

Paul Ricard
Formula Regional Championship by Alpine
Race - 1
Provisional Results

Clas	Nº	Driver	Nat	Cat	Clas	Team	Nat	Vehicle	Laps	Total Time	Gap	Interval	Km/h	Best	Time	Km/h
1	3	Alessandro GIUSTI		R	1	G4 RACING		Formula Alpine	15	32:02.965			163.4	12	2:00.206	174.3
2	15	Sami MEGUETOUNIF				MP MOTORSPORT		Formula Alpine	15	32:05.120	2.155	2.155	163.3	11	2:00.373	174.1
3	34	Martinius STENSHORNE		R	2	R-ACE GP		Formula Alpine	15	32:06.016	3.051	0.896	163.2	12	2:00.254	174.2
4	77	Tim TRAMNITZ				R-ACE GP		Formula Alpine	15	32:06.696	3.731	0.680	163.1	14	2:00.408	174.0
5	12	Andrea Kimi ANTONELLI				PREMA RACING		Formula Alpine	15	32:08.408	5.443	1.712	163.0	14	2:00.517	173.9
6	18	Laurens VAN HOEPEN				ART GRAND PRIX		Formula Alpine	15	32:09.266	6.301	0.858	162.9	14	2:00.512	173.9
7	26	Victor BERNIER				MP MOTORSPORT		Formula Alpine	15	32:11.132	8.167	1.866	162.7	10	2:00.660	173.7
8	8	Rafael CAMARA				PREMA RACING		Formula Alpine	15	32:12.531	9.566	1.399	162.6	10	2:00.615	173.7
9	30	Michael BELOV				G4 RACING		Formula Alpine	15	32:13.104	10.139	0.573	162.6	10	2:00.719	173.6
10	64	Maya WEUG		R	3	KIC MOTORSPORT		Formula Alpine	15	32:15.058	12.093	1.954	162.4	10	2:00.731	173.6
11	7	Lorenzo FLUXA				PREMA RACING		Formula Alpine	15	32:15.682	12.717	0.624	162.4	10	2:00.769	173.5
12	27	Kas HAVERKORT				VAN AMERSFOORT		Formula Alpine	15	32:16.130	13.165	0.448	162.3	12	2:00.501	173.9
13	19	Esteban MASSON				SAINTELOC RACING		Formula Alpine	15	32:17.045	14.080	0.915	162.3	12	2:00.607	173.7
14	47	Nikhil BOHRA				TRIDENT		Formula Alpine	15	32:19.707	16.742	2.662	162.0	12	2:01.022	173.1
15	43	Owen TANGAVELOU				TRIDENT		Formula Alpine	15	32:19.972	17.007	0.265	162.0	9	2:00.970	173.2
16	25	Marcus AMAND		R	4	ART GRAND PRIX		Formula Alpine	15	32:22.052	19.087	2.080	161.8	14	2:01.014	173.1
17	5	Tom LEBBON		R	5	ARDEN		Formula Alpine	15	32:22.546	19.581	0.494	161.8	15	2:01.096	173.0
18	10	Joshua DURKSEN				ARDEN		Formula Alpine	15	32:24.118	21.153	1.572	161.7	14	2:01.383	172.6
19	21	Kirill SMAL		R	6	MONOLITE RACING		Formula Alpine	15	32:24.595	21.630	0.477	161.6	14	2:01.329	172.7
20	4	Roman BILINSKI				TRIDENT		Formula Alpine	15	32:26.314	23.349	1.719	161.5	13	2:01.479	172.5
21	85	Macéo CAPIETTO				RPM		Formula Alpine	15	32:26.399	23.434	0.085	161.5	9	2:01.214	172.9
22	73	Emerson FITTIPALDI Jr.		R	7	SAINTELOC RACING		Formula Alpine	15	32:27.049	24.084	0.650	161.4	10	2:01.413	172.6
23	13	Joshua DUFEK				VAN AMERSFOORT		Formula Alpine	15	32:27.841	24.876	0.792	161.4	12	2:01.373	172.6
24	88	Matias ZAGAZETA				R-ACE GP		Formula Alpine	15	32:28.463	25.498	0.622	161.3	13	2:00.953	173.2
25	11	Levente REVESZ				ARDEN		Formula Alpine	15	32:31.745	28.780	3.282	161.0	10	2:01.362	172.6
26	28	Pierre - Alexandre PROVOST		R	8	G4 RACING		Formula Alpine	15	32:37.691	34.726	5.946	160.5	12	2:01.703	172.2
27	99	Giovanni MASCHIO				MONOLITE RACING		Formula Alpine	15	32:38.145	35.180	0.454	160.5	9	2:01.891	171.9
28	23	Ivan KLYMENKO		R	9	KIC MOTORSPORT		Formula Alpine	15	32:38.595	35.630	0.450	160.5	13	2:01.749	172.1
29	29	Enzo SCIONTI				MONOLITE RACING		Formula Alpine	15	32:41.603	38.638	3.008	160.2	10	2:02.007	171.7
30	33	Lucas MEDINA		R	10	SAINTELOC RACING		Formula Alpine	15	32:51.627	48.662	10.024	159.4	9	2:02.479	171.1
Not classified: (Requirements: 90% of number laps of leader = 14 Laps)																
	65	Santiago RAMOS				RPM		Formula Alpine	12	28:37.917	3 Laps	3 Laps	146.4	10	2:01.405	172.6
	9	Charlie WURZ				ART GRAND PRIX		Formula Alpine	2	28:36.581	13 Laps	10 Laps	24.4	1	2:13.693	156.7
	68	Niels KOOLEN				VAN AMERSFOORT		Formula Alpine	1	2:15.808	14 Laps	1 Lap	154.3	1	2:15.808	154.3


Fastest lap Alessandro GIUSTI in 2:00.206 at 174.3 Km/h in lap 12

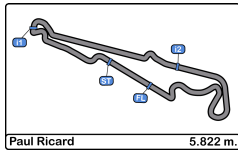
Published at:.....

Track Temp: 49.1 °C Air Temp: 31.7 °C Humidity: 29 % Track Status: DRY

Race Director:

Timekeeper:


 Luis Garcia
 JOB-1605-ESP/M



Paul Ricard
Formula Regional Championship by Alpine
Race - 1
Provisional Results by Category

Rookie																
Clas	Nº	Driver	Nat	Cat	Clas	Team	Nat	Vehicle	Laps	Total Time	Gap	Interval	Km/h	Best	Time	Km/h
1	3	Alessandro GIUSTI	FRA	R	1	G4 RACING	CHE	Formula Alpine	15	32:02.965			163.4	12	2:00.206	174.3
2	34	Martinius STENSHORNE	NOR	R	2	R-ACE GP	FRA	Formula Alpine	15	32:06.016	3.051	3.051	163.2	12	2:00.254	174.2
3	64	Maya WEUG	NLD	R	3	KIC MOTORSPORT	FIN	Formula Alpine	15	32:15.058	12.093	9.042	162.4	10	2:00.731	173.6
4	25	Marcus AMAND	FRA	R	4	ART GRAND PRIX	FRA	Formula Alpine	15	32:22.052	19.087	6.994	161.8	14	2:01.014	173.1
5	5	Tom LEBBON	GBR	R	5	ARDEN	GBR	Formula Alpine	15	32:22.546	19.581	0.494	161.8	15	2:01.096	173.0
6	21	Kirill SMAL	KGZ	R	6	MONOLITE RACING	ITA	Formula Alpine	15	32:24.595	21.630	2.049	161.6	14	2:01.329	172.7
7	73	Emerson FITTIPALDI Jr.	BRA	R	7	SAINTELOC RACING	FRA	Formula Alpine	15	32:27.049	24.084	2.454	161.4	10	2:01.413	172.6
8	28	Pierre - Alexandre PROVOST	LUX	R	8	G4 RACING	CHE	Formula Alpine	15	32:37.691	34.726	10.642	160.5	12	2:01.703	172.2
9	23	Ivan KLYMENKO	UKR	R	9	KIC MOTORSPORT	FIN	Formula Alpine	15	32:38.595	35.630	0.904	160.5	13	2:01.749	172.1
10	33	Lucas MEDINA	COL	R	10	SAINTELOC RACING	FRA	Formula Alpine	15	32:51.627	48.662	13.032	159.4	9	2:02.479	171.1
Clas	Nº	Driver	Nat	Cat	Clas	Team	Nat	Vehicle	Laps	Total Time	Gap	Interval	Km/h	Best	Time	Km/h
1	15	Sami MEGUETOUNIF	FRA			MP MOTORSPORT	NLD	Formula Alpine	15	32:05.120			163.3	11	2:00.373	174.1
2	77	Tim TRAMNITZ	DEU			R-ACE GP	FRA	Formula Alpine	15	32:06.696	1.576	1.576	163.1	14	2:00.408	174.0
3	12	Andrea Kimi ANTONELLI	ITA			PREMA RACING	ITA	Formula Alpine	15	32:08.408	3.288	1.712	163.0	14	2:00.517	173.9
4	18	Laurens VAN HOEPEN	NLD			ART GRAND PRIX	FRA	Formula Alpine	15	32:09.266	4.146	0.858	162.9	14	2:00.512	173.9
5	26	Victor BERNIER	FRA			MP MOTORSPORT	NLD	Formula Alpine	15	32:11.132	6.012	1.866	162.7	10	2:00.660	173.7
6	8	Rafael CAMARA	BRA			PREMA RACING	ITA	Formula Alpine	15	32:12.531	7.411	1.399	162.6	10	2:00.615	173.7
7	30	Michael BELOV	KGZ			G4 RACING	CHE	Formula Alpine	15	32:13.104	7.984	0.573	162.6	10	2:00.719	173.6
8	7	Lorenzo FLUXA	ESP			PREMA RACING	ITA	Formula Alpine	15	32:15.682	10.562	2.578	162.4	10	2:00.769	173.5
9	27	Kas HAVERKORT	NLD			VAN AMERSFOORT	NLD	Formula Alpine	15	32:16.130	11.010	0.448	162.3	12	2:00.501	173.9
10	19	Esteban MASSON	FRA			SAINTELOC RACING	FRA	Formula Alpine	15	32:17.045	11.925	0.915	162.3	12	2:00.607	173.7
11	47	Nikhil BOHRA	USA			TRIDENT	ITA	Formula Alpine	15	32:19.707	14.587	2.662	162.0	12	2:01.022	173.1
12	43	Owen TANGAVELOU	FRA			TRIDENT	ITA	Formula Alpine	15	32:19.972	14.852	0.265	162.0	9	2:00.970	173.2
13	10	Joshua DURKSEN	GBR			ARDEN	GBR	Formula Alpine	15	32:24.118	18.998	4.146	161.7	14	2:01.383	172.6
14	4	Roman BILINSKI	POL			TRIDENT	ITA	Formula Alpine	15	32:26.314	21.194	2.196	161.5	13	2:01.479	172.5
15	85	Macéo CAPIETTO	FRA			RPM	ITA	Formula Alpine	15	32:26.399	21.279	0.085	161.5	9	2:01.214	172.9
16	13	Joshua DUFEK	CHE			VAN AMERSFOORT	NLD	Formula Alpine	15	32:27.841	22.721	1.442	161.4	12	2:01.373	172.6
17	88	Matias ZAGAZETA	PER			R-ACE GP	FRA	Formula Alpine	15	32:28.463	23.343	0.622	161.3	13	2:00.953	173.2
18	11	Levente REVESZ	HUN			ARDEN	GBR	Formula Alpine	15	32:31.745	26.625	3.282	161.0	10	2:01.362	172.6
19	99	Giovanni MASCHIO	ITA			MONOLITE RACING	ITA	Formula Alpine	15	32:38.145	33.025	6.400	160.5	9	2:01.891	171.9
20	29	Enzo SCIONTI	USA			MONOLITE RACING	ITA	Formula Alpine	15	32:41.603	36.483	3.458	160.2	10	2:02.007	171.7
Not classified: (Requirements: 90% of number laps of leader = 14 Laps)																
65	Santiago RAMOS	MEX				RPM	ITA	Formula Alpine	12	28:37.917	3 Laps	3 Laps	146.4	10	2:01.405	172.6
9	Charlie WURZ	AUT				ART GRAND PRIX	FRA	Formula Alpine	2	28:36.581	13 Laps	10 Laps	24.4	1	2:13.693	156.7
68	Niels KOOLEN	NLD				VAN AMERSFOORT	NLD	Formula Alpine	1	2:15.808	14 Laps	1 Lap	154.3	1	2:15.808	154.3


Fastest lap Alessandro GIUSTI in 2:00.206 at 174.3 Km/h in lap 12

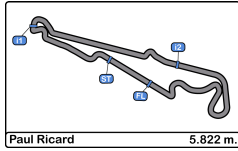
Published at:.....

Track Temp: 49.1 °C Air Temp: 31.7 °C Humidity: 29 % Track Status: DRY

Race Director:

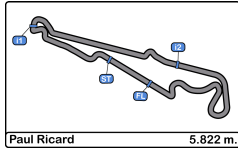
Timekeeper:


 Luis Garcia
 JOB-1605-ESP/M



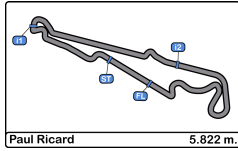
Paul Ricard
Formula Regional Championship by Alpine
Race - 1
Provisional Classification by Driver Fastest Lap

Clas	Nº	Driver	Nat	Cat	Clas	Team	Nat	Vehicle	Laps	Best	Time	Gap	Interval	Km/h		
1	3	Alessandro GIUSTI		FRA	R	1	G4 RACING		CHE	Formula Alpine	15	12	2:00.206		174.3	
2	34	Martinius		NOR	R	2	R-ACE GP		FRA	Formula Alpine	15	12	2:00.254	0.048	0.048	174.2
3	15	Sami		FRA			MP MOTORSPORT		NLD	Formula Alpine	15	11	2:00.373	0.167	0.119	174.1
4	77	Tim TRAMNITZ		DEU			R-ACE GP		FRA	Formula Alpine	15	14	2:00.408	0.202	0.035	174.0
5	27	Kas HAVERKORT		NLD			VAN AMERSFOORT		NLD	Formula Alpine	15	12	2:00.501	0.295	0.093	173.9
6	18	Laurens VAN		NLD			ART GRAND PRIX		FRA	Formula Alpine	15	14	2:00.512	0.306	0.011	173.9
7	12	Andrea Kimi		ITA			PREMA RACING		ITA	Formula Alpine	15	14	2:00.517	0.311	0.005	173.9
8	19	Esteban MASSON		FRA			SAINTELOC RACING		FRA	Formula Alpine	15	12	2:00.607	0.401	0.090	173.7
9	8	Rafael CAMARA		BRA			PREMA RACING		ITA	Formula Alpine	15	10	2:00.615	0.409	0.008	173.7
10	26	Victor BERNIER		FRA			MP MOTORSPORT		NLD	Formula Alpine	15	10	2:00.660	0.454	0.045	173.7
11	30	Michael BELOV		KGZ			G4 RACING		CHE	Formula Alpine	15	10	2:00.719	0.513	0.059	173.6
12	64	Maya WEUG		NLD	R	3	KIC MOTORSPORT		FIN	Formula Alpine	15	10	2:00.731	0.525	0.012	173.6
13	7	Lorenzo FLUXA		ESP			PREMA RACING		ITA	Formula Alpine	15	10	2:00.769	0.563	0.038	173.5
14	88	Matias ZAGAZETA		PER			R-ACE GP		FRA	Formula Alpine	15	13	2:00.953	0.747	0.184	173.2
15	43	Owen		FRA			TRIDENT		ITA	Formula Alpine	15	9	2:00.970	0.764	0.017	173.2
16	25	Marcus AMAND		FRA	R	4	ART GRAND PRIX		FRA	Formula Alpine	15	14	2:01.014	0.808	0.044	173.1
17	47	Nikhil BOHRA		USA			TRIDENT		ITA	Formula Alpine	15	12	2:01.022	0.816	0.008	173.1
18	5	Tom LEBBON		GBR	R	5	ARDEN		GBR	Formula Alpine	15	15	2:01.096	0.890	0.074	173.0
19	85	Macéo CAPIETTO		FRA			RPM		ITA	Formula Alpine	15	9	2:01.214	1.008	0.118	172.9
20	21	Kirill SMAL		KGZ	R	6	MONOLITE RACING		ITA	Formula Alpine	15	14	2:01.329	1.123	0.115	172.7
21	11	Levente REVESZ		HUN			ARDEN		GBR	Formula Alpine	15	10	2:01.362	1.156	0.033	172.6
22	13	Joshua DUFEK		CHE			VAN AMERSFOORT		NLD	Formula Alpine	15	12	2:01.373	1.167	0.011	172.6
23	10	Joshua DURKSEN		PRY			ARDEN		GBR	Formula Alpine	15	14	2:01.383	1.177	0.010	172.6
24	65	Santiago RAMOS		MEX			RPM		ITA	Formula Alpine	12	10	2:01.405	1.199	0.022	172.6
25	73	Emerson FITTIPALDI		BRA	R	7	SAINTELOC RACING		FRA	Formula Alpine	15	10	2:01.413	1.207	0.008	172.6
26	4	Roman BILINSKI		POL			TRIDENT		ITA	Formula Alpine	15	13	2:01.479	1.273	0.066	172.5
27	28	Pierre - Alexandre		LUX	R	8	G4 RACING		CHE	Formula Alpine	15	12	2:01.703	1.497	0.224	172.2
28	23	Ivan KLYMENKO		UKR	R	9	KIC MOTORSPORT		FIN	Formula Alpine	15	13	2:01.749	1.543	0.046	172.1
29	99	Giovanni MASCHIO		ITA			MONOLITE RACING		ITA	Formula Alpine	15	9	2:01.891	1.685	0.142	171.9
30	29	Enzo SCIONTI		USA			MONOLITE RACING		ITA	Formula Alpine	15	10	2:02.007	1.801	0.116	171.7
31	33	Lucas MEDINA		COL	R	10	SAINTELOC RACING		FRA	Formula Alpine	15	9	2:02.479	2.273	0.472	171.1
32	9	Charlie WURZ		AUT			ART GRAND PRIX		FRA	Formula Alpine	2	1	2:13.693	13.487	11.214	156.7
33	68	Niels KOOLEN		NLD			VAN AMERSFOORT		NLD	Formula Alpine	1	1	2:15.808	15.602	2.115	154.3



Paul Ricard
Formula Regional Championship by Alpine
Race - 1
Distance and Speed Average

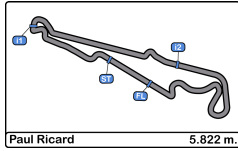
Clas	Nº	Driver	Nat	Cat	Clas	Team	Nat	Vehicle	Laps	Distance	Total Time	Km/h		
1	3	Alessandro GIUSTI		FRA	R	1	G4 RACING		CHE	Formula Alpine	15	87.33	32:02.965	163.4
2	15	Sami		FRA			MP MOTORSPORT		NLD	Formula Alpine	15	87.33	32:05.120	163.3
3	34	Martinius		NOR	R	2	R-ACE GP		FRA	Formula Alpine	15	87.33	32:06.016	163.2
4	77	Tim TRAMNITZ		DEU			R-ACE GP		FRA	Formula Alpine	15	87.33	32:06.696	163.1
5	12	Andrea Kimi		ITA			PREMA RACING		ITA	Formula Alpine	15	87.33	32:08.408	163.0
6	18	Laurens VAN		NLD			ART GRAND PRIX		FRA	Formula Alpine	15	87.33	32:09.266	162.9
7	26	Victor BERNIER		FRA			MP MOTORSPORT		NLD	Formula Alpine	15	87.33	32:11.132	162.7
8	8	Rafael CAMARA		BRA			PREMA RACING		ITA	Formula Alpine	15	87.33	32:12.531	162.6
9	30	Michael BELOV		KGZ			G4 RACING		CHE	Formula Alpine	15	87.33	32:13.104	162.6
10	64	Maya WEUG		NLD	R	3	KIC MOTORSPORT		FIN	Formula Alpine	15	87.33	32:15.058	162.4
11	7	Lorenzo FLUXA		ESP			PREMA RACING		ITA	Formula Alpine	15	87.33	32:15.682	162.4
12	27	Kas HAVERKORT		NLD			VAN AMERSFOORT		NLD	Formula Alpine	15	87.33	32:16.130	162.3
13	19	Esteban MASSON		FRA			SAINTELOC RACING		FRA	Formula Alpine	15	87.33	32:17.045	162.3
14	47	Nikhil BOHRA		USA			TRIDENT		ITA	Formula Alpine	15	87.33	32:19.707	162.0
15	43	Owen		FRA			TRIDENT		ITA	Formula Alpine	15	87.33	32:19.972	162.0
16	25	Marcus AMAND		FRA	R	4	ART GRAND PRIX		FRA	Formula Alpine	15	87.33	32:22.052	161.8
17	5	Tom LEBBON		GBR	R	5	ARDEN		GBR	Formula Alpine	15	87.33	32:22.546	161.8
18	10	Joshua DURKSEN		PRT			ARDEN		GBR	Formula Alpine	15	87.33	32:24.118	161.7
19	21	Kirill SMAL		KGZ	R	6	MONOLITE RACING		ITA	Formula Alpine	15	87.33	32:24.595	161.6
20	4	Roman BILINSKI		POL			TRIDENT		ITA	Formula Alpine	15	87.33	32:26.314	161.5
21	85	Macéo CAPIETTO		FRA			RPM		ITA	Formula Alpine	15	87.33	32:26.399	161.5
22	73	Emerson FITTIPALDI		BRA	R	7	SAINTELOC RACING		FRA	Formula Alpine	15	87.33	32:27.049	161.4
23	13	Joshua DUFEK		CHE			VAN AMERSFOORT		NLD	Formula Alpine	15	87.33	32:27.841	161.4
24	88	Matias ZAGAZETA		PER			R-ACE GP		FRA	Formula Alpine	15	87.33	32:28.463	161.3
25	11	Levente REVESZ		HUN			ARDEN		GBR	Formula Alpine	15	87.33	32:31.745	161.0
26	28	Pierre - Alexandre		LUX	R	8	G4 RACING		CHE	Formula Alpine	15	87.33	32:37.691	160.5
27	99	Giovanni MASCHIO		ITA			MONOLITE RACING		ITA	Formula Alpine	15	87.33	32:38.145	160.5
28	23	Ivan KLYMENKO		UKR	R	9	KIC MOTORSPORT		FIN	Formula Alpine	15	87.33	32:38.595	160.5
29	29	Enzo SCIONTI		USA			MONOLITE RACING		ITA	Formula Alpine	15	87.33	32:41.603	160.2
30	33	Lucas MEDINA		COL	R	10	SAINTELOC RACING		FRA	Formula Alpine	15	87.33	32:51.627	159.4
31	65	Santiago RAMOS		MEX			RPM		ITA	Formula Alpine	12	69.86	28:37.917	146.4
32	9	Charlie WURZ		AUT			ART GRAND PRIX		FRA	Formula Alpine	2	11.64	28:36.581	24.4
33	68	Niels KOOLEN		NLD			VAN AMERSFOORT		NLD	Formula Alpine	1	05.82	2:15.808	154.3



Paul Ricard
Formula Regional Championship by Alpine
Race - 1
Lap Analysis

3 Alessandro GIUSTI							5 Tom LEBBON								
Rookie							Rookie								
G4 RACING							ARDEN								
Lap	D	Time	Sector 1	Sector 2	Sector 3	T. Spd	Elapsed	Lap	D	Time	Sector 1	Sector 2	Sector 3	T. Spd	Elapsed
1		2:04.698	36.579	37.189	50.930	189.1	2:04.698	1		2:12.072	41.135	38.372	52.565	203.7	2:12.072
2		2:13.054	33.534	37.353	1:02.167	229.2	4:17.752	2		2:17.808	34.522	38.221	1:05.065	234.2	4:29.880
3		3:36.991	1:03.236	1:09.422	1:24.333	210.5	7:54.743	3		3:31.885	1:06.793	1:05.993	1:19.099	225.4	8:01.765
4		2:01.218	33.360	37.066	50.792	229.7	9:55.961	4		2:02.903	34.147	37.553	51.203	233.2	10:04.668
5		2:00.910	33.236	36.941	50.733	231.7	11:56.871	5		2:02.577	33.656	37.395	51.526	234.2	12:07.245
6		2:00.769	33.162	36.885	50.722	229.7	13:57.640	6		2:01.779	33.648	37.232	50.899	232.7	14:09.024
7		2:00.721	33.135	36.896	50.690	229.7	15:58.361	7		2:01.550	33.479	37.004	51.067	232.7	16:10.574
8		2:00.673	32.998	37.021	50.654	229.7	17:59.034	8		2:01.592	33.373	37.207	51.012	232.2	18:12.166
9		2:00.803	33.269	36.900	50.634	230.2	19:59.837	9		2:01.888	33.569	37.143	51.176	233.2	20:14.054
10		2:00.269	33.153	36.759	50.357	229.7	22:00.106	10		2:01.640	33.565	37.257	50.818	232.2	22:15.694
11		2:00.380	33.087	36.666	50.627	230.7	24:00.486	11		2:01.628	33.492	37.161	50.975	233.2	24:17.322
12		2:00.206	33.111	36.524	50.571	230.7	26:00.692	12		2:01.627	33.482	37.098	51.047	232.7	26:18.949
13		2:00.522	33.269	36.639	50.614	230.7	28:01.214	13		2:01.374	33.452	36.945	50.977	234.2	28:20.323
14		2:00.866	33.226	36.981	50.659	230.7	30:02.080	14		2:01.127	33.321	37.071	50.735	233.7	30:21.450
15		2:00.885	33.201	36.665	51.019	230.7	32:02.965	15		2:01.096	33.162	36.842	51.092	234.2	32:22.546

4 Roman BILINSKI							7 Lorenzo FLUXA								
TRIDENT							PREMA RACING								
Lap	D	Time	Sector 1	Sector 2	Sector 3	T. Spd	Elapsed	Lap	D	Time	Sector 1	Sector 2	Sector 3	T. Spd	Elapsed
1		2:12.695	41.399	38.112	53.184	208.8	2:12.695	1		2:10.744	40.804	38.171	51.769	208.8	2:10.744
2		2:17.883	34.381	38.263	1:05.239	233.7	4:30.578	2		2:14.753	34.803	37.803	1:02.147	233.2	4:25.497
3		3:31.703	1:07.312	1:05.736	1:18.655	207.6	8:02.281	3		3:33.993	1:05.128	1:07.007	1:21.858	209.3	7:59.490
4		2:03.881	34.555	37.270	52.056	231.2	10:06.162	4		2:02.462	33.899	37.334	51.229	234.2	10:01.952
5		2:02.901	34.483	37.425	50.993	230.7	12:09.063	5		2:01.862	33.579	37.166	51.117	234.2	12:03.814
6		2:01.778	33.514	37.209	51.055	232.2	14:10.841	6		2:01.363	33.662	36.859	50.842	233.2	14:05.177
7		2:01.507	33.438	37.031	51.038	231.7	16:12.348	7		2:01.434	33.506	36.944	50.984	234.2	16:06.611
8		2:01.728	33.645	37.188	50.895	231.2	18:14.076	8		2:01.627	33.380	37.279	50.968	235.2	18:08.238
9		2:01.600	33.493	37.058	51.049	231.2	20:15.676	9		2:01.126	33.364	36.993	50.769	230.7	20:09.364
10		2:01.557	33.404	36.965	51.188	231.2	22:17.233	10		2:00.769	33.313	36.766	50.690	233.2	22:10.133
11		2:01.691	33.364	37.001	51.326	234.2	24:18.924	11		2:01.094	33.271	37.060	50.763	235.8	24:11.227
12		2:01.812	33.580	37.200	51.032	233.2	26:20.736	12		2:01.033	33.303	37.028	50.702	233.7	26:12.260
13		2:01.479	33.396	37.191	50.892	232.2	28:22.215	13		2:00.963	33.232	36.998	50.733	235.2	28:13.223
14		2:01.496	33.323	37.197	50.976	230.2	30:23.711	14		2:01.064	33.303	36.944	50.817	234.7	30:14.287
15		2:02.603	33.266	37.462	51.875	232.2	32:26.314	15		2:01.395	33.246	36.920	51.229	234.2	32:15.682



Paul Ricard
Formula Regional Championship by Alpine
Race - 1
Lap Analysis

8

Rafael CAMARA

Formula Alpine 11

Levente REVESZ

Formula Alpine

PREMA RACING

ARDEN

Lap	D	Time	Sector 1	Sector 2	Sector 3	T. Spd	Elapsed	Lap	D	Time	Sector 1	Sector 2	Sector 3	T. Spd	Elapsed
1		2:09.937	39.920	37.313	52.704	203.7	2:09.937	1		2:15.178	43.372	38.913	52.893	219.9	2:15.178
2		2:13.140	33.773	37.557	1:01.810	237.3	4:23.077	2		2:22.098	35.993	40.213	1:05.892	233.7	4:37.276
3		3:35.113	1:05.683	1:06.825	1:22.605	186.8	7:58.190	3		3:28.668	1:08.509	1:03.541	1:16.618	180.0	8:05.944
4		2:02.073	33.711	37.213	51.149	233.2	10:00.263	4		2:02.957	33.969	37.470	51.518	230.7	10:08.901
5		2:02.330	33.650	37.346	51.334	235.2	12:02.593	5		2:02.373	33.817	37.225	51.331	233.7	12:11.274
6		2:01.187	33.457	36.854	50.876	234.7	14:03.780	6		2:02.642	33.729	37.337	51.576	232.7	14:13.916
7		2:01.217	33.366	36.906	50.945	235.8	16:04.997	7		2:03.772	34.778	37.888	51.106	234.7	16:17.688
8		2:01.067	33.381	36.802	50.884	233.2	18:06.064	8		2:01.669	33.628	37.168	50.873	231.7	18:19.357
9		2:00.973	33.381	36.874	50.718	231.7	20:07.037	9		2:01.700	33.739	37.244	50.717	229.7	20:21.057
10		2:00.615	33.255	36.799	50.561	233.7	22:07.652	10		2:01.362	33.495	37.013	50.854	229.2	22:22.419
11		2:01.120	33.219	36.761	51.140	236.3	24:08.772	11		2:01.699	33.444	37.269	50.986	232.7	24:24.118
12		2:00.855	33.353	36.530	50.972	233.2	26:09.627	12		2:01.623	33.632	36.890	51.101	230.7	26:25.741
13		2:00.833	33.429	36.817	50.587	234.7	28:10.460	13		2:01.761	33.406	37.260	51.095	229.7	28:27.502
14		2:00.980	33.255	36.694	51.031	234.7	30:11.440	14		2:02.106	33.695	37.249	51.162	228.3	30:29.608
15		2:01.091	33.352	36.653	51.086	235.8	32:12.531	15		2:02.137	33.576	37.272	51.289	229.7	32:31.745

9

Charlie WURZ

Formula Alpine 12

Andrea Kimi ANTONELLI

Formula Alpine

ART GRAND PRIX

PREMA RACING

Lap	D	Time	Sector 1	Sector 2	Sector 3	T. Spd	Elapsed	Lap	D	Time	Sector 1	Sector 2	Sector 3	T. Spd	Elapsed
1		2:13.693	42.326	38.559	52.808	210.5	2:13.693	1		2:07.877	38.333	37.271	52.273	195.6	2:07.877
2		26:22.888 P	1:09.673	1:14.459	23:58.756	236.8	28:36.581	2		2:12.789	33.562	37.478	1:01.749	230.7	4:20.666
3		3:35.989	1:03.778	1:08.517	1:23.694	183.9	7:56.655	3		3:35.989	1:03.778	1:08.517	1:23.694	183.9	7:56.655
4		2:01.982	33.795	37.146	51.041	231.7	9:58.637	4		2:01.982	33.795	37.146	51.041	231.7	9:58.637
5		2:01.468	33.543	37.036	50.889	230.2	12:00.105	5		2:01.468	33.543	37.036	50.889	230.2	12:00.105
6		2:01.205	33.487	37.056	50.662	232.2	14:01.310	6		2:01.205	33.487	37.056	50.662	232.2	14:01.310
7		2:00.947	33.289	37.050	50.608	232.2	16:02.257	7		2:00.947	33.289	37.050	50.608	232.2	16:02.257
8		2:00.914	33.335	36.948	50.631	232.2	18:03.171	8		2:00.914	33.335	36.948	50.631	232.2	18:03.171
9		2:00.980	33.353	36.806	50.821	231.7	20:04.151	9		2:00.980	33.353	36.806	50.821	231.7	20:04.151
10		2:00.808	33.157	37.035	50.616	230.7	22:04.959	10		2:00.808	33.157	37.035	50.616	230.7	22:04.959
11		2:00.523	33.079	36.917	50.527	232.2	24:05.482	11		2:00.523	33.079	36.917	50.527	232.2	24:05.482
12		2:00.550	33.248	36.849	50.453	233.2	26:06.032	12		2:00.550	33.248	36.849	50.453	233.2	26:06.032
13		2:00.914	33.174	37.184	50.556	233.7	28:06.946	13		2:00.914	33.174	37.184	50.556	233.7	28:06.946
14		2:00.517	33.139	36.988	50.390	231.2	30:07.463	14		2:00.517	33.139	36.988	50.390	231.2	30:07.463
15		2:00.945	33.113	36.962	50.870	230.2	32:08.408	15		2:00.945	33.113	36.962	50.870	230.2	32:08.408

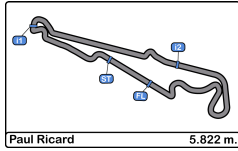
10

Joshua DURKSEN

Formula Alpine

ARDEN

Lap	D	Time	Sector 1	Sector 2	Sector 3	T. Spd	Elapsed	Lap	D	Time	Sector 1	Sector 2	Sector 3	T. Spd	Elapsed
1		2:13.122	41.985	38.172	52.965	212.1	2:13.122	1		2:13.122	41.985	38.172	52.965	212.1	2:13.122
2		2:19.532	34.211	39.251	1:06.070	235.2	4:32.654	2		2:19.532	34.211	39.251	1:06.070	235.2	4:32.654
3		3:29.896	1:06.395	1:05.491	1:18.010	177.6	8:02.550	3		3:29.896	1:06.395	1:05.491	1:18.010	177.6	8:02.550
4		2:02.581	34.571	37.105	50.905	236.3	10:05.131	4		2:02.581	34.571	37.105	50.905	236.3	10:05.131
5		2:02.389	33.614	37.212	51.563	235.8	12:07.520	5		2:02.389	33.614	37.212	51.563	235.8	12:07.520
6		2:01.997	33.782	37.082	51.133	236.8	14:09.517	6		2:01.997	33.782	37.082	51.133	236.8	14:09.517
7		2:01.885	33.553	37.327	51.005	234.2	16:11.402	7		2:01.885	33.553	37.327	51.005	234.2	16:11.402
8		2:01.493	33.464	37.070	50.959	233.7	18:12.895	8		2:01.493	33.464	37.070	50.959	233.7	18:12.895
9		2:01.637	33.496	37.052	51.089	232.7	20:14.532	9		2:01.637	33.496	37.052	51.089	232.7	20:14.532
10		2:01.790	33.616	37.065	51.109	235.2	22:16.322	10		2:01.790	33.616	37.065	51.109	235.2	22:16.322
11		2:01.649	33.409	37.281	50.959	236.3	24:17.971	11		2:01.649	33.409	37.281	50.959	236.3	24:17.971
12		2:01.607	33.483	36.945	51.179	235.2	26:19.578	12		2:01.607	33.483	36.945	51.179	235.2	26:19.578
13		2:01.545	33.558	37.152	50.835	234.7	28:21.123	13		2:01.545	33.558	37.152	50.835	234.7	28:21.123
14		2:01.383	33.412	37.166	50.805	232.7	30:22.506	14		2:01.383	33.412	37.166	50.805	232.7	30:22.506
15		2:01.612	33.297	37.051	51.264	234.2	32:24.118	15		2:01.612	33.297	37.051	51.264	234.2	32:24.118



Paul Ricard
Formula Regional Championship by Alpine
Race - 1
Lap Analysis

13

Joshua DUFEK

Formula Alpine 18

Laurens VAN HOEPEN

Formula Alpine

VAN AMERSFOORT RACING

ART GRAND PRIX

Lap	D	Time	Sector 1	Sector 2	Sector 3	T. Spd	Elapsed	Lap	D	Time	Sector 1	Sector 2	Sector 3	T. Spd	Elapsed
1		2:15.218	42.784	38.214	54.220	215.1	2:15.218	1		2:08.350	38.765	37.617	51.968	194.9	2:08.350
2		2:21.659	35.672	39.873	1:06.114	237.8	4:36.877	2		2:12.904	33.521	37.621	1:01.762	230.2	4:21.254
3		3:28.642	1:08.159	1:03.900	1:16.583	195.2	8:05.519	3		3:35.743	1:04.178	1:08.231	1:23.334	174.4	7:56.997
4		2:02.644	33.923	37.536	51.185	232.2	10:08.163	4		2:01.957	33.765	37.171	51.021	232.2	9:58.954
5		2:02.402	33.818	37.375	51.209	234.2	12:10.565	5		2:01.659	33.624	37.163	50.872	231.7	12:00.613
6		2:01.995	33.653	37.370	50.972	233.2	14:12.560	6		2:01.173	33.450	37.227	50.496	231.2	14:01.786
7		2:01.979	33.690	37.261	51.028	233.2	16:14.539	7		2:01.045	33.374	37.013	50.658	232.7	16:02.831
8		2:02.020	33.671	37.269	51.080	234.2	18:16.559	8		2:00.862	33.311	36.981	50.570	231.7	18:03.693
9		2:01.590	33.448	37.145	50.997	230.7	20:18.149	9		2:00.904	33.375	36.848	50.681	231.2	20:04.597
10		2:01.719	33.430	37.370	50.919	232.7	22:19.868	10		2:00.953	33.382	37.071	50.500	231.2	22:05.550
11		2:01.400	33.410	37.170	50.820	232.7	24:21.268	11		2:00.795	33.214	37.219	50.362	232.2	24:06.345
12		2:01.373	33.464	36.927	50.982	234.2	26:22.641	12		2:01.022	33.545	36.982	50.495	230.7	26:07.367
13		2:01.530	33.488	37.094	50.948	234.2	28:24.171	13		2:00.866	33.402	36.912	50.552	230.2	28:08.233
14		2:02.139	33.663	37.395	51.081	233.7	30:26.310	14		2:00.512	33.168	36.860	50.484	228.8	30:08.745
15		2:01.531	33.350	37.200	50.981	233.7	32:27.841	15		2:00.521	33.174	36.836	50.511	229.7	32:09.266

15

Sami MEGUETOUNIF

Formula Alpine 19

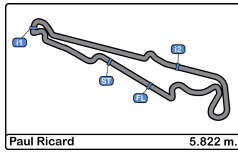
Esteban MASSON

Formula Alpine

MP MOTORSPORT

SAINTELOC RACING

Lap	D	Time	Sector 1	Sector 2	Sector 3	T. Spd	Elapsed	Lap	D	Time	Sector 1	Sector 2	Sector 3	T. Spd	Elapsed
1		2:05.498	37.188	37.273	51.037	190.4	2:05.498	1		2:10.034	39.952	37.901	52.181	197.8	2:10.034
2		2:12.977	33.438	37.513	1:02.026	229.7	4:18.475	2		2:13.802	34.449	37.667	1:01.686	234.2	4:23.836
3		3:36.989	1:03.244	1:09.352	1:24.393	205.3	7:55.464	3		3:34.796	1:05.446	1:06.969	1:22.381	198.1	7:58.632
4		2:01.358	33.594	37.132	50.632	230.2	9:56.822	4		2:02.225	33.812	37.173	51.240	229.2	10:00.857
5		2:00.986	33.240	37.110	50.636	230.7	11:57.808	5		2:02.479	34.192	37.304	50.983	234.7	12:03.336
6		2:00.996	33.475	36.961	50.560	230.2	13:58.804	6		2:02.322	33.693	37.514	51.115	230.2	14:05.658
7		2:00.657	33.105	36.983	50.569	230.2	15:59.461	7		2:01.518	33.493	37.129	50.896	229.7	16:07.176
8		2:00.739	33.145	37.011	50.583	230.7	18:00.200	8		2:01.473	33.347	36.975	51.151	230.2	18:08.649
9		2:00.692	33.326	36.992	50.374	229.7	20:00.892	9		2:01.766	33.521	36.947	51.298	229.7	20:10.415
10		2:00.562	33.077	37.114	50.371	230.7	22:01.454	10		2:02.271	34.021	36.883	51.367	227.3	22:12.686
11		2:00.373	33.090	36.850	50.433	231.7	24:01.827	11		2:01.146	33.423	37.006	50.717	231.2	24:13.832
12		2:00.563	33.250	36.864	50.449	230.7	26:02.390	12		2:00.607	33.266	36.892	50.449	230.2	26:14.439
13		2:01.321	33.315	37.041	50.965	230.2	28:03.711	13		2:00.862	33.289	36.754	50.819	231.7	28:15.301
14		2:00.567	33.246	36.902	50.419	231.2	30:04.278	14		2:00.805	33.321	36.888	50.596	229.2	30:16.106
15		2:00.842	33.223	36.861	50.758	229.7	32:05.120	15		2:00.939	33.165	36.741	51.033	231.2	32:17.045



Paul Ricard
Formula Regional Championship by Alpine
Race - 1
Lap Analysis

21

Kirill SMAL

Formula Alpine 25

Marcus AMAND

Formula Alpine

Rookie

MONOLITE RACING

Rookie

ART GRAND PRIX

Lap	D	Time	Sector 1	Sector 2	Sector 3	T. Spd	Elapsed	Lap	D	Time	Sector 1	Sector 2	Sector 3	T. Spd	Elapsed
1		2:13.584	42.227	38.228	53.129	214.2	2:13.584	1		2:12.395	41.625	38.281	52.489	210.1	2:12.395
2		2:19.813	34.250	39.446	1:06.117	232.7	4:33.397	2		2:16.645	34.247	38.161	1:04.237	234.7	4:29.040
3		3:29.643	1:06.798	1:04.933	1:17.912	168.7	8:03.040	3		3:32.363	1:05.820	1:06.482	1:20.061	213.0	8:01.403
4		2:03.218	34.375	37.327	51.516	233.7	10:06.258	4		2:02.343	34.048	37.457	50.838	237.3	10:03.746
5		2:02.279	33.882	37.368	51.029	230.7	12:08.537	5		2:02.228	34.091	37.355	50.782	231.7	12:05.974
6		2:01.692	33.587	37.194	50.911	233.2	14:10.229	6		2:01.733	33.582	37.322	50.829	233.2	14:07.707
7		2:01.686	33.508	37.174	51.004	234.7	16:11.915	7		2:01.326	33.497	36.916	50.913	232.2	16:09.033
8		2:01.600	33.462	36.923	51.215	233.2	18:13.515	8		2:02.403	33.431	37.525	51.447	232.2	18:11.436
9		2:01.529	33.524	37.102	50.903	231.2	20:15.044	9		2:01.463	33.477	37.078	50.908	231.7	20:12.899
10		2:01.660	33.516	37.210	50.934	233.7	22:16.704	10		2:01.510	33.294	37.199	51.017	231.2	22:14.409
11		2:01.827	33.443	37.362	51.022	236.8	24:18.531	11		2:01.973	33.598	37.523	50.852	231.7	24:16.382
12		2:01.753	33.515	37.295	50.943	234.2	26:20.284	12		2:02.138	33.520	37.367	51.251	232.2	26:18.520
13		2:01.449	33.387	37.155	50.907	233.2	28:21.733	13		2:01.392	33.380	37.100	50.912	229.7	28:19.912
14		2:01.329	33.375	37.153	50.801	232.7	30:23.062	14		2:01.014	33.222	36.975	50.817	228.8	30:20.926
15		2:01.533	33.314	36.980	51.239	233.7	32:24.595	15		2:01.126	33.176	36.983	50.967	230.7	32:22.052

23

Ivan KLYMENKO

Formula Alpine 26

Victor BERNIER

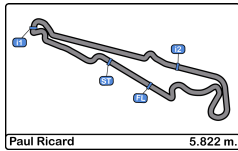
Formula Alpine

Rookie

KIC MOTORSPORT

MP MOTORSPORT

Lap	D	Time	Sector 1	Sector 2	Sector 3	T. Spd	Elapsed	Lap	D	Time	Sector 1	Sector 2	Sector 3	T. Spd	Elapsed
1		2:16.547	44.553	38.925	53.069	188.8	2:16.547	1		2:08.803	39.193	37.375	52.235	199.6	2:08.803
2		2:23.125	35.945	42.005	1:05.175	232.7	4:39.672	2		2:12.976	33.668	37.806	1:01.502	231.2	4:21.779
3		3:28.345	1:09.515	1:02.288	1:16.542	177.3	8:08.017	3		3:35.574	1:04.729	1:08.023	1:22.822	175.3	7:57.353
4		2:02.934	33.908	37.625	51.401	229.2	10:10.951	4		2:01.961	33.755	37.113	51.093	233.2	9:59.314
5		2:03.014	33.998	37.768	51.248	231.2	12:13.965	5		2:01.968	33.706	37.203	51.059	233.7	12:01.282
6		2:02.490	33.604	37.600	51.286	229.2	14:16.455	6		2:01.186	33.448	37.031	50.707	230.7	14:02.468
7		2:02.714	33.807	37.566	51.341	229.7	16:19.169	7		2:01.180	33.403	37.060	50.717	230.2	16:03.648
8		2:03.538	33.986	38.439	51.113	232.2	18:22.707	8		2:01.163	33.356	37.001	50.806	230.7	18:04.811
9		2:02.181	33.682	37.557	50.942	231.7	20:24.888	9		2:00.879	33.391	36.942	50.546	228.8	20:05.690
10		2:02.412	33.896	37.384	51.132	231.2	22:27.300	10		2:00.660	33.294	36.821	50.545	229.2	22:06.350
11		2:01.939	33.616	37.514	50.809	230.7	24:29.239	11		2:00.934	33.296	36.939	50.699	231.7	24:07.284
12		2:02.182	33.520	37.552	51.110	229.7	26:31.421	12		2:01.171	33.502	37.042	50.627	229.7	26:08.455
13		2:01.749	33.535	37.428	50.786	229.2	28:33.170	13		2:00.720	33.323	36.743	50.654	229.7	28:09.175
14		2:02.891	33.554	37.702	51.635	229.2	30:36.061	14		2:00.752	33.211	36.846	50.695	229.7	30:09.927
15		2:02.534	33.517	37.411	51.606	230.2	32:38.595	15		2:01.205	33.379	36.860	50.966	230.2	32:11.132



Paul Ricard
Formula Regional Championship by Alpine
Race - 1
Lap Analysis

27

Kas HAVERKORT

Formula Alpine **29**

Enzo SCIONTI

Formula Alpine

VAN AMERSFOORT RACING

MONOLITE RACING

Lap	D	Time	Sector 1	Sector 2	Sector 3	T. Spd	Elapsed	Lap	D	Time	Sector 1	Sector 2	Sector 3	T. Spd	Elapsed
1		2:10.710	40.250	37.969	52.491	201.1	2:10.710	1		2:14.481	43.355	38.308	52.818	218.6	2:14.481
2		2:16.090	34.877	38.459	1:02.754	232.7	4:26.800	2		2:33.412 P	51.288	39.430	1:02.694	231.7	4:47.893
3		3:33.524	1:05.548	1:06.807	1:21.169	196.7	8:00.324	3		3:21.186	1:13.518	52.042	1:15.626	147.9	8:09.079
4		2:02.403	33.855	37.078	51.470	234.7	10:02.727	4		2:02.878	33.792	37.615	51.471	231.7	10:11.957
5		2:02.175	34.128	37.216	50.831	238.4	12:04.902	5		2:03.260	33.869	37.394	51.997	234.2	12:15.217
6		2:01.093	33.419	36.927	50.747	231.2	14:05.995	6		2:02.312	33.570	37.369	51.373	229.2	14:17.529
7		2:01.621	33.636	36.944	51.041	234.7	16:07.616	7		2:02.823	33.707	37.470	51.646	231.7	16:20.352
8		2:01.357	33.423	36.852	51.082	234.2	18:08.973	8		2:03.074	33.699	37.621	51.754	230.7	18:23.426
9		2:01.479	33.640	36.749	51.090	235.2	20:10.452	9		2:02.475	33.771	37.433	51.271	228.8	20:25.901
10		2:01.777	34.352	36.763	50.662	229.7	22:12.229	10		2:02.007	33.564	37.312	51.131	229.2	22:27.908
11		2:00.920	33.366	36.936	50.618	231.2	24:13.149	11		2:02.403	33.583	37.530	51.290	232.2	24:30.311
12		2:00.501	33.234	36.777	50.490	232.2	26:13.650	12		2:02.447	33.702	37.345	51.400	229.7	26:32.758
13		2:00.773	33.240	36.913	50.620	232.2	28:14.423	13		2:03.984	33.707	37.426	52.851	229.2	28:36.742
14		2:00.551	33.226	36.528	50.797	231.2	30:14.974	14		2:02.742	33.879	37.502	51.361	231.2	30:39.484
15		2:01.156	33.232	36.910	51.014	233.7	32:16.130	15		2:02.119	33.553	37.365	51.201	228.8	32:41.603

28Pierre - Alexandre
PROVOSTFormula Alpine **30**

Michael BELOV

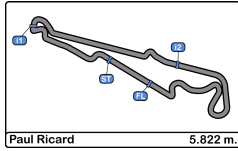
Formula Alpine

Rookie

G4 RACING

G4 RACING

Lap	D	Time	Sector 1	Sector 2	Sector 3	T. Spd	Elapsed	Lap	D	Time	Sector 1	Sector 2	Sector 3	T. Spd	Elapsed
1		2:16.342	44.189	38.984	53.169	214.7	2:16.342	1		2:09.414	39.512	37.480	52.422	201.8	2:09.414
2		2:24.489	36.654	42.031	1:05.804	239.4	4:40.831	2		2:13.197	33.653	37.579	1:01.965	229.7	4:22.611
3		3:27.741	1:09.219	1:02.420	1:16.102	195.6	8:08.572	3		3:35.137	1:04.812	1:07.600	1:22.725	182.4	7:57.748
4		2:03.116	33.830	37.366	51.920	232.7	10:11.688	4		2:02.056	33.825	37.112	51.119	231.7	9:59.804
5		2:02.859	33.830	37.633	51.396	231.7	12:14.547	5		2:02.328	33.621	37.438	51.269	233.2	12:02.132
6		2:02.488	33.718	37.351	51.419	233.2	14:17.035	6		2:01.178	33.469	36.882	50.827	229.7	14:03.310
7		2:02.776	33.810	37.413	51.553	232.7	16:19.811	7		2:01.042	33.325	37.050	50.667	230.2	16:04.352
8		2:02.362	33.838	37.392	51.132	234.2	18:22.173	8		2:01.046	33.340	36.970	50.736	231.2	18:05.398
9		2:02.206	33.595	37.322	51.289	229.2	20:24.379	9		2:00.893	33.398	36.859	50.636	230.7	20:06.291
10		2:01.761	33.405	37.282	51.074	229.7	22:26.140	10		2:00.719	33.297	36.912	50.510	232.2	22:07.010
11		2:01.815	33.415	37.246	51.154	232.2	24:27.955	11		2:01.065	33.280	37.008	50.777	233.2	24:08.075
12		2:01.703	33.448	36.931	51.324	233.2	26:29.658	12		2:00.958	33.547	36.818	50.593	231.7	26:09.033
13		2:02.232	33.681	37.284	51.267	234.2	28:31.890	13		2:00.922	33.320	36.962	50.640	232.2	28:09.955
14		2:03.371	33.565	37.494	52.312	232.2	30:35.261	14		2:01.092	33.306	36.977	50.809	232.2	30:11.047
15		2:02.430	33.413	37.344	51.673	232.2	32:37.691	15		2:02.057	33.313	37.016	51.728	231.2	32:13.104



Paul Ricard
Formula Regional Championship by Alpine
Race - 1
Lap Analysis

33

Lucas MEDINA

Formula Alpine **43**

Owen TANGAVELOU

Formula Alpine

Rookie

SAINTELOC RACING

TRIDENT

Lap	D	Time	Sector 1	Sector 2	Sector 3	T. Spd	Elapsed	Lap	D	Time	Sector 1	Sector 2	Sector 3	T. Spd	Elapsed
1		2:14.609	43.019	38.907	52.683	218.6	2:14.609	1		2:11.187	41.069	38.232	51.886	206.1	2:11.187
2		2:20.898	35.429	39.571	1:05.898	232.7	4:35.507	2		2:14.915	34.669	37.939	1:02.307	235.2	4:26.102
3		3:28.945	1:07.960	1:04.157	1:16.828	183.6	8:04.452	3		3:33.903	1:05.358	1:07.187	1:21.358	176.1	8:00.005
4		2:03.007	34.044	37.440	51.523	229.7	10:07.459	4		2:02.525	33.779	37.185	51.561	232.7	10:02.530
5		2:03.460	34.191	37.604	51.665	234.2	12:10.919	5		2:03.856	34.921	37.556	51.379	230.2	12:06.386
6		2:02.816	33.739	37.751	51.326	232.7	14:13.735	6		2:01.777	33.572	37.205	51.000	234.7	14:08.163
7		2:14.705	35.042	38.592	1:01.071	229.7	16:28.440	7		2:01.258	33.419	36.994	50.845	233.7	16:09.421
8		2:03.774	33.995	37.732	52.047	227.3	18:32.214	8		2:01.511	33.488	37.182	50.841	235.8	18:10.932
9		2:02.479	33.794	37.458	51.227	226.4	20:34.693	9		2:00.970	33.399	36.908	50.663	230.2	20:11.902
10		2:02.628	33.703	37.671	51.254	225.9	22:37.321	10		2:01.767	33.550	37.073	51.144	234.2	22:13.669
11		2:03.001	33.601	37.716	51.684	227.3	24:40.322	11		2:01.435	33.485	37.041	50.909	236.3	24:15.104
12		2:03.238	33.614	37.430	52.194	228.3	26:43.560	12		2:01.057	33.478	36.855	50.724	235.2	26:16.161
13		2:02.635	33.703	37.261	51.671	227.8	28:46.195	13		2:01.154	33.414	36.948	50.792	235.2	28:17.315
14		2:02.720	33.536	37.524	51.660	226.8	30:48.915	14		2:01.631	33.773	37.204	50.654	235.2	30:18.946
15		2:02.712	33.521	37.622	51.569	227.8	32:51.627	15		2:01.026	33.299	36.765	50.962	234.7	32:19.972

34

Martinus STENSHORNE

Formula Alpine **47**

Nikhil BOHRA

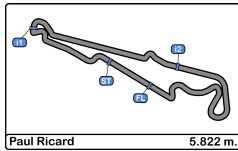
Formula Alpine

Rookie

R-ACE GP

TRIDENT

Lap	D	Time	Sector 1	Sector 2	Sector 3	T. Spd	Elapsed	Lap	D	Time	Sector 1	Sector 2	Sector 3	T. Spd	Elapsed
1		2:06.173	37.513	37.356	51.304	189.4	2:06.173	1		2:11.542	40.496	38.457	52.589	207.2	2:11.542
2		2:13.494	33.466	37.590	1:02.438	231.7	4:19.667	2		2:15.919	34.378	38.320	1:03.221	234.7	4:27.461
3		3:36.330	1:02.885	1:09.164	1:24.281	188.8	7:55.997	3		3:33.444	1:05.557	1:06.694	1:21.193	185.5	8:00.905
4		2:01.386	33.599	37.001	50.786	231.7	9:57.383	4		2:02.250	33.751	37.215	51.284	232.2	10:03.155
5		2:01.331	33.355	37.061	50.915	232.7	11:58.714	5		2:02.338	34.072	37.183	51.083	234.2	12:05.493
6		2:01.005	33.330	37.017	50.658	232.7	13:59.719	6		2:01.535	33.502	37.191	50.842	233.7	14:07.028
7		2:00.927	33.322	36.947	50.658	232.7	16:00.646	7		2:01.305	33.418	37.232	50.655	233.2	16:08.333
8		2:00.936	33.290	36.991	50.655	231.7	18:01.582	8		2:01.239	33.396	36.950	50.893	233.2	18:09.572
9		2:01.049	33.350	37.004	50.695	230.7	20:02.631	9		2:01.341	33.593	36.967	50.781	232.2	20:10.913
10		2:00.466	33.191	36.992	50.283	230.7	22:03.097	10		2:02.412	34.170	37.338	50.904	234.7	22:13.325
11		2:00.681	33.277	36.995	50.409	230.7	24:03.778	11		2:01.303	33.351	37.188	50.764	235.8	24:14.628
12		2:00.254	33.163	36.550	50.541	231.7	26:04.032	12		2:01.022	33.311	36.996	50.715	234.2	26:15.650
13		2:00.559	33.305	36.670	50.584	231.2	28:04.591	13		2:01.399	33.324	37.193	50.882	233.7	28:17.049
14		2:00.630	33.277	36.705	50.648	232.2	30:05.221	14		2:01.343	33.730	36.807	50.806	230.7	30:18.392
15		2:00.795	33.280	36.687	50.828	231.7	32:06.016	15		2:01.315	33.417	36.869	51.029	232.7	32:19.707



Paul Ricard
Formula Regional Championship by Alpine
Race - 1
Lap Analysis

64

Maya WEUG

Formula Alpine **73**

Emerson FITTIPALDI Jr.

Formula Alpine

Rookie

KIC MOTORSPORT

Rookie

SAINTELOC RACING

Lap	D	Time	Sector 1	Sector 2	Sector 3	T. Spd	Elapsed	Lap	D	Time	Sector 1	Sector 2	Sector 3	T. Spd	Elapsed
1		2:10.168	40.231	38.418	51.519	205.7	2:10.168	1		2:14.218	42.994	38.178	53.046	213.0	2:14.218
2		2:14.433	34.922	37.889	1:01.622	237.8	4:24.601	2		2:19.807	35.306	39.180	1:05.321	235.2	4:34.025
3		3:34.549	1:05.463	1:06.941	1:22.145	201.8	7:59.150	3		3:29.427	1:07.758	1:03.930	1:17.739	174.1	8:03.452
4		2:01.838	33.782	37.022	51.034	231.2	10:00.988	4		2:03.370	34.443	37.254	51.673	233.7	10:06.822
5		2:01.845	33.756	37.007	51.082	235.8	12:02.833	5		2:02.720	34.133	37.391	51.196	233.7	12:09.542
6		2:01.748	33.788	37.200	50.760	231.7	14:04.581	6		2:01.973	33.753	37.257	50.963	232.2	14:11.515
7		2:01.453	33.482	37.156	50.815	230.7	16:06.034	7		2:02.613	33.575	37.226	51.812	232.7	16:14.128
8		2:01.312	33.448	37.017	50.847	229.7	18:07.346	8		2:01.716	33.669	37.026	51.021	232.2	18:15.844
9		2:01.410	33.522	37.166	50.722	229.7	20:08.756	9		2:01.677	33.635	37.099	50.943	230.7	20:17.521
10		2:00.731	33.273	37.052	50.406	229.2	22:09.487	10		2:01.413	33.446	37.187	50.780	230.2	22:18.934
11		2:01.247	33.449	37.177	50.621	230.2	24:10.734	11		2:01.499	33.547	37.104	50.848	232.7	24:20.433
12		2:00.759	33.361	36.744	50.654	229.7	26:11.493	12		2:01.604	33.575	36.941	51.088	230.7	26:22.037
13		2:01.191	33.350	37.143	50.698	230.2	28:12.684	13		2:01.679	33.567	37.127	50.985	232.7	28:23.716
14		2:00.981	33.322	36.978	50.681	228.3	30:13.665	14		2:01.603	33.616	36.828	51.159	230.2	30:25.319
15		2:01.393	33.279	37.141	50.973	229.7	32:15.058	15		2:01.730	33.407	36.994	51.329	231.2	32:27.049

65

Santiago RAMOS

Formula Alpine **77**

Tim TRAMNITZ

Formula Alpine

RPM

R-ACE GP

Lap	D	Time	Sector 1	Sector 2	Sector 3	T. Spd	Elapsed	Lap	D	Time	Sector 1	Sector 2	Sector 3	T. Spd	Elapsed
1		2:11.751	40.735	38.372	52.644	207.6	2:11.751	1		2:07.041	38.121	37.735	51.185	194.2	2:07.041
2		2:16.326	34.426	38.357	1:03.543	236.8	4:28.077	2		2:13.224	33.399	37.377	1:02.448	230.2	4:20.265
3		3:33.185	1:06.077	1:06.435	1:20.673	213.0	8:01.262	3		3:35.962	1:03.628	1:08.595	1:23.739	181.5	7:56.227
4		2:02.823	34.499	37.352	50.972	235.8	10:04.085	4		2:01.911	33.795	36.946	51.170	235.2	9:58.138
5		2:02.698	33.946	37.271	51.481	236.8	12:06.783	5		2:01.446	33.364	37.140	50.942	231.7	11:59.584
6		2:01.676	33.579	37.085	51.012	234.7	14:08.459	6		2:00.970	33.313	36.967	50.690	231.2	14:00.554
7		2:01.413	33.577	36.942	50.894	236.3	16:09.872	7		2:01.043	33.306	37.167	50.570	231.7	16:01.597
8		2:01.895	33.457	37.014	51.424	235.2	18:11.767	8		2:00.756	33.249	36.925	50.582	231.2	18:02.353
9		2:01.462	33.577	36.913	50.972	235.2	20:13.229	9		2:00.902	33.358	36.922	50.622	231.2	20:03.255
10		2:01.405	33.476	37.045	50.884	235.8	22:14.634	10		2:00.668	33.297	36.920	50.451	231.7	22:03.923
11		2:02.004	33.687	37.316	51.001	237.3	24:16.638	11		2:00.808	33.241	36.966	50.601	231.2	24:04.731
12		4:21.279 P	33.661	36.846	3:10.772	237.8	28:37.917	12		2:00.492	33.254	36.724	50.514	231.7	26:05.223
13								13		2:00.542	33.307	36.669	50.566	232.2	28:05.765
14								14		2:00.408	33.158	36.687	50.563	230.7	30:06.173
15								15		2:00.523	33.082	36.647	50.794	232.2	32:06.696

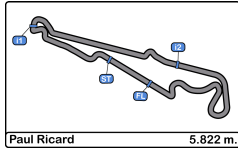
68

Niels KOOLEN

Formula Alpine

VAN AMERSFOORT RACING

Lap	D	Time	Sector 1	Sector 2	Sector 3	T. Spd	Elapsed
1		2:15.808	43.710	38.933	53.165	216.8	2:15.808



Paul Ricard
Formula Regional Championship by Alpine
Race - 1
Lap Analysis

85

Macéo CAPIETTO

Formula Alpine **99**

Giovanni MASCHIO

Formula Alpine

RPM

MONOLITE RACING

Lap	D	Time	Sector 1	Sector 2	Sector 3	T. Spd	Elapsed	Lap	D	Time	Sector 1	Sector 2	Sector 3	T. Spd	Elapsed
1		2:14.531	42.578	38.330	53.623	213.4	2:14.531	1		2:16.240	44.096	38.760	53.384	220.4	2:16.240
2		2:20.099	35.868	38.785	1:05.446	234.7	4:34.630	2		2:22.853	35.467	41.490	1:05.896	237.3	4:39.093
3		3:29.268	1:07.973	1:03.856	1:17.439	184.6	8:03.898	3		3:27.718	1:09.305	1:02.028	1:16.385	192.1	8:06.811
4		2:03.225	34.257	37.274	51.694	234.2	10:07.123	4		2:02.978	33.936	37.713	51.329	229.7	10:09.789
5		2:02.881	34.208	37.417	51.256	237.3	12:10.004	5		2:02.829	34.004	37.524	51.301	233.2	12:12.618
6		2:02.013	33.682	37.305	51.026	234.7	14:12.017	6		2:02.600	33.760	37.341	51.499	230.7	14:15.218
7		2:01.588	33.507	37.179	50.902	234.7	16:13.605	7		2:03.511	34.113	37.712	51.686	232.7	16:18.729
8		2:01.310	33.389	37.179	50.742	232.7	18:14.915	8		2:02.298	33.645	37.298	51.355	232.2	18:21.027
9		2:01.214	33.296	37.037	50.881	232.2	20:16.129	9		2:01.891	33.512	37.278	51.101	229.7	20:22.918
10		2:01.482	33.314	37.050	51.118	234.7	22:17.611	10		2:02.043	33.613	37.343	51.087	230.2	22:24.961
11		2:01.570	33.513	37.076	50.981	237.8	24:19.181	11		2:01.982	33.614	37.257	51.111	231.7	24:26.943
12		2:02.020	33.754	37.086	51.180	238.9	26:21.201	12		2:02.171	33.460	37.278	51.433	230.7	26:29.114
13		2:01.585	33.319	37.074	51.192	235.2	28:22.786	13		2:02.220	33.620	37.340	51.260	229.7	28:31.334
14		2:01.482	33.411	37.256	50.815	233.7	30:24.268	14		2:03.255	33.675	37.822	51.758	229.2	30:34.589
15		2:02.131	33.128	36.935	52.068	235.2	32:26.399	15		2:03.556	33.505	37.499	52.552	230.2	32:38.145

88

Matias ZAGAZETA

Formula Alpine

R-ACE GP

Lap	D	Time	Sector 1	Sector 2	Sector 3	T. Spd	Elapsed
1		2:14.095	41.985	38.555	53.555	210.9	2:14.095
2		2:22.373	36.547	39.736	1:06.090	233.2	4:36.468
3		3:28.591	1:07.880	1:04.034	1:16.677	197.0	8:05.059
4		2:03.876	34.000	37.688	52.188	231.2	10:08.935
5		2:02.885	34.341	37.362	51.182	229.7	12:11.820
6		2:02.701	33.810	37.343	51.548	232.7	14:14.521
7		2:02.844	34.410	37.391	51.043	234.2	16:17.365
8		2:01.417	33.403	37.163	50.851	231.2	18:18.782
9		2:01.353	33.515	37.069	50.769	228.8	20:20.135
10		2:01.418	33.510	37.144	50.764	229.7	22:21.553
11		2:01.153	33.302	37.096	50.755	233.7	24:22.706
12		2:01.395	33.398	37.196	50.801	233.2	26:24.101
13		2:00.953	33.370	36.810	50.773	231.7	28:25.054
14		2:01.802	33.413	36.880	51.509	231.7	30:26.856
15		2:01.607	33.414	37.052	51.141	233.7	32:28.463



Paul Ricard
Formula Regional Championship by Alpine
Race - 1
Analysis by Lap

Num	Lap Time	Gap
Lap 1		
3	2:04.698	
15	2:05.498	00.800
34	2:06.173	01.475
77	2:07.041	02.343
12	2:07.877	03.179
18	2:08.350	03.652
26	2:08.803	04.105
30	2:09.414	04.716
8	2:09.937	05.239
19	2:10.034	05.336
64	2:10.168	05.470
27	2:10.710	06.012
7	2:10.744	06.046
43	2:11.187	06.489
47	2:11.542	06.844
65	2:11.751	07.053
5	2:12.072	07.374
25	2:12.395	07.697
4	2:12.695	07.997
10	2:13.122	08.424
21	2:13.584	08.886
9	2:13.693	08.995
88	2:14.095	09.397
73	2:14.218	09.520
29	2:14.481	09.783
85	2:14.531	09.833
33	2:14.609	09.911
11	2:15.178	10.480
13	2:15.218	10.520
68	2:15.808	11.110
99	2:16.240	11.542
28	2:16.342	11.644
23	2:16.547	11.849
Num Lap Time Gap		
Lap 2		
3	2:13.054	
15	2:12.977	00.723
34	2:13.494	01.915
77	2:13.224	02.513
12	2:12.789	02.914
18	2:12.904	03.502
26	2:12.976	04.027
30	2:13.197	04.859
8	2:13.140	05.325
19	2:13.802	06.084
64	2:14.433	06.849
7	2:14.753	07.745
43	2:14.915	08.350
27	2:16.090	09.048
47	2:15.919	09.709
65	2:16.326	10.325
25	2:16.645	11.288
5	2:17.808	12.128
4	2:17.883	12.826
10	2:19.532	14.902
21	2:19.813	15.645

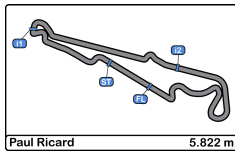
Num	Lap Time	Gap
73	2:19.807	16.273
85	2:20.099	16.878
33	2:20.898	17.755
88	2:22.373	18.716
13	2:21.659	19.125
11	2:22.098	19.524
99	2:22.853	21.341
23	2:23.125	21.920
28	2:24.489	23.079
29	2:33.412	30.141
Num Lap Time Gap		
Lap 3		
3	3:36.991	
15	3:36.989	00.721
34	3:36.330	01.254
77	3:35.962	01.484
12	3:35.989	01.912
18	3:35.743	02.254
26	3:35.574	02.610
30	3:35.137	03.005
8	3:35.113	03.447
19	3:34.796	03.889
64	3:34.549	04.407
7	3:33.993	04.747
43	3:33.903	05.262
27	3:33.524	05.581
47	3:33.444	06.162
65	3:33.185	06.519
25	3:32.363	06.660
5	3:31.885	07.022
4	3:31.703	07.538
10	3:29.896	07.807
21	3:29.643	08.297
73	3:29.427	08.709
85	3:29.268	09.155
33	3:28.945	09.709
88	3:28.591	10.316
13	3:28.642	10.776
11	3:28.668	11.201
99	3:27.718	12.068
23	3:28.345	13.274
28	3:27.741	13.829
29	3:21.186	14.336
Num Lap Time Gap		
Lap 4		
3	2:01.218	
15	2:01.358	00.861
34	2:01.386	01.422
77	2:01.911	02.177
12	2:01.982	02.676
18	2:01.957	02.993
26	2:01.961	03.353
30	2:02.056	03.843
8	2:02.073	04.302
19	2:02.225	04.896
64	2:01.838	05.027
7	2:02.462	05.991

Num	Lap Time	Gap
43	2:02.525	06.569
27	2:02.403	06.766
47	2:02.250	07.194
25	2:02.343	07.785
65	2:02.823	08.124
5	2:02.903	08.707
10	2:02.581	09.170
4	2:03.881	10.201
21	2:03.218	10.297
73	2:03.370	10.861
85	2:03.225	11.162
33	2:03.007	11.498
13	2:02.644	12.202
11	2:02.957	12.940
88	2:03.876	12.974
99	2:02.978	13.828
23	2:02.934	14.990
28	2:03.116	15.727
29	2:02.878	15.996
Num Lap Time Gap		
Lap 5		
3	2:00.910	
15	2:00.986	00.937
34	2:01.331	01.843
77	2:01.446	02.713
12	2:01.468	03.234
18	2:01.659	03.742
26	2:01.968	04.411
30	2:02.328	05.261
8	2:02.330	05.722
64	2:01.845	05.962
19	2:02.479	06.465
7	2:01.862	06.943
27	2:02.175	08.031
47	2:02.338	08.622
25	2:02.228	09.103
43	2:03.856	09.515
65	2:02.698	09.912
5	2:02.577	10.374
10	2:02.389	10.649
21	2:02.279	11.666
4	2:02.901	12.192
73	2:02.720	12.671
85	2:02.881	13.133
13	2:02.402	13.694
33	2:03.460	14.048
11	2:02.373	14.403
88	2:02.885	14.949
99	2:02.829	15.747
23	2:03.014	17.094
28	2:02.859	17.676
29	2:03.260	18.346
Num Lap Time Gap		
Lap 6		
3	2:00.769	
15	2:00.996	01.164
34	2:01.005	02.079

Num	Lap Time	Gap
77	2:00.970	02.914
12	2:01.205	03.670
18	2:01.173	04.146
26	2:01.186	04.828
30	2:01.178	05.670
8	2:01.187	06.140
64	2:01.748	06.941
7	2:01.363	07.537
19	2:02.322	08.018
27	2:01.093	08.355
47	2:01.535	09.388
25	2:01.733	10.067
43	2:01.777	10.523
65	2:01.676	10.819
5	2:01.779	11.384
10	2:01.997	11.877
21	2:01.692	12.589
4	2:01.778	13.201
73	2:01.973	13.875
85	2:02.013	14.377
13	2:01.995	14.920
33	2:02.816	16.095
11	2:02.642	16.276
88	2:02.701	16.881
99	2:02.600	17.578
23	2:02.490	18.815
28	2:02.488	19.395
29	2:02.312	19.889
Num Lap Time Gap		
Lap 7		
3	2:00.721	
15	2:00.657	01.100
34	2:00.927	02.285
77	2:01.043	03.236
12	2:00.947	03.896
18	2:01.045	04.470
26	2:01.180	05.287
30	2:01.042	05.991
8	2:01.217	06.636
64	2:01.453	07.673
7	2:01.434	08.250
19	2:01.518	08.815
27	2:01.621	09.255
47	2:01.305	09.972
25	2:01.326	10.672
43	2:01.258	11.060
65	2:01.413	11.511
5	2:01.550	12.213
10	2:01.885	13.041
21	2:01.686	13.554
4	2:01.507	13.987
85	2:01.588	15.244
73	2:02.613	15.767
13	2:01.979	16.178
88	2:02.844	19.004
11	2:03.772	19.327
99	2:03.511	20.368

Num	Lap Time	Gap
23	2:02.714	20.808
28	2:02.776	21.450
29	2:02.823	21.991
33	2:14.705	30.079
Num Lap Time Gap		
Lap 8		
3	2:00.673	
15	2:00.739	01.166
34	2:00.936	02.548
77	2:00.756	03.319
12	2:00.914	04.137
18	2:00.862	04.659
26	2:01.163	05.777
30	2:01.046	06.364
8	2:01.067	07.030
64	2:01.312	08.312
7	2:01.627	09.204
19	2:01.473	09.615
27	2:01.357	09.939
47	2:01.239	10.538
43	2:01.511	11.898
25	2:02.403	12.402
65	2:01.895	12.733
5	2:01.592	13.132
10	2:01.493	13.861
21	2:01.600	14.481
4	2:01.728	15.042
85	2:01.310	15.881
73	2:01.716	16.810
13	2:02.020	17.525
88	2:01.417	19.748
11	2:01.669	20.323
99	2:02.298	21.993
28	2:02.362	23.139
23	2:03.538	23.673
29	2:03.074	24.392
33	2:03.774	33.180
Num Lap Time Gap		
Lap 9		
3	2:00.803	
15	2:00.692	01.055
34	2:01.049	02.794
77	2:00.902	03.418
12	2:00.980	04.314
18	2:00.904	04.760
26	2:00.879	05.853
30	2:00.893	06.454
8	2:00.973	07.200
64	2:01.410	08.919
7	2:01.126	09.527
19	2:01.766	10.578
27	2:01.479	10.615
47	2:01.341	11.076
43	2:00.970	12.065
25	2:01.463	13.062
65	2:01.462	13.392
5	2:01.888	14.217





Paul Ricard
Formula Regional Championship by Alpine
Race - 1



Analysis by Lap

Num	Lap Time	Gap
10	2:01.637	14.695
21	2:01.529	15.207
4	2:01.600	15.839
85	2:01.214	16.292
73	2:01.677	17.684
13	2:01.590	18.312
88	2:01.353	20.298
11	2:01.700	21.220
99	2:01.891	23.081
28	2:02.206	24.542
23	2:02.181	25.051
29	2:02.475	26.064
33	2:02.479	34.856

Num	Lap Time	Gap
3	2:00.269	
15	2:00.562	01.348
34	2:00.466	02.991
77	2:00.668	03.817
12	2:00.808	04.853
18	2:00.953	05.444
26	2:00.660	06.244
30	2:00.719	06.904
8	2:00.615	07.546
64	2:00.731	09.381
7	2:00.769	10.027
27	2:01.777	12.123
19	2:02.271	12.580
47	2:02.412	13.219
43	2:01.767	13.563
25	2:01.510	14.303
65	2:01.405	14.528
5	2:01.640	15.588
10	2:01.790	16.216
21	2:01.660	16.598
4	2:01.557	17.127
85	2:01.482	17.505
73	2:01.413	18.828
13	2:01.719	19.762
88	2:01.418	21.447
11	2:01.362	22.313
99	2:02.043	24.855
28	2:01.761	26.034
23	2:02.412	27.194
29	2:02.007	27.802
33	2:02.628	37.215

Num	Lap Time	Gap
3	2:00.269	
15	2:00.562	01.348
34	2:00.466	02.991
77	2:00.668	03.817
12	2:00.808	04.853
18	2:00.953	05.444
26	2:00.660	06.244
30	2:00.719	06.904
8	2:00.615	07.546
64	2:00.731	09.381
7	2:00.769	10.027
27	2:01.777	12.123
19	2:02.271	12.580
47	2:02.412	13.219
43	2:01.767	13.563
25	2:01.510	14.303
65	2:01.405	14.528
5	2:01.640	15.588
10	2:01.790	16.216
21	2:01.660	16.598
4	2:01.557	17.127
85	2:01.482	17.505
73	2:01.413	18.828
13	2:01.719	19.762
88	2:01.418	21.447
11	2:01.362	22.313
99	2:02.043	24.855
28	2:01.761	26.034
23	2:02.412	27.194
29	2:02.007	27.802
33	2:02.628	37.215

Num	Lap Time	Gap
3	2:00.380	
15	2:00.373	01.341
34	2:00.681	03.292
77	2:00.808	04.245
12	2:00.523	04.996
18	2:00.795	05.859
26	2:00.934	06.798
30	2:01.065	07.589
8	2:01.120	08.286

Num	Lap Time	Gap
64	2:01.247	10.248
7	2:01.094	10.741
27	2:00.920	12.663
19	2:01.146	13.346
47	2:01.303	14.142
43	2:01.435	14.618
25	2:01.973	15.896
65	2:02.004	16.152
5	2:01.628	16.836
10	2:01.649	17.485
21	2:01.827	18.045
4	2:01.691	18.438
85	2:01.570	18.695
73	2:01.499	19.947
13	2:01.400	20.782
88	2:01.153	22.220
11	2:01.699	23.632
99	2:01.982	26.457
28	2:01.815	27.469
23	2:01.939	28.753
29	2:02.403	29.825
33	2:03.001	39.836

Num	Lap Time	Gap
3	2:00.206	
15	2:00.563	01.698
34	2:00.254	03.340
77	2:00.492	04.531
12	2:00.550	05.340
18	2:01.022	06.675
26	2:01.171	07.763
30	2:00.958	08.341
8	2:00.855	08.935
64	2:00.759	10.801
7	2:01.033	11.568
27	2:00.501	12.958
19	2:00.607	13.747
47	2:01.022	14.958
43	2:01.057	15.469
25	2:02.138	17.828
5	2:01.627	18.257
10	2:01.607	18.886
21	2:01.753	19.592
4	2:01.812	20.044
85	2:02.020	20.509
73	2:01.604	21.345
13	2:01.373	21.949
88	2:01.395	23.409
11	2:01.623	25.049
99	2:02.171	28.422
28	2:01.703	28.966
23	2:02.182	30.729
29	2:02.447	32.066
33	2:03.238	42.868

Num	Lap Time	Gap
3	2:00.206	
15	2:00.563	01.698
34	2:00.254	03.340
77	2:00.492	04.531
12	2:00.550	05.340
18	2:01.022	06.675
26	2:01.171	07.763
30	2:00.958	08.341
8	2:00.855	08.935
64	2:00.759	10.801
7	2:01.033	11.568
27	2:00.501	12.958
19	2:00.607	13.747
47	2:01.022	14.958
43	2:01.057	15.469
25	2:02.138	17.828
5	2:01.627	18.257
10	2:01.607	18.886
21	2:01.753	19.592
4	2:01.812	20.044
85	2:02.020	20.509
73	2:01.604	21.345
13	2:01.373	21.949
88	2:01.395	23.409
11	2:01.623	25.049
99	2:02.171	28.422
28	2:01.703	28.966
23	2:02.182	30.729
29	2:02.447	32.066
33	2:03.238	42.868

Num	Lap Time	Gap
3	2:00.522	

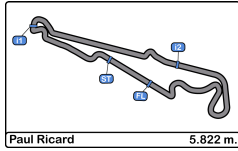
Num	Lap Time	Gap
15	2:01.321	02.497
34	2:00.559	03.377
77	2:00.542	04.551
12	2:00.914	05.732
18	2:00.866	07.019
26	2:00.720	07.961
30	2:00.922	08.741
8	2:00.833	09.246
64	2:01.191	11.470
7	2:00.963	12.009
27	2:00.773	13.209
19	2:00.862	14.087
47	2:01.399	15.835
43	2:01.154	16.101
25	2:01.392	18.698
5	2:01.374	19.109
10	2:01.545	19.909
21	2:01.449	20.519
4	2:01.479	21.001
85	2:01.585	21.572
73	2:01.679	22.502
13	2:01.530	22.957
88	2:00.953	23.840
11	2:01.761	26.288
99	2:02.220	30.120
28	2:02.232	30.676
23	2:01.749	31.956
9	26:22.888	11 Laps
29	2:03.984	35.528
65	4:21.279	1 Lap
33	2:02.635	44.981

Num	Lap Time	Gap
3	2:00.866	
15	2:00.567	02.198
34	2:00.630	03.141
77	2:00.408	04.093
12	2:00.517	05.383
18	2:00.512	06.665
26	2:00.752	07.847
30	2:01.092	08.967
8	2:00.980	09.360
64	2:00.981	11.585
7	2:01.064	12.207
27	2:00.551	12.894
19	2:00.805	14.026
47	2:01.343	16.312
43	2:01.631	16.866
25	2:01.014	18.846
5	2:01.127	19.370
10	2:01.383	20.426
21	2:01.329	20.982
4	2:01.496	21.631
85	2:01.482	22.188
73	2:01.603	23.239
13	2:02.139	24.230
88	2:01.802	24.776

Num	Lap Time	Gap
11	2:02.106	27.528
99	2:03.255	32.509
28	2:03.371	33.181
23	2:02.891	33.981
29	2:02.742	37.404
33	2:02.720	46.835

Num	Lap Time	Gap
3	2:00.885	
15	2:00.842	02.155
34	2:00.795	03.051
77	2:00.523	03.731
12	2:00.945	05.443
18	2:00.521	06.301
26	2:01.205	08.167
8	2:01.091	09.566
30	2:02.057	10.139
64	2:01.393	12.093
7	2:01.395	12.717
27	2:01.156	13.165
19	2:00.939	14.080
47	2:01.315	16.742
43	2:01.026	17.007
25	2:01.126	19.087
5	2:01.096	19.581
10	2:01.612	21.153
21	2:01.533	21.630
4	2:02.603	23.349
85	2:02.131	23.434
73	2:01.730	24.084
13	2:01.531	24.876
88	2:01.607	25.498
11	2:02.137	28.780
28	2:02.430	34.726
99	2:03.556	35.180
23	2:02.534	35.630
29	2:02.119	38.638
33	2:02.712	48.662





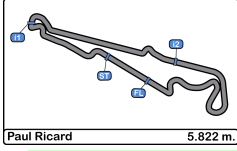
Paul Ricard

Formula Regional Championship by Alpine

Race - 1

Best Sectors Results

Sector - 1			Sector - 2			Sector - 3			Ideal Lap vs Best Lap						
Clas	Nº	Driver	Time	Nº	Driver	Time	Nº	Driver	Time	Clas	Nº	Driver	Ideal Lap	Best Lap	Clas
1	3	Alessandro GIUSTI	32.998	3	Alessandro GIUSTI	36.524	34	Martinius STENSHORNE	50.283	1	3	Alessandro GIUSTI	1:59.879	2:00.206	1
2	15	Sami MEGUETOUNIF	33.077	27	Kas HAVERKORT	36.528	3	Alessandro GIUSTI	50.357	2	34	Martinius STENSHORNE	1:59.996	2:00.254	2
3	12	Andrea Kimi ANTONELLI	33.079	8	Rafael CAMARA	36.530	18	Laurens VAN HOEPEN	50.362	3	77	Tim TRAMNITZ	2:00.180	2:00.408	4
4	77	Tim TRAMNITZ	33.082	34	Martinius STENSHORNE	36.550	15	Sami MEGUETOUNIF	50.371	4	27	Kas HAVERKORT	2:00.244	2:00.501	5
5	85	Macéo CAPIETTO	33.128	77	Tim TRAMNITZ	36.647	12	Andrea Kimi ANTONELLI	50.390	5	12	Andrea Kimi ANTONELLI	2:00.275	2:00.517	7
6	5	Tom LEBBON	33.162	19	Esteban MASSON	36.741	64	Maya WEUG	50.406	6	15	Sami MEGUETOUNIF	2:00.298	2:00.373	3
7	34	Martinius STENSHORNE	33.163	26	Victor BERNIER	36.743	19	Esteban MASSON	50.449	7	8	Rafael CAMARA	2:00.310	2:00.615	9
8	19	Esteban MASSON	33.165	64	Maya WEUG	36.744	77	Tim TRAMNITZ	50.451	8	19	Esteban MASSON	2:00.355	2:00.607	8
9	18	Laurens VAN HOEPEN	33.168	43	Owen	36.765	27	Kas HAVERKORT	50.490	9	18	Laurens VAN HOEPEN	2:00.366	2:00.512	6
10	25	Marcus AMAND	33.176	7	Lorenzo FLUXA	36.766	30	Michael BELOV	50.510	10	64	Maya WEUG	2:00.423	2:00.731	12
11	26	Victor BERNIER	33.211	12	Andrea Kimi ANTONELLI	36.806	26	Victor BERNIER	50.545	11	26	Victor BERNIER	2:00.499	2:00.660	10
12	8	Rafael CAMARA	33.219	47	Nikhil BOHRA	36.807	8	Rafael CAMARA	50.561	12	30	Michael BELOV	2:00.608	2:00.719	11
13	27	Kas HAVERKORT	33.226	88	Matias ZAGAZETA	36.810	43	Owen	50.654	13	7	Lorenzo FLUXA	2:00.688	2:00.769	13
14	7	Lorenzo FLUXA	33.232	30	Michael BELOV	36.818	47	Nikhil BOHRA	50.655	14	43	Owen	2:00.718	2:00.970	15
15	4	Roman BILINSKI	33.266	73	Emerson FITTIPALDI Jr.	36.828	7	Lorenzo FLUXA	50.690	15	5	Tom LEBBON	2:00.739	2:01.096	18
16	64	Maya WEUG	33.273	18	Laurens VAN HOEPEN	36.836	11	Levente REVESZ	50.717	16	47	Nikhil BOHRA	2:00.773	2:01.022	17
17	30	Michael BELOV	33.280	5	Tom LEBBON	36.842	5	Tom LEBBON	50.735	17	85	Macéo CAPIETTO	2:00.805	2:01.214	19
18	10	Joshua DURKSEN	33.297	65	Santiago RAMOS	36.846	85	Macéo CAPIETTO	50.742	18	88	Matias ZAGAZETA	2:00.867	2:00.953	14
19	43	Owen	33.299	15	Sami MEGUETOUNIF	36.850	88	Matias ZAGAZETA	50.755	19	25	Marcus AMAND	2:00.874	2:01.014	16
20	88	Matias ZAGAZETA	33.302	11	Levente REVESZ	36.890	73	Emerson FITTIPALDI Jr.	50.780	20	11	Levente REVESZ	2:01.013	2:01.362	21
21	47	Nikhil BOHRA	33.311	25	Marcus AMAND	36.916	25	Marcus AMAND	50.782	21	73	Emerson FITTIPALDI Jr.	2:01.015	2:01.413	25
22	21	Kirill SMAL	33.314	21	Kirill SMAL	36.923	23	Ivan KLYMENKO	50.786	22	21	Kirill SMAL	2:01.038	2:01.329	20
23	13	Joshua DUFEK	33.350	13	Joshua DUFEK	36.927	21	Kirill SMAL	50.801	23	10	Joshua DURKSEN	2:01.047	2:01.383	23
24	28	Pierre - Alexandre PROVOST	33.405	28	Pierre - Alexandre PROVOST	36.931	10	Joshua DURKSEN	50.805	24	13	Joshua DUFEK	2:01.097	2:01.373	22
25	11	Levente REVESZ	33.406	85	Macéo CAPIETTO	36.935	13	Joshua DUFEK	50.820	25	4	Roman BILINSKI	2:01.123	2:01.479	26
26	73	Emerson FITTIPALDI Jr.	33.407	10	Joshua DURKSEN	36.945	65	Santiago RAMOS	50.884	26	65	Santiago RAMOS	2:01.187	2:01.405	24
27	65	Santiago RAMOS	33.457	4	Roman BILINSKI	36.965	4	Roman BILINSKI	50.892	27	28	Pierre - Alexandre PROVOST	2:01.410	2:01.703	27
28	99	Giovanni MASCHIO	33.460	99	Giovanni MASCHIO	37.257	28	Pierre - Alexandre PROVOST	51.074	28	23	Ivan KLYMENKO	2:01.687	2:01.749	28
29	23	Ivan KLYMENKO	33.517	33	Lucas MEDINA	37.261	99	Giovanni MASCHIO	51.087	29	99	Giovanni MASCHIO	2:01.804	2:01.891	29
30	33	Lucas MEDINA	33.521	29	Enzo SCIONTI	37.312	29	Enzo SCIONTI	51.131	30	29	Enzo SCIONTI	2:01.996	2:02.007	30
31	29	Enzo SCIONTI	33.553	23	Ivan KLYMENKO	37.384	33	Lucas MEDINA	51.227	31	33	Lucas MEDINA	2:02.009	2:02.479	31
32	9	Charlie WURZ	42.326	9	Charlie WURZ	38.559	9	Charlie WURZ	52.808	32	9	Charlie WURZ	2:13.693	2:13.693	32
33	68	Niels KOOLEN	43.710	68	Niels KOOLEN	38.933	68	Niels KOOLEN	53.165	33	68	Niels KOOLEN	2:15.808	2:15.808	33





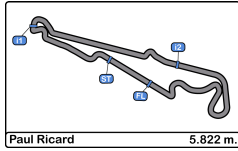
Paul Ricard

Formula Regional Championship by Alpine

Race - 1

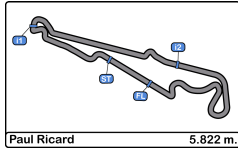
Leader Sequence

N°	Driver	Nat	Cat	Clas	Team	Nat	Vehicle	Start Lap	End Lap	Laps	Total Laps
3	Alessandro GIUSTI	 FRA	R		G4 RACING	 CHE	Formula Alpine	1	15	15	15



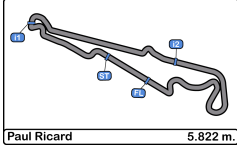
Paul Ricard
Formula Regional Championship by Alpine
Race - 1
Best 5 Lap Times

Cls	N°	Driver	Nat	Cat	Cls	Team	Nat	Vehicle	Best 1		Best 2		Best 3		Best 4		Best 5	
									Time	Lap	Time	Lap	Time	Lap	Time	Lap	Time	Lap
1	3	Alessandro GIUSTI		R	1	G4 RACING		Formula Alpine	2:00.206	12	2:00.269	10	2:00.380	11	2:00.522	13	2:00.673	8
2	34	Martinius		R	2	R-ACE GP		Formula Alpine	2:00.254	12	2:00.466	10	2:00.559	13	2:00.630	14	2:00.681	11
3	15	Sami				MP MOTORSPORT		Formula Alpine	2:00.373	11	2:00.562	10	2:00.563	12	2:00.567	14	2:00.657	7
4	77	Tim TRAMNITZ				R-ACE GP		Formula Alpine	2:00.408	14	2:00.492	12	2:00.523	15	2:00.542	13	2:00.668	10
5	27	Kas HAVERKORT				VAN AMERSFOORT		Formula Alpine	2:00.501	12	2:00.551	14	2:00.773	13	2:00.920	11	2:01.093	6
6	18	Laurens VAN				ART GRAND PRIX		Formula Alpine	2:00.512	14	2:00.521	15	2:00.795	11	2:00.862	8	2:00.866	13
7	12	Andrea Kimi				PREMA RACING		Formula Alpine	2:00.517	14	2:00.523	11	2:00.550	12	2:00.808	10	2:00.914	8
8	19	Esteban MASSON				SAINTELOC RACING		Formula Alpine	2:00.607	12	2:00.805	14	2:00.862	13	2:00.939	15	2:01.146	11
9	8	Rafael CAMARA				PREMA RACING		Formula Alpine	2:00.615	10	2:00.833	13	2:00.855	12	2:00.973	9	2:00.980	14
10	26	Victor BERNIER				MP MOTORSPORT		Formula Alpine	2:00.660	10	2:00.720	13	2:00.752	14	2:00.879	9	2:00.934	11
11	30	Michael BELOV				G4 RACING		Formula Alpine	2:00.719	10	2:00.893	9	2:00.922	13	2:00.958	12	2:01.042	7
12	64	Maya WEUG		R	3	KIC MOTORSPORT		Formula Alpine	2:00.731	10	2:00.759	12	2:00.981	14	2:01.191	13	2:01.247	11
13	7	Lorenzo FLUXA				PREMA RACING		Formula Alpine	2:00.769	10	2:00.963	13	2:01.033	12	2:01.064	14	2:01.094	11
14	88	Matias ZAGAZETA				R-ACE GP		Formula Alpine	2:00.953	13	2:01.153	11	2:01.353	9	2:01.395	12	2:01.417	8
15	43	Owen				TRIDENT		Formula Alpine	2:00.970	9	2:01.026	15	2:01.057	12	2:01.154	13	2:01.258	7
16	25	Marcus AMAND		R	4	ART GRAND PRIX		Formula Alpine	2:01.014	14	2:01.126	15	2:01.326	7	2:01.392	13	2:01.463	9
17	47	Nikhil BOHRA				TRIDENT		Formula Alpine	2:01.022	12	2:01.239	8	2:01.303	11	2:01.305	7	2:01.315	15
18	5	Tom LEBBON		R	5	ARDEN		Formula Alpine	2:01.096	15	2:01.127	14	2:01.374	13	2:01.550	7	2:01.592	8
19	85	Macéo CAPIETTO				RPM		Formula Alpine	2:01.214	9	2:01.310	8	2:01.482	10	2:01.482	14	2:01.570	11
20	21	Kirill SMAL		R	6	MONOLITE RACING		Formula Alpine	2:01.329	14	2:01.449	13	2:01.529	9	2:01.533	15	2:01.600	8
21	11	Levente REVESZ				ARDEN		Formula Alpine	2:01.362	10	2:01.623	12	2:01.669	8	2:01.699	11	2:01.700	9
22	13	Joshua DUFEEK				VAN AMERSFOORT		Formula Alpine	2:01.373	12	2:01.400	11	2:01.530	13	2:01.531	15	2:01.590	9
23	10	Joshua DURKSEN				ARDEN		Formula Alpine	2:01.383	14	2:01.493	8	2:01.545	13	2:01.607	12	2:01.612	15
24	65	Santiago RAMOS				RPM		Formula Alpine	2:01.405	10	2:01.413	7	2:01.462	9	2:01.676	6	2:01.895	8
25	73	Emerson		R	7	SAINTELOC RACING		Formula Alpine	2:01.413	10	2:01.499	11	2:01.603	14	2:01.604	12	2:01.677	9
26	4	Roman BILINSKI				TRIDENT		Formula Alpine	2:01.479	13	2:01.496	14	2:01.507	7	2:01.557	10	2:01.600	9
27	28	Pierre - Alexandre		R	8	G4 RACING		Formula Alpine	2:01.703	12	2:01.761	10	2:01.815	11	2:02.206	9	2:02.232	13
28	23	Ivan KLYMENKO		R	9	KIC MOTORSPORT		Formula Alpine	2:01.749	13	2:01.939	11	2:02.181	9	2:02.182	12	2:02.412	10
29	99	Giovanni MASCHIO				MONOLITE RACING		Formula Alpine	2:01.891	9	2:01.982	11	2:02.043	10	2:02.171	12	2:02.220	13
30	29	Enzo SCIONTI				MONOLITE RACING		Formula Alpine	2:02.007	10	2:02.119	15	2:02.312	6	2:02.403	11	2:02.447	12
31	33	Lucas MEDINA		R	10	SAINTELOC RACING		Formula Alpine	2:02.479	9	2:02.628	10	2:02.635	13	2:02.712	15	2:02.720	14
32	9	Charlie WURZ				ART GRAND PRIX		Formula Alpine	2:13.693	1	26:22.88	2						
33	68	Niels KOOLEN				VAN AMERSFOORT		Formula Alpine	2:15.808	1								



Paul Ricard
Formula Regional Championship by Alpine
Race - 1
Best 5 Top Speeds

Clas	Nº	Driver	Nat	Cat	Cls	Team	Nat	Vehicle	Top 1		Top 2		Top 3		Top 4		Top 5		Avg	
									Km/h	Lap	Km/h	Lap	Km/h	Lap	Km/h	Lap	Km/h	Lap		
1	28	Pierre - Alexandre		LUX	R	1	G4 RACING		Formula Alpine	239.4	2	234.2	8	234.2	13	233.2	6	233.2	12	234.9
2	85	Macéo CAPIETTO		FRA			RPM		Formula Alpine	238.9	12	237.8	11	237.3	5	235.2	13	235.2	15	236.9
3	27	Kas HAVERKORT		NLD			VAN AMERSFOORT		Formula Alpine	238.4	5	235.2	9	234.7	4	234.7	7	234.2	8	235.5
4	13	Joshua DUFEK		CHE			VAN AMERSFOORT		Formula Alpine	237.8	2	234.2	5	234.2	8	234.2	12	234.2	13	234.9
5	64	Maya WEUG		NLD	R	2	KIC MOTORSPORT		Formula Alpine	237.8	2	235.8	5	231.7	6	231.2	4	230.7	7	233.4
6	65	Santiago RAMOS		MEX			RPM		Formula Alpine	237.8	12	237.3	11	236.8	2	236.8	5	236.3	7	237.0
7	8	Rafael CAMARA		BRA			PREMA RACING		Formula Alpine	237.3	2	236.3	11	235.8	7	235.8	15	235.2	5	236.1
8	25	Marcus AMAND		FRA	R	3	ART GRAND PRIX		Formula Alpine	237.3	4	234.7	2	233.2	6	232.2	7	232.2	8	233.9
9	99	Giovanni MASCHIO		ITA			MONOLITE RACING		Formula Alpine	237.3	2	233.2	5	232.7	7	232.2	8	231.7	11	233.4
10	9	Charlie WURZ		AUT			ART GRAND PRIX		Formula Alpine	236.8	2	210.5	1							223.6
11	10	Joshua DURKSEN		IND			ARDEN		Formula Alpine	236.8	6	236.3	4	236.3	11	235.8	5	235.2	2	236.1
12	21	Kirill SMAL		KAZ	R	4	MONOLITE RACING		Formula Alpine	236.8	11	234.7	7	234.2	12	233.7	4	233.7	10	234.6
13	43	Owen		FRA			TRIDENT		Formula Alpine	236.3	11	235.8	8	235.2	2	235.2	12	235.2	13	235.6
14	68	Niels KOOLEN		NLD			VAN AMERSFOORT		Formula Alpine	236.3	2	216.8	1							226.5
15	7	Lorenzo FLUXA		ESP			PREMA RACING		Formula Alpine	235.8	11	235.2	8	235.2	13	234.7	14	234.2	4	235.0
16	47	Nikhil BOHRA		USA			TRIDENT		Formula Alpine	235.8	11	234.7	2	234.7	10	234.2	5	234.2	12	234.7
17	73	Emerson FITTIPALDI		BRA	R	5	SAINTELOC RACING		Formula Alpine	235.2	2	233.7	4	233.7	5	232.7	7	232.7	11	233.6
18	77	Tim TRAMNITZ		DEU			R-ACE GP		Formula Alpine	235.2	4	232.2	13	232.2	15	231.7	5	231.7	7	232.6
19	11	Levente REVESZ		HUN			ARDEN		Formula Alpine	234.7	7	233.7	2	233.7	5	232.7	6	232.7	11	233.5
20	19	Esteban MASSON		FRA			SAINTELOC RACING		Formula Alpine	234.7	5	234.2	2	231.7	13	231.2	11	231.2	15	232.6
21	4	Roman BILINSKI		POL			TRIDENT		Formula Alpine	234.2	11	233.7	2	233.2	12	232.2	6	232.2	13	233.1
22	5	Tom LEBBON		GBR	R	6	ARDEN		Formula Alpine	234.2	2	234.2	5	234.2	13	234.2	15	233.7	14	234.1
23	29	Enzo SCIONTI		USA			MONOLITE RACING		Formula Alpine	234.2	5	232.2	11	231.7	2	231.7	4	231.7	7	232.3
24	33	Lucas MEDINA		COL	R	7	SAINTELOC RACING		Formula Alpine	234.2	5	232.7	2	232.7	6	229.7	4	229.7	7	231.8
25	88	Matias ZAGAZETA		PER			R-ACE GP		Formula Alpine	234.2	7	233.7	11	233.7	15	233.2	2	233.2	12	233.6
26	12	Andrea Kimi		ITA			PREMA RACING		Formula Alpine	233.7	13	233.2	12	232.2	6	232.2	7	232.2	8	232.7
27	26	Victor BERNIER		FRA			MP MOTORSPORT		Formula Alpine	233.7	5	233.2	4	231.7	11	231.2	2	230.7	6	232.1
28	30	Michael BELOV		KAZ			G4 RACING		Formula Alpine	233.2	5	233.2	11	232.2	10	232.2	13	232.2	14	232.6
29	18	Laurens VAN		NLD			ART GRAND PRIX		Formula Alpine	232.7	7	232.2	4	232.2	11	231.7	5	231.7	8	232.1
30	23	Ivan KLYMENKO		UKR	R	8	KIC MOTORSPORT		Formula Alpine	232.7	2	232.2	8	231.7	9	231.2	5	231.2	10	231.8
31	34	Martinius		NOR	R	9	R-ACE GP		Formula Alpine	232.7	5	232.7	6	232.7	7	232.2	14	231.7	2	232.4
32	3	Alessandro GIUSTI		FRA	R	10	G4 RACING		Formula Alpine	231.7	5	230.7	11	230.7	12	230.7	13	230.7	14	230.9
33	15	Sami		FRA			MP MOTORSPORT		Formula Alpine	231.7	11	231.2	14	230.7	5	230.7	8	230.7	10	231.0

















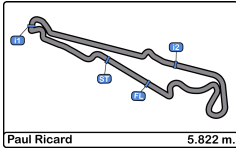
Paul Ricard

Formula Regional Championship by Alpine

Race - 1

Fastest Laps Sequence

Lap	Time of Day	Session Time	N° Driver	Nat	Cat	Team	Nat	Vehicle	Time	Km/h
4	15:59:18.790	9:55.790	3 Alessandro GIUSTI		FRA	R G4 RACING		CHE Formula Alpine	2:01.218	172.9
5	16:01:19.700	11:56.700	3 Alessandro GIUSTI		FRA	R G4 RACING		CHE Formula Alpine	2:00.910	173.3
6	16:03:20.468	13:57.468	3 Alessandro GIUSTI		FRA	R G4 RACING		CHE Formula Alpine	2:00.769	173.5
7	16:05:21.189	15:58.189	3 Alessandro GIUSTI		FRA	R G4 RACING		CHE Formula Alpine	2:00.721	173.6
7	16:05:22.290	15:59.290	15 Sami		FRA	MP MOTORSPORT		CHE Formula Alpine	2:00.657	173.7
10	16:11:22.935	21:59.935	3 Alessandro GIUSTI		FRA	R G4 RACING		CHE Formula Alpine	2:00.269	174.2
12	16:15:23.521	26:00.521	3 Alessandro GIUSTI		FRA	R G4 RACING		CHE Formula Alpine	2:00.206	174.3



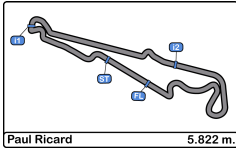
Paul Ricard

Formula Regional Championship by Alpine

Race - 1

Event Best Maximum Speed

N°	Driver	Nat	Cat	Clas	Team	Nat	Vehicle	Km/h	Session
28	Pierre - Alexandre		LUX	R	1	G4 RACING		239.4	Race - 1
85	Macéo CAPIETTO		FRA			RPM		238.9	Race - 1
27	Kas HAVERKORT		NLD			VAN AMERSFOORT		238.4	Race - 1
64	Maya WEUG		NLD	R	2	KIC MOTORSPORT		237.8	Race - 1
13	Joshua DUFEK		CHE			VAN AMERSFOORT		237.8	Race - 1
65	Santiago RAMOS		MEX			RPM		237.8	Race - 1
8	Rafael CAMARA		BRA			PREMA RACING		237.3	Race - 1
99	Giovanni MASCHIO		ITA			MONOLITE RACING		237.3	Race - 1
25	Marcus AMAND		FRA	R	3	ART GRAND PRIX		237.3	Race - 1
9	Charlie WURZ		AUT			ART GRAND PRIX		236.8	Race - 1
10	Joshua DURKSEN		PRY			ARDEN		236.8	Race - 1
21	Kirill SMAL		KGZ	R	4	MONOLITE RACING		236.8	Race - 1
68	Niels KOOLEN		NLD			VAN AMERSFOORT		236.3	Race - 1
43	Owen		FRA			TRIDENT		236.3	Race - 1
7	Lorenzo FLUXA		ESP			PREMA RACING		235.8	Race - 1
47	Nikhil BOHRA		USA			TRIDENT		235.8	Race - 1
73	Emerson FITTIPALDI		BRA	R	5	SAINTELOC RACING		235.2	Race - 1
77	Tim TRAMNITZ		DEU			R-ACE GP		235.2	Race - 1
19	Esteban MASSON		FRA			SAINTELOC RACING		234.7	Race - 1
11	Levente REVESZ		HUN			ARDEN		234.7	Race - 1
5	Tom LEBBON		GBR	R	6	ARDEN		234.2	Race - 1
33	Lucas MEDINA		COL	R	7	SAINTELOC RACING		234.2	Race - 1
29	Enzo SCIONTI		USA			MONOLITE RACING		234.2	Race - 1
88	Matias ZAGAZETA		PER			R-ACE GP		234.2	Race - 1
4	Roman BILINSKI		POL			TRIDENT		234.2	Race - 1
3	Alessandro GIUSTI		FRA	R	8	G4 RACING		233.7	Collective Test 1
18	Laurens VAN		NLD			ART GRAND PRIX		233.7	Qualifying 1 - Group B
26	Victor BERNIER		FRA			MP MOTORSPORT		233.7	Race - 1
12	Andrea Kimi		ITA			PREMA RACING		233.7	Race - 1
15	Sami		FRA			MP MOTORSPORT		233.2	Collective Test 2
30	Michael BELOV		KGZ			G4 RACING		233.2	Race - 1
23	Ivan KLYMENKO		UKR	R	9	KIC MOTORSPORT		232.7	Race - 1
34	Martinus		NOR	R	10	R-ACE GP		232.7	Race - 1

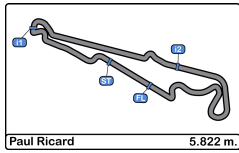


Paul Ricard
Formula Regional Championship by Alpine
Race - 1
Lap Chart

Paul Ricard 5.822 m.

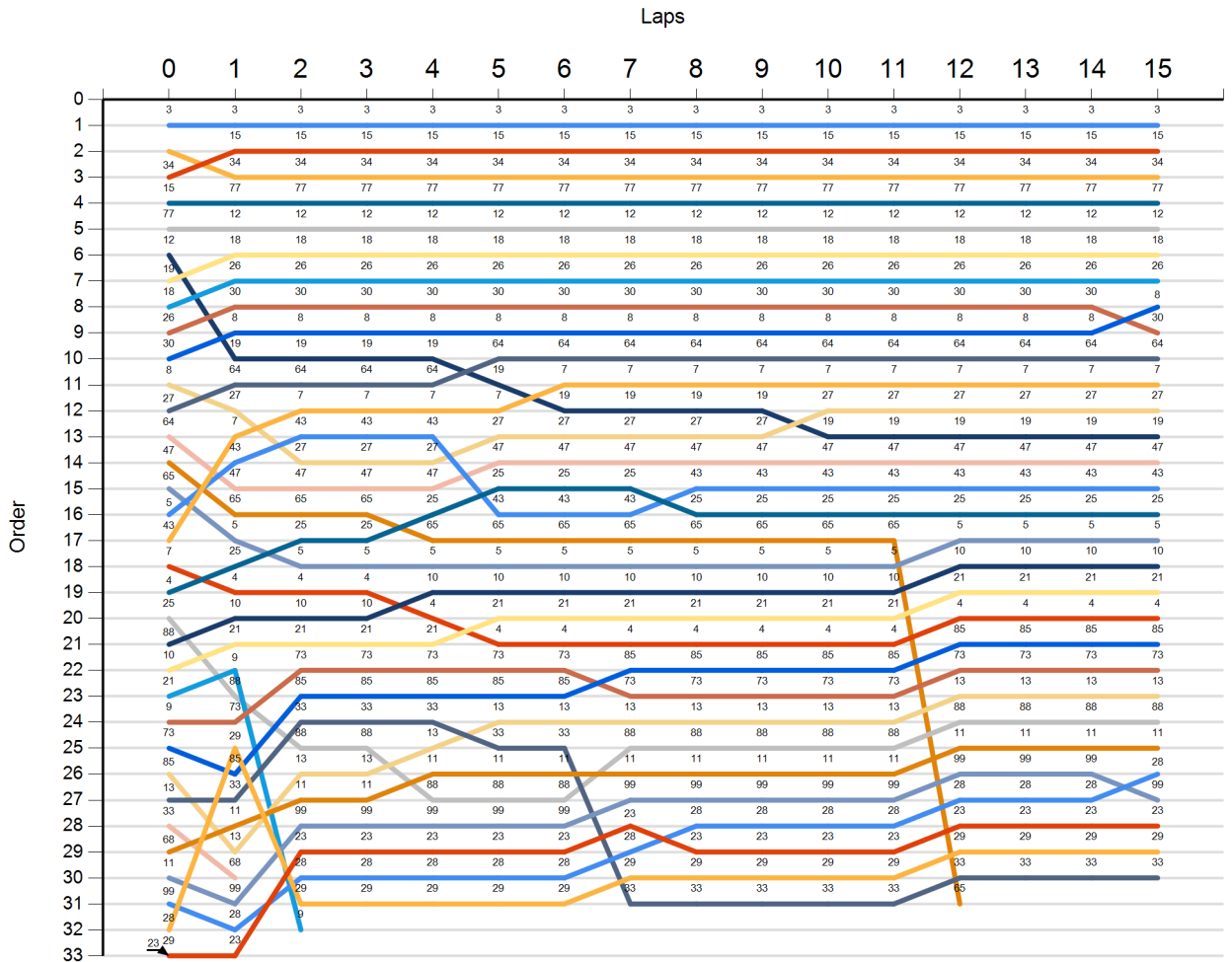
LAP

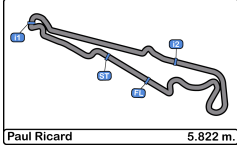
Nr	Pos	Grid	1	2	3	4	5	6	7	8	9	10	11	12	13	14	15
3	1	3	3	3	3	3	3	3	3	3	3	3	3	3	3	3	3
34	2	34	15	15	15	15	15	15	15	15	15	15	15	15	15	15	15
15	3	15	34	34	34	34	34	34	34	34	34	34	34	34	34	34	34
77	4	77	77	77	77	77	77	77	77	77	77	77	77	77	77	77	77
12	5	12	12	12	12	12	12	12	12	12	12	12	12	12	12	12	12
19	6	19	18	18	18	18	18	18	18	18	18	18	18	18	18	18	18
18	7	18	26	26	26	26	26	26	26	26	26	26	26	26	26	26	26
26	8	26	30	30	30	30	30	30	30	30	30	30	30	30	30	30	8
30	9	30	8	8	8	8	8	8	8	8	8	8	8	8	8	8	30
8	10	8	19	19	19	19	64	64	64	64	64	64	64	64	64	64	64
27	11	27	64	64	64	64	19	7	7	7	7	7	7	7	7	7	7
64	12	64	27	7	7	7	7	19	19	19	19	27	27	27	27	27	27
47	13	47	7	43	43	43	27	27	27	27	27	19	19	19	19	19	19
65	14	65	43	27	27	27	47	47	47	47	47	47	47	47	47	47	47
5	15	5	47	47	47	47	25	25	25	43	43	43	43	43	43	43	43
43	16	43	65	65	65	25	43	43	43	25	25	25	25	25	25	25	25
7	17	7	5	25	25	65	65	65	65	65	65	65	65	5	5	5	5
4	18	4	25	5	5	5	5	5	5	5	5	5	5	10	10	10	10
25	19	25	4	4	4	10	10	10	10	10	10	10	10	21	21	21	21
88	20	88	10	10	10	4	21	21	21	21	21	21	21	4	4	4	4
10	21	10	21	21	21	21	4	4	4	4	4	4	4	85	85	85	85
21	22	21	9	73	73	73	73	73	85	85	85	85	85	73	73	73	73
9	23	9	88	85	85	85	85	85	73	73	73	73	73	13	13	13	13
73	24	73	73	33	33	33	13	13	13	13	13	13	13	88	88	88	88
85	25	85	29	88	88	13	33	33	88	88	88	88	88	11	11	11	11
13	26	13	85	13	13	11	11	11	11	11	11	11	11	99	99	99	28
33	27	33	33	11	11	88	88	88	99	99	99	99	99	28	28	28	99
68	28	68	11	99	99	99	99	99	23	28	28	28	28	23	23	23	23
11	29	11	13	23	23	23	23	23	28	23	23	23	23	29	29	29	29
99	30	99	68	28	28	28	28	28	29	29	29	29	29	33	33	33	33
28	31	28	99	29	29	29	29	29	33	33	33	33	33	65			
29	32	29	28	9													
23	33	23	23														



Paul Ricard
Formula Regional Championship by Alpine
Race - 1
Graphic Lap Chart

- 3
- 34
- 15
- 77
- 12
- 19
- 18
- 26
- 30
- 8
- 27
- 64
- 47
- 65
- 5
- 43
- 7
- 4
- 25
- 88
- 10
- 21
- 9
- 73
- 85
- 13
- 33
- 68
- 11
- 99
- 28
- 29
- 23





Paul Ricard

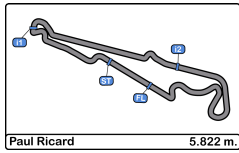
Formula Regional Championship by Alpine

Race - 1

Pit Stop Analysis

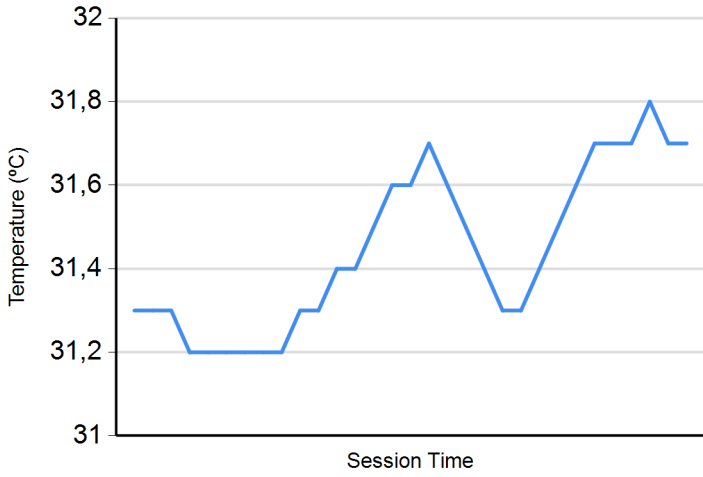
Paul Ricard 5.822 m.

Or d.	Nr.	In Day Time	Driver	Nat	Cat	Team	Nat	Vehicle	In Time	Stop N°	Pit Time	Handicap	Dif.
1	29	15:54:02.057	Enzo SCIONTI			MONOLITE RACING		Formula Alpine	4:39.228	1	46.641		

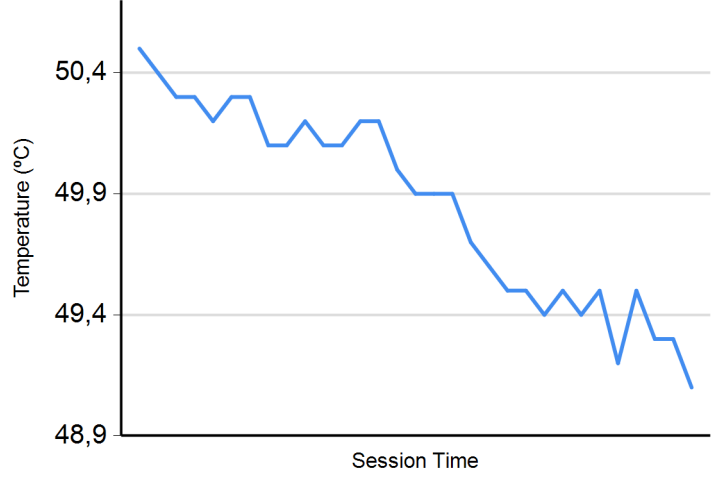


Paul Ricard
Formula Regional Championship by Alpine
Race - 1
Weather Report

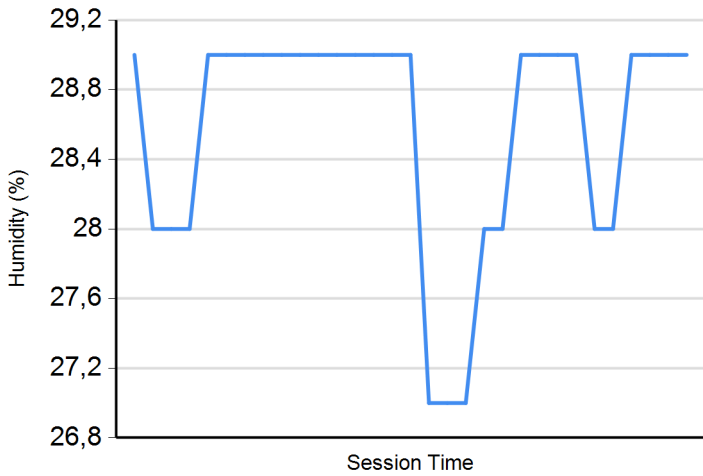
Air Temperature



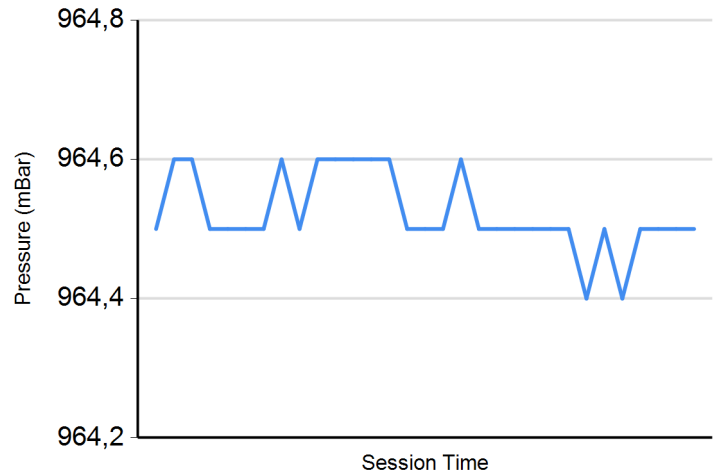
Track Temperature



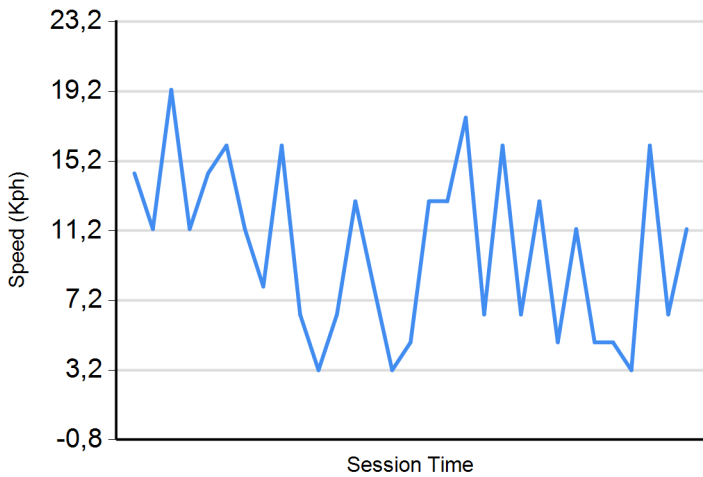
Humidity



Pressure



Wind Speed



Wind direction

North = 0°/360° Est = 90° South = 180° West = 270°

