



































Paul Ricard
Formula Regional Championship by Alpine
Qualifying 1 - Group A
Provisional Results

| Clas | Nº | Driver | Nat | Cat | Clas | Team | Nat | Vehicle | Laps | Best | Time | Gap | Interval | Km/h |
|------|----|----------------------|---|-----|------|------------------|---|----------------|------|------|----------|-------|----------|-------|
| 1 | 34 | Martinius STENSHORNE |  | R | 1 | R-ACE GP |  | Formula Alpine | 8 | 7 | 1:59.176 | | | 175.8 |
| 2 | 77 | Tim TRAMNITZ |  | | | R-ACE GP |  | Formula Alpine | 8 | 7 | 1:59.287 | 0.111 | 0.111 | 175.7 |
| 3 | 19 | Esteban MASSON |  | | | SAINTELOC RACING |  | Formula Alpine | 8 | 7 | 1:59.567 | 0.391 | 0.280 | 175.2 |
| 4 | 26 | Victor BERNIER |  | | | MP MOTORSPORT |  | Formula Alpine | 7 | 5 | 1:59.573 | 0.397 | 0.006 | 175.2 |
| 5 | 8 | Rafael CAMARA |  | | | PREMA RACING |  | Formula Alpine | 8 | 7 | 1:59.601 | 0.425 | 0.028 | 175.2 |
| 6 | 64 | Maya WEUG |  | R | 2 | KIC MOTORSPORT |  | Formula Alpine | 8 | 7 | 1:59.749 | 0.573 | 0.148 | 175.0 |
| 7 | 47 | Nikhil BOHRA |  | | | TRIDENT |  | Formula Alpine | 7 | 7 | 1:59.766 | 0.590 | 0.017 | 175.0 |
| 8 | 43 | Owen TANGAVELOU |  | | | TRIDENT |  | Formula Alpine | 7 | 7 | 1:59.777 | 0.601 | 0.011 | 174.9 |
| 9 | 4 | Roman BILINSKI |  | | | TRIDENT |  | Formula Alpine | 7 | 7 | 2:00.006 | 0.830 | 0.229 | 174.6 |
| 10 | 88 | Matias ZAGAZETA |  | | | R-ACE GP |  | Formula Alpine | 8 | 5 | 2:00.058 | 0.882 | 0.052 | 174.5 |
| 11 | 13 | Joshua DUFEK |  | | | VAN AMERSFOORT |  | Formula Alpine | 7 | 7 | 2:00.195 | 1.019 | 0.137 | 174.3 |
| 12 | 21 | Kirill SMAL |  | R | 3 | MONOLITE RACING |  | Formula Alpine | 8 | 5 | 2:00.369 | 1.193 | 0.174 | 174.1 |
| 13 | 85 | Macéo CAPIETTO |  | | | RPM |  | Formula Alpine | 7 | 5 | 2:00.436 | 1.260 | 0.067 | 174.0 |
| 14 | 68 | Niels KOOLEN |  | | | VAN AMERSFOORT |  | Formula Alpine | 7 | 7 | 2:00.795 | 1.619 | 0.359 | 173.5 |
| 15 | 99 | Giovanni MASCHIO |  | | | MONOLITE RACING |  | Formula Alpine | 8 | 7 | 2:00.836 | 1.660 | 0.041 | 173.4 |
| 16 | 29 | Enzo SCIONTI |  | | | MONOLITE RACING |  | Formula Alpine | 8 | 7 | 2:01.024 | 1.848 | 0.188 | 173.1 |
| 17 | 23 | Ivan KLYMENKO |  | R | 4 | KIC MOTORSPORT |  | Formula Alpine | 8 | 7 | 2:01.455 | 2.279 | 0.431 | 172.5 |

* PENALTIES

CARS #99 - #68 - #85 - SOME LAP TIMES DELETED DUE TRACK LIMITS - T3-4

Published at:.....

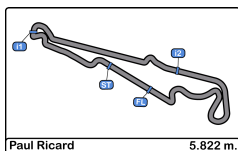
Track Temp: 33.8 °C Air Temp: 26.7 °C Humidity: 33 % Track Status: DRY

Race Director:

Timekeeper:



Luis Garcia
JOB-1605-ESP/M



Paul Ricard
Formula Regional Championship by Alpine
Qualifying 1 - Group A
Provisional Results by Category

| Rookie | | | | | | | | | | | | | | | |
|--------|----|----------------------|-----|-----|------|------------------|-----|---------|----------------|------|------|----------|----------|-------|-------|
| Clas | Nº | Driver | Nat | Cat | Clas | Team | Nat | Vehicle | Laps | Best | Time | Gap | Interval | Km/h | |
| 1 | 34 | Martinius STENSHORNE | | R | 1 | R-ACE GP | | FRA | Formula Alpine | 8 | 7 | 1:59.176 | | 175.8 | |
| 2 | 64 | Maya WEUG | | R | 2 | KIC MOTORSPORT | | FIN | Formula Alpine | 8 | 7 | 1:59.749 | 0.573 | 0.573 | 175.0 |
| 3 | 21 | Kirill SMAL | | R | 3 | MONOLITE RACING | | ITA | Formula Alpine | 8 | 5 | 2:00.369 | 1.193 | 0.620 | 174.1 |
| 4 | 23 | Ivan KLYMENKO | | R | 4 | KIC MOTORSPORT | | FIN | Formula Alpine | 8 | 7 | 2:01.455 | 2.279 | 1.086 | 172.5 |
| Clas | Nº | Driver | Nat | Cat | Clas | Team | Nat | Vehicle | Laps | Best | Time | Gap | Interval | Km/h | |
| 1 | 77 | Tim TRAMNITZ | | | | R-ACE GP | | FRA | Formula Alpine | 8 | 7 | 1:59.287 | | 175.7 | |
| 2 | 19 | Esteban MASSON | | | | SAINTELOC RACING | | FRA | Formula Alpine | 8 | 7 | 1:59.567 | 0.280 | 0.280 | 175.2 |
| 3 | 26 | Victor BERNIER | | | | MP MOTORSPORT | | FRA | Formula Alpine | 7 | 5 | 1:59.573 | 0.286 | 0.006 | 175.2 |
| 4 | 8 | Rafael CAMARA | | | | PREMA RACING | | ITA | Formula Alpine | 8 | 7 | 1:59.601 | 0.314 | 0.028 | 175.2 |
| 5 | 47 | Nikhil BOHRA | | | | TRIDENT | | ITA | Formula Alpine | 7 | 7 | 1:59.766 | 0.479 | 0.165 | 175.0 |
| 6 | 43 | Owen TANGAVELOU | | | | TRIDENT | | ITA | Formula Alpine | 7 | 7 | 1:59.777 | 0.490 | 0.011 | 174.9 |
| 7 | 4 | Roman BILINSKI | | | | TRIDENT | | ITA | Formula Alpine | 7 | 7 | 2:00.006 | 0.719 | 0.229 | 174.6 |
| 8 | 88 | Matias ZAGAZETA | | | | R-ACE GP | | FRA | Formula Alpine | 8 | 5 | 2:00.058 | 0.771 | 0.052 | 174.5 |
| 9 | 13 | Joshua DUFEK | | | | VAN AMERSFOORT | | NLD | Formula Alpine | 7 | 7 | 2:00.195 | 0.908 | 0.137 | 174.3 |
| 10 | 85 | Macéo CAPIETTO | | | | RPM | | ITA | Formula Alpine | 7 | 5 | 2:00.436 | 1.149 | 0.241 | 174.0 |
| 11 | 68 | Niels KOOLEN | | | | VAN AMERSFOORT | | NLD | Formula Alpine | 7 | 7 | 2:00.795 | 1.508 | 0.359 | 173.5 |
| 12 | 99 | Giovanni MASCHIO | | | | MONOLITE RACING | | ITA | Formula Alpine | 8 | 7 | 2:00.836 | 1.549 | 0.041 | 173.4 |
| 13 | 29 | Enzo SCIONTI | | | | MONOLITE RACING | | ITA | Formula Alpine | 8 | 7 | 2:01.024 | 1.737 | 0.188 | 173.1 |

* PENALTIES


CARS #99 - #68 - #85 - SOME LAP TIMES DELETED DUE TRACK LIMITS - T3-4

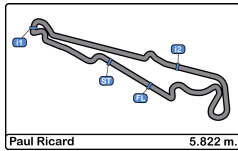
Published at:.....

Track Temp: 33.8 °C Air Temp: 26.7 °C Humidity: 33 % Track Status: DRY

Race Director:

Timekeeper:


 Luis Garcia
 JOB-1605-ESP/M



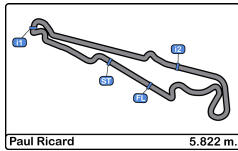
Paul Ricard
Formula Regional Championship by Alpine
Qualifying 1 - Group A
Lap Analysis

| 4 | | Roman BILINSKI | | | | | Formula Alpine 21 | | Kirill SMAL | | | | | | |
|-----|---|-----------------|---------------|---------------|---------------|--------|-------------------|-----|-----------------|-----------------|---------------|---------------|---------------|--------|-------------|
| | | TRIDENT | | | | | Rookie | | MONOLITE RACING | | | | | | |
| Lap | D | Time | Sector 1 | Sector 2 | Sector 3 | T. Spd | Elapsed | Lap | D | Time | Sector 1 | Sector 2 | Sector 3 | T. Spd | Elapsed |
| 1 | | 9:43:53.093 | 9:42:06.016 | 46.640 | 1:00.437 | 128.7 | 9:43:53.093 | 1 | | 9:42:49.267 | 9:41:02.325 | 45.042 | 1:01.900 | 115.0 | 9:42:49.267 |
| 2 | | 2:15.377 | 37.616 | 40.922 | 56.839 | 211.3 | 9:46:08.470 | 2 | | 2:15.550 | 37.286 | 41.590 | 56.674 | 225.0 | 9:45:04.817 |
| 3 | | 2:23.397 | 36.478 | 39.667 | 1:07.252 | 219.0 | 9:48:31.867 | 3 | | 2:10.722 | 37.290 | 39.574 | 53.858 | 221.3 | 9:47:15.539 |
| 4 | | 2:01.568 | 33.435 | 37.190 | 50.943 | 231.7 | 9:50:33.435 | 4 | | 2:00.923 | 33.232 | 36.937 | 50.754 | 231.7 | 9:49:16.462 |
| 5 | | 2:00.750 | 33.111 | 36.902 | 50.737 | 231.7 | 9:52:34.185 | 5 | | 2:00.369 | 33.054 | 36.856 | 50.459 | 232.2 | 9:51:16.831 |
| 6 | | 2:09.512 | 36.879 | 38.852 | 53.781 | 228.3 | 9:54:43.697 | 6 | | 2:25.391 | 39.974 | 46.276 | 59.141 | 210.1 | 9:53:42.222 |
| 7 | | 2:00.006 | 32.991 | 36.787 | 50.228 | 231.7 | 9:56:43.703 | 7 | | 2:00.425 | 33.016 | 36.934 | 50.475 | 231.7 | 9:55:42.647 |
| 8 | | | 43.884 | 47.042 | | 186.8 | | 8 | | 2:48.057 P | 43.194 | 49.658 | 1:15.205 | 230.2 | 9:58:30.704 |

| 8 | | Rafael CAMARA | | | | | Formula Alpine 23 | | Ivan KLYMENKO | | | | | | |
|-----|---|-----------------|---------------|---------------|---------------|--------|-------------------|-----|----------------|-----------------|---------------|---------------|---------------|--------|-------------|
| | | PREMA RACING | | | | | Rookie | | KIC MOTORSPORT | | | | | | |
| Lap | D | Time | Sector 1 | Sector 2 | Sector 3 | T. Spd | Elapsed | Lap | D | Time | Sector 1 | Sector 2 | Sector 3 | T. Spd | Elapsed |
| 1 | | 9:43:10.907 | 9:41:17.588 | 49.288 | 1:04.031 | 114.6 | 9:43:10.907 | 1 | | 9:43:12.062 | 9:41:19.751 | 49.028 | 1:03.283 | 139.1 | 9:43:12.062 |
| 2 | | 2:24.623 | 44.793 | 42.530 | 57.300 | 182.1 | 9:45:35.530 | 2 | | 2:25.206 | 46.456 | 43.728 | 55.022 | 165.8 | 9:45:37.268 |
| 3 | | 2:11.357 | 35.978 | 39.455 | 55.924 | 228.3 | 9:47:46.887 | 3 | | 2:11.214 | 35.942 | 39.684 | 55.588 | 229.2 | 9:47:48.482 |
| 4 | | 2:00.835 | 33.534 | 36.915 | 50.386 | 231.7 | 9:49:47.722 | 4 | | 2:02.387 | 33.763 | 37.539 | 51.085 | 230.7 | 9:49:50.869 |
| 5 | | 1:59.775 | 32.955 | 36.557 | 50.263 | 232.7 | 9:51:47.497 | 5 | | 2:01.559 | 33.497 | 37.310 | 50.752 | 232.7 | 9:51:52.428 |
| 6 | | 2:09.898 | 34.914 | 37.820 | 57.164 | 234.2 | 9:53:57.395 | 6 | | 2:16.895 | 36.203 | 40.515 | 1:00.177 | 196.0 | 9:54:09.323 |
| 7 | | 1:59.601 | 32.898 | 36.429 | 50.274 | 233.2 | 9:55:56.996 | 7 | | 2:01.455 | 33.555 | 37.296 | 50.604 | 229.7 | 9:56:10.778 |
| 8 | | 3:01.350 P | 42.909 | 48.967 | 1:29.474 | 184.3 | 9:58:58.346 | 8 | | 2:55.988 P | 37.459 | 46.520 | 1:32.009 | 228.3 | 9:59:06.766 |

| 13 | | Joshua DUFEK | | | | | Formula Alpine 26 | | Victor BERNIER | | | | | | |
|-----|---|-----------------------|---------------|---------------|---------------|--------|-------------------|-----|----------------|-----------------|---------------|---------------|---------------|--------|-------------|
| | | VAN AMERSFOORT RACING | | | | | | | MP MOTORSPORT | | | | | | |
| Lap | D | Time | Sector 1 | Sector 2 | Sector 3 | T. Spd | Elapsed | Lap | D | Time | Sector 1 | Sector 2 | Sector 3 | T. Spd | Elapsed |
| 1 | | 9:43:08.084 | 9:41:08.156 | 51.477 | 1:08.451 | 123.5 | 9:43:08.084 | 1 | | 9:43:09.091 | 9:41:13.732 | 50.700 | 1:04.659 | 125.4 | 9:43:09.091 |
| 2 | | 2:25.708 | 46.080 | 43.041 | 56.587 | 168.7 | 9:45:33.792 | 2 | | 2:22.526 | 44.664 | 41.352 | 56.510 | 167.9 | 9:45:31.617 |
| 3 | | 2:10.854 | 36.058 | 38.705 | 56.091 | 222.2 | 9:47:44.646 | 3 | | 2:09.416 | 36.529 | 38.486 | 54.401 | 224.5 | 9:47:41.033 |
| 4 | | 2:00.560 | 33.223 | 36.842 | 50.495 | 232.2 | 9:49:45.206 | 4 | | 2:00.051 | 32.962 | 37.050 | 50.039 | 229.7 | 9:49:41.084 |
| 5 | | 2:00.500 | 33.124 | 36.733 | 50.643 | 231.2 | 9:51:45.706 | 5 | | 1:59.573 | 32.900 | 36.785 | 49.888 | 230.2 | 9:51:40.657 |
| 6 | | 2:09.286 | 34.156 | 37.316 | 57.814 | 231.2 | 9:53:54.992 | 6 | | 2:12.688 | 36.274 | 38.433 | 57.981 | 228.8 | 9:53:53.345 |
| 7 | | 2:00.195 | 32.957 | 36.657 | 50.581 | 232.2 | 9:55:55.187 | 7 | | 2:01.573 | 32.880 | 36.757 | 51.936 | 230.7 | 9:55:54.918 |
| 8 | | | 39.967 | 47.310 | | 218.1 | | 8 | | | 43.484 | 46.158 | | 186.8 | |

| 19 | | Esteban MASSON | | | | | Formula Alpine 29 | | Enzo SCIONTI | | | | | | |
|-----|---|------------------|---------------|---------------|---------------|--------|-------------------|-----|-----------------|-----------------|---------------|---------------|---------------|--------|-------------|
| | | SAINTELOC RACING | | | | | | | MONOLITE RACING | | | | | | |
| Lap | D | Time | Sector 1 | Sector 2 | Sector 3 | T. Spd | Elapsed | Lap | D | Time | Sector 1 | Sector 2 | Sector 3 | T. Spd | Elapsed |
| 1 | | 9:43:10.367 | 9:41:19.329 | 48.389 | 1:02.649 | 142.2 | 9:43:10.367 | 1 | | 9:43:06.791 | 9:41:06.678 | 52.304 | 1:07.809 | 111.8 | 9:43:06.791 |
| 2 | | 2:19.404 | 42.567 | 41.154 | 55.683 | 171.4 | 9:45:29.771 | 2 | | 2:29.410 | 44.610 | 46.472 | 58.328 | 181.2 | 9:45:36.201 |
| 3 | | 2:07.247 | 36.120 | 38.803 | 52.324 | 227.3 | 9:47:37.018 | 3 | | 2:14.150 | 36.370 | 39.071 | 58.709 | 225.0 | 9:47:50.351 |
| 4 | | 2:00.181 | 33.047 | 36.922 | 50.212 | 229.7 | 9:49:37.199 | 4 | | 2:01.243 | 33.306 | 37.152 | 50.785 | 230.2 | 9:49:51.594 |
| 5 | | 1:59.845 | 32.883 | 36.786 | 50.176 | 230.7 | 9:51:37.044 | 5 | | 2:03.416 | 33.183 | 37.261 | 52.972 | 232.2 | 9:51:55.010 |
| 6 | | 2:09.313 | 37.309 | 38.047 | 53.957 | 204.5 | 9:53:46.357 | 6 | | 2:11.268 | 34.202 | 38.491 | 58.575 | 227.3 | 9:54:06.278 |
| 7 | | 1:59.567 | 32.692 | 36.568 | 50.307 | 230.2 | 9:55:45.924 | 7 | | 2:01.024 | 33.141 | 37.110 | 50.773 | 229.7 | 9:56:07.302 |
| 8 | | 2:48.008 P | 41.297 | 50.604 | 1:16.107 | 227.8 | 9:58:33.932 | 8 | | 2:55.185 P | 36.175 | 46.694 | 1:32.316 | 227.3 | 9:59:02.487 |



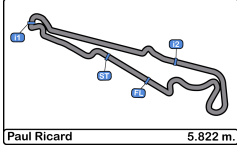
Paul Ricard
Formula Regional Championship by Alpine
Qualifying 1 - Group A
Lap Analysis

| 34 | | | | | | | 68 | | | | | | | | |
|----------------------|---|-----------------|---------------|---------------|---------------|--------|-----------------------|-----|---|---------------------|---------------|---------------|---------------|--------|-------------|
| Martinius STENSHORNE | | | | | | | Niels KOOLEN | | | | | | | | |
| Rookie | | | | | | | VAN AMERSFOORT RACING | | | | | | | | |
| R-ACE GP | | | | | | | R-ACE GP | | | | | | | | |
| Lap | D | Time | Sector 1 | Sector 2 | Sector 3 | T. Spd | Elapsed | Lap | D | Time | Sector 1 | Sector 2 | Sector 3 | T. Spd | Elapsed |
| 1 | | 9:43:44.791 | 9:41:57.305 | 45.684 | 1:01.802 | 137.7 | 9:43:44.791 | 1 | | 9:42:57.442 | 9:41:09.241 | 49.283 | 58.918 | 128.4 | 9:42:57.442 |
| 2 | | 2:16.974 | 38.621 | 41.944 | 56.409 | 196.7 | 9:46:01.765 | 2 | | 2:17.385 | 38.349 | 42.209 | 56.827 | 191.8 | 9:45:14.827 |
| 3 | | 2:10.375 | 36.463 | 39.905 | 54.007 | 222.2 | 9:48:12.140 | 3 | | 2:10.878 | 37.487 | 40.953 | 52.438 | 189.4 | 9:47:25.705 |
| 4 | | 2:00.671 | 33.234 | 36.879 | 50.558 | 230.2 | 9:50:12.811 | 4 | | 2:08.137 | 35.624 | 39.316 | 53.197 | 230.2 | 9:49:33.842 |
| 5 | | 1:59.584 | 32.771 | 36.751 | 50.062 | 231.2 | 9:52:12.395 | 5 | | 2:02.227 | 33.806 | 37.218 | 51.203 | 229.2 | 9:51:36.069 |
| 6 | | 2:10.842 | 37.755 | 39.265 | 53.822 | 225.4 | 9:54:23.237 | 6 | | 2:11.396 | 35.600 | 39.576 | 56.220 | 230.7 | 9:53:47.465 |
| 7 | | 1:59.176 | 32.635 | 36.525 | 50.016 | 231.7 | 9:56:22.413 | 7 | | 2:00.795 | 33.468 | 36.908 | 50.419 | 232.7 | 9:55:48.260 |
| 8 | | 2:48.116 P | 39.257 | 47.266 | 1:21.593 | 226.4 | 9:59:10.529 | 8 | | | 39.571 | 46.213 | | 224.5 | |

| 43 | | | | | | | 77 | | | | | | | | |
|-----------------|---|-----------------|---------------|---------------|---------------|--------|--------------|-----|---|-----------------|---------------|---------------|---------------|--------|-------------|
| Owen TANGAVELOU | | | | | | | Tim TRAMNITZ | | | | | | | | |
| TRIDENT | | | | | | | R-ACE GP | | | | | | | | |
| Lap | D | Time | Sector 1 | Sector 2 | Sector 3 | T. Spd | Elapsed | Lap | D | Time | Sector 1 | Sector 2 | Sector 3 | T. Spd | Elapsed |
| 1 | | 9:43:54.044 | 9:42:04.695 | 45.644 | 1:03.705 | 124.5 | 9:43:54.044 | 1 | | 9:43:49.202 | 9:42:01.094 | 46.068 | 1:02.040 | 141.3 | 9:43:49.202 |
| 2 | | 2:16.518 | 38.230 | 41.382 | 56.906 | 205.3 | 9:46:10.562 | 2 | | 2:16.804 | 38.890 | 41.596 | 56.318 | 194.9 | 9:46:06.006 |
| 3 | | 2:19.117 | 36.828 | 39.316 | 1:02.973 | 230.2 | 9:48:29.679 | 3 | | 2:13.564 | 36.772 | 39.486 | 57.306 | 221.3 | 9:48:19.570 |
| 4 | | 2:01.723 | 33.358 | 36.990 | 51.375 | 231.7 | 9:50:31.402 | 4 | | 2:00.314 | 33.212 | 36.791 | 50.311 | 231.2 | 9:50:19.884 |
| 5 | | 1:59.827 | 33.015 | 36.741 | 50.071 | 232.7 | 9:52:31.229 | 5 | | 1:59.554 | 32.907 | 36.656 | 49.991 | 231.2 | 9:52:19.438 |
| 6 | | 2:08.509 | 35.515 | 39.081 | 53.913 | 230.2 | 9:54:39.738 | 6 | | 2:11.040 | 37.860 | 39.190 | 53.990 | 230.7 | 9:54:30.478 |
| 7 | | 1:59.777 | 32.827 | 36.707 | 50.243 | 233.2 | 9:56:39.515 | 7 | | 1:59.287 | 32.810 | 36.502 | 49.975 | 231.7 | 9:56:29.765 |
| 8 | | | 40.208 | 46.056 | | 232.2 | | 8 | | 2:42.871 P | 38.160 | 45.970 | 1:18.741 | 229.2 | 9:59:12.636 |

| 47 | | | | | | | 85 | | | | | | | | |
|--------------|---|-----------------|---------------|---------------|---------------|--------|----------------|-----|---|---------------------|---------------|---------------|---------------|--------|-------------|
| Nikhil BOHRA | | | | | | | Macéo CAPIETTO | | | | | | | | |
| TRIDENT | | | | | | | RPM | | | | | | | | |
| Lap | D | Time | Sector 1 | Sector 2 | Sector 3 | T. Spd | Elapsed | Lap | D | Time | Sector 1 | Sector 2 | Sector 3 | T. Spd | Elapsed |
| 1 | | 9:43:52.487 | 9:42:05.259 | 45.276 | 1:01.952 | 124.2 | 9:43:52.487 | 1 | | 9:43:09.446 | 9:41:14.548 | 50.676 | 1:04.222 | 140.2 | 9:43:09.446 |
| 2 | | 2:16.553 | 38.908 | 40.956 | 56.689 | 199.2 | 9:46:09.040 | 2 | | 2:23.195 | 45.411 | 41.244 | 56.540 | 185.8 | 9:45:32.641 |
| 3 | | 2:18.130 | 37.492 | 38.858 | 1:01.780 | 225.0 | 9:48:27.170 | 3 | | 2:10.092 | 35.939 | 39.080 | 55.073 | 222.2 | 9:47:42.733 |
| 4 | | 2:02.226 | 33.218 | 37.034 | 51.974 | 232.7 | 9:50:29.396 | 4 | | 2:07.549 | 36.524 | 37.427 | 53.598 | 233.2 | 9:49:50.282 |
| 5 | | 2:00.265 | 33.240 | 36.806 | 50.219 | 232.2 | 9:52:29.661 | 5 | | 2:00.436 | 33.326 | 36.944 | 50.166 | 233.2 | 9:51:50.718 |
| 6 | | 2:12.491 | 38.102 | 40.242 | 54.147 | 231.2 | 9:54:42.152 | 6 | | 2:09.977 | 34.652 | 37.358 | 57.967 | 233.2 | 9:54:00.695 |
| 7 | | 1:59.766 | 32.942 | 36.630 | 50.194 | 232.7 | 9:56:41.918 | 7 | | 2:01.243 | 32.927 | 36.779 | 51.537 | 233.2 | 9:56:01.938 |
| 8 | | | 41.168 | 46.865 | | 232.7 | | 8 | | | 34.840 | 42.924 | | 231.7 | |

| 64 | | | | | | | 88 | | | | | | | | |
|-----------|---|-----------------|---------------|---------------|---------------|--------|-----------------|-----|---|-----------------|---------------|---------------|---------------|--------|-------------|
| Maya WEUG | | | | | | | Matias ZAGAZETA | | | | | | | | |
| Rookie | | | | | | | KIC MOTORSPORT | | | | | | | | |
| Lap | D | Time | Sector 1 | Sector 2 | Sector 3 | T. Spd | Elapsed | Lap | D | Time | Sector 1 | Sector 2 | Sector 3 | T. Spd | Elapsed |
| 1 | | 9:43:11.516 | 9:41:21.633 | 46.566 | 1:03.317 | 139.1 | 9:43:11.516 | 1 | | 9:43:51.189 | 9:42:03.217 | 45.976 | 1:01.996 | 135.8 | 9:43:51.189 |
| 2 | | 2:24.704 | 46.340 | 43.650 | 54.714 | 182.1 | 9:45:36.220 | 2 | | 2:16.666 | 38.878 | 41.303 | 56.485 | 206.8 | 9:46:07.855 |
| 3 | | 2:11.582 | 35.946 | 39.850 | 55.786 | 227.8 | 9:47:47.802 | 3 | | 2:16.591 | 36.587 | 39.452 | 1:00.552 | 211.3 | 9:48:24.446 |
| 4 | | 2:01.236 | 33.171 | 36.922 | 51.143 | 232.7 | 9:49:49.038 | 4 | | 2:02.482 | 33.086 | 36.988 | 52.408 | 229.2 | 9:50:26.928 |
| 5 | | 1:59.939 | 32.984 | 36.841 | 50.114 | 231.2 | 9:51:48.977 | 5 | | 2:00.058 | 32.993 | 36.810 | 50.255 | 230.2 | 9:52:26.986 |
| 6 | | 2:09.814 | 34.861 | 37.872 | 57.081 | 232.2 | 9:53:58.791 | 6 | | 2:09.518 | 36.621 | 39.566 | 53.331 | 230.2 | 9:54:36.504 |
| 7 | | 1:59.749 | 32.943 | 36.604 | 50.202 | 232.2 | 9:55:58.540 | 7 | | 2:00.911 | 33.150 | 36.693 | 51.068 | 229.7 | 9:56:37.415 |
| 8 | | 3:02.182 P | 42.066 | 48.958 | 1:31.158 | 207.6 | 9:59:00.722 | 8 | | 2:42.653 P | 39.879 | 45.129 | 1:17.645 | 229.7 | 9:59:20.068 |



Paul Ricard

Formula Regional Championship by Alpine

Qualifying 1 - Group A

Lap Analysis

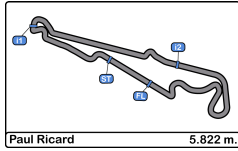
99

Giovanni MASCHIO

Formula Alpine

MONOLITE RACING

| Lap | D | Time | Sector 1 | Sector 2 | Sector 3 | T. Spd | Elapsed |
|-----|---|---------------------|---------------|---------------|---------------|--------|-------------|
| 1 | | 9:42:50.578 | 9:41:04.366 | 44.909 | 1:01.303 | 124.1 | 9:42:50.578 |
| 2 | | 2:15.306 | 37.226 | 41.707 | 56.373 | 190.1 | 9:45:05.884 |
| 3 | | 2:10.709 | 37.366 | 39.119 | 54.224 | 225.9 | 9:47:16.593 |
| 4 | | 2:03.288 | 34.522 | 37.814 | 50.952 | 231.2 | 9:49:19.881 |
| 5 | | 2:01.309 | 33.249 | 37.308 | 50.752 | 229.7 | 9:51:21.190 |
| 6 | | 2:26.918 | 37.303 | 46.846 | 1:02.769 | 231.2 | 9:53:48.108 |
| 7 | | 2:00.836 | 33.226 | 36.995 | 50.615 | 234.2 | 9:55:48.944 |
| 8 | | 3:06.088 P | 45.486 | 51.423 | 1:29.179 | 232.2 | 9:58:55.032 |



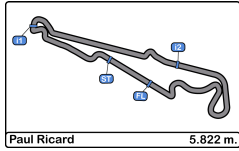
Paul Ricard

Formula Regional Championship by Alpine



































Qualifying 1 - Group A

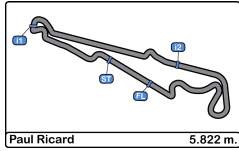
Best Sectors Results

| | | Sector - 1 | | | Sector - 2 | | | Sector - 3 | | | Ideal Lap vs Best Lap | | | | |
|------|----|----------------------|--------|----|----------------------|--------|----|----------------------|--------|------|-----------------------|----------------------|-----------|----------|------|
| Clas | Nº | Driver | Time | Nº | Driver | Time | Nº | Driver | Time | Clas | Nº | Driver | Ideal Lap | Best Lap | Clas |
| 1 | 34 | Martinius STENSHORNE | 32.635 | 8 | Rafael CAMARA | 36.429 | 26 | Victor BERNIER | 49.888 | 1 | 34 | Martinius STENSHORNE | 1:59.176 | 1:59.176 | 1 |
| 2 | 19 | Esteban MASSON | 32.692 | 77 | Tim TRAMNITZ | 36.502 | 77 | Tim TRAMNITZ | 49.975 | 2 | 77 | Tim TRAMNITZ | 1:59.287 | 1:59.287 | 2 |
| 3 | 77 | Tim TRAMNITZ | 32.810 | 34 | Martinius STENSHORNE | 36.525 | 34 | Martinius STENSHORNE | 50.016 | 3 | 19 | Esteban MASSON | 1:59.436 | 1:59.567 | 3 |
| 4 | 43 | Owen | 32.827 | 19 | Esteban MASSON | 36.568 | 43 | Owen | 50.071 | 4 | 26 | Victor BERNIER | 1:59.525 | 1:59.573 | 4 |
| 5 | 26 | Victor BERNIER | 32.880 | 64 | Maya WEUG | 36.604 | 64 | Maya WEUG | 50.114 | 5 | 8 | Rafael CAMARA | 1:59.590 | 1:59.601 | 5 |
| 6 | 8 | Rafael CAMARA | 32.898 | 47 | Nikhil BOHRA | 36.630 | 85 | Macéo CAPIETTO | 50.166 | 6 | 43 | Owen | 1:59.605 | 1:59.777 | 8 |
| 7 | 85 | Macéo CAPIETTO | 32.927 | 13 | Joshua DUFEK | 36.657 | 19 | Esteban MASSON | 50.176 | 7 | 64 | Maya WEUG | 1:59.661 | 1:59.749 | 6 |
| 8 | 47 | Nikhil BOHRA | 32.942 | 88 | Matias ZAGAZETA | 36.693 | 47 | Nikhil BOHRA | 50.194 | 8 | 47 | Nikhil BOHRA | 1:59.766 | 1:59.766 | 7 |
| 9 | 64 | Maya WEUG | 32.943 | 43 | Owen | 36.707 | 4 | Roman BILINSKI | 50.228 | 9 | 85 | Macéo CAPIETTO | 1:59.872 | 2:00.436 | 13 |
| 10 | 13 | Joshua DUFEK | 32.957 | 26 | Victor BERNIER | 36.757 | 88 | Matias ZAGAZETA | 50.255 | 10 | 88 | Matias ZAGAZETA | 1:59.941 | 2:00.058 | 10 |
| 11 | 4 | Roman BILINSKI | 32.991 | 85 | Macéo CAPIETTO | 36.779 | 8 | Rafael CAMARA | 50.263 | 11 | 4 | Roman BILINSKI | 2:00.006 | 2:00.006 | 9 |
| 12 | 88 | Matias ZAGAZETA | 32.993 | 4 | Roman BILINSKI | 36.787 | 68 | Niels KOOLEN | 50.419 | 12 | 13 | Joshua DUFEK | 2:00.109 | 2:00.195 | 11 |
| 13 | 21 | Kirill SMAL | 33.016 | 21 | Kirill SMAL | 36.856 | 21 | Kirill SMAL | 50.459 | 13 | 21 | Kirill SMAL | 2:00.331 | 2:00.369 | 12 |
| 14 | 29 | Enzo SCIONTI | 33.141 | 68 | Niels KOOLEN | 36.908 | 13 | Joshua DUFEK | 50.495 | 14 | 68 | Niels KOOLEN | 2:00.795 | 2:00.795 | 14 |
| 15 | 99 | Giovanni MASCHIO | 33.226 | 99 | Giovanni MASCHIO | 36.995 | 23 | Ivan KLYMENKO | 50.604 | 15 | 99 | Giovanni MASCHIO | 2:00.836 | 2:00.836 | 15 |
| 16 | 68 | Niels KOOLEN | 33.468 | 29 | Enzo SCIONTI | 37.110 | 99 | Giovanni MASCHIO | 50.615 | 16 | 29 | Enzo SCIONTI | 2:01.024 | 2:01.024 | 16 |
| 17 | 23 | Ivan KLYMENKO | 33.497 | 23 | Ivan KLYMENKO | 37.296 | 29 | Enzo SCIONTI | 50.773 | 17 | 23 | Ivan KLYMENKO | 2:01.397 | 2:01.455 | 17 |





























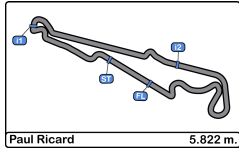
Paul Ricard
Formula Regional Championship by Alpine
Qualifying 1 - Group A
Best 5 Lap Times

| Cls | N° | Driver | Nat | Cat | Cls | Team | Nat | Vehicle | Best 1 | | Best 2 | | Best 3 | | Best 4 | | Best 5 | |
|-----|----|------------------|---|-----|-----|------------------|---|----------------|----------|-----|----------|-----|----------|-----|----------|-----|----------|-----|
| | | | | | | | | | Time | Lap | Time | Lap | Time | Lap | Time | Lap | Time | Lap |
| 1 | 34 | Martinius |  | R | 1 | R-ACE GP |  | Formula Alpine | 1:59.176 | 7 | 1:59.584 | 5 | 2:00.671 | 4 | 2:10.375 | 3 | 2:10.842 | 6 |
| 2 | 77 | Tim TRAMNITZ |  | | | R-ACE GP |  | Formula Alpine | 1:59.287 | 7 | 1:59.554 | 5 | 2:00.314 | 4 | 2:11.040 | 6 | 2:13.564 | 3 |
| 3 | 19 | Esteban MASSON |  | | | SAINTELOC RACING |  | Formula Alpine | 1:59.567 | 7 | 1:59.845 | 5 | 2:00.181 | 4 | 2:07.247 | 3 | 2:09.313 | 6 |
| 4 | 26 | Victor BERNIER |  | | | MP MOTORSPORT |  | Formula Alpine | 1:59.573 | 5 | 2:00.051 | 4 | 2:01.573 | 7 | 2:09.416 | 3 | 2:12.688 | 6 |
| 5 | 8 | Rafael CAMARA |  | | | PREMA RACING |  | Formula Alpine | 1:59.601 | 7 | 1:59.775 | 5 | 2:00.835 | 4 | 2:09.898 | 6 | 2:11.357 | 3 |
| 6 | 64 | Maya WEUG |  | R | 2 | KIC MOTORSPORT |  | Formula Alpine | 1:59.749 | 7 | 1:59.939 | 5 | 2:01.236 | 4 | 2:09.814 | 6 | 2:11.582 | 3 |
| 7 | 47 | Nikhil BOHRA |  | | | TRIDENT |  | Formula Alpine | 1:59.766 | 7 | 2:00.265 | 5 | 2:02.226 | 4 | 2:12.491 | 6 | 2:16.553 | 2 |
| 8 | 43 | Owen |  | | | TRIDENT |  | Formula Alpine | 1:59.777 | 7 | 1:59.827 | 5 | 2:01.723 | 4 | 2:08.509 | 6 | 2:16.518 | 2 |
| 9 | 4 | Roman BILINSKI |  | | | TRIDENT |  | Formula Alpine | 2:00.006 | 7 | 2:00.750 | 5 | 2:01.568 | 4 | 2:09.512 | 6 | 2:15.377 | 2 |
| 10 | 88 | Matias ZAGAZETA |  | | | R-ACE GP |  | Formula Alpine | 2:00.058 | 5 | 2:00.911 | 7 | 2:02.482 | 4 | 2:09.518 | 6 | 2:16.591 | 3 |
| 11 | 13 | Joshua DUFEK |  | | | VAN AMERSFOORT |  | Formula Alpine | 2:00.195 | 7 | 2:00.500 | 5 | 2:00.560 | 4 | 2:09.286 | 6 | 2:10.854 | 3 |
| 12 | 21 | Kirill SMAL |  | R | 3 | MONOLITE RACING |  | Formula Alpine | 2:00.369 | 5 | 2:00.425 | 7 | 2:00.923 | 4 | 2:10.722 | 3 | 2:15.550 | 2 |
| 13 | 85 | Macéo CAPIETTO |  | | | RPM |  | Formula Alpine | 2:00.436 | 5 | 2:01.243 | 7 | 2:09.977 | 6 | 2:10.092 | 3 | 2:23.195 | 2 |
| 14 | 68 | Niels KOOLEN |  | | | VAN AMERSFOORT |  | Formula Alpine | 2:00.795 | 7 | 2:02.227 | 5 | 2:10.878 | 3 | 2:11.396 | 6 | 2:17.385 | 2 |
| 15 | 99 | Giovanni MASCHIO |  | | | MONOLITE RACING |  | Formula Alpine | 2:00.836 | 7 | 2:01.309 | 5 | 2:10.709 | 3 | 2:15.306 | 2 | 2:26.918 | 6 |
| 16 | 29 | Enzo SCIONTI |  | | | MONOLITE RACING |  | Formula Alpine | 2:01.024 | 7 | 2:01.243 | 4 | 2:03.416 | 5 | 2:11.268 | 6 | 2:14.150 | 3 |
| 17 | 23 | Ivan KLYMENKO |  | R | 4 | KIC MOTORSPORT |  | Formula Alpine | 2:01.455 | 7 | 2:01.559 | 5 | 2:02.387 | 4 | 2:11.214 | 3 | 2:16.895 | 6 |



Paul Ricard
Formula Regional Championship by Alpine
Qualifying 1 - Group A
Best 5 Top Speeds

| Clas | Nº | Driver | Nat | Cat | Cls | Team | Nat | Vehicle | Top 1 | | Top 2 | | Top 3 | | Top 4 | | Top 5 | | Avg |
|------|----|------------------|---|-----|-----|------------------|---|----------------|-------|-----|-------|-----|-------|-----|-------|-----|-------|-----|-------|
| | | | | | | | | | Km/h | Lap | Km/h | Lap | Km/h | Lap | Km/h | Lap | Km/h | Lap | |
| 1 | 8 | Rafael CAMARA |  | | | PREMA RACING |  | Formula Alpine | 234.2 | 6 | 233.2 | 7 | 232.7 | 5 | 231.7 | 4 | 228.3 | 3 | 232.0 |
| 2 | 99 | Giovanni MASCHIO |  | | | MONOLITE RACING |  | Formula Alpine | 234.2 | 7 | 232.2 | 8 | 231.2 | 4 | 231.2 | 6 | 229.7 | 5 | 231.7 |
| 3 | 43 | Owen |  | | | TRIDENT |  | Formula Alpine | 233.2 | 7 | 232.7 | 5 | 232.2 | 8 | 231.7 | 4 | 230.2 | 3 | 232.0 |
| 4 | 85 | Macéo CAPIETTO |  | | | RPM |  | Formula Alpine | 233.2 | 4 | 233.2 | 5 | 233.2 | 6 | 233.2 | 7 | 231.7 | 8 | 232.9 |
| 5 | 23 | Ivan KLYMENKO |  | R | 1 | KIC MOTORSPORT |  | Formula Alpine | 232.7 | 5 | 230.7 | 4 | 229.7 | 7 | 229.2 | 3 | 228.3 | 8 | 230.1 |
| 6 | 47 | Nikhil BOHRA |  | | | TRIDENT |  | Formula Alpine | 232.7 | 4 | 232.7 | 7 | 232.7 | 8 | 232.2 | 5 | 231.2 | 6 | 232.3 |
| 7 | 64 | Maya WEUG |  | R | 2 | KIC MOTORSPORT |  | Formula Alpine | 232.7 | 4 | 232.2 | 6 | 232.2 | 7 | 231.2 | 5 | 227.8 | 3 | 231.2 |
| 8 | 68 | Niels KOOLEN |  | | | VAN AMERSFOORT |  | Formula Alpine | 232.7 | 7 | 230.7 | 6 | 230.2 | 4 | 229.2 | 5 | 224.5 | 8 | 229.5 |
| 9 | 13 | Joshua DUFEK |  | | | VAN AMERSFOORT |  | Formula Alpine | 232.2 | 4 | 232.2 | 7 | 231.2 | 5 | 231.2 | 6 | 222.2 | 3 | 229.8 |
| 10 | 21 | Kirill SMAL |  | R | 3 | MONOLITE RACING |  | Formula Alpine | 232.2 | 5 | 231.7 | 4 | 231.7 | 7 | 230.2 | 8 | 225.0 | 2 | 230.2 |
| 11 | 29 | Enzo SCIONTI |  | | | MONOLITE RACING |  | Formula Alpine | 232.2 | 5 | 230.2 | 4 | 229.7 | 7 | 227.3 | 6 | 227.3 | 8 | 229.4 |
| 12 | 4 | Roman BILINSKI |  | | | TRIDENT |  | Formula Alpine | 231.7 | 4 | 231.7 | 5 | 231.7 | 7 | 228.3 | 6 | 219.0 | 3 | 228.5 |
| 13 | 34 | Martinius |  | R | 4 | R-ACE GP |  | Formula Alpine | 231.7 | 7 | 231.2 | 5 | 230.2 | 4 | 226.4 | 8 | 225.4 | 6 | 229.0 |
| 14 | 77 | Tim TRAMNITZ |  | | | R-ACE GP |  | Formula Alpine | 231.7 | 7 | 231.2 | 4 | 231.2 | 5 | 230.7 | 6 | 229.2 | 8 | 230.8 |
| 15 | 19 | Esteban MASSON |  | | | SAINTELOC RACING |  | Formula Alpine | 230.7 | 5 | 230.2 | 7 | 229.7 | 4 | 227.8 | 8 | 227.3 | 3 | 229.2 |
| 16 | 26 | Victor BERNIER |  | | | MP MOTORSPORT |  | Formula Alpine | 230.7 | 7 | 230.2 | 5 | 229.7 | 4 | 228.8 | 6 | 224.5 | 3 | 228.8 |
| 17 | 88 | Matias ZAGAZETA |  | | | R-ACE GP |  | Formula Alpine | 230.2 | 5 | 230.2 | 6 | 229.7 | 7 | 229.7 | 8 | 229.2 | 4 | 229.8 |



























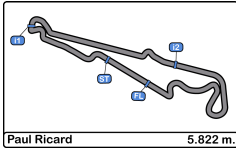
Paul Ricard

Formula Regional Championship by Alpine

Qualifying 1 - Group A

Fastest Laps Sequence

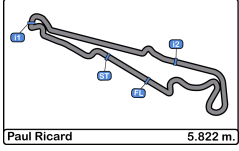
| Lap | Time of Day | Session Time | N° Driver | Nat | Cat | Team | Nat | Vehicle | Time | Km/h |
|-----|-------------|--------------|---------------------|---|-----|-------------------|---|--------------------|----------|-------|
| 2 | 9:45:04.817 | 5:04.817 | 21 Kirill SMAL |  | KCZ | R MONOLITE RACING |  | ITA Formula Alpine | 2:15.550 | 154.6 |
| 2 | 9:45:05.884 | 5:05.884 | 99 Giovanni MASCHIO |  | ITA | MONOLITE RACING |  | ITA Formula Alpine | 2:15.306 | 154.9 |
| 3 | 9:47:15.539 | 7:15.539 | 21 Kirill SMAL |  | KCZ | R MONOLITE RACING |  | ITA Formula Alpine | 2:10.722 | 160.3 |
| 3 | 9:47:16.593 | 7:16.593 | 99 Giovanni MASCHIO |  | ITA | MONOLITE RACING |  | ITA Formula Alpine | 2:10.709 | 160.3 |
| 3 | 9:47:37.018 | 7:37.018 | 19 Esteban MASSON |  | FRA | SAINTELOC RACING |  | FRA Formula Alpine | 2:07.247 | 164.7 |
| 4 | 9:49:16.462 | 9:16.462 | 21 Kirill SMAL |  | KCZ | R MONOLITE RACING |  | ITA Formula Alpine | 2:00.923 | 173.3 |
| 4 | 9:49:37.199 | 9:37.199 | 19 Esteban MASSON |  | FRA | SAINTELOC RACING |  | FRA Formula Alpine | 2:00.181 | 174.3 |
| 4 | 9:49:41.084 | 9:41.084 | 26 Victor BERNIER |  | FRA | MP MOTORSPORT |  | NLD Formula Alpine | 2:00.051 | 174.5 |
| 5 | 9:51:37.044 | 11:37.044 | 19 Esteban MASSON |  | FRA | SAINTELOC RACING |  | FRA Formula Alpine | 1:59.845 | 174.8 |
| 5 | 9:51:40.657 | 11:40.657 | 26 Victor BERNIER |  | FRA | MP MOTORSPORT |  | NLD Formula Alpine | 1:59.573 | 175.2 |
| 5 | 9:52:19.438 | 12:19.438 | 77 Tim TRAMNITZ |  | DEU | R-ACE GP |  | FRA Formula Alpine | 1:59.554 | 175.3 |
| 7 | 9:56:22.413 | 16:22.413 | 34 Martinus |  | NOR | R R-ACE GP |  | FRA Formula Alpine | 1:59.176 | 175.8 |



Paul Ricard
Formula Regional Championship by Alpine
Qualifying 1 - Group A
Event Best Maximum Speed

| N° | Driver | Nat | Cat | Clas | Team | Nat | Vehicle | Km/h | Session |
|----|--------------------|---|-----|------|------------------|---|----------------|-------|------------------------|
| 10 | Joshua DURKSEN |  | RYV | | ARDEN |  | Formula Alpine | 235.2 | Collective Test 2 |
| 8 | Rafael CAMARA |  | BRA | | PREMA RACING |  | Formula Alpine | 234.2 | Qualifying 1 - Group A |
| 99 | Giovanni MASCHIO |  | ITA | | MONOLITE RACING |  | Formula Alpine | 234.2 | Qualifying 1 - Group A |
| 3 | Alessandro GIUSTI |  | FRA | R 1 | G4 RACING |  | Formula Alpine | 233.7 | Collective Test 1 |
| 73 | Emerson FITTIPALDI |  | BRA | R 2 | SAINTELOC RACING |  | Formula Alpine | 233.2 | Collective Test 1 |
| 5 | Tom LEBBON |  | GBR | R 3 | ARDEN |  | Formula Alpine | 233.2 | Collective Test 1 |
| 65 | Santiago RAMOS |  | MEX | | RPM |  | Formula Alpine | 233.2 | Collective Test 1 |
| 19 | Esteban MASSON |  | FRA | | SAINTELOC RACING |  | Formula Alpine | 233.2 | Collective Test 2 |
| 15 | Sami |  | FRA | | MP MOTORSPORT |  | Formula Alpine | 233.2 | Collective Test 2 |
| 85 | Macéo CAPIETTO |  | FRA | | RPM |  | Formula Alpine | 233.2 | Qualifying 1 - Group A |
| 43 | Owen |  | FRA | | TRIDENT |  | Formula Alpine | 233.2 | Qualifying 1 - Group A |
| 25 | Marcus AMAND |  | FRA | R 4 | ART GRAND PRIX |  | Formula Alpine | 232.7 | Collective Test 2 |
| 64 | Maya WEUG |  | NLD | R 5 | KIC MOTORSPORT |  | Formula Alpine | 232.7 | Qualifying 1 - Group A |
| 23 | Ivan KLYMENKO |  | UKR | R 6 | KIC MOTORSPORT |  | Formula Alpine | 232.7 | Qualifying 1 - Group A |
| 68 | Niels KOOLEN |  | NLD | | VAN AMERSFOORT |  | Formula Alpine | 232.7 | Qualifying 1 - Group A |
| 47 | Nikhil BOHRA |  | USA | | TRIDENT |  | Formula Alpine | 232.7 | Qualifying 1 - Group A |
| 33 | Lucas MEDINA |  | COL | R 7 | SAINTELOC RACING |  | Formula Alpine | 232.2 | Collective Test 1 |
| 34 | Martinius |  | NOR | R 8 | R-ACE GP |  | Formula Alpine | 232.2 | Collective Test 1 |
| 30 | Michael BELOV |  | KGZ | | G4 RACING |  | Formula Alpine | 232.2 | Collective Test 1 |
| 21 | Kirill SMAL |  | KGZ | R 9 | MONOLITE RACING |  | Formula Alpine | 232.2 | Collective Test 1 |
| 27 | Kas HAVERKORT |  | NLD | | VAN AMERSFOORT |  | Formula Alpine | 232.2 | Collective Test 1 |
| 77 | Tim TRAMNITZ |  | DEU | | R-ACE GP |  | Formula Alpine | 232.2 | Collective Test 1 |
| 26 | Victor BERNIER |  | FRA | | MP MOTORSPORT |  | Formula Alpine | 232.2 | Collective Test 2 |
| 13 | Joshua DUFEK |  | CHE | | VAN AMERSFOORT |  | Formula Alpine | 232.2 | Qualifying 1 - Group A |
| 29 | Enzo SCIONTI |  | USA | | MONOLITE RACING |  | Formula Alpine | 232.2 | Qualifying 1 - Group A |
| 18 | Laurens VAN |  | NLD | | ART GRAND PRIX |  | Formula Alpine | 231.7 | Collective Test 1 |
| 9 | Charlie WURZ |  | AUT | | ART GRAND PRIX |  | Formula Alpine | 231.7 | Collective Test 2 |
| 4 | Roman BILINSKI |  | POL | | TRIDENT |  | Formula Alpine | 231.7 | Qualifying 1 - Group A |
| 7 | Lorenzo FLUXA |  | ESP | | PREMA RACING |  | Formula Alpine | 231.2 | Collective Test 1 |
| 12 | Andrea Kimi |  | ITA | | PREMA RACING |  | Formula Alpine | 230.7 | Collective Test 1 |
| 28 | Pierre - Alexandre |  | LUX | R 10 | G4 RACING |  | Formula Alpine | 230.2 | Collective Test 1 |
| 88 | Matias ZAGAZETA |  | PER | | R-ACE GP |  | Formula Alpine | 230.2 | Qualifying 1 - Group A |
| 11 | Levente REVESZ |  | HUN | | ARDEN |  | Formula Alpine | 228.8 | Collective Test 1 |

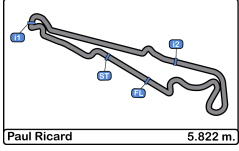
ALPINE



Paul Ricard
Formula Regional Championship by Alpine
Qualifying 1 - Group A
Pit Stop Analysis

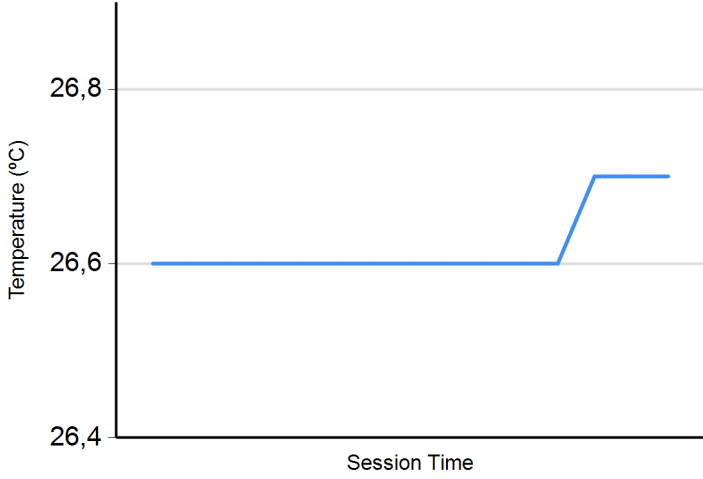
Paul Ricard 5.822 m.



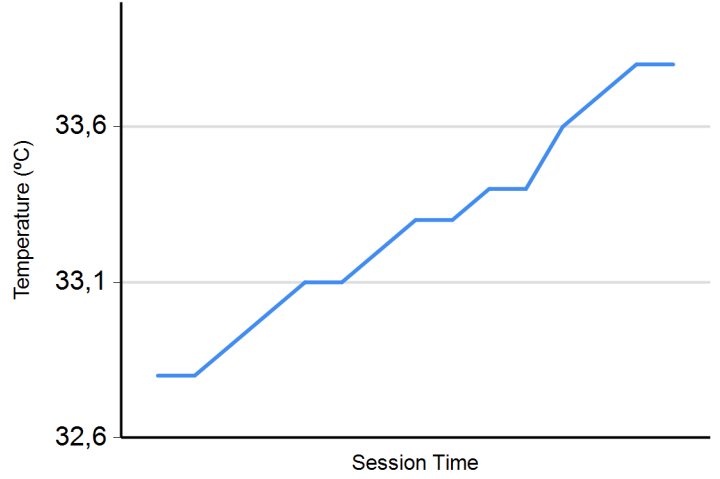


Paul Ricard
Formula Regional Championship by Alpine
Qualifying 1 - Group A
Weather Report

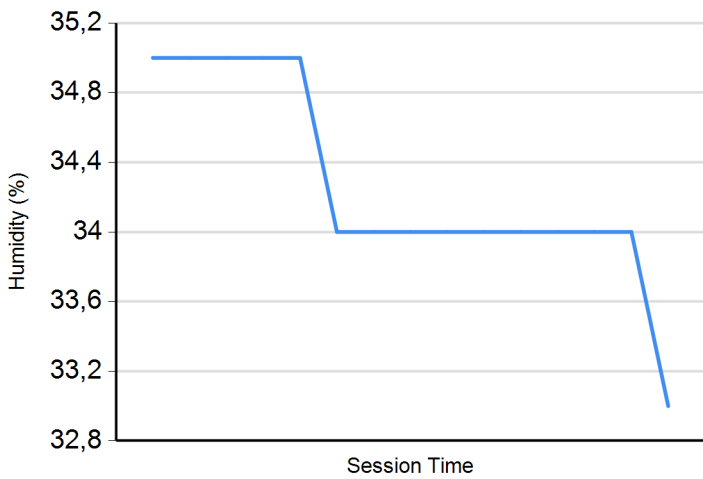
Air Temperature



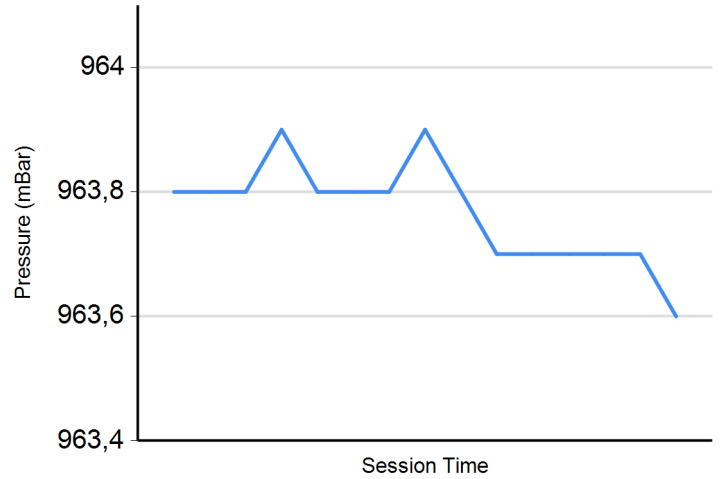
Track Temperature



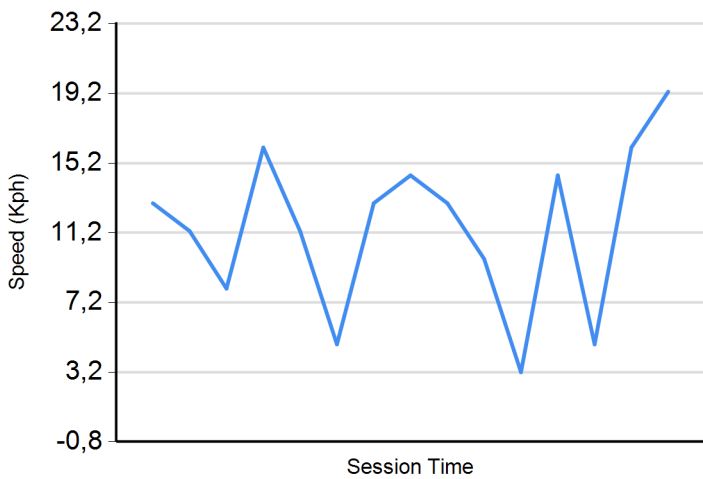
Humidity



Pressure



Wind Speed



Wind direction

North = 0°/360° Est = 90° South = 180° West = 270°

