

Paul Ricard
Formula Regional Championship by Alpine
Collective Test 1
Provisional Results

Clas	Nº	Driver	Nat	Cat	Clas	Team	Nat	Vehicle	Laps	Best	Time	Gap	Interval	Km/h
1	65	Santiago RAMOS	MEX			RPM	ITA	Formula Alpine	21	20	1:59.744			175.0
2	27	Kas HAVERKORT	NLD			VAN AMERSFOORT	NLD	Formula Alpine	19	18	2:00.080	0.336	0.336	174.5
3	85	Macéo CAPIETTO	FRA			RPM	ITA	Formula Alpine	21	18	2:00.106	0.362	0.026	174.5
4	77	Tim TRAMNITZ	DEU			R-ACE GP	FRA	Formula Alpine	19	15	2:00.237	0.493	0.131	174.3
5	8	Rafael CAMARA	BRA			PREMA RACING	ITA	Formula Alpine	17	16	2:00.311	0.567	0.074	174.2
6	26	Victor BERNIER	FRA			MP MOTORSPORT	NLD	Formula Alpine	17	14	2:00.344	0.600	0.033	174.1
7	15	Sami MEGUETOUNIF	FRA			MP MOTORSPORT	NLD	Formula Alpine	17	15	2:00.383	0.639	0.039	174.1
8	34	Martinius STENSHORNE	NOR	R	1	R-ACE GP	FRA	Formula Alpine	19	18	2:00.541	0.797	0.158	173.8
9	12	Andrea Kimi ANTONELLI	ITA			PREMA RACING	ITA	Formula Alpine	18	17	2:00.554	0.810	0.013	173.8
10	3	Alessandro GIUSTI	FRA	R	2	G4 RACING	CHE	Formula Alpine	18	15	2:00.556	0.812	0.002	173.8
11	19	Esteban MASSON	FRA			SAINTELOC RACING	FRA	Formula Alpine	21	15	2:00.629	0.885	0.073	173.7
12	10	Joshua DURKSEN	GBR			ARDEN	GBR	Formula Alpine	20	19	2:00.687	0.943	0.058	173.6
13	47	Nikhil BOHRA	USA			TRIDENT	ITA	Formula Alpine	19	18	2:00.756	1.012	0.069	173.5
14	18	Laurens VAN HOEPEN	NLD			ART GRAND PRIX	FRA	Formula Alpine	21	17	2:00.763	1.019	0.007	173.5
15	5	Tom LEBBON	GBR	R	3	ARDEN	GBR	Formula Alpine	18	16	2:00.873	1.129	0.110	173.3
16	4	Roman BILINSKI	POL			TRIDENT	ITA	Formula Alpine	20	19	2:00.961	1.217	0.088	173.2
17	88	Matias ZAGAZETA	PER			R-ACE GP	FRA	Formula Alpine	20	19	2:01.003	1.259	0.042	173.2
18	43	Owen TANGAVELOU	FRA			TRIDENT	ITA	Formula Alpine	20	19	2:01.011	1.267	0.008	173.2
19	64	Maya WEUG	NLD	R	4	KIC MOTORSPORT	FIN	Formula Alpine	20	19	2:01.072	1.328	0.061	173.1
20	30	Michael BELOV	KGZ			G4 RACING	CHE	Formula Alpine	21	16	2:01.105	1.361	0.033	173.0
21	25	Marcus AMAND	FRA	R	5	ART GRAND PRIX	FRA	Formula Alpine	18	14	2:01.180	1.436	0.075	172.9
22	7	Lorenzo FLUXA	ESP			PREMA RACING	ITA	Formula Alpine	17	14	2:01.199	1.455	0.019	172.9
23	9	Charlie WURZ	AUT			ART GRAND PRIX	FRA	Formula Alpine	19	17	2:01.260	1.516	0.061	172.8
24	21	Kirill SMAL	KGZ	R	6	MONOLITE RACING	ITA	Formula Alpine	15	11	2:01.452	1.708	0.192	172.5
25	11	Levente REVESZ	HUN			ARDEN	GBR	Formula Alpine	20	19	2:01.470	1.726	0.018	172.5
26	73	Emerson FITTIPALDI Jr.	BRA	R	7	SAINTELOC RACING	FRA	Formula Alpine	21	19	2:01.625	1.881	0.155	172.3
27	33	Lucas MEDINA	COL	R	8	SAINTELOC RACING	FRA	Formula Alpine	18	14	2:01.643	1.899	0.018	172.3
28	28	Pierre - Alexandre PROVOST	LUX	R	9	G4 RACING	CHE	Formula Alpine	17	13	2:02.166	2.422	0.523	171.5
29	68	Niels KOOLEN	NLD			VAN AMERSFOORT	NLD	Formula Alpine	19	17	2:02.498	2.754	0.332	171.0
30	13	Joshua DUFEK	CHE			VAN AMERSFOORT	NLD	Formula Alpine	6	5	2:02.561	2.817	0.063	171.0
31	29	Enzo SCIONTI	USA			MONOLITE RACING	ITA	Formula Alpine	17	15	2:02.649	2.905	0.088	170.8
32	23	Ivan KLYMENKO	UKR	R	10	KIC MOTORSPORT	FIN	Formula Alpine	21	17	2:03.120	3.376	0.471	170.2
33	99	Giovanni MASCHIO	ITA			MONOLITE RACING	ITA	Formula Alpine	15	11	2:03.488	3.744	0.368	169.7

* PENALTIES


CARS #3 - #4 - #7 - #13 - #28 - #33 - #47 SOME LAP TIMES DELETED DUE TRACK LIMITS

Published at:.....

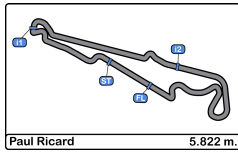
Track Temp: 48.7 °C Air Temp: 30.4 °C Humidity: 36 % Track Status: DRY

Race Director:

Timekeeper:



Luis Garcia
JOB-1605-ESP/M



Paul Ricard
Formula Regional Championship by Alpine
Collective Test 1
Provisional Results by Category

Rookie														
Clas	Nº	Driver	Nat	Cat	Clas	Team	Nat	Vehicle	Laps	Best	Time	Gap	Interval	Km/h
1	34	Martinius STENSHORNE		R	1	R-ACE GP		Formula Alpine	19	18	2:00.541			173.8
2	3	Alessandro GIUSTI		R	2	G4 RACING		Formula Alpine	18	15	2:00.556	0.015	0.015	173.8
3	5	Tom LEBBON		R	3	ARDEN		Formula Alpine	18	16	2:00.873	0.332	0.317	173.3
4	64	Maya WEUG		R	4	KIC MOTORSPORT		Formula Alpine	20	19	2:01.072	0.531	0.199	173.1
5	25	Marcus AMAND		R	5	ART GRAND PRIX		Formula Alpine	18	14	2:01.180	0.639	0.108	172.9
6	21	Kirill SMAL		R	6	MONOLITE RACING		Formula Alpine	15	11	2:01.452	0.911	0.272	172.5
7	73	Emerson FITTIPALDI Jr.		R	7	SAINTELOC RACING		Formula Alpine	21	19	2:01.625	1.084	0.173	172.3
8	33	Lucas MEDINA		R	8	SAINTELOC RACING		Formula Alpine	18	14	2:01.643	1.102	0.018	172.3
9	28	Pierre - Alexandre PROVOST		R	9	G4 RACING		Formula Alpine	17	13	2:02.166	1.625	0.523	171.5
10	23	Ivan KLYMENKO		R	10	KIC MOTORSPORT		Formula Alpine	21	17	2:03.120	2.579	0.954	170.2
Clas	Nº	Driver	Nat	Cat	Clas	Team	Nat	Vehicle	Laps	Best	Time	Gap	Interval	Km/h
1	65	Santiago RAMOS				RPM		Formula Alpine	21	20	1:59.744			175.0
2	27	Kas HAVERKORT				VAN AMERSFOORT		Formula Alpine	19	18	2:00.080	0.336	0.336	174.5
3	85	Macéo CAPIETTO				RPM		Formula Alpine	21	18	2:00.106	0.362	0.026	174.5
4	77	Tim TRAMNITZ				R-ACE GP		Formula Alpine	19	15	2:00.237	0.493	0.131	174.3
5	8	Rafael CAMARA				PREMA RACING		Formula Alpine	17	16	2:00.311	0.567	0.074	174.2
6	26	Victor BERNIER				MP MOTORSPORT		Formula Alpine	17	14	2:00.344	0.600	0.033	174.1
7	15	Sami MEGUETOUNIF				MP MOTORSPORT		Formula Alpine	17	15	2:00.383	0.639	0.039	174.1
8	12	Andrea Kimi ANTONELLI				PREMA RACING		Formula Alpine	18	17	2:00.554	0.810	0.171	173.8
9	19	Esteban MASSON				SAINTELOC RACING		Formula Alpine	21	15	2:00.629	0.885	0.075	173.7
10	10	Joshua DURKSEN				ARDEN		Formula Alpine	20	19	2:00.687	0.943	0.058	173.6
11	47	Nikhil BOHRA				TRIDENT		Formula Alpine	19	18	2:00.756	1.012	0.069	173.5
12	18	Laurens VAN HOEPEN				ART GRAND PRIX		Formula Alpine	21	17	2:00.763	1.019	0.007	173.5
13	4	Roman BILINSKI				TRIDENT		Formula Alpine	20	19	2:00.961	1.217	0.198	173.2
14	88	Matias ZAGAZETA				R-ACE GP		Formula Alpine	20	19	2:01.003	1.259	0.042	173.2
15	43	Owen TANGAVELOU				TRIDENT		Formula Alpine	20	19	2:01.011	1.267	0.008	173.2
16	30	Michael BELOV				G4 RACING		Formula Alpine	21	16	2:01.105	1.361	0.094	173.0
17	7	Lorenzo FLUXA				PREMA RACING		Formula Alpine	17	14	2:01.199	1.455	0.094	172.9
18	9	Charlie WURZ				ART GRAND PRIX		Formula Alpine	19	17	2:01.260	1.516	0.061	172.8
19	11	Levente REVESZ				ARDEN		Formula Alpine	20	19	2:01.470	1.726	0.210	172.5
20	68	Niels KOOLEN				VAN AMERSFOORT		Formula Alpine	19	17	2:02.498	2.754	1.028	171.0
21	13	Joshua DUFEK				VAN AMERSFOORT		Formula Alpine	6	5	2:02.561	2.817	0.063	171.0
22	29	Enzo SCIONTI				MONOLITE RACING		Formula Alpine	17	15	2:02.649	2.905	0.088	170.8
23	99	Giovanni MASCHIO				MONOLITE RACING		Formula Alpine	15	11	2:03.488	3.744	0.839	169.7

* PENALTIES

CARS #3 - #4 - #7 - #13 - #28 - #33 - #47 SOME LAP TIMES DELETED DUE TRACK LIMITS

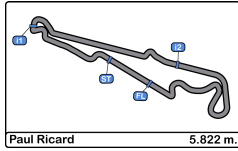
Published at:.....

Track Temp: 48.7 °C Air Temp: 30.4 °C Humidity: 36 % Track Status: DRY

Race Director:

Timekeeper:


 Luis Garcia
 JOB-1605-ESP/M



Paul Ricard
Formula Regional Championship by Alpine
Collective Test 1
Lap Analysis

Paul Ricard 5.822 m.

3

Alessandro GIUSTI

Formula Alpine 5

Tom LEBBON

Formula Alpine

Rookie

G4 RACING

Rookie

ARDEN

Lap	D	Time	Sector 1	Sector 2	Sector 3	T. Spd	Elapsed	Lap	D	Time	Sector 1	Sector 2	Sector 3	T. Spd	Elapsed
1		12:21:06.607 P	12:19:16.399	42.479	1:07.729	138.2	12:21:06.607	1		12:22:12.223	12:20:29.328	44.163	58.732	136.3	12:22:12.223
2		5:52.365	4:15.087	40.200	57.078	139.3	12:26:58.972	2		2:14.137	37.571	40.194	56.372	215.5	12:24:26.360
3		2:11.941	35.597	39.156	57.188	223.1	12:29:10.913	3		2:14.434	36.502	40.351	57.581	227.3	12:26:40.794
4		2:03.767	33.760	37.168	52.839	230.2	12:31:14.680	4		2:02.153	33.712	37.472	50.969	228.3	12:28:42.947
5		2:02.551	33.751	37.424	51.376	232.7	12:33:17.231	5		2:03.131	33.806	38.072	51.253	228.8	12:30:46.078
6		2:02.449	33.627	37.295	51.197	231.7	12:35:19.350	6		2:18.117	37.801	41.958	58.358	226.4	12:33:04.195
7		2:11.004	36.497	40.978	53.529	233.7	12:37:30.354	7		2:01.456	33.544	37.266	50.646	229.2	12:35:05.651
8		2:01.563	33.464	37.034	51.065	233.2	12:39:31.917	8		2:13.373	37.985	39.960	55.428	230.2	12:37:19.024
9		2:19.097 P	33.243	37.089	1:08.765	232.7	12:41:51.014	9		2:01.166	33.397	37.102	50.667	230.7	12:39:20.190
10		9:33.023	7:55.460	39.746	57.817	127.5	12:51:24.037	10		10:05.589 P	33.275	37.237	8:55.077	231.2	12:49:25.779
11		2:10.389	38.249	38.937	53.203	188.8	12:53:34.426	11		2:44.912	1:09.564	40.821	54.527	131.8	12:52:10.691
12		2:10.307	35.380	38.855	56.072	231.2	12:55:44.733	12		2:10.848	36.731	39.572	54.545	219.0	12:54:21.539
13		2:01.005	33.253	37.049	50.703	233.7	12:57:45.738	13		2:14.915	33.409	39.401	1:02.105	230.7	12:56:36.454
14		2:08.311	37.230	39.295	51.786	232.2	12:59:54.049	14		2:01.039	33.112	37.164	50.763	233.2	12:58:37.493
15		2:00.556	33.150	36.914	50.492	231.2	13:01:54.605	15		2:14.280	34.873	41.478	57.929	232.7	13:00:51.773
16		2:01.133	33.251	37.075	50.807	229.7	13:03:55.738	16		2:00.873	33.256	37.017	50.600	230.2	13:02:52.646
17		2:08.477	37.567	39.106	51.804	222.2	13:06:04.215	17		2:16.800	33.804	40.880	1:02.116	231.7	13:05:09.446
18		2:11.911 P	33.206	37.952	1:00.753	230.7	13:08:16.126	18		3:30.560 P	39.298	41.636	2:09.626	231.2	13:08:40.006

4

Roman BILINSKI

Formula Alpine 7

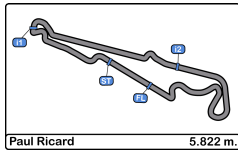
Lorenzo FLUXA

Formula Alpine

TRIDENT

PREMA RACING

Lap	D	Time	Sector 1	Sector 2	Sector 3	T. Spd	Elapsed	Lap	D	Time	Sector 1	Sector 2	Sector 3	T. Spd	Elapsed
1		12:22:04.389	12:20:16.350	46.077	1:01.962	123.0	12:22:04.389	1		12:21:32.763	12:19:44.118	46.117	1:02.528	133.0	12:21:32.763
2		4:48.871 P	37.906	40.113	3:30.852	194.2	12:26:53.260	2		2:19.510	39.890	42.292	57.328	183.3	12:23:52.273
3		2:37.341	1:02.776	38.151	56.414	128.2	12:29:30.601	3		2:23.460	37.302	42.060	1:04.098	215.1	12:26:15.733
4		2:02.857	33.992	37.526	51.339	227.3	12:31:33.458	4		2:03.443	34.295	37.576	51.572	227.3	12:28:19.176
5		2:02.252	33.790	37.443	51.019	228.8	12:33:35.710	5		2:02.326	33.789	37.277	51.260	227.3	12:30:21.502
6		2:02.174	33.644	37.447	51.083	226.8	12:35:37.884	6		2:18.695	40.398	43.120	55.177	216.0	12:32:40.197
7		2:03.908	34.398	37.518	51.992	229.7	12:37:41.792	7		2:01.804	33.702	37.253	50.849	229.7	12:34:42.001
8		2:01.825	33.354	37.272	51.199	228.3	12:39:43.617	8		2:16.447	39.255	43.690	53.502	225.4	12:36:58.448
9		2:02.097	33.345	37.444	51.308	228.8	12:41:45.714	9		2:01.643	33.663	37.084	50.896	229.2	12:39:00.091
10		2:01.693	33.474	37.212	51.007	226.8	12:43:47.407	10		2:47.827 P	33.479	37.416	1:06.932	230.2	12:41:17.918
11		2:01.990	33.621	37.243	51.126	228.3	12:45:49.397	11		11:19.185	9:34.999	44.545	59.641	133.8	12:52:37.103
12		7:41.652 P	33.952	37.711	6:29.989	227.8	12:53:31.049	12		2:16.653	38.664	41.015	56.974	190.1	12:54:53.756
13		3:02.783	1:19.760	42.417	1:00.606	129.8	12:56:33.832	13		2:13.549	38.225	41.660	53.664	188.4	12:57:07.305
14		2:11.937	37.595	39.829	54.513	214.2	12:58:45.769	14		2:01.199	33.359	37.080	50.760	230.7	12:59:08.504
15		2:01.323	33.405	37.043	50.875	228.8	13:00:47.092	15		2:08.785	33.413	40.886	54.486	231.2	13:01:17.289
16		2:16.448	38.556	42.452	55.440	229.2	13:03:03.540	16		2:01.286	33.324	37.120	50.842	229.2	13:03:18.575
17		2:04.997	33.313	37.164	54.520	227.8	13:05:08.537	17		2:14.808 P	33.200	37.144	1:04.464	229.2	13:05:33.383
18		2:16.825	38.708	40.623	57.494	210.1	13:07:25.362								
19		2:00.961	33.204	37.102	50.655	225.9	13:09:26.323								
20		2:36.827 P	40.560	45.409	1:10.858	205.7	13:12:03.150								



Paul Ricard
Formula Regional Championship by Alpine
Collective Test 1
Lap Analysis

8

Rafael CAMARA

Formula Alpine 10

Joshua DURKSEN

Formula Alpine

PREMA RACING

ARDEN

Lap	D	Time	Sector 1	Sector 2	Sector 3	T. Spd	Elapsed	Lap	D	Time	Sector 1	Sector 2	Sector 3	T. Spd	Elapsed
1		12:22:48.822	12:20:59.838	46.850	1:02.134	129.0	12:22:48.822	1		12:22:09.806	12:20:27.231	44.219	58.356	127.5	12:22:09.806
2		2:14.092	37.517	40.633	55.942	206.5	12:25:02.914	2		2:14.772	38.118	40.792	55.862	206.1	12:24:24.578
3		2:07.611	35.977	39.061	52.573	226.4	12:27:10.525	3		2:12.732	36.610	39.523	56.599	223.1	12:26:37.310
4		2:01.436	33.558	37.253	50.625	228.8	12:29:11.961	4		2:02.144	33.720	37.459	50.965	228.8	12:28:39.454
5		2:00.839	33.392	36.896	50.551	230.7	12:31:12.800	5		2:20.992	38.615	40.484	1:01.893	216.0	12:31:00.446
6		2:14.479	37.613	44.369	52.497	217.3	12:33:27.279	6		2:01.606	33.482	37.351	50.773	230.7	12:33:02.052
7		2:00.693	33.131	36.915	50.647	230.2	12:35:27.972	7		2:02.719	33.543	37.194	51.982	229.2	12:35:04.771
8		2:17.378 P	35.954	37.790	1:03.634	229.2	12:37:45.350	8		2:16.985	41.543	39.404	56.038	204.5	12:37:21.756
9		14:17.412	12:33.727	43.819	59.866	122.4	12:52:02.762	9		2:01.678	33.339	37.194	51.145	231.7	12:39:23.434
10		2:15.171	37.278	40.390	57.503	216.8	12:54:17.933	10		9:30.157 P	33.381	37.238	8:19.538	229.7	12:48:53.591
11		2:22.396	37.181	41.009	1:04.206	228.8	12:56:40.329	11		3:00.891	1:21.654	43.004	56.233	131.2	12:51:54.482
12		2:00.328	33.176	36.829	50.323	231.7	12:58:40.657	12		2:12.130	38.227	38.756	55.147	169.8	12:54:06.612
13		2:12.683	33.053	36.629	1:03.001	232.2	13:00:53.340	13		2:01.307	33.336	37.125	50.846	230.7	12:56:07.919
14		2:06.483	36.590	38.497	51.396	204.9	13:02:59.823	14		2:06.718	33.253	37.281	56.184	232.7	12:58:14.637
15		2:03.498	33.200	37.239	53.059	231.7	13:05:03.321	15		2:00.877	33.414	36.961	50.502	231.7	13:00:15.514
16		2:00.311	33.114	36.749	50.448	229.7	13:07:03.632	16		2:01.166	33.277	37.046	50.843	229.7	13:02:16.680
17		2:11.495 P	32.954	36.717	1:01.824	233.2	13:09:15.127	17		2:14.003	35.796	40.675	57.532	219.0	13:04:30.683

9

Charlie WURZ

Formula Alpine

ART GRAND PRIX

Lap	D	Time	Sector 1	Sector 2	Sector 3	T. Spd	Elapsed	Lap	D	Time	Sector 1	Sector 2	Sector 3	T. Spd	Elapsed
1		12:21:38.984	12:19:54.153	45.092	59.739	126.3	12:21:38.984	18		2:09.941		2:52.848	55.300	230.2	13:06:40.624
2		2:19.031	38.894	43.701	56.436	206.1	12:23:58.015	19		2:00.687	33.279	36.967	50.441	231.2	13:08:41.311
3		2:24.746	37.836	42.571	1:04.339	202.2	12:26:22.761	20		2:13.902 P	33.330	37.134	1:03.438	228.8	13:10:55.213
4		2:02.682	33.725	37.657	51.300	228.8	12:28:25.443	1		12:22:26.911	12:20:51.032	41.471	54.408	104.5	12:22:26.911
5		2:02.774	33.907	37.550	51.317	228.8	12:30:28.217	2		2:10.072	35.394	39.304	55.374	222.2	12:24:36.983
6		2:17.812	40.182	40.646	56.984	195.2	12:32:46.029	3		2:09.434	36.658	39.315	53.461	222.6	12:26:46.417
7		2:06.211	36.459	38.479	51.273	229.7	12:34:52.240	4		2:03.432	33.879	38.078	51.475	226.4	12:28:49.849
8		2:02.388	33.844	37.527	51.017	227.3	12:36:54.628	5		2:03.435	34.166	37.644	51.625	226.8	12:30:53.284
9		2:02.101	33.766	37.299	51.036	231.2	12:38:56.729	6		2:11.832	38.037	41.473	52.322	213.0	12:33:05.116
10		11:49.277 P	33.781	37.342	10:38.154	230.2	12:50:46.006	7		2:02.642	33.784	37.630	51.228	228.8	12:35:07.758
11		3:06.487	1:23.668	41.171	1:01.648	64.1	12:53:52.493	8		2:06.933	34.470	39.861	52.602	226.8	12:37:14.691
12		2:17.014	38.232	41.203	57.579	199.6	12:56:09.507	9		2:03.072	33.905	37.636	51.531	227.3	12:39:17.763
13		2:11.590	36.642	40.206	54.742	206.5	12:58:21.097	10		2:03.275	33.592	37.649	52.034	226.8	12:41:21.038
14		2:01.349	33.407	37.211	50.731	230.2	13:00:22.446	11		9:36.705 P	33.938	37.569	8:25.198	226.4	12:50:57.743
15		2:01.655	33.266	37.261	51.128	231.2	13:02:24.101	12		2:59.628	1:20.272	41.242	58.114	123.8	12:53:57.371
16		2:16.972	38.765	40.947	57.260	217.7	13:04:41.073	13		2:09.316	35.570	39.162	54.584	226.4	12:56:06.687
17		2:01.260	33.315	37.188	50.757	229.7	13:06:42.333	14		2:02.265	33.605	37.578	51.082	228.3	12:58:08.952
18		2:01.461	33.366	37.323	50.772	230.2	13:08:43.794	15		2:01.538	33.477	37.228	50.833	228.8	13:00:10.490
19		2:24.288 P	34.609	39.710	1:09.969	228.8	13:11:08.082	16		2:16.130	36.497	42.207	57.426	225.9	13:02:26.620

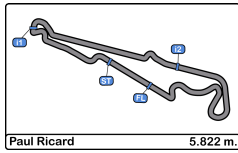
11

Levente REVESZ

Formula Alpine

ARDEN

Lap	D	Time	Sector 1	Sector 2	Sector 3	T. Spd	Elapsed	Lap	D	Time	Sector 1	Sector 2	Sector 3	T. Spd	Elapsed
1		12:22:26.911	12:20:51.032	41.471	54.408	104.5	12:22:26.911	17		2:01.550	33.524	37.276	50.750	227.8	13:04:28.170
2		2:10.072	35.394	39.304	55.374	222.2	12:24:36.983	18		2:06.467	35.029	38.822	52.616	228.3	13:06:34.637
3		2:09.434	36.658	39.315	53.461	222.6	12:26:46.417	19		2:01.470	33.542	37.268	50.660	225.4	13:08:36.107
4		2:03.432	33.879	38.078	51.475	226.4	12:28:49.849	20		2:11.777 P	33.932	37.206	1:00.639	226.8	13:10:47.884
5		2:03.435	34.166	37.644	51.625	226.8	12:30:53.284								
6		2:11.832	38.037	41.473	52.322	213.0	12:33:05.116								
7		2:02.642	33.784	37.630	51.228	228.8	12:35:07.758								
8		2:06.933	34.470	39.861	52.602	226.8	12:37:14.691								
9		2:03.072	33.905	37.636	51.531	227.3	12:39:17.763								
10		2:03.275	33.592	37.649	52.034	226.8	12:41:21.038								
11		9:36.705 P	33.938	37.569	8:25.198	226.4	12:50:57.743								
12		2:59.628	1:20.272	41.242	58.114	123.8	12:53:57.371								
13		2:09.316	35.570	39.162	54.584	226.4	12:56:06.687								
14		2:02.265	33.605	37.578	51.082	228.3	12:58:08.952								
15		2:01.538	33.477	37.228	50.833	228.8	13:00:10.490								
16		2:16.130	36.497	42.207	57.426	225.9	13:02:26.620								
17		2:01.550	33.524	37.276	50.750	227.8	13:04:28.170								
18		2:06.467	35.029	38.822	52.616	228.3	13:06:34.637								
19		2:01.470	33.542	37.268	50.660	225.4	13:08:36.107								
20		2:11.777 P	33.932	37.206	1:00.639	226.8	13:10:47.884								



Paul Ricard
Formula Regional Championship by Alpine
Collective Test 1
Lap Analysis

12

Andrea Kimi ANTONELLI

Formula Alpine

18

Laurens VAN HOEPEN

Formula Alpine

PREMA RACING

ART GRAND PRIX

Lap	D	Time	Sector 1	Sector 2	Sector 3	T. Spd	Elapsed	Lap	D	Time	Sector 1	Sector 2	Sector 3	T. Spd	Elapsed
1		12:22:21.008	12:20:36.976	43.564	1:00.468	132.6	12:22:21.008	1		12:21:36.891	12:19:54.701	43.224	58.966	131.7	12:21:36.891
2		2:15.313	38.289	40.245	56.779	198.5	12:24:36.321	2		2:17.809	38.443	41.625	57.741	196.3	12:23:54.700
3		2:15.000	36.799	41.940	56.261	213.4	12:26:51.321	3		2:24.265	37.088	43.532	1:03.645	212.5	12:26:18.965
4		2:02.489	34.037	37.351	51.101	227.8	12:28:53.810	4		2:02.720	34.144	37.481	51.095	228.8	12:28:21.685
5		2:02.359	33.682	37.298	51.379	227.8	12:30:56.169	5		2:02.028	33.636	37.364	51.028	229.7	12:30:23.713
6		2:25.580	45.974	46.949	52.657	229.7	12:33:21.749	6		2:18.946	39.901	42.580	56.465	228.8	12:32:42.659
7		2:01.345	33.316	37.177	50.852	228.3	12:35:23.094	7		2:01.377	33.403	37.210	50.764	229.7	12:34:44.036
8		2:30.810	37.534	48.181	1:05.095	229.2	12:37:53.904	8		2:17.833	39.020	43.324	55.489	229.7	12:37:01.869
9		2:01.117	33.191	37.129	50.797	229.2	12:39:55.021	9		2:01.567	33.603	37.210	50.754	229.7	12:39:03.436
10		2:11.920 P	33.292	37.170	1:01.458	229.7	12:42:06.941	10		2:01.432	33.386	37.185	50.861	229.7	12:41:04.868
11		9:13.470	7:33.563	42.359	57.548	84.7	12:51:20.411	11		2:14.087 P	33.604	37.234	1:03.249	228.8	12:43:18.955
12		2:11.589	37.686	39.545	54.358	208.8	12:53:32.000	12		7:23.164 P			8:26.413		12:50:42.119
13		2:08.189	35.843	39.040	53.306	223.1	12:55:40.189	13		2:43.341	1:03.858	42.210	57.273	138.6	12:53:25.460
14		2:00.866	33.162	37.114	50.590	229.7	12:57:41.055	14		2:20.188	38.668	45.165	56.355	196.3	12:55:45.648
15		2:00.868	33.143	36.975	50.750	230.7	12:59:41.923	15		2:09.335	35.921	39.663	53.751	211.7	12:57:54.983
16		2:30.770	42.197	46.611	1:01.962	176.7	13:02:12.693	16		2:00.887	33.229	36.958	50.700	228.8	12:59:55.870
17		2:00.554	33.128	36.883	50.543	229.2	13:04:13.247	17		2:00.763	33.212	36.994	50.557	231.7	13:01:56.633
18		2:12.729 P	33.114	36.905	1:02.710	229.7	13:06:25.976	18		2:19.793	38.812	42.589	58.392	224.5	13:04:16.426

13

Joshua DUFEK

Formula Alpine

VAN AMERSFOORT RACING

Lap	D	Time	Sector 1	Sector 2	Sector 3	T. Spd	Elapsed
1		12:59:51.793 P			12:59:51.793		12:59:51.793
2		3:03.655	1:15.809	47.536	1:00.310	62.0	13:02:55.448
3		2:44.679	39.843	40.473	54.363	189.8	13:05:10.127
4		2:06.422	34.816	38.780	52.826	221.7	13:07:16.549
5		2:02.561	33.792	37.376	51.393	226.8	13:09:19.110
6		2:13.955 P	33.766	37.331	1:02.858	227.8	13:11:33.065

15

Sami MEGUETOUNIF

Formula Alpine

MP MOTORSPORT

Lap	D	Time	Sector 1	Sector 2	Sector 3	T. Spd	Elapsed
1		12:22:06.303	12:20:18.777	45.194	1:02.332	117.6	12:22:06.303
2		2:17.286	38.478	40.467	58.341	219.9	12:24:23.589
3		2:04.533	34.266	37.370	52.897	228.8	12:26:28.122
4		2:01.911	33.961	37.231	50.719	228.3	12:28:30.033
5		2:21.331	38.799	41.480	1:01.052	216.8	12:30:51.364
6		2:01.354	33.557	37.136	50.661	230.2	12:32:52.718
7		2:22.849	37.749	43.013	1:02.087	224.5	12:35:15.567
8		2:03.675	33.485	37.153	53.037	228.3	12:37:19.242
9		11:22.283 P	38.720	37.045	10:06.518	134.6	12:48:41.525
10		3:00.327	1:19.454	42.848	58.025	134.4	12:51:41.852
11		2:14.450	37.118	39.391	57.941	217.7	12:53:56.302
12		2:05.990	33.899	38.014	54.077	231.7	12:56:02.292
13		2:00.551	33.061	37.009	50.481	231.7	12:58:02.843
14		2:15.310	38.946	40.457	55.907	218.6	13:00:18.153
15		2:00.383	33.205	36.875	50.303	230.2	13:02:18.536
16		2:17.993	37.295	41.955	58.743	228.8	13:04:36.529
17		3:47.748 P	33.142	36.982	2:37.624	229.7	13:08:24.277

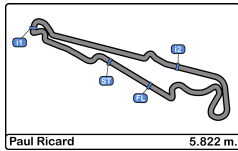
19

Esteban MASSON

Formula Alpine

SAINTELOC RACING

Lap	D	Time	Sector 1	Sector 2	Sector 3	T. Spd	Elapsed
1		12:21:06.430	12:19:25.216	43.081	58.133	123.9	12:21:06.430
2		2:09.108	36.797	38.698	53.613	223.1	12:23:15.538
3		2:12.607	36.400	37.900	58.307	224.0	12:25:28.145
4		2:03.569	34.238	37.808	51.523	228.3	12:27:31.714
5		2:13.718	35.954	39.389	58.375	227.3	12:29:45.432
6		2:02.164	33.955	37.260	50.949	227.8	12:31:47.596
7		2:01.551	33.476	37.257	50.818	229.2	12:33:49.147
8		2:13.627	38.480	42.025	53.122	213.8	12:36:02.774
9		2:01.931	33.374	37.268	51.289	228.8	12:38:04.705
10		2:11.049 P	33.720	37.647	59.682	228.3	12:40:15.754
11		9:01.245	7:12.934	45.808	1:02.503	127.8	12:49:16.999
12		2:12.670	37.705	39.973	54.992	224.0	12:51:29.669
13		2:12.594	36.040	37.924	58.630	220.4	12:53:42.263
14		2:01.092	33.202	37.245	50.645	228.3	12:55:43.355
15		2:00.629	33.031	37.045	50.553	230.7	12:57:43.984
16		2:16.477	38.274	39.457	58.746	229.2	13:00:00.461
17		2:01.947	33.111	37.064	51.772	228.8	13:02:02.408
18		2:08.994	37.125	39.798	52.071	228.3	13:04:11.402
19		2:00.894	33.195	37.125	50.574	227.8	13:06:12.296
20		2:00.851	33.227	37.049	50.575	228.3	13:08:13.147
21		2:08.565 P	33.241	37.210	58.114	227.3	13:10:21.712



Paul Ricard
Formula Regional Championship by Alpine
Collective Test 1
Lap Analysis

21

Kirill SMAL

Formula Alpine 25

Marcus AMAND

Formula Alpine

Rookie

MONOLITE RACING

Rookie

ART GRAND PRIX

Lap	D	Time	Sector 1	Sector 2	Sector 3	T. Spd	Elapsed	Lap	D	Time	Sector 1	Sector 2	Sector 3	T. Spd	Elapsed
1		12:35:59.806	P 12:34:10.567	45.768	1:03.471	116.5	12:35:59.806	1		12:21:31.236	12:19:47.246	43.653	1:00.337	141.1	12:21:31.236
2		4:29.242	2:53.858	40.718	54.666	135.0	12:40:29.048	2		2:16.537	38.818	41.764	55.955	208.0	12:23:47.773
3		2:06.682	35.703	38.624	52.355	227.3	12:42:35.730	3		2:21.131	38.566	40.110	1:02.455	177.0	12:26:08.904
4		2:04.980	34.636	38.576	51.768	228.3	12:44:40.710	4		2:04.542	33.888	37.552	53.102	228.8	12:28:13.446
5		2:06.758	36.983	38.035	51.740	229.2	12:46:47.468	5		2:02.699	33.686	37.428	51.585	227.8	12:30:16.145
6		2:10.424	38.508	40.323	51.593	181.5	12:48:57.892	6		2:17.683	34.742	42.336	1:00.605	230.2	12:32:33.828
7		2:02.633	34.100	37.327	51.206	227.8	12:51:00.525	7		2:02.246	33.485	37.318	51.443	229.7	12:34:36.074
8		2:02.739	33.627	37.674	51.438	228.8	12:53:03.264	8		2:10.607	34.031	39.157	57.419	228.3	12:36:46.681
9		2:02.477	33.733	37.440	51.304	229.7	12:55:05.741	9		2:20.292	38.092	42.294	59.906	230.2	12:39:06.973
10		2:20.074	41.387	42.815	55.872	176.4	12:57:25.815	10		11:37.352	P 33.526	37.148	10:26.678	230.2	12:50:44.325
11		2:01.452	33.374	37.122	50.956	232.2	12:59:27.267	11		2:46.789	1:09.057	41.234	56.498	140.6	12:53:31.114
12		2:12.140	P 33.866	37.695	1:00.579	230.7	13:01:39.407	12		2:16.498	39.784	42.536	54.178	184.6	12:55:47.612
13		3:59.974	2:30.572	37.723	51.679	143.6	13:05:39.381	13		2:13.092	36.310	40.222	56.560	163.6	12:58:00.704
14		2:02.161	33.508	37.328	51.325	230.7	13:07:41.542	14		2:01.180	33.277	36.946	50.957	229.2	13:00:01.884
15		2:15.272	P 33.687	37.428	1:04.157	230.2	13:09:56.814	15		2:05.495	33.344	37.823	54.328	230.2	13:02:07.379

23

Ivan KLYMENKO

Formula Alpine

Rookie

KIC MOTORSPORT

Lap	D	Time	Sector 1	Sector 2	Sector 3	T. Spd	Elapsed	Lap	D	Time	Sector 1	Sector 2	Sector 3	T. Spd	Elapsed
1		12:21:10.840	12:19:27.368	44.442	59.030	138.4	12:21:10.840	16		2:12.143	33.578	42.641	55.924	229.7	13:04:19.522
2		2:20.005	P 36.760	40.146	1:03.099	221.7	12:23:30.845	17		2:01.232	33.186	36.968	51.078	230.2	13:06:20.754
3		2:57.497	1:17.968	39.034	1:00.495	139.7	12:26:28.342	18		2:16.414	P 33.208	40.183	1:03.023	228.3	13:08:37.168
4		2:07.366	36.020	38.519	52.827	226.4	12:28:35.708	26		Victor BERNIER	Formula Alpine				
5		2:06.209	35.840	38.035	52.334	218.1	12:30:41.917								
6		2:15.391	39.109	41.554	54.728	201.1	12:32:57.308								
7		2:07.264	34.510	38.045	54.709	225.9	12:35:04.572								
8		2:05.227	34.719	38.082	52.426	216.8	12:37:09.799								
9		2:19.724	39.844	40.310	59.570	189.4	12:39:29.523								
10		2:06.082	34.362	38.485	53.235	228.3	12:41:35.605								
11		2:04.587	34.452	38.190	51.945	225.4	12:43:40.192								
12		2:13.770	P 34.721	37.886	1:01.163	226.8	12:45:53.962								
13		6:48.733	5:07.930	44.083	56.720	136.8	12:52:42.695								
14		2:10.429	36.291	39.347	54.791	224.5	12:54:53.124								
15		2:07.354	35.547	39.191	52.616	225.9	12:57:00.478								
16		2:03.366	34.083	37.645	51.638	228.8	12:59:03.844								
17		2:03.120	33.976	37.588	51.556	227.8	13:01:06.964								
18		2:14.880	39.428	41.530	53.922	173.9	13:03:21.844								
19		2:03.680	33.999	37.773	51.908	226.8	13:05:25.524								
20		2:03.424	34.124	37.630	51.670	226.8	13:07:28.948								
21		2:19.158	P 36.087	39.157	1:03.914	191.1	13:09:48.106								

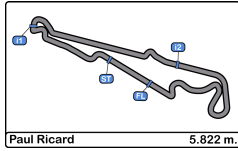
26

Victor BERNIER

Formula Alpine

MP MOTORSPORT

Lap	D	Time	Sector 1	Sector 2	Sector 3	T. Spd	Elapsed	Lap	D	Time	Sector 1	Sector 2	Sector 3	T. Spd	Elapsed
1		12:22:16.748	12:20:26.466	47.977	1:02.305	129.4	12:22:16.748	1		12:22:16.748	12:20:26.466	47.977	1:02.305	129.4	12:22:16.748
2		2:14.945	38.765	39.313	56.867	191.4	12:24:31.693	2		2:14.945	38.765	39.313	56.867	191.4	12:24:31.693
3		2:02.126	33.838	37.319	50.969	228.3	12:26:33.819	3		2:02.126	33.838	37.319	50.969	228.3	12:26:33.819
4		2:01.913	33.617	37.342	50.954	227.3	12:28:35.732	4		2:01.913	33.617	37.342	50.954	227.3	12:28:35.732
5		2:23.137	39.203	42.179	1:01.755	226.8	12:30:58.869	5		2:23.137	39.203	42.179	1:01.755	226.8	12:30:58.869
6		2:01.400	33.373	37.311	50.716	230.2	12:33:00.269	6		2:01.400	33.373	37.311	50.716	230.2	12:33:00.269
7		2:18.234	40.520	40.512	57.202	223.1	12:35:18.503	7		2:18.234	40.520	40.512	57.202	223.1	12:35:18.503
8		2:01.959	33.543	37.428	50.988	227.3	12:37:20.462	8		2:01.959	33.543	37.428	50.988	227.3	12:37:20.462
9		11:24.098	P 33.518	37.343	10:13.237	230.7	12:48:44.560	9		11:24.098	P 33.518	37.343	10:13.237	230.7	12:48:44.560
10		2:52.130	1:13.133	40.605	58.392	133.1	12:51:36.690	10		2:52.130	1:13.133	40.605	58.392	133.1	12:51:36.690
11		2:12.087	37.875	38.874	55.338	202.6	12:53:48.777	11		2:12.087	37.875	38.874	55.338	202.6	12:53:48.777
12		2:02.074	33.471	37.323	51.280	228.3	12:55:50.851	12		2:02.074	33.471	37.323	51.280	228.3	12:55:50.851
13		2:16.859	37.822	41.182	57.855	210.1	12:58:07.710	13		2:16.859	37.822	41.182	57.855	210.1	12:58:07.710
14		2:00.344	33.166	36.829	50.349	230.7	13:00:08.054	14		2:00.344	33.166	36.829	50.349	230.7	13:00:08.054
15		2:14.003	36.615	43.927	53.461	227.3	13:02:22.057	15		2:14.003	36.615	43.927	53.461	227.3	13:02:22.057
16		2:00.732	33.084	37.004	50.644	230.2	13:04:22.789	16		2:00.732	33.084	37.004	50.644	230.2	13:04:22.789
17		4:12.808	P 34.225	37.135	3:01.448	229.2	13:08:35.597	17		4:12.808	P 34.225	37.135	3:01.448	229.2	13:08:35.597



Paul Ricard
Formula Regional Championship by Alpine
Collective Test 1
Lap Analysis

27

Kas HAVERKORT

Formula Alpine 29

Enzo SCIONTI

Formula Alpine

VAN AMERSFOORT RACING

MONOLITE RACING

Lap	D	Time	Sector 1	Sector 2	Sector 3	T. Spd	Elapsed	Lap	D	Time	Sector 1	Sector 2	Sector 3	T. Spd	Elapsed
1		12:25:03.998	P 12:20:05.294	41.815	4:16.889	136.7	12:25:03.998	1		12:21:02.286	P 12:19:10.727	41.870	1:09.689	114.4	12:21:02.286
2		2:44.217	1:03.698	42.593	57.926	125.1	12:27:48.215	2		5:45.780	4:04.078	42.945	58.757	85.3	12:26:48.066
3		2:17.160	39.687	40.680	56.793	170.6	12:30:05.375	3		2:12.142	37.855	39.001	55.286	224.0	12:29:00.208
4		2:25.293	36.970	40.258	1:08.065	223.1	12:32:30.668	4		2:03.630	34.053	37.481	52.096	225.4	12:31:03.838
5		2:12.529	34.046	37.334	1:01.149	230.2	12:34:43.197	5		2:03.101	33.829	37.753	51.519	229.7	12:33:06.939
6		2:20.093	44.087	39.826	56.180	157.6	12:37:03.290	6		2:22.230	37.442	43.961	1:00.827	228.3	12:35:29.169
7		2:10.193	39.516	38.689	51.988	230.2	12:39:13.483	7		2:08.416	33.901	38.086	56.429	228.3	12:37:37.585
8		2:03.366	33.810	37.608	51.948	230.2	12:41:16.849	8		2:30.897	P 39.424	43.434	1:08.039	229.2	12:40:08.482
9		2:03.281	33.923	37.523	51.835	229.7	12:43:20.130	9		11:30.062	9:50.199	40.346	59.517	141.9	12:51:38.544
10		7:28.443	P 34.164	37.192	6:17.087	230.2	12:50:48.573	10		2:12.238	36.935	39.287	56.016	224.5	12:53:50.782
11		3:03.040	1:21.532	43.325	58.183	123.9	12:53:51.613	11		2:03.553	33.905	37.806	51.842	229.7	12:55:54.335
12		2:13.183	36.988	41.753	54.442	187.1	12:56:04.796	12		2:02.678	33.641	37.540	51.497	230.7	12:57:57.013
13		2:13.985	38.014	38.375	57.596	223.1	12:58:18.781	13		2:23.326	39.674	47.306	56.346	228.3	13:00:20.339
14		2:00.098	33.219	36.699	50.180	232.2	13:00:18.879	14		2:03.116	33.639	37.675	51.802	229.2	13:02:23.455
15		2:13.365	37.771	42.704	52.890	232.2	13:02:32.244	15		2:02.649	33.735	37.456	51.458	229.2	13:04:26.104
16		2:00.122	33.132	36.605	50.385	230.7	13:04:32.366	16		2:02.689	33.554	37.487	51.648	229.7	13:06:28.793
17		2:19.794	35.918	46.458	57.418	229.7	13:06:52.160	17		2:15.770	P 33.768	37.602	1:04.400	228.3	13:08:44.563
18		2:00.080	33.098	36.682	50.300	229.7	13:08:52.240								
19		2:18.008	P 35.234	39.914	1:02.860	229.2	13:11:10.248								

30

Michael BELOV

Formula Alpine

G4 RACING

28

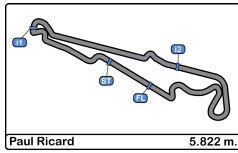
Pierre - Alexandre PROVOST

Formula Alpine

Rookie

G4 RACING

Lap	D	Time	Sector 1	Sector 2	Sector 3	T. Spd	Elapsed	Lap	D	Time	Sector 1	Sector 2	Sector 3	T. Spd	Elapsed
1		12:25:13.827	P 12:23:28.925	39.557	1:05.345	115.7	12:25:13.827	1		12:21:29.957	P 12:19:36.974	42.985	1:09.998	131.5	12:21:29.957
2		4:46.386	3:08.822	40.963	56.601	139.7	12:30:00.213	2		5:25.285	3:45.761	42.309	57.215	143.6	12:26:55.242
3		2:09.784	36.256	39.972	53.556	208.0	12:32:09.997	3		2:14.090	37.260	40.354	56.476	223.1	12:29:09.332
4		2:04.162	34.272	37.600	52.290	227.8	12:34:14.159	4		2:02.723	34.240	37.137	51.346	225.0	12:31:12.055
5		2:03.456	33.885	37.928	51.643	225.4	12:36:17.615	5		2:02.570	33.845	37.402	51.323	228.3	12:33:14.625
6		2:26.768	P 38.217	46.403	1:02.148	227.3	12:38:44.383	6		2:17.124	38.657	41.418	57.049	219.5	12:35:31.749
7		5:26.712	3:54.314	39.948	52.450	123.2	12:44:11.095	7		2:04.223	33.576	38.211	52.436	228.8	12:37:35.972
8		2:03.509	33.898	37.704	51.907	227.3	12:46:14.604	8		2:02.199	33.652	37.362	51.185	227.8	12:39:38.171
9		2:21.319	33.677	54.419	53.223	227.8	12:48:35.923	9		2:15.635	P 33.562	38.208	1:03.865	227.8	12:41:53.806
10		2:47.904	P 33.708	38.339	1:05.857	226.4	12:50:53.827	10		5:50.593	4:10.546	42.164	57.883	142.1	12:47:44.399
11		5:48.005	4:06.290	41.976	59.739	112.1	12:56:41.832	11		2:16.763	38.114	41.819	56.830	219.0	12:50:01.162
12		2:09.905	36.081	41.056	52.768	204.1	12:58:51.737	12		2:01.650	33.811	37.179	50.660	225.0	12:52:02.812
13		2:02.166	33.533	37.417	51.216	228.8	13:00:53.903	13		2:13.799	34.838	41.885	57.076	228.8	12:54:16.611
14		2:02.416	33.518	37.708	51.190	228.3	13:02:56.319	14		2:16.333	35.630	41.478	59.225	229.2	12:56:32.944
15		2:08.091	35.165	39.049	53.877	228.3	13:05:04.410	15		2:01.524	33.420	37.200	50.904	232.2	12:58:34.468
16		2:06.006	33.661	37.602	54.743	228.3	13:07:10.416	16		2:01.105	33.318	37.079	50.708	230.2	13:00:35.573
17		2:11.784	P 33.479	37.288	1:01.017	230.2	13:09:22.200	17		2:13.908	36.898	40.188	56.822	228.8	13:02:49.481
								18		2:01.304	33.307	36.967	51.030	228.3	13:04:50.785
								19		2:18.938	38.968	39.219	1:00.751	227.3	13:07:09.723
								20		2:01.207	33.193	37.058	50.956	226.8	13:09:10.930
								21		2:16.153	P 34.421	37.204	1:04.528	226.4	13:11:27.083



Paul Ricard
Formula Regional Championship by Alpine
Collective Test 1
Lap Analysis

33

Lucas MEDINA

Formula Alpine **43**

Owen TANGAVELOU

Formula Alpine

Rookie

SAINTELOC RACING

TRIDENT

Lap	D	Time	Sector 1	Sector 2	Sector 3	T. Spd	Elapsed	Lap	D	Time	Sector 1	Sector 2	Sector 3	T. Spd	Elapsed
1		12:22:18.454	12:20:33.624	43.684	1:01.146	142.6	12:22:18.454	1		12:22:02.819	12:20:15.160	46.123	1:01.536	128.4	12:22:02.819
2		2:14.113	37.548	40.854	55.711	226.4	12:24:32.567	2		4:52.496 P	37.929	40.336	3:34.231	223.1	12:26:55.315
3		2:09.098	35.375	38.152	55.571	228.3	12:26:41.665	3		2:43.054	1:09.922	39.318	53.814	129.6	12:29:38.369
4		2:05.826	35.882	37.932	52.012	228.8	12:28:47.491	4		2:02.623	33.854	37.346	51.423	228.8	12:31:40.992
5		2:14.548	34.464	40.184	59.900	226.4	12:31:02.039	5		2:01.849	33.541	37.146	51.162	230.2	12:33:42.841
6		2:03.299	34.128	37.861	51.310	229.7	12:33:05.338	6		2:03.446	33.436	38.488	51.522	229.2	12:35:46.287
7		2:03.287	34.384	37.474	51.429	196.3	12:35:08.625	7		2:02.055	33.522	37.423	51.110	229.7	12:37:48.342
8		2:14.172	37.163	41.742	55.267	200.3	12:37:22.797	8		2:01.807	33.332	37.334	51.141	230.2	12:39:50.149
9		2:02.785	33.918	37.574	51.293	232.2	12:39:25.582	9		2:02.363	33.351	37.393	51.619	230.2	12:41:52.512
10		2:23.266 P	36.125	38.249	1:08.892	229.2	12:41:48.848	10		2:01.530	33.475	37.296	50.759	232.7	12:43:54.042
11		10:33.604	8:54.158	41.718	57.728	124.4	12:52:22.452	11		2:02.595	34.224	37.259	51.112	230.2	12:45:56.637
12		2:15.897	37.158	40.980	57.759	200.3	12:54:38.349	12		8:37.218 P	33.562	37.254	7:26.402	229.7	12:54:33.855
13		2:07.397	35.267	38.369	53.761	222.6	12:56:45.746	13		2:50.058	1:08.380	43.641	58.037	86.0	12:57:23.913
14		2:01.643	33.261	37.423	50.959	231.2	12:58:47.389	14		2:12.334	37.650	40.523	54.161	204.9	12:59:36.247
15		2:21.836	33.860	37.355	1:10.621	230.2	13:01:09.225	15		2:01.623	33.669	37.260	50.694	228.8	13:01:37.870
16		2:25.960	38.648	49.909	57.403	211.3	13:03:35.185	16		2:10.009	33.110	39.665	57.234	229.7	13:03:47.879
17		2:11.417	34.985	44.152	52.280	227.3	13:05:46.602	17		2:01.228	33.318	37.227	50.683	229.7	13:05:49.107
18		2:19.349 P	39.771	38.293	1:01.285	228.3	13:08:05.951	18		2:01.221	33.692	37.042	50.487	232.2	13:07:50.328
19		2:01.011	33.105					19		2:01.011	33.105	37.286	50.620	229.2	13:09:51.339
20		2:27.377 P	34.930	37.624	1:14.823	229.2	13:12:18.716	20		2:27.377 P	34.930	37.624	1:14.823	229.2	13:12:18.716

34

Martinius STENSHORNE

Formula Alpine

Nikhil BOHRA

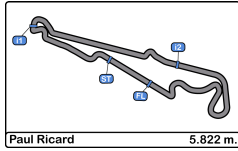
Formula Alpine

Rookie

R-ACE GP

47

Lap	D	Time	Sector 1	Sector 2	Sector 3	T. Spd	Elapsed	Lap	D	Time	Sector 1	Sector 2	Sector 3	T. Spd	Elapsed
1		12:21:25.942	12:19:41.346	45.294	59.302	89.7	12:21:25.942								
2		2:18.928	38.989	41.544	58.395	186.5	12:23:44.870								
3		2:13.859	36.354	41.016	56.489	214.2	12:25:58.729	1		12:22:07.812	12:20:22.036	45.600	1:00.176	125.0	12:22:07.812
4		2:03.559	33.837	37.579	52.143	227.3	12:28:02.288	2		4:53.005 P	37.682	40.224	3:35.099	207.2	12:27:00.817
5		2:02.054	33.484	37.471	51.099	228.3	12:30:04.342	3		2:50.113	1:16.995	39.553	53.565	90.9	12:29:50.930
6		2:15.332	37.307	40.325	57.700	230.7	12:32:19.674	4		2:02.467	34.102	37.498	50.867	226.4	12:31:53.397
7		2:01.438	33.201	37.211	51.026	230.2	12:34:21.112	5		2:01.895	33.443	37.258	51.194	230.2	12:33:55.292
8		2:14.222	38.158	41.916	54.148	229.2	12:36:35.334	6		2:02.026	33.621	37.408	50.997	228.3	12:35:57.318
9		2:15.563 P	33.882	38.065	1:03.616	229.2	12:38:50.897	7		2:02.477	33.427	37.487	51.563	228.8	12:37:59.795
10		13:03.242	11:21.324	44.158	57.760	92.3	12:51:54.139	8		2:01.401	33.374	37.143	50.884	230.2	12:40:01.196
11		2:17.099	38.140	42.739	56.220	194.5	12:54:11.238	9		2:01.188	33.335	37.182	50.671	229.7	12:42:02.384
12		2:17.043	38.510	39.567	58.966	195.6	12:56:28.281	10		2:01.252	33.400	37.159	50.693	229.7	12:44:03.636
13		2:01.101	33.233	37.021	50.847	232.2	12:58:29.382	11		2:01.396	33.454	37.082	50.860	232.7	12:46:05.032
14		2:15.039	35.509	39.741	59.789	231.2	13:00:44.421	12		7:20.556 P	33.322	37.094	6:10.140	231.7	12:53:25.588
15		2:00.856	33.101	37.053	50.702	229.2	13:02:45.277	13		2:58.676	1:14.693	44.817	59.166	116.2	12:56:24.264
16		2:16.306	35.683	40.270	1:00.353	220.8	13:05:01.583	14		2:12.210	38.055	40.206	53.949	212.1	12:58:36.474
17		2:00.938	33.252	37.037	50.649	229.7	13:07:02.521	15		2:01.702	33.452	37.141	51.109	230.7	13:00:38.176
18		2:00.541	33.129	37.005	50.407	230.2	13:09:03.062	16		2:01.563	33.309	37.276	50.978	231.2	13:02:39.739
19		2:17.583 P	33.188	36.830	1:07.565	229.7	13:11:20.645	17		2:15.840	39.837	40.309	55.694	230.7	13:04:55.579
								18		2:00.756	33.211	36.957	50.588	230.2	13:06:56.335
								19		2:00.855 P	33.897	37.231	58.727	231.2	13:09:06.190



Paul Ricard
Formula Regional Championship by Alpine
Collective Test 1
Lap Analysis

64

Maya WEUG

Formula Alpine

68

Niels KOOLEN

Formula Alpine

Rookie

KIC MOTORSPORT

VAN AMERSFOORT RACING

Lap	D	Time	Sector 1	Sector 2	Sector 3	T. Spd	Elapsed	Lap	D	Time	Sector 1	Sector 2	Sector 3	T. Spd	Elapsed		
1		12:20:48.092	12:19:05.382	44.742	57.968	138.9	12:20:48.092	1		12:24:45.349	P	12:20:05.995	42.785	3:56.569	132.8	12:24:45.349	
2		2:26.630	P	39.234	41.171	1:06.225	162.4	12:23:14.722	2		2:46.707		1:07.704	42.661	56.342	132.5	12:27:32.056
3		2:32.777		1:00.138	40.173	52.466	139.5	12:25:47.499	3		2:16.429		37.747	41.523	57.159	203.7	12:29:48.485
4		2:03.268		34.098	37.872	51.298	227.3	12:27:50.767	4		2:23.468		40.408	43.106	59.954	213.4	12:32:11.953
5		2:03.091		34.057	37.828	51.206	227.8	12:29:53.858	5		2:07.482		35.771	38.925	52.786	227.3	12:34:19.435
6		2:08.061		37.148	38.823	52.090	230.7	12:32:01.919	6		2:05.179		35.117	38.027	52.035	225.9	12:36:24.614
7		2:01.982		33.808	37.286	50.888	230.7	12:34:03.901	7		2:04.839		35.029	37.824	51.986	228.3	12:38:29.453
8		2:01.982		33.730	37.312	50.940	227.8	12:36:05.883	8		2:05.635		34.756	38.048	52.831	227.3	12:40:35.088
9		2:16.385	P	33.736	37.473	1:05.176	229.2	12:38:22.268	9		2:09.029		34.644	40.820	53.565	227.8	12:42:44.117
10		4:59.820		3:30.139	38.019	51.662	140.8	12:43:22.088	10		9:01.493	P	35.001	38.073	7:48.419	227.3	12:51:45.610
11		2:02.107		33.683	37.443	50.981	230.2	12:45:24.195	11		2:54.259		1:10.728	43.079	1:00.452	116.8	12:54:39.869
12		2:17.283	P	34.509	37.541	1:05.233	227.3	12:47:41.478	12		2:13.407		36.783	41.388	55.236	192.1	12:56:53.276
13		5:03.879		3:27.353	41.311	55.215	142.4	12:52:45.357	13		2:13.936		36.585	41.360	55.991	191.1	12:59:07.212
14		2:17.535		38.101	40.942	58.492	204.9	12:55:02.892	14		2:17.831		34.009	37.207	1:06.615	231.2	13:01:25.043
15		2:09.420		35.830	39.223	54.367	210.1	12:57:12.312	15		2:04.390		34.500	37.625	52.265	229.2	13:03:29.433
16		2:01.220		33.636	37.009	50.575	231.2	12:59:13.532	16		2:02.549		33.980	37.417	51.152	228.8	13:05:31.982
17		2:01.351		33.365	37.099	50.887	228.3	13:01:14.883	17		2:02.498		33.768	37.351	51.379	228.8	13:07:34.480
18		2:12.299		38.649	38.802	54.848	209.3	13:03:27.182	18		2:03.117		34.142	37.383	51.592	228.8	13:09:37.597
19		2:01.072		33.485	36.935	50.652	228.8	13:05:28.254	19		2:22.060	P	33.869	37.349	1:10.842	228.8	13:11:59.657
20		2:20.592	P	33.487	37.096	1:10.009	229.7	13:07:48.846									

65

Santiago RAMOS

Formula Alpine

73

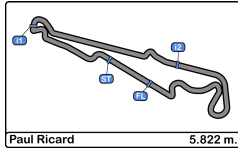
Emerson FITTIPALDI Jr.

Formula Alpine

Rookie

SAINTELOC RACING

Lap	D	Time	Sector 1	Sector 2	Sector 3	T. Spd	Elapsed	Lap	D	Time	Sector 1	Sector 2	Sector 3	T. Spd	Elapsed		
1		12:22:41.704	P	12:20:56.318	42.628	1:02.758	129.6	12:22:41.704	1		12:21:14.215	12:19:30.127	43.124	1:00.964	131.7	12:21:14.215	
2		2:30.867		1:01.099	37.794	51.974	141.5	12:25:12.571	2		2:09.203		36.358	39.018	53.827	219.0	12:23:23.418
3		2:05.485		33.615	37.568	54.302	229.2	12:27:18.056	3		2:07.401		35.411	38.408	53.582	225.4	12:25:30.819
4		2:01.728		33.655	37.273	50.800	227.8	12:29:19.784	4		2:03.884		34.243	37.845	51.796	229.7	12:27:34.703
5		2:01.195		33.445	37.142	50.608	229.2	12:31:20.979	5		2:18.224		41.676	42.656	53.892	192.8	12:29:52.927
6		2:01.676		33.398	37.295	50.983	232.2	12:33:22.655	6		2:02.521		33.786	37.456	51.279	230.7	12:31:55.448
7		2:01.283		33.264	37.225	50.794	232.2	12:35:23.938	7		2:02.377		33.729	37.454	51.194	229.7	12:33:57.825
8		2:01.624		33.264	37.275	51.085	232.7	12:37:25.562	8		2:12.474		37.627	41.414	53.433	227.8	12:36:10.299
9		2:01.193		33.359	37.028	50.806	231.7	12:39:26.755	9		2:02.301		33.525	37.434	51.342	228.3	12:38:12.600
10		2:01.216		33.278	37.122	50.816	232.2	12:41:27.971	10		2:15.756	P	34.093	38.245	1:03.418	229.2	12:40:28.356
11		2:01.766		33.209	37.179	51.378	231.2	12:43:29.737	11		10:10.173		8:30.905	42.474	56.794	133.6	12:50:38.529
12		8:35.376	P	33.416	37.535	7:24.425	230.2	12:52:05.113	12		2:12.411		36.781	40.764	54.866	220.4	12:52:50.940
13		2:51.355		1:11.973	42.585	56.797	129.1	12:54:56.468	13		2:08.932		35.909	38.937	54.086	223.6	12:54:59.872
14		2:13.622		38.022	40.181	55.419	227.3	12:57:10.090	14		2:01.863		33.301	37.393	51.169	233.2	12:57:01.735
15		1:59.748		32.843	36.806	50.099	232.2	12:59:09.838	15		2:04.098		33.545	37.270	53.283	232.7	12:59:05.833
16		2:10.038		35.323	40.476	54.239	233.2	13:01:19.876	16		2:16.522		41.166	40.294	55.062	231.7	13:01:22.355
17		1:59.879		32.907	36.694	50.278	231.2	13:03:19.755	17		2:01.837		33.407	37.279	51.151	231.2	13:03:24.192
18		2:00.032		32.866	36.769	50.397	232.2	13:05:19.787	18		2:12.367		39.016	39.482	53.869	230.7	13:05:36.559
19		2:08.257		37.304	39.017	51.936	229.2	13:07:28.044	19		2:01.625		33.525	37.175	50.925	230.2	13:07:38.184
20		1:59.744		32.837	36.814	50.093	231.2	13:09:27.788	20		2:01.936		33.535	37.382	51.019	229.2	13:09:40.120
21		2:33.800	P	39.965	41.085	1:12.750	214.2	13:12:01.588	21		2:25.400	P	38.451	39.775	1:07.174	226.8	13:12:05.520



Paul Ricard
Formula Regional Championship by Alpine
Collective Test 1
Lap Analysis

77

Tim TRAMNITZ

Formula Alpine 88

Matias ZAGAZETA

Formula Alpine

R-ACE GP

R-ACE GP

Lap	D	Time	Sector 1	Sector 2	Sector 3	T. Spd	Elapsed	Lap	D	Time	Sector 1	Sector 2	Sector 3	T. Spd	Elapsed
1		12:21:28.734	12:19:44.678	44.046	1:00.010	141.3	12:21:28.734	1		12:21:30.911	12:19:46.242	43.359	1:01.310	140.0	12:21:30.911
2		2:17.973	38.868	41.618	57.487	194.5	12:23:46.707	2		2:18.836	38.608	41.720	58.508	200.7	12:23:49.747
3		2:18.949	38.930	39.995	1:00.024	217.7	12:26:05.656	3		2:23.356	37.884	39.620	1:05.852	216.8	12:26:13.103
4		2:02.699	33.946	37.450	51.303	228.3	12:28:08.355	4		2:03.524	33.962	37.920	51.642	227.3	12:28:16.627
5		2:01.837	33.752	37.150	50.935	228.3	12:30:10.192	5		2:02.877	33.925	37.545	51.407	227.8	12:30:19.504
6		2:15.911	37.658	39.344	58.909	230.2	12:32:26.103	6		2:18.182	39.578	42.725	55.879	227.3	12:32:37.686
7		2:00.589	33.249	36.909	50.431	229.7	12:34:26.692	7		2:02.105	33.716	37.389	51.000	227.8	12:34:39.791
8		2:15.619	37.494	41.467	56.658	225.0	12:36:42.311	8		2:13.485	38.288	41.137	54.060	228.3	12:36:53.276
9		2:01.126	33.291	37.218	50.617	228.8	12:38:43.437	9		2:01.900	33.635	37.245	51.020	226.8	12:38:55.176
10		2:09.536 P	33.369	36.956	59.211	229.7	12:40:52.973	10		2:25.571 P	37.198	39.335	1:09.038	227.3	12:41:20.747
11		10:55.854	9:11.196	44.448	1:00.210	136.7	12:51:48.827	11		10:35.815	8:53.588	43.488	58.739	93.8	12:51:56.562
12		2:16.105	37.946	42.294	55.865	197.4	12:54:04.932	12		2:17.072	38.544	41.815	56.713	199.6	12:54:13.634
13		2:17.889	39.134	39.407	59.348	217.3	12:56:22.821	13		2:17.505	38.267	39.838	59.400	208.8	12:56:31.139
14		2:05.399	33.115	37.192	55.092	230.7	12:58:28.220	14		2:01.664	33.343	37.402	50.919	230.2	12:58:32.803
15		2:00.237	33.118	36.827	50.292	232.2	13:00:28.457	15		2:16.813	33.462	43.114	1:00.237	228.8	13:00:49.616
16		2:09.998	37.374	40.032	52.592	232.2	13:02:38.455	16		2:01.686	33.369	37.203	51.114	229.7	13:02:51.302
17		2:00.285	33.117	36.852	50.316	229.7	13:04:38.740	17		2:01.431	33.501	37.013	50.917	229.7	13:04:52.733
18		2:00.488	33.097	36.969	50.422	230.7	13:06:39.228	18		2:21.187	39.395	39.210	1:02.582	228.8	13:07:13.920
19		2:18.212 P	33.197	38.363	1:06.652	228.8	13:08:57.440	19		2:01.003	33.277	37.144	50.582	228.3	13:09:14.923
20		2:15.825 P	36.190	37.349	1:02.286	227.8	13:11:30.748								

85

Macéo CAPIETTO

Formula Alpine

RPM

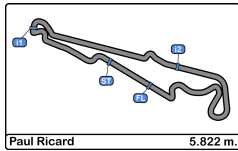
99

Giovanni MASCHIO

Formula Alpine

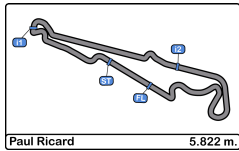
MONOLITE RACING

Lap	D	Time	Sector 1	Sector 2	Sector 3	T. Spd	Elapsed	Lap	D	Time	Sector 1	Sector 2	Sector 3	T. Spd	Elapsed
1		12:22:45.185 P	12:20:53.262	46.053	1:05.870	106.1	12:22:45.185	1		12:21:04.557 P	12:19:13.087	41.092	1:10.378	138.9	12:21:04.557
2		2:38.131	1:08.484	38.083	51.564	141.7	12:25:23.316	2		5:24.697	3:41.978	42.844	59.875	144.9	12:26:29.254
3		2:02.709	33.668	37.624	51.417	229.2	12:27:26.025	3		2:09.540	34.116	38.102	57.322	228.3	12:28:38.794
4		2:01.869	33.604	37.335	50.930	227.8	12:29:27.894	4		2:04.105	34.161	37.647	52.297	227.3	12:30:42.899
5		2:01.516	33.489	37.310	50.717	228.8	12:31:29.410	5		2:15.432	34.873	38.232	1:02.327	230.2	12:32:58.331
6		2:03.097	33.384	37.143	52.570	229.7	12:33:32.507	6		2:04.028	33.933	37.920	52.175	230.7	12:35:02.359
7		2:04.137	35.685	37.667	50.785	228.8	12:35:36.644	7		2:12.375 P	33.973	38.210	1:00.192	226.8	12:37:14.734
8		2:07.600	33.286	37.363	56.951	230.7	12:37:44.244	8		15:33.802	14:03.704	37.575	52.523	140.0	12:52:48.536
9		2:01.361	33.515	37.119	50.727	232.2	12:39:45.605	9		2:05.268	34.250	38.670	52.348	227.8	12:54:53.804
10		2:05.834	33.542	37.301	54.991	231.2	12:41:51.439	10		2:04.368	34.213	38.087	52.068	231.7	12:56:58.172
11		2:11.404	33.436	37.085	1:00.883	230.7	12:44:02.843	11		2:03.488	33.876	37.804	51.808	229.7	12:59:01.660
12		2:01.137	33.454	37.003	50.680	230.7	12:46:03.980	12		2:32.651 P	33.944	47.936	1:10.771	229.7	13:01:34.311
13		7:23.634 P	33.286	36.999	6:13.349	230.7	12:53:27.614	13		6:23.491	4:50.314	37.852	55.325	140.9	13:07:57.802
14		2:48.041	1:09.056	40.371	58.614	145.1	12:56:15.655	14		2:05.162	34.894	38.087	52.181	226.8	13:10:02.964
15		2:08.048	36.142	38.828	53.078	223.1	12:58:23.703	15		2:25.690 P	34.359	37.953	1:13.378	228.3	13:12:28.654
16		2:03.310	32.912	37.436	52.962	231.2	13:00:27.013								
17		2:17.484	35.079	44.899	57.506	231.7	13:02:44.497								
18		2:00.106	32.982	36.744	50.380	230.7	13:04:44.603								
19		2:14.490	34.967	45.685	53.838	231.2	13:06:59.093								
20		2:00.287	33.093	36.818	50.376	231.7	13:08:59.380								
21		2:15.537 P	33.115	37.084	1:05.338	228.8	13:11:14.917								



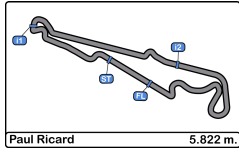
Paul Ricard
Formula Regional Championship by Alpine
Collective Test 1
Best Sectors Results

Sector - 1			Sector - 2			Sector - 3			Ideal Lap vs Best Lap						
Clas	Nº	Driver	Time	Nº	Driver	Time	Nº	Driver	Time	Clas	Nº	Driver	Ideal Lap	Best Lap	Clas
1	65	Santiago RAMOS	32.837	27	Kas HAVERKORT	36.605	65	Santiago RAMOS	50.093	1	65	Santiago RAMOS	1:59.624	1:59.744	1
2	85	Macéo CAPIETTO	32.912	8	Rafael CAMARA	36.629	27	Kas HAVERKORT	50.180	2	27	Kas HAVERKORT	1:59.883	2:00.080	2
3	8	Rafael CAMARA	32.954	65	Santiago RAMOS	36.694	77	Tim TRAMNITZ	50.292	3	8	Rafael CAMARA	1:59.906	2:00.311	5
4	19	Esteban MASSON	33.031	85	Macéo CAPIETTO	36.744	15	Sami MEGUETOUNIF	50.303	4	85	Macéo CAPIETTO	2:00.032	2:00.106	3
5	15	Sami MEGUETOUNIF	33.061	77	Tim TRAMNITZ	36.827	8	Rafael CAMARA	50.323	5	77	Tim TRAMNITZ	2:00.216	2:00.237	4
6	26	Victor BERNIER	33.084	26	Victor BERNIER	36.829	26	Victor BERNIER	50.349	6	15	Sami MEGUETOUNIF	2:00.239	2:00.383	7
7	77	Tim TRAMNITZ	33.097	34	Martinius STENSHORNE	36.830	85	Macéo CAPIETTO	50.376	7	26	Victor BERNIER	2:00.262	2:00.344	6
8	27	Kas HAVERKORT	33.098	15	Sami MEGUETOUNIF	36.875	34	Martinius STENSHORNE	50.407	8	34	Martinius STENSHORNE	2:00.338	2:00.541	8
9	34	Martinius STENSHORNE	33.101	12	Andrea Kimi ANTONELLI	36.883	10	Joshua DURKSEN	50.441	9	12	Andrea Kimi ANTONELLI	2:00.540	2:00.554	9
10	43	Owen	33.105	3	Alessandro GIUSTI	36.914	43	Owen	50.487	10	3	Alessandro GIUSTI	2:00.556	2:00.556	10
11	5	Tom LEBBON	33.112	64	Maya WEUG	36.935	3	Alessandro GIUSTI	50.492	11	19	Esteban MASSON	2:00.629	2:00.629	11
12	12	Andrea Kimi ANTONELLI	33.114	25	Marcus AMAND	36.946	18	Laurens VAN HOEPEN	50.498	12	43	Owen	2:00.634	2:01.011	18
13	3	Alessandro GIUSTI	33.150	47	Nikhil BOHRA	36.957	12	Andrea Kimi ANTONELLI	50.543	13	10	Joshua DURKSEN	2:00.655	2:00.687	12
14	25	Marcus AMAND	33.186	18	Laurens VAN HOEPEN	36.958	19	Esteban MASSON	50.553	14	18	Laurens VAN HOEPEN	2:00.668	2:00.763	14
15	30	Michael BELOV	33.193	10	Joshua DURKSEN	36.961	64	Maya WEUG	50.575	15	5	Tom LEBBON	2:00.729	2:00.873	15
16	7	Lorenzo FLUXA	33.200	30	Michael BELOV	36.967	88	Matias ZAGAZETA	50.582	16	47	Nikhil BOHRA	2:00.756	2:00.756	13
17	4	Roman BILINSKI	33.204	88	Matias ZAGAZETA	37.013	47	Nikhil BOHRA	50.588	17	30	Michael BELOV	2:00.820	2:01.105	20
18	47	Nikhil BOHRA	33.211	5	Tom LEBBON	37.017	5	Tom LEBBON	50.600	18	88	Matias ZAGAZETA	2:00.872	2:01.003	17
19	18	Laurens VAN HOEPEN	33.212	43	Owen	37.042	4	Roman BILINSKI	50.655	19	64	Maya WEUG	2:00.875	2:01.072	19
20	10	Joshua DURKSEN	33.253	4	Roman BILINSKI	37.043	30	Michael BELOV	50.660	20	4	Roman BILINSKI	2:00.902	2:00.961	16
21	33	Lucas MEDINA	33.261	19	Esteban MASSON	37.045	11	Levente REVESZ	50.660	21	7	Lorenzo FLUXA	2:01.040	2:01.199	22
22	9	Charlie WURZ	33.266	7	Lorenzo FLUXA	37.080	9	Charlie WURZ	50.731	22	25	Marcus AMAND	2:01.089	2:01.180	21
23	88	Matias ZAGAZETA	33.277	21	Kirill SMAL	37.122	7	Lorenzo FLUXA	50.760	23	9	Charlie WURZ	2:01.185	2:01.260	23
24	73	Emerson FITTIPALDI Jr.	33.301	73	Emerson FITTIPALDI Jr.	37.175	73	Emerson FITTIPALDI Jr.	50.925	24	11	Levente REVESZ	2:01.343	2:01.470	25
25	64	Maya WEUG	33.365	9	Charlie WURZ	37.188	21	Kirill SMAL	50.956	25	73	Emerson FITTIPALDI Jr.	2:01.401	2:01.625	26
26	21	Kirill SMAL	33.374	11	Levente REVESZ	37.206	25	Marcus AMAND	50.957	26	21	Kirill SMAL	2:01.452	2:01.452	24
27	11	Levente REVESZ	33.477	68	Niels KOOLEN	37.207	33	Lucas MEDINA	50.959	27	33	Lucas MEDINA	2:01.575	2:01.643	27
28	28	Pierre - Alexandre PROVOST	33.479	28	Pierre - Alexandre PROVOST	37.288	68	Niels KOOLEN	51.152	28	28	Pierre - Alexandre PROVOST	2:01.957	2:02.166	28
29	29	Enzo SCIONTI	33.554	13	Joshua DUFEK	37.331	28	Pierre - Alexandre PROVOST	51.190	29	68	Niels KOOLEN	2:02.127	2:02.498	29
30	13	Joshua DUFEK	33.766	33	Lucas MEDINA	37.355	13	Joshua DUFEK	51.393	30	29	Enzo SCIONTI	2:02.468	2:02.649	31
31	68	Niels KOOLEN	33.768	29	Enzo SCIONTI	37.456	29	Enzo SCIONTI	51.458	31	13	Joshua DUFEK	2:02.490	2:02.561	30
32	99	Giovanni MASCHIO	33.876	99	Giovanni MASCHIO	37.575	23	Ivan KLYMENKO	51.556	32	23	Ivan KLYMENKO	2:03.120	2:03.120	32
33	23	Ivan KLYMENKO	33.976	23	Ivan KLYMENKO	37.588	99	Giovanni MASCHIO	51.808	33	99	Giovanni MASCHIO	2:03.259	2:03.488	33



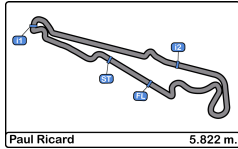
Paul Ricard
Formula Regional Championship by Alpine
Collective Test 1
Best 5 Lap Times

Cls	N°	Driver	Nat	Cat	Cls	Team	Nat	Vehicle	Best 1		Best 2		Best 3		Best 4		Best 5	
									Time	Lap	Time	Lap	Time	Lap	Time	Lap	Time	Lap
1	65	Santiago RAMOS	MEX			RPM	ITA	Formula Alpine	1:59.744	20	1:59.748	15	1:59.879	17	2:00.032	18	2:01.193	9
2	27	Kas HAVERKORT	NLD			VAN AMERSFOORT	NLD	Formula Alpine	2:00.080	18	2:00.098	14	2:00.122	16	2:03.281	9	2:03.366	8
3	85	Macéo CAPIETTO	FRA			RPM	ITA	Formula Alpine	2:00.106	18	2:00.287	20	2:01.137	12	2:01.361	9	2:01.516	5
4	77	Tim TRAMNITZ	DEU			R-ACE GP	FRA	Formula Alpine	2:00.237	15	2:00.285	17	2:00.488	18	2:00.589	7	2:01.126	9
5	8	Rafael CAMARA	BRA			PREMA RACING	ITA	Formula Alpine	2:00.311	16	2:00.328	12	2:00.693	7	2:00.839	5	2:01.436	4
6	26	Victor BERNIER	FRA			MP MOTORSPORT	NLD	Formula Alpine	2:00.344	14	2:00.732	16	2:01.400	6	2:01.913	4	2:01.959	8
7	15	Sami	FRA			MP MOTORSPORT	NLD	Formula Alpine	2:00.383	15	2:00.551	13	2:01.354	6	2:01.911	4	2:03.675	8
8	34	Martinius	NOR	R	1	R-ACE GP	FRA	Formula Alpine	2:00.541	18	2:00.856	15	2:00.938	17	2:01.101	13	2:01.438	7
9	12	Andrea Kimi	ITA			PREMA RACING	ITA	Formula Alpine	2:00.554	17	2:00.866	14	2:00.868	15	2:01.117	9	2:01.345	7
10	3	Alessandro GIUSTI	FRA	R	2	G4 RACING	CHE	Formula Alpine	2:00.556	15	2:01.005	13	2:01.133	16	2:01.563	8	2:02.551	5
11	19	Esteban MASSON	FRA			SAINTELOC RACING	FRA	Formula Alpine	2:00.629	15	2:00.851	20	2:00.894	19	2:01.092	14	2:01.551	7
12	10	Joshua DURKSEN	GBR			ARDEN	GBR	Formula Alpine	2:00.687	19	2:00.877	15	2:01.166	16	2:01.307	13	2:01.606	6
13	47	Nikhil BOHRA	USA			TRIDENT	ITA	Formula Alpine	2:00.756	18	2:01.188	9	2:01.252	10	2:01.396	11	2:01.401	8
14	18	Laurens VAN	NLD			ART GRAND PRIX	FRA	Formula Alpine	2:00.763	17	2:00.808	20	2:00.887	16	2:01.377	7	2:01.432	10
15	5	Tom LEBBON	GBR	R	3	ARDEN	GBR	Formula Alpine	2:00.873	16	2:01.039	14	2:01.166	9	2:01.456	7	2:02.153	4
16	4	Roman BILINSKI	POL			TRIDENT	ITA	Formula Alpine	2:00.961	19	2:01.323	15	2:01.693	10	2:01.825	8	2:01.990	11
17	88	Matias ZAGAZETA	PER			R-ACE GP	FRA	Formula Alpine	2:01.003	19	2:01.431	17	2:01.664	14	2:01.686	16	2:01.900	9
18	43	Owen	FRA			TRIDENT	ITA	Formula Alpine	2:01.011	19	2:01.221	18	2:01.228	17	2:01.530	10	2:01.623	15
19	64	Maya WEUG	NLD	R	4	KIC MOTORSPORT	FIN	Formula Alpine	2:01.072	19	2:01.220	16	2:01.351	17	2:01.982	7	2:01.982	8
20	30	Michael BELOV	RUS			G4 RACING	CHE	Formula Alpine	2:01.105	16	2:01.207	20	2:01.304	18	2:01.524	15	2:01.650	12
21	25	Marcus AMAND	FRA	R	5	ART GRAND PRIX	FRA	Formula Alpine	2:01.180	14	2:01.232	17	2:02.246	7	2:02.699	5	2:04.542	4
22	7	Lorenzo FLUXA	ESP			PREMA RACING	ITA	Formula Alpine	2:01.199	14	2:01.286	16	2:01.643	9	2:01.804	7	2:02.326	5
23	9	Charlie WURZ	AUT			ART GRAND PRIX	FRA	Formula Alpine	2:01.260	17	2:01.349	14	2:01.461	18	2:01.655	15	2:02.101	9
24	21	Kirill SMAL	RUS	R	6	MONOLITE RACING	ITA	Formula Alpine	2:01.452	11	2:02.161	14	2:02.477	9	2:02.633	7	2:02.739	8
25	11	Levente REVESZ	HUN			ARDEN	GBR	Formula Alpine	2:01.470	19	2:01.538	15	2:01.550	17	2:02.265	14	2:02.642	7
26	73	Emerson	BRA	R	7	SAINTELOC RACING	FRA	Formula Alpine	2:01.625	19	2:01.837	17	2:01.863	14	2:01.936	20	2:02.301	9
27	33	Lucas MEDINA	COL	R	8	SAINTELOC RACING	FRA	Formula Alpine	2:01.643	14	2:02.785	9	2:03.287	7	2:03.299	6	2:05.826	4
28	28	Pierre - Alexandre	LUX	R	9	G4 RACING	CHE	Formula Alpine	2:02.166	13	2:02.416	14	2:03.456	5	2:03.509	8	2:06.006	16
29	68	Niels KOOLEN	NLD			VAN AMERSFOORT	NLD	Formula Alpine	2:02.498	17	2:02.549	16	2:03.117	18	2:04.390	15	2:04.839	7
30	13	Joshua DUFEK	CHE			VAN AMERSFOORT	NLD	Formula Alpine	2:02.561	5	2:13.955	6	3:03.655	2				
31	29	Enzo SCIONTI	USA			MONOLITE RACING	ITA	Formula Alpine	2:02.649	15	2:02.678	12	2:02.689	16	2:03.101	5	2:03.116	14
32	23	Ivan KLYMENKO	UKR	R	10	KIC MOTORSPORT	FIN	Formula Alpine	2:03.120	17	2:03.366	16	2:03.424	20	2:03.680	19	2:04.587	11
33	99	Giovanni MASCHIO	ITA			MONOLITE RACING	ITA	Formula Alpine	2:03.488	11	2:04.028	6	2:04.105	4	2:04.368	10	2:05.162	14





























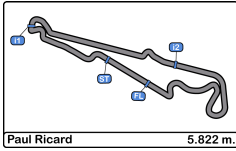
Paul Ricard
Formula Regional Championship by Alpine
Collective Test 1
Best 5 Top Speeds

Clas	Nº	Driver	Nat	Cat	Cls	Team	Nat	Vehicle	Top 1		Top 2		Top 3		Top 4		Top 5		Avg
									Km/h	Lap	Km/h	Lap	Km/h	Lap	Km/h	Lap	Km/h	Lap	
1	3	Alessandro GIUSTI		R	1	G4 RACING		Formula Alpine	233.7	7	233.7	13	233.2	8	232.7	5	232.7	9	233.2
2	5	Tom LEBBON		R	2	ARDEN		Formula Alpine	233.2	14	232.7	15	231.7	17	231.2	10	231.2	18	232.0
3	8	Rafael CAMARA				PREMA RACING		Formula Alpine	233.2	17	232.2	13	231.7	12	231.7	15	230.7	5	231.9
4	65	Santiago RAMOS				RPM		Formula Alpine	233.2	16	232.7	8	232.2	6	232.2	7	232.2	10	232.5
5	73	Emerson FITTIPALDI		R	3	SAINTELOC RACING		Formula Alpine	233.2	14	232.7	15	231.7	16	231.2	17	230.7	6	231.9
6	10	Joshua DURKSEN				ARDEN		Formula Alpine	232.7	14	231.7	9	231.7	15	231.2	19	230.7	6	231.6
7	43	Owen				TRIDENT		Formula Alpine	232.7	10	232.2	18	230.2	5	230.2	8	230.2	9	231.1
8	47	Nikhil BOHRA				TRIDENT		Formula Alpine	232.7	11	231.7	12	231.2	16	231.2	19	230.7	15	231.5
9	21	Kirill SMAL		R	4	MONOLITE RACING		Formula Alpine	232.2	11	230.7	12	230.7	14	230.2	15	229.7	9	230.7
10	27	Kas HAVERKORT				VAN AMERSFOORT		Formula Alpine	232.2	14	232.2	15	230.7	16	230.2	5	230.2	7	231.1
11	30	Michael BELOV				G4 RACING		Formula Alpine	232.2	15	230.2	16	229.2	14	228.8	7	228.8	13	229.8
12	33	Lucas MEDINA		R	5	SAINTELOC RACING		Formula Alpine	232.2	9	231.2	14	230.2	15	229.7	6	229.2	10	230.5
13	34	Martinius		R	6	R-ACE GP		Formula Alpine	232.2	13	231.2	14	230.7	6	230.2	7	230.2	18	230.9
14	77	Tim TRAMNITZ				R-ACE GP		Formula Alpine	232.2	15	232.2	16	230.7	14	230.7	18	230.2	6	231.2
15	85	Macéo CAPIETTO				RPM		Formula Alpine	232.2	9	231.7	17	231.7	20	231.2	10	231.2	16	231.6
16	15	Sami				MP MOTORSPORT		Formula Alpine	231.7	12	231.7	13	230.2	6	230.2	15	229.7	17	230.7
17	18	Laurens VAN				ART GRAND PRIX		Formula Alpine	231.7	17	230.7	19	230.7	20	229.7	5	229.7	7	230.5
18	99	Giovanni MASCHIO				MONOLITE RACING		Formula Alpine	231.7	10	230.7	6	230.2	5	229.7	11	229.7	12	230.4
19	7	Lorenzo FLUXA				PREMA RACING		Formula Alpine	231.2	15	230.7	14	230.2	10	229.7	7	229.2	9	230.2
20	9	Charlie WURZ				ART GRAND PRIX		Formula Alpine	231.2	9	231.2	15	230.2	10	230.2	14	230.2	18	230.6
21	64	Maya WEUG		R	7	KIC MOTORSPORT		Formula Alpine	231.2	16	230.7	6	230.7	7	230.2	11	229.7	20	230.5
22	68	Niels KOOLEN				VAN AMERSFOORT		Formula Alpine	231.2	14	229.2	15	228.8	16	228.8	17	228.8	18	229.4
23	12	Andrea Kimi				PREMA RACING		Formula Alpine	230.7	15	229.7	6	229.7	10	229.7	14	229.7	18	229.9
24	19	Esteban MASSON				SAINTELOC RACING		Formula Alpine	230.7	15	229.2	7	229.2	16	228.8	9	228.8	17	229.3
25	26	Victor BERNIER				MP MOTORSPORT		Formula Alpine	230.7	9	230.7	14	230.2	6	230.2	16	229.2	17	230.2
26	29	Enzo SCIONTI				MONOLITE RACING		Formula Alpine	230.7	12	229.7	5	229.7	11	229.7	16	229.2	8	229.8
27	25	Marcus AMAND		R	8	ART GRAND PRIX		Formula Alpine	230.2	6	230.2	9	230.2	10	230.2	15	230.2	17	230.2
28	28	Pierre - Alexandre		R	9	G4 RACING		Formula Alpine	230.2	17	228.8	13	228.3	14	228.3	15	228.3	16	228.8
29	88	Matias ZAGAZETA				R-ACE GP		Formula Alpine	230.2	14	229.7	16	229.7	17	228.8	15	228.8	18	229.4
30	4	Roman BILINSKI				TRIDENT		Formula Alpine	229.7	7	229.2	16	228.8	5	228.8	9	228.8	15	229.1
31	11	Levente REVESZ				ARDEN		Formula Alpine	228.8	7	228.8	15	228.3	14	228.3	18	227.8	17	228.4
32	23	Ivan KLYMENKO		R	10	KIC MOTORSPORT		Formula Alpine	228.8	16	228.3	10	227.8	17	226.8	12	226.8	19	227.7
33	13	Joshua DUFEK				VAN AMERSFOORT		Formula Alpine	227.8	6	226.8	5	221.7	4	189.8	3	62.0	2	185.6



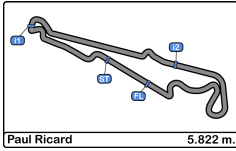
Paul Ricard
Formula Regional Championship by Alpine
Collective Test 1
Fastest Laps Sequence

Lap	Time of Day	Session Time	N° Driver	Nat	Cat	Team	Nat	Vehicle	Time	Km/h
2	12:23:14.722	5:14.722	64 Maya WEUG		NLD	R KIC MOTORSPORT		FIN Formula Alpine	2:26.630	142.9
2	12:23:15.538	5:15.538	19 Esteban MASSON		FRA	SAINTELOC RACING		FRA Formula Alpine	2:09.108	162.3
3	12:25:30.819	7:30.819	73 Emerson FITTIPALDI		BRA	R SAINTELOC RACING		FRA Formula Alpine	2:07.401	164.5
3	12:26:28.122	8:28.122	15 Sami		FRA	MP MOTORSPORT		NLD Formula Alpine	2:04.533	168.3
3	12:26:33.819	8:33.819	26 Victor BERNIER		FRA	MP MOTORSPORT		NLD Formula Alpine	2:02.126	171.6
4	12:28:30.033	10:30.033	15 Sami		FRA	MP MOTORSPORT		NLD Formula Alpine	2:01.911	171.9
4	12:29:11.961	11:11.961	8 Rafael CAMARA		BRA	PREMA RACING		ITA Formula Alpine	2:01.436	172.5
5	12:31:12.800	13:12.800	8 Rafael CAMARA		BRA	PREMA RACING		ITA Formula Alpine	2:00.839	173.4
7	12:34:26.692	16:26.692	77 Tim TRAMNITZ		DEU	R-ACE GP		FRA Formula Alpine	2:00.589	173.8
13	12:58:02.843	40:02.843	15 Sami		FRA	MP MOTORSPORT		NLD Formula Alpine	2:00.551	173.8
12	12:58:40.657	40:40.657	8 Rafael CAMARA		BRA	PREMA RACING		ITA Formula Alpine	2:00.328	174.1
15	12:59:09.838	41:09.838	65 Santiago RAMOS		MEX	RPM		ITA Formula Alpine	1:59.748	175.0
20	13:09:27.788	51:27.788	65 Santiago RAMOS		MEX	RPM		ITA Formula Alpine	1:59.744	175.0



Paul Ricard
Formula Regional Championship by Alpine
Collective Test 1
Event Best Maximum Speed

N°	Driver	Nat	Cat	Clas	Team	Nat	Vehicle	Km/h	Session
3	Alessandro GIUSTI		FRA	R 1	G4 RACING		CHE	Formula Alpine	233.7 Collective Test 1
73	Emerson FITTIPALDI		BRA	R 2	SAINTELOC RACING		FRA	Formula Alpine	233.2 Collective Test 1
5	Tom LEBBON		GBR	R 3	ARDEN		GBR	Formula Alpine	233.2 Collective Test 1
65	Santiago RAMOS		MEX		RPM		ITA	Formula Alpine	233.2 Collective Test 1
8	Rafael CAMARA		BRA		PREMA RACING		ITA	Formula Alpine	233.2 Collective Test 1
43	Owen		FRA		TRIDENT		ITA	Formula Alpine	232.7 Collective Test 1
47	Nikhil BOHRA		USA		TRIDENT		ITA	Formula Alpine	232.7 Collective Test 1
10	Joshua DURKSEN		PRY		ARDEN		GBR	Formula Alpine	232.7 Collective Test 1
33	Lucas MEDINA		COL	R 4	SAINTELOC RACING		FRA	Formula Alpine	232.2 Collective Test 1
85	Macéo CAPIETTO		FRA		RPM		ITA	Formula Alpine	232.2 Collective Test 1
34	Martinius		NOR	R 5	R-ACE GP		FRA	Formula Alpine	232.2 Collective Test 1
30	Michael BELOV		GZ		G4 RACING		CHE	Formula Alpine	232.2 Collective Test 1
21	Kirill SMAL		GZ	R 6	MONOLITE RACING		ITA	Formula Alpine	232.2 Collective Test 1
27	Kas HAVERKORT		NLD		VAN AMERSFOORT		NLD	Formula Alpine	232.2 Collective Test 1
77	Tim TRAMNITZ		DEU		R-ACE GP		FRA	Formula Alpine	232.2 Collective Test 1
15	Sami		FRA		MP MOTORSPORT		NLD	Formula Alpine	231.7 Collective Test 1
99	Giovanni MASCHIO		ITA		MONOLITE RACING		ITA	Formula Alpine	231.7 Collective Test 1
18	Laurens VAN		NLD		ART GRAND PRIX		FRA	Formula Alpine	231.7 Collective Test 1
9	Charlie WURZ		AUT		ART GRAND PRIX		FRA	Formula Alpine	231.2 Collective Test 1
64	Maya WEUG		NLD	R 7	KIC MOTORSPORT		FIN	Formula Alpine	231.2 Collective Test 1
68	Niels KOOLEN		NLD		VAN AMERSFOORT		NLD	Formula Alpine	231.2 Collective Test 1
7	Lorenzo FLUXA		ESP		PREMA RACING		ITA	Formula Alpine	231.2 Collective Test 1
26	Victor BERNIER		FRA		MP MOTORSPORT		NLD	Formula Alpine	230.7 Collective Test 1
19	Esteban MASSON		FRA		SAINTELOC RACING		FRA	Formula Alpine	230.7 Collective Test 1
29	Enzo SCIONTI		USA		MONOLITE RACING		ITA	Formula Alpine	230.7 Collective Test 1
12	Andrea Kimi		ITA		PREMA RACING		ITA	Formula Alpine	230.7 Collective Test 1
25	Marcus AMAND		FRA	R 8	ART GRAND PRIX		FRA	Formula Alpine	230.2 Collective Test 1
88	Matias ZAGAZETA		PER		R-ACE GP		FRA	Formula Alpine	230.2 Collective Test 1
28	Pierre - Alexandre		LUX	R 9	G4 RACING		CHE	Formula Alpine	230.2 Collective Test 1
4	Roman BILINSKI		POL		TRIDENT		ITA	Formula Alpine	229.7 Collective Test 1
11	Levente REVESZ		HUN		ARDEN		GBR	Formula Alpine	228.8 Collective Test 1
23	Ivan KLYMENKO		UKR	R 10	KIC MOTORSPORT		FIN	Formula Alpine	228.8 Collective Test 1
13	Joshua DUFEK		CHE		VAN AMERSFOORT		NLD	Formula Alpine	227.8 Collective Test 1



Paul Ricard
Formula Regional Championship by Alpine
Collective Test 1
Pit Stop Analysis

3 Alessandro GIUSTI Formula Alpine
Rookie G4 RACING

N°	In Day Time	In Time	Out Time	Pit Time	T. Pit Time	Handicap	Diff.
1	12:20:57.610	12:20:57.610	12:24:46.271	3:48.661	3:48.661		
2	12:41:38.409	12:41:38.409	12:49:07.839	7:29.430	11:18.091		

4 Roman BILINSKI Formula Alpine
TRIDENT

N°	In Day Time	In Time	Out Time	Pit Time	T. Pit Time	Handicap	Diff.
1	12:24:20.109	12:24:20.109	12:27:20.786	3:00.677	3:00.677		
2	12:47:51.903	12:47:51.903	12:54:10.653	6:18.750	9:19.427		

5 Tom LEBBON Formula Alpine
Rookie ARDEN

N°	In Day Time	In Time	Out Time	Pit Time	T. Pit Time	Handicap	Diff.
1	12:41:23.053	12:41:23.053	12:49:55.805	8:32.752	8:32.752		

7 Lorenzo FLUXA Formula Alpine
PREMA RACING

N°	In Day Time	In Time	Out Time	Pit Time	T. Pit Time	Handicap	Diff.
1	12:41:04.235	12:41:04.235	12:50:11.147	9:06.912	9:06.912		

8 Rafael CAMARA Formula Alpine
PREMA RACING

N°	In Day Time	In Time	Out Time	Pit Time	T. Pit Time	Handicap	Diff.
1	12:37:35.820	12:37:35.820	12:49:38.688	12:02.868	12:02.868		

9 Charlie WURZ Formula Alpine
ART GRAND PRIX

N°	In Day Time	In Time	Out Time	Pit Time	T. Pit Time	Handicap	Diff.
1	12:40:58.245	12:40:58.245	12:51:24.771	10:26.526	10:26.526		

10 Joshua DURKSEN Formula Alpine
ARDEN

N°	In Day Time	In Time	Out Time	Pit Time	T. Pit Time	Handicap	Diff.
1	12:41:27.718	12:41:27.718	12:49:34.685	8:06.967	8:06.967		

11 Levente REVESZ Formula Alpine
ARDEN

N°	In Day Time	In Time	Out Time	Pit Time	T. Pit Time	Handicap	Diff.
1	12:43:23.774	12:43:23.774	12:51:39.154	8:15.380	8:15.380		

12 Andrea Kimi ANTONELLI Formula Alpine
PREMA RACING

N°	In Day Time	In Time	Out Time	Pit Time	T. Pit Time	Handicap	Diff.
1	12:41:57.332	12:41:57.332	12:48:58.638	7:01.306	7:01.306		

15 Sami MEGUETOUNIF Formula Alpine
MP MOTORSPORT

N°	In Day Time	In Time	Out Time	Pit Time	T. Pit Time	Handicap	Diff.
1	12:39:26.358	12:39:26.358	12:49:22.539	9:56.181	9:56.181		

18 Laurens VAN HOEPEN Formula Alpine
ART GRAND PRIX

N°	In Day Time	In Time	Out Time	Pit Time	T. Pit Time	Handicap	Diff.
1	12:43:06.692	12:43:06.692	12:51:08.365	8:01.673	8:01.673		

19 Esteban MASSON Formula Alpine
SAINTELOC RACING

N°	In Day Time	In Time	Out Time	Pit Time	T. Pit Time	Handicap	Diff.
1	12:40:07.243	12:40:07.243	12:46:46.546	6:39.303	6:39.303		

21 Kirill SMAL Formula Alpine
Rookie MONOLITE RACING

N°	In Day Time	In Time	Out Time	Pit Time	T. Pit Time	Handicap	Diff.
1	12:35:51.355	12:35:51.355	12:38:16.522	2:25.167	2:25.167		
2	13:01:30.986	13:01:30.986	13:03:34.937	2:03.951	4:29.118		

23 Ivan KLYMENKO Formula Alpine
Rookie KIC MOTORSPORT

N°	In Day Time	In Time	Out Time	Pit Time	T. Pit Time	Handicap	Diff.
1	12:23:22.228	12:23:22.228	12:23:51.058	28.830	28.830		
2	12:45:44.886	12:45:44.886	12:50:21.924	4:37.038	5:05.868		

25 Marcus AMAND Formula Alpine
Rookie ART GRAND PRIX

N°	In Day Time	In Time	Out Time	Pit Time	T. Pit Time	Handicap	Diff.
1	12:41:11.771	12:41:11.771	12:51:17.234	10:05.463	10:05.463		

26 Victor BERNIER Formula Alpine
MP MOTORSPORT

N°	In Day Time	In Time	Out Time	Pit Time	T. Pit Time	Handicap	Diff.
1	12:39:21.075	12:39:21.075	12:49:17.537	9:56.462	9:56.462		

27 Kas HAVERKORT Formula Alpine
VAN AMERSFOORT RACING

N°	In Day Time	In Time	Out Time	Pit Time	T. Pit Time	Handicap	Diff.
1	12:21:44.500	12:21:44.500	12:25:30.392	3:45.892	3:45.892		
2	12:45:22.337	12:45:22.337	12:51:31.781	6:09.444	9:55.336		

28 Pierre - Alexandre PROVOST Formula Alpine
Rookie G4 RACING

N°	In Day Time	In Time	Out Time	Pit Time	T. Pit Time	Handicap	Diff.
1	12:25:05.291	12:25:05.291	12:27:47.343	2:42.052	2:42.052		
2	12:38:34.577	12:38:34.577	12:42:02.591	3:28.014	6:10.066		
3	12:50:41.589	12:50:41.589	12:54:21.996	3:40.407	9:50.473		

29 Enzo SCIONTI Formula Alpine
MONOLITE RACING

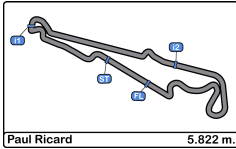
N°	In Day Time	In Time	Out Time	Pit Time	T. Pit Time	Handicap	Diff.
1	12:39:57.840	12:39:57.840	12:49:16.171	9:18.331	9:18.331		

30 Michael BELOV Formula Alpine
G4 RACING

N°	In Day Time	In Time	Out Time	Pit Time	T. Pit Time	Handicap	Diff.
1	12:21:21.289	12:21:21.289	12:24:36.179	3:14.890	3:14.890		
2	12:41:45.178	12:41:45.178	12:45:25.384	3:40.206	6:55.096		

33 Lucas MEDINA Formula Alpine
Rookie SAINTELOC RACING

N°	In Day Time	In Time	Out Time	Pit Time	T. Pit Time	Handicap	Diff.
1	12:41:34.230	12:41:34.230	12:50:03.627	8:29.397	8:29.397		



Paul Ricard
Formula Regional Championship by Alpine
Collective Test 1
Pit Stop Analysis

34 Martinius STENSHORNE Formula Alpine
 Rookie R-ACE GP

N°	In Day Time	In Time	Out Time	Pit Time	T. Pit Time	Handicap	Diff.
1	12:38:40.836	12:38:40.836	12:49:30.245	10:49.409	10:49.409		

43 Owen TANGAVELOU Formula Alpine
 TRIDENT

N°	In Day Time	In Time	Out Time	Pit Time	T. Pit Time	Handicap	Diff.
1	12:24:18.548	12:24:18.548	12:27:29.038	3:10.490	3:10.490		
2	12:48:01.121	12:48:01.121	12:55:00.612	6:59.491	10:09.981		

47 Nikhil BOHRA Formula Alpine
 TRIDENT

N°	In Day Time	In Time	Out Time	Pit Time	T. Pit Time	Handicap	Diff.
1	12:24:21.726	12:24:21.726	12:27:36.347	3:14.621	3:14.621		
2	12:48:04.962	12:48:04.962	12:53:50.895	5:45.933	9:00.554		

64 Maya WEUG Formula Alpine
 Rookie KIC MOTORSPORT

N°	In Day Time	In Time	Out Time	Pit Time	T. Pit Time	Handicap	Diff.
1	12:23:05.376	12:23:05.376	12:23:34.090	28.714	28.714		
2	12:38:11.514	12:38:11.514	12:41:14.784	3:03.270	3:31.984		
3	12:47:30.452	12:47:30.452	12:50:29.862	2:59.410	6:31.394		

65 Santiago RAMOS Formula Alpine
 RPM

N°	In Day Time	In Time	Out Time	Pit Time	T. Pit Time	Handicap	Diff.
1	12:22:32.958	12:22:32.958	12:23:03.835	30.877	30.877		
2	12:45:32.037	12:45:32.037	12:52:35.515	7:03.478	7:34.355		

68 Niels KOOLEN Formula Alpine
 VAN AMERSFOORT RACING

N°	In Day Time	In Time	Out Time	Pit Time	T. Pit Time	Handicap	Diff.
1	12:21:48.186	12:21:48.186	12:25:15.683	3:27.497	3:27.497		
2	12:44:52.243	12:44:52.243	12:52:16.195	7:23.952	10:51.449		

73 Emerson FITTIPALDI Jr. Formula Alpine
 Rookie SAINTELOC RACING

N°	In Day Time	In Time	Out Time	Pit Time	T. Pit Time	Handicap	Diff.
1	12:40:18.091	12:40:18.091	12:48:20.713	8:02.622	8:02.622		

77 Tim TRAMNITZ Formula Alpine
 R-ACE GP

N°	In Day Time	In Time	Out Time	Pit Time	T. Pit Time	Handicap	Diff.
1	12:40:43.630	12:40:43.630	12:49:24.196	8:40.566	8:40.566		

85 Macéo CAPIETTO Formula Alpine
 RPM

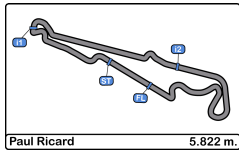
N°	In Day Time	In Time	Out Time	Pit Time	T. Pit Time	Handicap	Diff.
1	12:22:36.468	12:22:36.468	12:23:09.121	32.653	32.653		
2	12:48:09.274	12:48:09.274	12:54:00.046	5:50.772	6:23.425		

88 Matias ZAGAZETA Formula Alpine
 R-ACE GP

N°	In Day Time	In Time	Out Time	Pit Time	T. Pit Time	Handicap	Diff.
1	12:41:07.045	12:41:07.045	12:49:31.516	8:24.471	8:24.471		

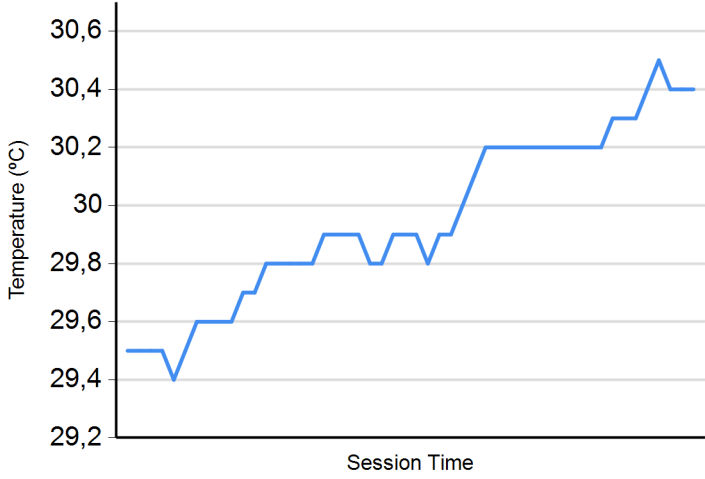
99 Giovanni MASCHIO Formula Alpine
 MONOLITE RACING

N°	In Day Time	In Time	Out Time	Pit Time	T. Pit Time	Handicap	Diff.
1	12:20:55.452	12:20:55.452	12:24:09.836	3:14.384	3:14.384		
2	12:37:06.230	12:37:06.230	12:50:44.780	13:38.550	16:52.934		
3	13:01:25.801	13:01:25.801	13:05:47.912	4:22.111	21:15.045		

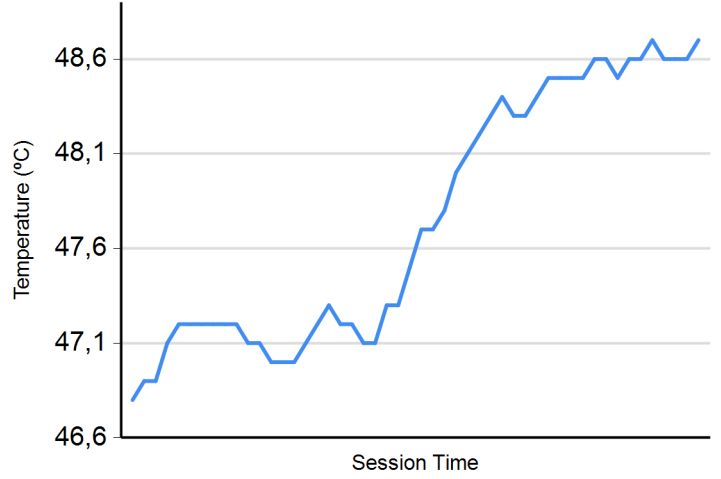


Paul Ricard
Formula Regional Championship by Alpine
Collective Test 1
Weather Report

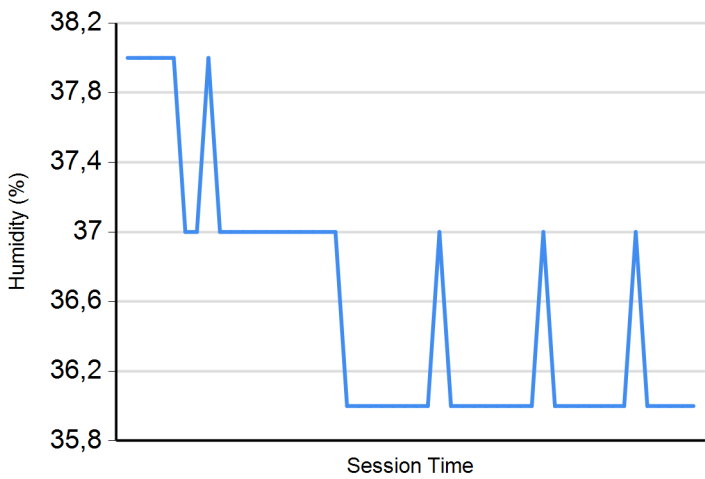
Air Temperature



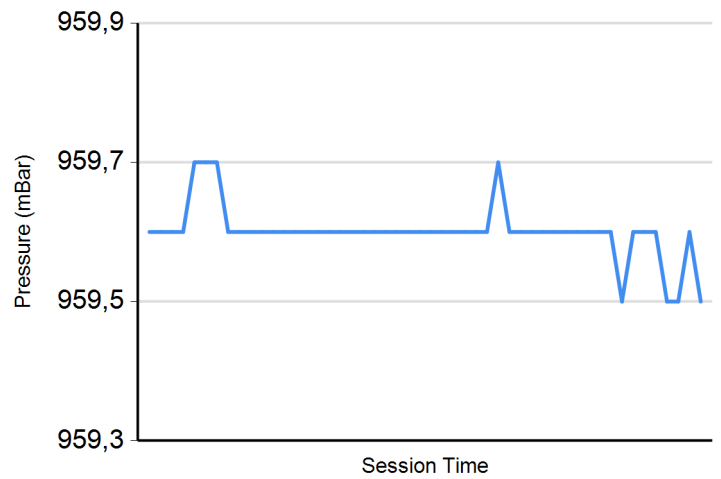
Track Temperature



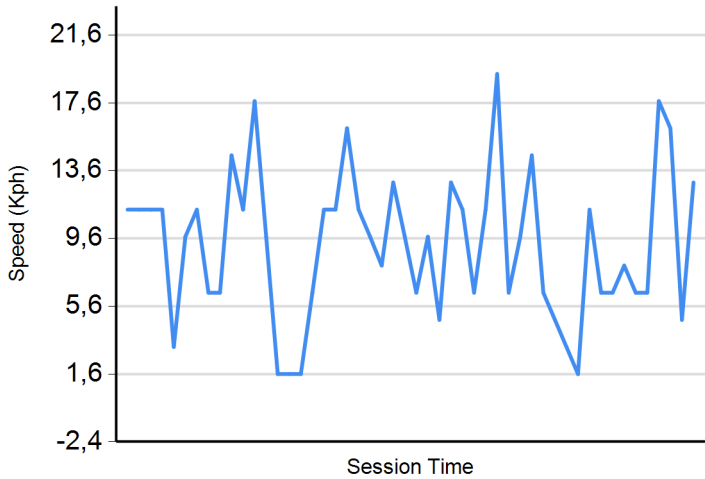
Humidity



Pressure



Wind Speed



Wind direction

North = 0°/360° Est = 90° South = 180° West = 270°

