

Paul Ricard
TCR Europe
Free Practice - 1
Provisional Results



Clas	Nº	Driver	Nat	Cat	Clas	Team	Nat	Vehicle	Laps	Best	Time	Gap	Interval	Km/h
1	34	CORONEL		D	1	Comtoyou Racing		Audi RS 3 LMS TCR	12	4	2:13.714			156.7
2	22	PAUWELS		R	1	Comtoyou Racing		Audi RS 3 LMS TCR	11	8	2:14.059	0.345	0.345	156.3
3	78	BOTTEMANNE				SP Compétition		CUPRA Leon	11	6	2:14.676	0.962	0.617	155.6
4	127	VOLT		R	2	ALM Motorsport		Honda Civic Type R	11	7	2:14.706	0.992	0.030	155.5
5	27	FILIPPI				Comtoyou		Audi RS 3 LMS TCR	12	3	2:14.748	1.034	0.042	155.5
6	8	BALDAN		D	2	Comtoyou Racing		Audi RS 3 LMS TCR	6	3	2:14.764	1.050	0.016	155.5
7	264	LOSONCZY		R	3	Aggressive Team Italia		Hyundai Elantra N TCR	12	10	2:15.096	1.382	0.332	155.1
8	39	BROWN				Volcano Motorsport		Audi RS 3 LMS TCR	12	11	2:15.355	1.641	0.259	154.8
9	11	DAVIDOVSKI		D	3	Comtoyou		Audi RS 3 LMS TCR	12	5	2:15.490	1.776	0.135	154.6
10	18	BUTTI		R	4	Target Competition		Hyundai Elantra N TCR	11	4	2:15.672	1.958	0.182	154.4
11	10	ANDERSSON		R	5	MA:GP		Lynk & Co 03 TCR	9	8	2:15.731	2.017	0.059	154.4
12	76	COMTE				SP Compétition		CUPRA Leon	11	10	2:16.277	2.563	0.546	153.7
13	7	TKACHENKO		R	6	Volcano Motorsport		Audi RS 3 LMS TCR	1	1	11:46:13.074	11:43:59.	11:43:56.	00.0

Published at:.....

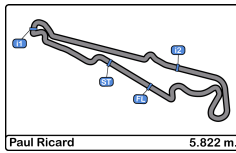
Track Temp: **46.2 °C** Air Temp: **29.5 °C** Humidity: **38 %** Track Status: **DRY**

Race Director:

Timekeeper:

Luis Garcia
 JOB-1605-ESP/M





Paul Ricard
TCR Europe
Free Practice - 1



Provisional Results by Category

Clas	Nº	Driver	Nat	Cat	Clas	Team	Nat	Vehicle	Laps	Best	Time	Gap	Interval	Km/h
1	78	BOTTEMANNE				SP Compétition		CUPRA Leon	11	6	2:14.676			155.6
2	27	FILIPPI				Comtoyou		Audi RS 3 LMS TCR	12	3	2:14.748	0.072	0.072	155.5
3	39	BROWN				Volcano Motorsport		Audi RS 3 LMS TCR	12	11	2:15.355	0.679	0.607	154.8
4	76	COMTE				SP Compétition		CUPRA Leon	11	10	2:16.277	1.601	0.922	153.7

Rookie

Clas	Nº	Driver	Nat	Cat	Clas	Team	Nat	Vehicle	Laps	Best	Time	Gap	Interval	Km/h
1	22	PAUWELS		R	1	Comtoyou Racing		Audi RS 3 LMS TCR	11	8	2:14.059			156.3
2	127	VOLT		R	2	ALM Motorsport		Honda Civic Type R	11	7	2:14.706	0.647	0.647	155.5
3	264	LOSONCZY		R	3	Aggressive Team Italia		Hyundai Elantra N TCR	12	10	2:15.096	1.037	0.390	155.1
4	18	BUTTI		R	4	Target Competition		Hyundai Elantra N TCR	11	4	2:15.672	1.613	0.576	154.4
5	10	ANDERSSON		R	5	MA:GP		Lynk & Co 03 TCR	9	8	2:15.731	1.672	0.059	154.4
6	7	TKACHENKO		R	6	Volcano Motorsport		Audi RS 3 LMS TCR	1	1	11:46:13.074	11:43:59.	11:43:57.	00.0

D

Clas	Nº	Driver	Nat	Cat	Clas	Team	Nat	Vehicle	Laps	Best	Time	Gap	Interval	Km/h
1	34	CORONEL		D	1	Comtoyou Racing		Audi RS 3 LMS TCR	12	4	2:13.714			156.7
2	8	BALDAN		D	2	Comtoyou Racing		Audi RS 3 LMS TCR	6	3	2:14.764	1.050	1.050	155.5
3	11	DAVIDOVSKI		D	3	Comtoyou		Audi RS 3 LMS TCR	12	5	2:15.490	1.776	0.726	154.6

Published at:.....

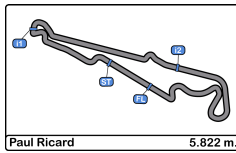
Track Temp: **46.2 °C** Air Temp: **29.5 °C** Humidity: **38 %** Track Status: **DRY**

Race Director:

Timekeeper:

Luis Garcia
 JOB-1605-ESP/M



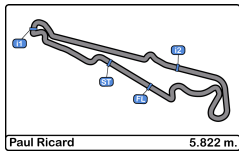


Paul Ricard
TCR Europe
Free Practice - 1
Lap Analysis



7 Daniel Tkachenko Audi RS 3 LMS TCR							22 Kobe Pauwels Audi RS 3 LMS TCR										
Rookie Volcano Motorsport							Rookie Comtoy Racing										
Lap	D	Time	Sector 1	Sector 2	Sector 3	T. Spd	Elapsed	Lap	D	Time	Sector 1	Sector 2	Sector 3	T. Spd	Elapsed		
1		11:46:13.074	P	11:40:37.184	42.698	4:53.192	108.9	11:46:13.074	1		11:41:48.772	P	11:39:59.412	42.805	1:06.555	125.7	11:41:48.772
8 Nicola Baldan Audi RS 3 LMS TCR							2										
D Comtoy Racing							3										
Lap	D	Time	Sector 1	Sector 2	Sector 3	T. Spd	Elapsed	Lap	D	Time	Sector 1	Sector 2	Sector 3	T. Spd	Elapsed		
1		12:01:02.489	11:59:14.960	45.788	1:01.741	123.7	12:01:02.489	2		4:19.149	2:41.106	40.677	57.366	134.6	11:46:07.921		
2		2:20.281	37.241	40.882	1:02.158	221.7	12:03:22.770	3		2:14.643	37.360	40.377	56.906	224.5	11:48:22.564		
3		2:14.764	36.916	40.385	57.463	222.6	12:05:37.534	4		2:14.185	36.801	40.382	57.002	225.4	11:50:36.749		
4		2:14.970	36.660	40.447	57.863	224.0	12:07:52.504	5		2:14.577	36.828	40.691	57.058	225.4	11:52:51.326		
5		2:16.084	37.257	40.786	58.041	220.8	12:10:08.588	6		2:26.202	P	36.496	40.661	1:09.045	228.3	11:55:17.528	
6		3:01.954	P	45.916	47.918	1:28.120	162.1	12:13:10.542	7		5:02.129	3:04.186	47.686	1:10.257	127.0	12:00:19.657	
10 Viktor Andersson Lynk & Co 03 TCR							27 John Filippi Audi RS 3 LMS TCR										
Rookie MA:GP							Comtoy										
Lap	D	Time	Sector 1	Sector 2	Sector 3	T. Spd	Elapsed	Lap	D	Time	Sector 1	Sector 2	Sector 3	T. Spd	Elapsed		
1		11:44:39.379	P	11:40:31.769	45.406	3:22.204	106.0	11:44:39.379	1		11:42:01.265	11:40:14.129	45.740	1:01.396	119.2	11:42:01.265	
2		2:40.967	58.315	43.002	59.650	112.2	11:47:20.346	2		2:15.295	37.198	40.666	57.431	224.5	11:44:16.560		
3		2:18.047	37.994	41.866	58.187	215.1	11:49:38.393	3		2:14.748	36.896	40.540	57.312	224.5	11:46:31.308		
4		2:16.031	37.222	41.392	57.417	214.7	11:51:54.424	4		2:15.641	37.019	40.935	57.687	225.9	11:48:46.949		
5		9:05.652	P	37.035	41.048	7:47.569	216.4	12:01:00.076	5		2:16.597	37.108	40.993	58.496	224.5	11:51:03.546	
6		3:03.887	1:23.634	41.619	58.634	119.2	12:04:03.963	6		2:28.302	P	37.206	40.977	1:10.119	224.0	11:53:31.848	
7		2:15.823	37.184	41.030	57.609	217.3	12:06:19.786	7		7:58.042	6:19.382	40.835	57.825	115.6	12:01:29.890		
8		2:15.731	37.330	41.040	57.361	217.3	12:08:35.517	8		2:15.172	36.923	40.719	57.530	224.5	12:03:45.062		
9		4:26.294	P	37.111	41.189	3:07.994	216.8	12:13:01.811	9		2:14.983	37.112	40.514	57.357	226.4	12:06:00.045	
11 Viktor Davidovski Audi RS 3 LMS TCR							34 Tom Coronel Audi RS 3 LMS TCR										
D Comtoy							D Comtoy Racing										
Lap	D	Time	Sector 1	Sector 2	Sector 3	T. Spd	Elapsed	Lap	D	Time	Sector 1	Sector 2	Sector 3	T. Spd	Elapsed		
1		11:41:46.406	11:40:02.665	43.532	1:00.209	111.6	11:41:46.406	1		11:41:52.529	11:40:07.434	43.855	1:01.240	95.8	11:41:52.529		
2		2:15.876	37.368	40.641	57.867	222.2	11:44:02.282	2		2:23.905	P	37.486	40.506	1:05.913	222.6	11:44:16.434	
3		2:25.109	P	37.342	40.863	1:06.904	222.6	11:46:27.391	3		4:12.164	2:30.175	41.093	1:00.896	114.5	11:48:28.598	
4		7:53.909	6:10.547	44.047	59.315	93.1	11:54:21.300	4		2:13.714	36.587	40.166	56.961	224.5	11:50:42.312		
5		2:15.490	36.947	40.881	57.662	224.0	11:56:36.790	5		2:13.885	36.507	40.384	56.994	225.0	11:52:56.197		
6		2:34.619	39.295	47.101	1:08.223	223.1	11:59:11.409	6		2:13.933	36.536	40.398	56.999	226.8	11:55:10.130		
7		2:15.819	36.904	40.953	57.962	222.6	12:01:27.228	7		2:14.120	36.716	40.309	57.095	226.4	11:57:24.250		
8		2:15.622	36.868	40.941	57.813	223.6	12:03:42.850	8		2:15.411	37.331	40.815	57.265	225.9	11:59:39.661		
9		2:18.512	37.128	41.100	1:00.284	224.0	12:06:01.362	9		2:15.108	37.018	40.485	57.605	224.5	12:01:54.769		
10		2:16.463	37.100	40.969	58.394	225.9	12:08:17.825	10		2:14.898	36.971	40.510	57.417	224.5	12:04:09.667		
11		2:22.825	39.724	40.768	1:02.333	224.0	12:10:40.650	11		2:14.722	36.735	40.487	57.500	226.4	12:06:24.389		
12		3:01.805	P	45.905	52.913	1:22.987	171.1	12:13:42.455	12		2:20.790	P	37.040	40.566	1:03.184	225.9	12:08:45.179
18 Marco Butti Hyundai Elantra N TCR							Target Competition										
Rookie																	
Lap	D	Time	Sector 1	Sector 2	Sector 3	T. Spd	Elapsed										
1		11:42:09.487	11:40:13.262	46.167	1:10.058	123.7	11:42:09.487										
2		2:16.210	37.418	40.602	58.190	220.8	11:44:25.697										
3		2:16.519	37.049	40.941	58.529	221.3	11:46:42.216										
4		2:15.672	37.119	38.374	1:00.179	219.9	11:48:57.888										
5		2:19.789	36.998	41.099	1:01.692	220.4	11:51:17.677										
6		2:16.401	37.350	41.013	58.038	222.2	11:53:34.078										
7		7:48.219	P	37.494	40.624	6:30.101	223.1	12:01:22.297									
8		2:37.914	56.580	41.864	59.470	130.9	12:04:00.211										
9		2:15.760	36.859	40.753	58.148	219.5	12:06:15.971										
10		2:15.587	36.974	40.750	57.863	221.3	12:08:31.558										
11		3:21.100	P	37.182	40.810	2:03.108	218.6	12:11:52.658									





Paul Ricard
TCR Europe
Free Practice - 1
Lap Analysis



39

Lewis Brown

Audi RS 3 LMS TCR

127

Ruben Volt

Honda Civic Type R FL5 TCR

Volcano Motorsport Rookie

ALM Motorsport

Lap	D	Time	Sector 1	Sector 2	Sector 3	T. Spd	Elapsed	Lap	D	Time	Sector 1	Sector 2	Sector 3	T. Spd	Elapsed
1		11:42:26.474	11:40:41.564	44.351	1:00.559	126.3	11:42:26.474	1		11:42:11.915	11:40:26.905	43.981	1:01.029	112.7	11:42:11.915
2		2:16.604	37.749	41.009	57.846	223.6	11:44:43.078	2		2:21.368	39.217	42.258	59.893	221.7	11:44:33.283
3		2:16.291	37.432	41.044	57.815	223.1	11:46:59.369	3		2:17.890	38.351	40.885	58.654	221.3	11:46:51.173
4		2:16.811	37.035	40.685	59.091	226.8	11:49:16.180	4		4:37.651 P	40.514	49.463	3:07.674	220.8	11:51:28.824
5		2:17.086	37.004	40.972	59.110	225.9	11:51:33.266	5		2:56.374	1:17.575	40.791	58.008	127.2	11:54:25.198
6		2:15.887	36.943	40.879	58.065	226.8	11:53:49.153	6		2:15.332	37.102	40.555	57.675	222.6	11:56:40.530
7		2:38.556 P	39.691	46.198	1:12.667	227.3	11:56:27.709	7		2:14.706	36.738	40.607	57.361	222.2	11:58:55.236
8		5:28.545	3:35.461	42.540	1:10.544	122.3	12:01:56.254	8		2:49.494	37.365	40.809	1:01.317	222.2	12:01:14.727
9		2:16.365	37.282	40.878	58.205	224.5	12:04:12.619	9		2:15.033	36.955	40.584	57.494	223.1	12:03:29.760
10		2:15.715	37.059	40.801	57.855	226.4	12:06:28.334	10		2:57.887 P	37.186	40.824	1:39.877	222.6	12:06:27.647
11		2:15.355	36.963	40.637	57.755	225.9	12:08:43.689	11		4:16.437 P	1:14.002	40.807	2:21.628	125.5	12:10:44.084
12		2:32.252 P	37.148	41.176	1:13.928	224.5	12:11:15.941								

76

Aurélien Comte

CUPRA Leon Competición TCR

264

Levente Losonczy

Hyundai Elantra N TCR

SP Compétition

Rookie

Aggressive Team Italia

Lap	D	Time	Sector 1	Sector 2	Sector 3	T. Spd	Elapsed	Lap	D	Time	Sector 1	Sector 2	Sector 3	T. Spd	Elapsed
1		11:44:11.990 P	11:40:32.722	44.327	2:54.941	129.1	11:44:11.990	1		11:42:02.666	11:40:14.620	45.831	1:02.215	120.0	11:42:02.666
2		2:45.240	56.019	43.759	1:05.462	108.9	11:46:57.230	2		2:16.581	37.459	40.847	58.275	221.7	11:44:19.247
3		2:16.455	37.566	41.112	57.777	213.4	11:49:13.685	3		2:16.886	37.355	40.989	58.542	221.7	11:46:36.133
4		2:16.377	37.111	41.404	57.862	214.2	11:51:30.062	4		3:32.057 P	37.290	40.707	2:14.060	221.7	11:50:08.190
5		2:16.322	37.018	41.404	57.900	214.2	11:53:46.384	5		2:36.773	55.501	42.501	58.771	115.8	11:52:44.963
6		2:16.308	37.128	41.183	57.997	216.4	11:56:02.692	6		2:15.880	37.006	40.833	58.041	221.7	11:55:00.843
7		2:16.497	37.178	41.235	58.084	214.2	11:58:19.189	7		2:16.180	37.047	40.926	58.207	222.6	11:57:17.023
8		7:49.541 P	37.565	41.505	6:30.471	215.5	12:06:08.730	8		3:45.895 P	37.039	41.152	2:27.704	221.7	12:01:02.918
9		2:36.085	54.999	41.125	59.961	93.1	12:08:44.815	9		2:50.120	57.311	49.518	1:03.291	124.7	12:03:53.038
10		2:16.277	37.223	41.049	58.005	215.1	12:11:01.092	10		2:15.096	37.051	40.535	57.510	220.8	12:06:08.134
11		2:49.021 P	42.698	45.334	1:20.989	198.1	12:13:50.113	11		2:15.385	37.029	40.770	57.586	223.6	12:08:23.519
12								12		2:27.880 P	37.741	41.799	1:08.340	221.7	12:10:51.399

78

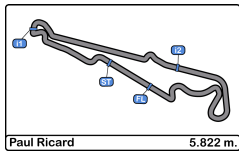
Sacha Bottemanne

CUPRA Leon Competición TCR

SP Compétition

Lap	D	Time	Sector 1	Sector 2	Sector 3	T. Spd	Elapsed
1		11:46:10.484 P	11:40:41.280	1:01.657	4:27.547	110.3	11:46:10.484
2		2:40.762	59.490	43.034	58.238	133.3	11:48:51.246
3		2:18.062	37.283	41.045	59.734	222.2	11:51:09.308
4		2:16.786	37.222	41.267	58.297	222.2	11:53:26.094
5		2:16.549	37.136	41.085	58.328	222.6	11:55:42.643
6		2:14.676	37.258	39.076	58.342	222.6	11:57:57.319
7		2:17.312	37.352	41.205	58.755	221.7	12:00:14.631
8		2:17.261	37.605	41.392	58.264	220.8	12:02:31.892
9		5:19.294 P	37.378	41.186	4:00.730	220.8	12:07:51.186
10		2:33.959	52.509	41.035	1:00.415	136.7	12:10:25.145
11		2:52.502 P	42.021	52.802	1:17.679	167.7	12:13:17.647



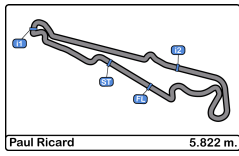


Paul Ricard
TCR Europe
Free Practice - 1



Best Sectors Results

Sector - 1			Sector - 2			Sector - 3			Ideal Lap vs Best Lap						
Clas	Nº	Driver	Time	Nº	Driver	Time	Nº	Driver	Time	Clas	Nº	Driver	Ideal Lap	Best Lap	Clas
1	22	Kobe Pauwels	36.496	18	Marco Butti	38.374	22	Kobe Pauwels	56.879	1	18	BUTTI	2:13.096	2:15.672	10
2	34	Tom Coronel	36.507	78	Sacha Bottemanne	39.076	34	Tom Coronel	56.961	2	34	CORONEL	2:13.634	2:13.714	1
3	8	Nicola Baldan	36.660	34	Tom Coronel	40.166	27	John Filippi	57.312	3	22	PAUWELS	2:13.711	2:14.059	2
4	12	Ruben Volt	36.738	22	Kobe Pauwels	40.336	127	Ruben Volt	57.361	4	78	BOTTEMANNE	2:14.450	2:14.676	3
5	27	John Filippi	36.764	8	Nicola Baldan	40.385	10	Viktor Andersson	57.361	5	8	BALDAN	2:14.508	2:14.764	6
6	18	Marco Butti	36.859	27	John Filippi	40.514	8	Nicola Baldan	57.463	6	27	FILIPPI	2:14.590	2:14.748	5
7	11	Viktor Davidovski	36.868	264	Levente Losonczy	40.535	264	Levente Losonczy	57.510	7	127	VOLT	2:14.654	2:14.706	4
8	39	Lewis Brown	36.943	127	Ruben Volt	40.555	11	Viktor Davidovski	57.662	8	264	LOSONCZY	2:15.051	2:15.096	7
9	26	Levente Losonczy	37.006	39	Lewis Brown	40.637	39	Lewis Brown	57.755	9	11	DAVIDOVSKI	2:15.171	2:15.490	9
10	76	Aurélien Comte	37.018	11	Viktor Davidovski	40.641	76	Aurélien Comte	57.777	10	39	BROWN	2:15.335	2:15.355	8
11	10	Viktor Andersson	37.035	10	Viktor Andersson	41.030	18	Marco Butti	57.863	11	10	ANDERSSON	2:15.426	2:15.731	11
12	78	Sacha Bottemanne	37.136	76	Aurélien Comte	41.049	78	Sacha Bottemanne	58.238	12	76	COMTE	2:15.844	2:16.277	12
13	7	Daniel Tkachenko	Transpo	7	Daniel Tkachenko	42.698	7	Daniel Tkachenko	4:53.192	13	7	TKACHENKO	Transpo	Transpo	13

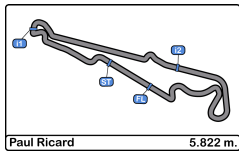


Paul Ricard
TCR Europe
Free Practice - 1
Best 5 Lap Times



Paul Ricard 5.822 m

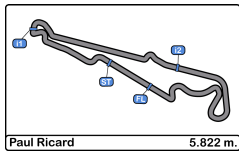
Cls	N°	Driver	Nat	Cat	Cls	Team	Nat	Vehicle	Best 1		Best 2		Best 3		Best 4		Best 5	
									Time	Lap	Time	Lap	Time	Lap	Time	Lap	Time	Lap
1	34	CORONEL		D	1	Comtoy Racing		Audi RS 3 LMS TCR	2:13.714	4	2:13.885	5	2:13.933	6	2:14.120	7	2:14.722	11
2	22	PAUWELS		R	1	Comtoy Racing		Audi RS 3 LMS TCR	2:14.059	8	2:14.107	10	2:14.185	4	2:14.577	5	2:14.643	3
3	78	BOTTEMANNE				SP Compétition		CUPRA Leon	2:14.676	6	2:16.549	5	2:16.786	4	2:17.261	8	2:17.312	7
4	127	VOLT		R	2	ALM Motorsport		Honda Civic Type R	2:14.706	7	2:15.033	9	2:15.332	6	2:17.890	3	2:21.368	2
5	27	FILIPPI				Comtoy		Audi RS 3 LMS TCR	2:14.748	3	2:14.983	9	2:15.098	10	2:15.172	8	2:15.295	2
6	8	BALDAN		D	2	Comtoy Racing		Audi RS 3 LMS TCR	2:14.764	3	2:14.970	4	2:16.084	5	2:20.281	2	3:01.954	6
7	264	LOSONCZY		R	3	Aggressive Team Italia		Hyundai Elantra N	2:15.096	10	2:15.385	11	2:15.880	6	2:16.180	7	2:16.581	2
8	39	BROWN				Volcano Motorsport		Audi RS 3 LMS TCR	2:15.355	11	2:15.715	10	2:15.887	6	2:16.291	3	2:16.365	9
9	11	DAVIDOVSKI		D	3	Comtoy		Audi RS 3 LMS TCR	2:15.490	5	2:15.622	8	2:15.819	7	2:15.876	2	2:16.463	10
10	18	BUTTI		R	4	Target Competition		Hyundai Elantra N	2:15.672	4	2:15.760	9	2:16.210	2	2:16.401	6	2:16.519	3
11	10	ANDERSSON		R	5	MA:GP		Lynk & Co 03 TCR	2:15.731	8	2:15.823	7	2:16.031	4	2:18.047	3	2:40.967	2
12	76	COMTE				SP Compétition		CUPRA Leon	2:16.277	10	2:16.308	6	2:16.322	5	2:16.377	4	2:16.455	3
13	7	TKACHENKO		R	6	Volcano Motorsport		Audi RS 3 LMS TCR										



Paul Ricard
TCR Europe
Free Practice - 1
Best 5 Top Speeds












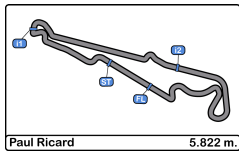
Clas	N°	Driver	Nat	Cat	Cls	Team	Nat	Vehicle	Top 1		Top 2		Top 3		Top 4		Top 5		Avg
									Km/h	Lap	Km/h	Lap	Km/h	Lap	Km/h	Lap	Km/h	Lap	
1	22	PAUWELS		R	1	Comtoy Racing		Audi RS 3 LMS TCR	228.3	6	226.8	10	225.9	8	225.4	4	225.4	5	226.4
2	39	BROWN				Volcano Motorsport		Audi RS 3 LMS TCR	227.3	7	226.8	4	226.8	6	226.4	10	225.9	5	226.7
3	34	CORONEL		D	1	Comtoy Racing		Audi RS 3 LMS TCR	226.8	6	226.4	7	226.4	11	225.9	8	225.9	12	226.3
4	27	FILIPPI				Comtoy		Audi RS 3 LMS TCR	226.4	9	226.4	10	225.9	4	224.5	2	224.5	3	225.5
5	11	DAVIDOVSKI		D	2	Comtoy		Audi RS 3 LMS TCR	225.9	10	224.0	5	224.0	9	224.0	11	223.6	8	224.3
6	8	BALDAN		D	3	Comtoy Racing		Audi RS 3 LMS TCR	224.0	4	222.6	3	221.7	2	220.8	5	162.1	6	210.3
7	264	LOSONCZY		R	2	Aggressive Team Italia		Hyundai Elantra N TCR	223.6	11	222.6	7	221.7	2	221.7	3	221.7	4	222.3
8	18	BUTTI		R	3	Target Competition		Hyundai Elantra N TCR	223.1	7	222.2	6	221.3	3	221.3	10	220.8	2	221.7
9	127	VOLT		R	4	ALM Motorsport		Honda Civic Type R	223.1	9	222.6	6	222.6	10	222.2	7	222.2	8	222.5
10	78	BOTTEMANNE				SP Compétition		CUPRA Leon	222.6	5	222.6	6	222.2	3	222.2	4	221.7	7	222.3
11	10	ANDERSSON		R	5	MA:GP		Lynk & Co 03 TCR	217.3	7	217.3	8	216.8	9	216.4	5	215.1	3	216.6
12	76	COMTE				SP Compétition		CUPRA Leon	216.4	6	215.5	8	215.1	10	214.2	4	214.2	5	215.1
13	7	TKACHENKO		R	6	Volcano Motorsport		Audi RS 3 LMS TCR	108.9	1									108.9



Paul Ricard
TCR Europe
Free Practice - 1
Fastest Laps Sequence



Lap	Time of Day	Session Time	N° Driver	Nat	Cat	Team	Nat	Vehicle	Time	Km/h
2	11:44:02.282	5:02.282	11 DAVIDOVSKI	 MON	D	Comtoyou	 BEL	Audi RS 3 LMS	2:15.876	154.2
2	11:44:16.560	5:16.560	27 FILIPPI	 FRA		Comtoyou	 BEL	Audi RS 3 LMS	2:15.295	154.9
3	11:46:31.308	7:31.308	27 FILIPPI	 FRA		Comtoyou	 BEL	Audi RS 3 LMS	2:14.748	155.5
3	11:48:22.564	9:22.564	22 PAUWELS	 BEL	R	Comtoyou Racing	 BEL	Audi RS 3 LMS	2:14.643	155.6
4	11:50:36.749	11:36.749	22 PAUWELS	 BEL	R	Comtoyou Racing	 BEL	Audi RS 3 LMS	2:14.185	156.1
4	11:50:42.312	11:42.312	34 CORONEL	 NLD	D	Comtoyou Racing	 BEL	Audi RS 3 LMS	2:13.714	156.7

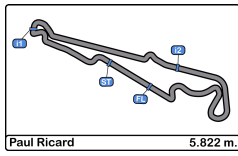


Paul Ricard
TCR Europe
Free Practice - 1



Event Best Maximum Speed

N°	Driver	Nat	Cat	Clas	Team	Nat	Vehicle	Km/h	Session	
22	PAUWELS		BEL	R	1	Comtoyou Racing		Audi RS 3 LMS	228.3	Free Practice - 1
39	BROWN		GBR		Volcano Motorsport		Audi RS 3 LMS	227.3	Free Practice - 1	
34	CORONEL		NLD	D	1	Comtoyou Racing		Audi RS 3 LMS	226.8	Free Practice - 1
27	FILIPPI		FRA		Comtoyou		Audi RS 3 LMS	226.4	Free Practice - 1	
11	DAVIDOVSKI		MNE	D	2	Comtoyou		Audi RS 3 LMS	225.9	Free Practice - 1
8	BALDAN		ITA	D	3	Comtoyou Racing		Audi RS 3 LMS	224.0	Free Practice - 1
264	LOSONCZY		HUN	R	2	Aggressive Team Italia		Hyundai Elantra N	223.6	Free Practice - 1
18	BUTTI		ITA	R	3	Target Competition		Hyundai Elantra N	223.1	Free Practice - 1
127	VOLT		EST	R	4	ALM Motorsport		Honda Civic Type R	223.1	Free Practice - 1
78	BOTTEMANNE		FRA		SP Compétition		CUPRA Leon	222.6	Free Practice - 1	
10	ANDERSSON		SWE	R	5	MA:GP		Lynk & Co 03 TCR	217.3	Free Practice - 1
76	COMTE		FRA		SP Compétition		CUPRA Leon	216.4	Free Practice - 1	
7	TKACHENKO		ESP	R	6	Volcano Motorsport		Audi RS 3 LMS	108.9	Free Practice - 1



Paul Ricard
TCR Europe
Free Practice - 1
Pit Stop Analysis



10 Viktor Andersson Lynk & Co 03 TCR
 Rookie MA:GP

N°	In Day Time	In Time	Out Time	Pit Time	T. Pit Time	Handicap	Diff.
1	11:42:30.168	11:42:30.168	11:44:57.290	2:27.122	2:27.122		
2	11:54:16.098	11:54:16.098	12:01:25.832	7:09.734	9:36.856		

11 Viktor Davidovski Audi RS 3 LMS TCR
 D Comtoyout

N°	In Day Time	In Time	Out Time	Pit Time	T. Pit Time	Handicap	Diff.
1	11:46:18.698	11:46:18.698	11:51:42.410	5:23.712	5:23.712		

18 Marco Butti Hyundai Elantra N TCR
 Rookie Target Competition

N°	In Day Time	In Time	Out Time	Pit Time	T. Pit Time	Handicap	Diff.
1	11:55:50.651	11:55:50.651	12:01:39.572	5:48.921	5:48.921		

22 Kobe Pauwels Audi RS 3 LMS TCR
 Rookie Comtoyout Racing

N°	In Day Time	In Time	Out Time	Pit Time	T. Pit Time	Handicap	Diff.
1	11:41:40.528	11:41:40.528	11:43:52.962	2:12.434	2:12.434		
2	11:55:06.937	11:55:06.937	11:57:24.934	2:17.997	4:30.431		

27 John Filippi Audi RS 3 LMS TCR
 Comtoyout

N°	In Day Time	In Time	Out Time	Pit Time	T. Pit Time	Handicap	Diff.
1	11:53:21.839	11:53:21.839	11:59:02.685	5:40.846	5:40.846		

34 Tom Coronel Audi RS 3 LMS TCR
 D Comtoyout Racing

N°	In Day Time	In Time	Out Time	Pit Time	T. Pit Time	Handicap	Diff.
1	11:44:07.805	11:44:07.805	11:46:07.284	1:59.479	1:59.479		

39 Lewis Brown Audi RS 3 LMS TCR
 Volcano Motorsport

N°	In Day Time	In Time	Out Time	Pit Time	T. Pit Time	Handicap	Diff.
1	11:56:18.316	11:56:18.316	11:59:16.197	2:57.881	2:57.881		

76 Aurélien Comte CUPRA Leon Competición TCR
 SP Compétition

N°	In Day Time	In Time	Out Time	Pit Time	T. Pit Time	Handicap	Diff.
1	11:42:16.323	11:42:16.323	11:44:28.585	2:12.262	2:12.262		
2	12:00:36.014	12:00:36.014	12:06:25.674	5:49.660	8:01.922		

78 Sacha Botteman CUPRA Leon Competición TCR
 SP Compétition

N°	In Day Time	In Time	Out Time	Pit Time	T. Pit Time	Handicap	Diff.
1	11:42:54.704	11:42:54.704	11:46:30.104	3:35.400	3:35.400		
2	12:04:48.900	12:04:48.900	12:08:07.732	3:18.832	6:54.232		

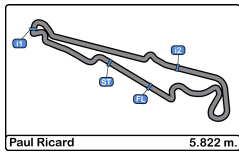
127 Ruben Volt Honda Civic Type R FL5 TCR
 Rookie ALM Motorsport

N°	In Day Time	In Time	Out Time	Pit Time	T. Pit Time	Handicap	Diff.
1	11:49:22.839	11:49:22.839	11:52:00.135	2:37.296	2:37.296		
2	12:05:44.050	12:05:44.050	12:06:46.042	1:01.992	3:39.288		

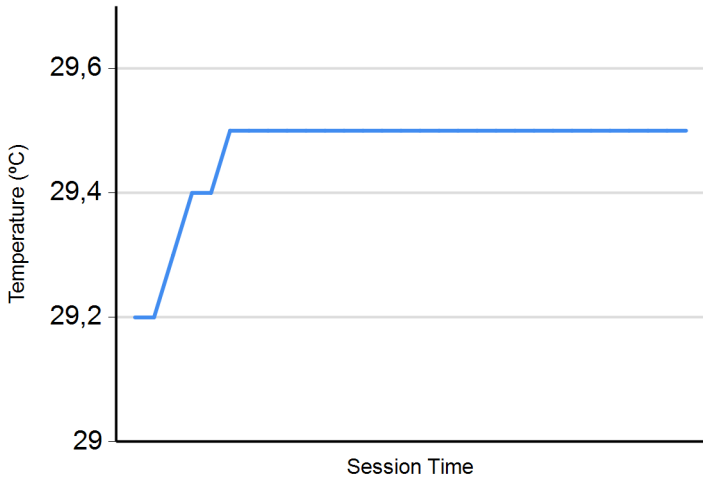
264 Levente Losonczy Hyundai Elantra N TCR
 Rookie Aggressive Team Italia

N°	In Day Time	In Time	Out Time	Pit Time	T. Pit Time	Handicap	Diff.
1	11:48:51.138	11:48:51.138	11:50:25.064	1:33.926	1:33.926		
2	11:59:33.941	11:59:33.941	12:01:21.531	1:47.590	3:21.516		

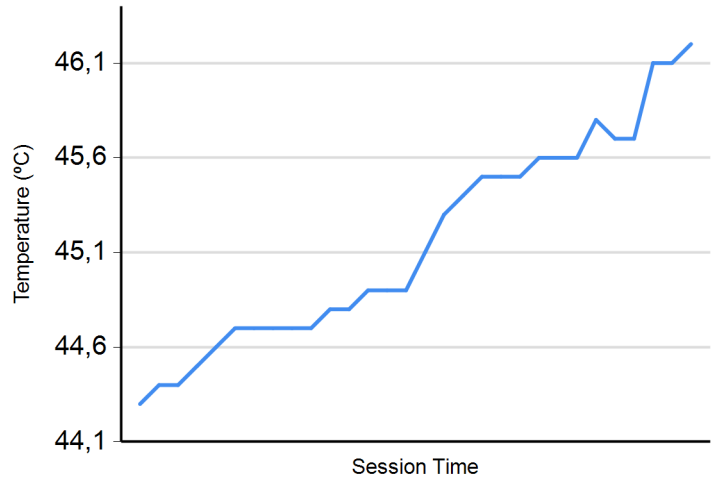




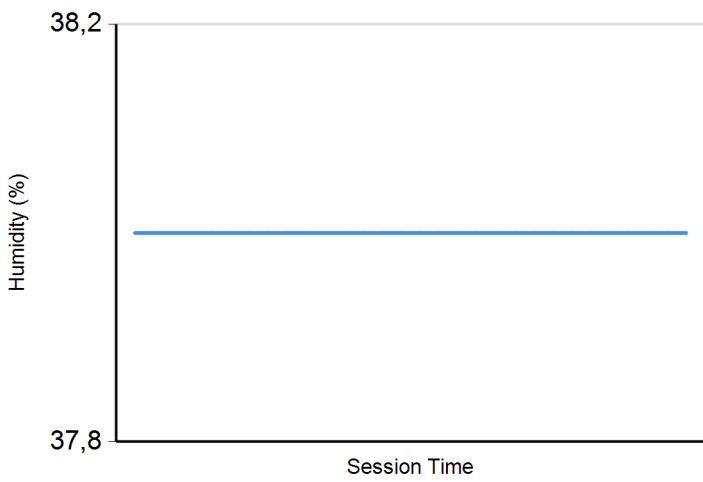
Air Temperature



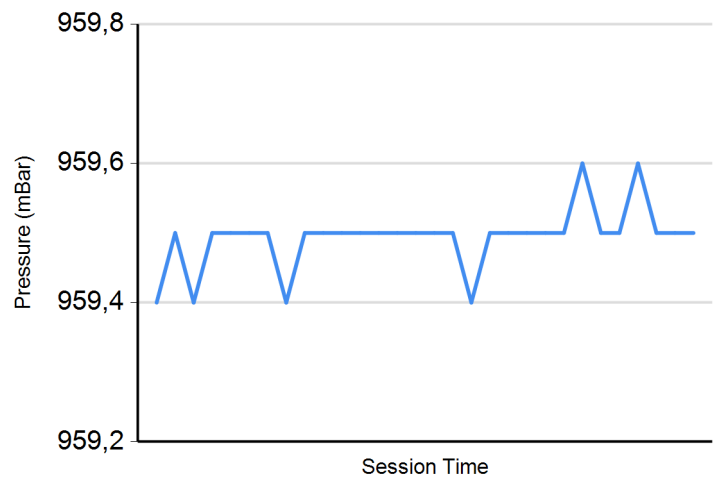
Track Temperature



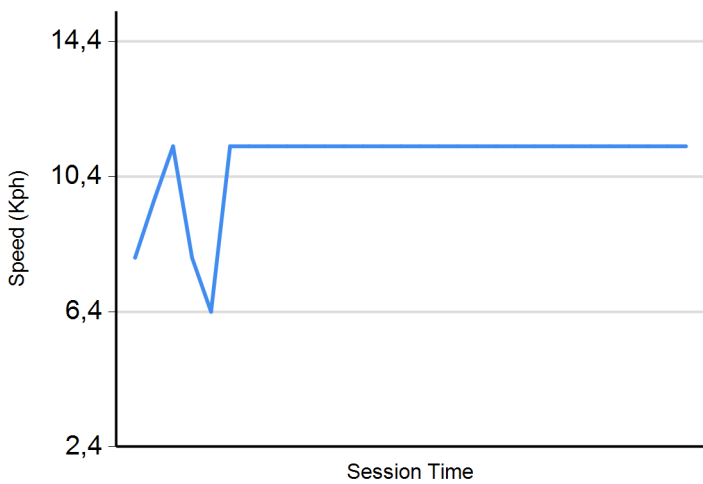
Humidity



Pressure



Wind Speed



Wind direction

