

Paul Ricard
GT Cup Europe
Race - 2



Provisional Results

Paul Ricard 5.822 m

Cls	N°	Entrant/Team	Nat	Driver 1	Nat	Driver 2	Nat	Vehicle	Cat	Cl	Laps	Total Time	Gap	Interval	Km/h	Best	Time	Km/h
1	17	Rossocorsa Racing	ITA	Lorenzo Innocenti	ITA	Andrea Belicchi	ITA	Ferrari 488 Challenge Evo	PROAM	1	23	51:22.253			156.3	7	2:09.103	162.3
2	78	ZRS Motorsport	ITA	Davide Scannicchio	ITA	Fabio Babini	ITA	Porsche 992 GT3 Cup	PROAM	2	23	51:24.266	2.013	2.013	156.2	12	2:07.934	163.8
3	80	Mertel Motorsport	DEU	Iván Velasco	ESP	Jorge Cabezas	ESP	Ferrari 488 Challenge Evo	PROAM	3	23	51:26.462	4.209	2.196	156.1	4	2:09.210	162.2
4	47 *	EST1 Racing	EST	Alex Reimann	EST			Porsche 992 GT3 Cup	PROAM	4	23	51:31.694	9.441	5.232	155.9	4	2:09.133	162.3
5	57	Q1-trackracing	BEL	Quentin Antonel	FRA	Nicolas Vandierendonck	BEL	Porsche 992 GT3 Cup	AM*	1	23	51:36.903	14.650	5.209	155.6	6	2:09.012	162.4
6	19	Mertel Motorsport	DEU	Stefano Bozzoni	ITA	Fernando Navarrete	ESP	Ferrari 488 Challenge Evo	AM	2	23	51:41.213	18.960	4.310	155.4	16	2:09.005	162.4
7	44 *	Eugenio Pisani / SP Racing	ITA	Eugenio Pisani	ITA	Stefano Zanini	ITA	Porsche 911 GT3 Cup gen 2	PROAM	5	23	51:41.655	19.402	0.442	155.4	7	2:09.075	162.3
8	52	Q1-trackracing	BEL	Xander Przybylak	BEL	Laurent Vandervelde	BEL	Porsche 992 GT3 Cup	AM	3	23	51:45.922	23.669	4.267	155.2	20	2:09.880	161.3
9	67 *	GDL Racing	SMR	Gianluca De Lorenzi	ITA	Stefano Borghi	ITA	Porsche 992 GT3 Cup	AM	4	23	52:02.134	39.881	16.212	154.4	10	2:09.376	162.0
10	55	Q1-trackracing	BEL	Gustavo Condé	BRA	H. Mello	BRA	Porsche 992 GT3 Cup	AM	5	23	52:03.231	40.978	1.097	154.3	10	2:08.968	162.5
11	69 *	Kessel Racing	CHE	Alexandre Bochez	CHE	Mikaël Bochez	CHE	Ferrari 488 Challenge Evo	AM	6	23	52:12.418	50.165	9.187	153.8	10	2:10.947	160.0
12	21	Camill Perian / R01 Racing by Varu Nicu	ROU	Florin Tincescu	ROU			Porsche 911 GT3 Cup gen 2	AM	7	23	52:28.118	1:05.865	15.700	153.1	7	2:12.126	158.6
13	16	Volcano Motorsport	ESP	Evgenii Leonov	FIN			Porsche 992 GT3 Cup	PROAM*	6	23	53:11.373	1:49.120	43.255	151.0	6	2:10.554	160.5
14	77	EST1 Racing	FIN	Jori Ala-Jyrä	FIN	Indrek Jaaska	EST	Porsche 992 GT3 Cup	AM	8	23	53:15.288	1:53.035	3.915	150.8	20	2:11.609	159.2
15	14	Ghinzani Arco Motorsport	ITA	Maurizio Fondi	ITA	Laura Van den Hengel	NLD	Porsche 992 GT3 Cup	AM	9	23	53:17.822	1:55.569	2.534	150.7	6	2:12.158	158.0
16	11	Eugenio Pisani / SP Racing	ITA	Fabio Fabiani	ITA	Stefano Zerbi	ITA	Porsche 911 GT3 Cup gen 2	AM	10	22	51:58.522	1 Lap	1 Lap	147.8	6	2:14.346	156.0
17	007	Street-Art Racing	BEL	Jayan Fazal-Karim	FRA	Julien Darras	FRA	Aston Martin Vantage AMR	TPH	1	22	52:31.597	1 Lap	33.075	146.3	12	2:13.409	157.1
18	70	GDL Racing	SMR	Roberto Bosio	ITA			Porsche 911 GT3 Cup gen 2	AM	11	22	52:38.744	1 Lap	7.147	145.9	5	2:16.660	153.3
19	99	Lionspeed GP	DEU	José García	ESP	Carlo Scholl	DEU	Porsche Cayman GT4 RS	TPH	2	22	52:41.348	1 Lap	2.604	145.8	11	2:15.643	154.5
20	81	Mertel Motorsport	DEU	Luca Ludwig	DEU	Steven Liquorish	GBR	Ferrari 488 Challenge Evo	PROAM	7	20	44:57.116	3 Laps	2 Laps	155.4	17	2:08.571	163.0

Not classified: (Requirements: 75% of number laps of leader = 18 Laps)

68	GDL Racing	SMR	Samuele Bosio	ITA			Porsche 992 GT3 Cup	AM	12	2	4:41.065	21 Laps	18 Laps	149.1	2	2:15.194	155.0
----	------------	-----	---------------	-----	--	--	---------------------	----	----	---	-----------------	---------	---------	-------	---	----------	-------

Fastest lap Scannicchio - Babini in 2:07.934 at 163.8 Km/h in lap 12

PROAM	78	ZRS Motorsport	ITA	Davide Scannicchio	ITA	Fabio Babini	ITA	Porsche 992 GT3 Cup	12	2:07.934	163.8
AM	55	Q1-trackracing	BEL	Gustavo Condé	BRA	H. Mello	BRA	Porsche 992 GT3 Cup	10	2:08.968	162.5
TPH	007	Street-Art Racing	BEL	Jayan Fazal-Karim	FRA	Julien Darras	FRA	Aston Martin Vantage AMR	12	2:13.409	157.1

*** PENALTIES**

CAR #67 - 5 SECONDS TIME PENALTY ADDED TO RACE TIME DUE TO TRACK LIMITS

CAR #67 - 10 SECONDS TIME PENALTY TO BE ADDED TO RACE TIME DUE TO TRACK LIMITS

CAR #47 - 5 SECONDS TIME PENALTY ADDED TO RACE TIME DUE TO TRACK LIMITS

CAR #44 - 5 SECONDS TIME PENALTY ADDED TO RACE TIME - LESS TIME HANDICAP

CAR 47 DRIVER 2 REPRIMAND - CAUSING A COLISSION WITH CAR 16

CAR #69 - 5 SECONDS TIME PENALTY TO BE ADDED TO RACE TIME DUE TO TRACK LIMITS

Published at:.....

Track Temp: **51.1 °C** Air Temp: **29.4 °C** Humidity: **41 %** Track Status: **DRY**

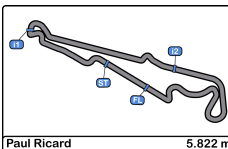
Race Director:

Timekeeper:

Luis Garcia

JOB-1605-ESP/M





Paul Ricard
GT Cup Europe
Race - 2
Provisional Results by Category



PROAM																		
Cls	N°	Entrant/Team	Nat	Driver 1	Nat	Driver 2	Nat	Vehicle	Cat	Cl	Laps	Total Time	Gap	Interval	Km/h	Best	Time	Km/h
1	78	Rossocorsa Racing	ITA	Lorenzo Innocenti	ITA	Andrea Belicchi	ITA	Ferrari 488 Challenge Evo	PROAM	1	23	51:22.253			156.3	7	2:09.103	162.3
2	17	ZRS Motorsport	ITA	Davide Scannicchio	ITA	Fabio Babini	ITA	Porsche 992 GT3 Cup	PROAM	2	23	51:24.266	2.013	2.013	156.2	12	2:07.934	163.8
3	80	Mertel Motorsport	DEU	Iván Velasco	ESP	Jorge Cabezas	ESP	Ferrari 488 Challenge Evo	PROAM	3	23	51:26.462	4.209	2.196	156.1	4	2:09.210	162.2
4	47 *	EST1 Racing	EST	Alex Reimann	EST			Porsche 992 GT3 Cup	PROAM	4	23	51:31.694	9.441	5.232	155.9	4	2:09.133	162.3
5	44 *	Eugenio Pisani / SP Racing	ITA	Eugenio Pisani	ITA	Stefano Zanini	MCO	Porsche 911 GT3 Cup gen 2	PROAM	5	23	51:41.655	19.402	9.961	155.4	7	2:09.075	162.3
6	16	Volcano Motorsport	ESP	Evgenii Leonov	MDA			Porsche 992 GT3 Cup	PROAM*	6	23	53:11.373	1:49.120	1:29.718	151.0	6	2:10.554	160.5
7	81	Mertel Motorsport	DEU	Luca Ludwig	DEU	Steven Liguorish	GBR	Ferrari 488 Challenge Evo	PROAM	7	20	44:57.116	3 Laps	3 Laps	155.4	17	2:08.571	163.0

AM																		
Cls	N°	Entrant/Team	Nat	Driver 1	Nat	Driver 2	Nat	Vehicle	Cat	Cl	Laps	Total Time	Gap	Interval	Km/h	Best	Time	Km/h
1	57	Q1-trackracing	BEL	Quentin Antonel	FRA	Nicolas Vandierendonck	BEL	Porsche 992 GT3 Cup	AM*	1	23	51:36.903			155.6	6	2:09.012	162.4
2	19	Mertel Motorsport	DEU	Stefano Bozzoni	ITA	Fernando Navarrete	ESP	Ferrari 488 Challenge Evo	AM	2	23	51:41.213	4.310	4.310	155.4	16	2:09.005	162.4
3	52	Q1-trackracing	BEL	Xander Przybylak	BEL	Laurent Vandervele	BEL	Porsche 992 GT3 Cup	AM	3	23	51:45.922	9.019	4.709	155.2	20	2:09.880	161.3
4	67 *	GDL Racing	SMR	Gianluca De Lorenzi	ITA	Stefano Borghi	ITA	Porsche 992 GT3 Cup	AM	4	23	52:02.134	25.231	16.212	154.4	10	2:09.376	162.0
5	55	Q1-trackracing	BEL	Gustavo Condé	BRA	H. Mello	BRA	Porsche 992 GT3 Cup	AM	5	23	52:03.231	26.328	1.097	154.3	10	2:08.968	162.5
6	69 *	Kessel Racing	CHE	Alexandre Bochez	CHE	Mikaël Bochez	CHE	Ferrari 488 Challenge Evo	AM	6	23	52:12.418	35.515	9.187	153.8	10	2:10.947	160.0
7	21	Camil Perian / R01 Racing by Varu Nicu	ROU	Florin Tincescu	ROU			Porsche 911 GT3 Cup gen 2	AM	7	23	52:28.118	51.215	15.700	153.1	7	2:12.126	158.6
8	77	EST1 Racing	FIN	Jori Ala-Jyrä	FIN	Indrek Jaaska	EST	Porsche 992 GT3 Cup	AM	8	23	53:15.288	1:38.385	47.170	150.8	20	2:11.609	159.2
9	14	Ghinzani Arco Motorsport	ITA	Maurizio Fondi	ITA	Laura Van den Hengel	NLD	Porsche 992 GT3 Cup	AM	9	23	53:17.822	1:40.919	2.534	150.7	6	2:12.158	158.5
10	11	Eugenio Pisani / SP Racing	ITA	Fabio Fabiani	ITA	Stefano Zerbi	ITA	Porsche 911 GT3 Cup gen 2	AM	10	22	51:58.522	1 Lap	1 Lap	147.8	6	2:14.346	156.0
11	70	GDL Racing	SMR	Roberto Bosio	ITA			Porsche 911 GT3 Cup gen 2	AM	11	22	52:38.744	1 Lap	40.222	145.9	5	2:16.660	153.3
Not classified: (Requirements: 75% of number laps of leader = 18 Laps)																		
68	GDL Racing	SMR	Samuele Bosio	ITA				Porsche 992 GT3 Cup	AM	12	2	4:41.065	21 Laps	20 Laps	149.1	2	2:15.194	155.0

TPH																		
Cls	N°	Entrant/Team	Nat	Driver 1	Nat	Driver 2	Nat	Vehicle	Cat	Cl	Laps	Total Time	Gap	Interval	Km/h	Best	Time	Km/h
1	007	Street-Art Racing	BEL	Jayan Fazal-Karim	FRA	Julien Darras	FRA	Aston Martin Vantage AMR	TPH	1	22	52:31.597			146.3	12	2:13.409	157.1
2	99	Lionspeed GP	DEU	José García	ESP	Carlo Scholl	DEU	Porsche Cayman GT4 RS	TPH	2	22	52:41.348	9.751	9.751	145.8	11	2:15.643	154.5

Fastest lap Scannicchio - Babini in 2:07.934 at 163.8 Km/h in lap 12

*** PENALTIES**

CAR #67 - 5 SECONDS TIME PENALTY ADDED TO RACE TIME DUE TO TRACK LIMITS

CAR #67 - 10 SECONDS TIME PENALTY TO BE ADDED TO RACE TIME DUE TO TRACK LIMITS

Published at:.....

Track Temp: 51.1 °C Air Temp: 29.4 °C Humidity: 41 % Track Status: DRY

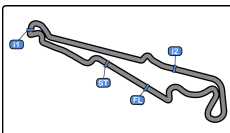
Race Director:

Timekeeper:

Luis García

JOB-1605-ESP/M





Paul Ricard
GT Cup Europe
Race - 2



Paul Ricard 5.822 m

Provisional Results by Category

- CAR #47 - 5 SECONDS TIME PENALTY ADDED TO RACE TIME DUE TO TRACK LIMITS
- CAR #44 - 5 SECONDS TIME PENALTY ADDED TO RACE TIME - LESS TIME HANDICAP
- CAR 47 DRIVER 2 REPRIMAND - CAUSING A COLISSION WITH CAR 16
- CAR #69 - 5 SECONDS TIME PENALTY TO BE ADDED TO RACE TIME DUE TO TRACK LIMITS

Published at:.....

Track Temp: **51.1 °C** Air Temp: **29.4 °C** Humidity: **41 %** Track Status: **DRY**

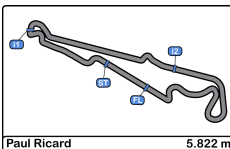
Race Director:

Timekeeper:

Luis Garcia

JOB-1605-ESP/M





Paul Ricard
GT Cup Europe
Race - 2
Provisional Results by Class



GT Open Cup Europe																		
Cls	N°	Entrant/Team	Nat	Driver 1	Nat	Driver 2	Nat	Vehicle	Cat	Cl	Laps	Total Time	Gap	Interval	Km/h	Best	Time	Km/h
1	78	Rossocorsa Racing	ITA	Lorenzo Innocenti	ITA	Andrea Belicchi	ITA	Ferrari 488 Challenge Evo	GT Cup	1	23	51:22.253			156.3	7	2:09.103	162.3
2	17	ZRS Motorsport	ITA	Davide Scannicchio	ITA	Fabio Babini	ITA	Porsche 992 GT3 Cup	GT Cup	2	23	51:24.266	2.013	2.013	156.2	12	2:07.934	163.8
3	80	Mertel Motorsport	DEU	Iván Velasco	ESP	Jorge Cabezas	ESP	Ferrari 488 Challenge Evo	GT Cup	3	23	51:26.462	4.209	2.196	156.1	4	2:09.210	162.2
4	47 *	EST1 Racing	EST	Alex Reimann	EST			Porsche 992 GT3 Cup	GT Cup	4	23	51:31.694	9.441	5.232	155.9	4	2:09.133	162.3
5	57	Q1-trackracing	BEL	Quentin Antonel	FRA	Nicolas Vandierendonck	BEL	Porsche 992 GT3 Cup	GT Cup*	5	23	51:36.903	14.650	5.209	155.6	6	2:09.012	162.4
6	19	Mertel Motorsport	DEU	Stefano Bozzoni	ITA	Fernando Navarrete	ESP	Ferrari 488 Challenge Evo	GT Cup	6	23	51:41.213	18.960	4.310	155.4	16	2:09.005	162.4
7	44 *	Eugenio Pisani / SP Racing	ITA	Eugenio Pisani	ITA	Stefano Zanini	MCO	Porsche 911 GT3 Cup gen 2	GT Cup	7	23	51:41.655	19.402	0.442	155.4	7	2:09.075	162.3
8	52	Q1-trackracing	BEL	Xander Przybylak	BEL	Laurent Vandervele	BEL	Porsche 992 GT3 Cup	GT Cup	8	23	51:45.922	23.669	4.267	155.2	20	2:09.880	161.3
9	67 *	GDL Racing	SMR	Gianluca De Lorenzi	ITA	Stefano Borghi	ITA	Porsche 992 GT3 Cup	GT Cup	9	23	52:02.134	39.881	16.212	154.4	10	2:09.376	162.0
10	55	Q1-trackracing	BEL	Gustavo Condé	BRA	H. Mello	BRA	Porsche 992 GT3 Cup	GT Cup	10	23	52:03.231	40.978	1.097	154.3	10	2:08.968	162.5
11	69 *	Kessel Racing	CHE	Alexandre Bochez	CHE	Mikaël Bochez	CHE	Ferrari 488 Challenge Evo	GT Cup	11	23	52:12.418	50.165	9.187	153.8	10	2:10.947	160.0
12	21	Camill Perian / R01 Racing by Varu Nicu	ROU	Florin Tincescu	ROU			Porsche 911 GT3 Cup gen 2	GT Cup	12	23	52:28.118	1:05.865	15.700	153.1	7	2:12.126	158.6
13	16	Volcano Motorsport	ESP	Evgenii Leonov	MDA			Porsche 992 GT3 Cup	GT Cup*	13	23	53:11.373	1:49.120	43.255	151.0	6	2:10.554	160.5
14	77	EST1 Racing	EST	Jori Ala-Jyrä	FIN	Indrek Jaaska	EST	Porsche 992 GT3 Cup	GT Cup	14	23	53:15.288	1:53.035	3.915	150.8	20	2:11.609	159.2
15	14	Ghinzani Arco Motorsport	ITA	Maurizio Fondi	ITA	Laura Van den Hengel	NLD	Porsche 992 GT3 Cup	GT Cup	15	23	53:17.822	1:55.569	2.534	150.7	6	2:12.158	158.5
16	11	Eugenio Pisani / SP Racing	ITA	Fabio Fabiani	ITA	Stefano Zerbi	ITA	Porsche 911 GT3 Cup gen 2	GT Cup	16	22	51:58.522	1 Lap	1 Lap	147.8	6	2:14.346	156.0
17	70	GDL Racing	SMR	Roberto Bosio	ITA			Porsche 911 GT3 Cup gen 2	GT Cup	17	22	52:38.744	1 Lap	40.222	145.9	5	2:16.660	153.3
18	81	Mertel Motorsport	DEU	Luca Ludwig	DEU	Steven Liguorish	GBR	Ferrari 488 Challenge Evo	GT Cup	18	20	44:57.116	3 Laps	2 Laps	155.4	17	2:08.571	163.0

Not classified: (Requirements: 75% of number laps of leader = 18 Laps)

68	GDL Racing	SMR	Samuele Bosio	ITA				Porsche 992 GT3 Cup	GT Cup	19	2	4:41.065	21 Laps	18 Laps	149.1	2	2:15.194	155.0
----	------------	-----	---------------	-----	--	--	--	---------------------	--------	----	---	-----------------	---------	---------	-------	---	----------	-------

GT Cup Trophy																		
Cls	N°	Entrant/Team	Nat	Driver 1	Nat	Driver 2	Nat	Vehicle	Cat	Cl	Laps	Total Time	Gap	Interval	Km/h	Best	Time	Km/h
1	007	Street-Art Racing	BEL	Jayan Fazal-Karim	FRA	Julien Darras	FRA	Aston Martin Vantage AMR	GT Cup	1	22	52:31.597			146.3	12	2:13.409	157.1
2	99	Lionspeed GP	DEU	José García	ESP	Carlo Scholl	DEU	Porsche Cayman GT4 RS	GT Cup	2	22	52:41.348	9.751	9.751	145.8	11	2:15.643	154.5

Fastest lap Scannicchio - Babini in 2:07.934 at 163.8 Km/h in lap 12

*** PENALTIES**

CAR #67 - 5 SECONDS TIME PENALTY ADDED TO RACE TIME DUE TO TRACK LIMITS

CAR #67 - 10 SECONDS TIME PENALTY TO BE ADDED TO RACE TIME DUE TO TRACK LIMITS

CAR #47 - 5 SECONDS TIME PENALTY ADDED TO RACE TIME DUE TO TRACK LIMITS

CAR #44 - 5 SECONDS TIME PENALTY ADDED TO RACE TIME - LESS TIME HANDICAP

CAR 47 DRIVER 2 REPRIMAND - CAUSING A COLISSION WITH CAR 16

Published at:.....

Track Temp: **51.1 °C** Air Temp: **29.4 °C** Humidity: **41 %** Track Status: **DRY**

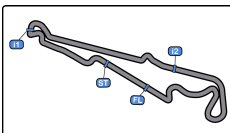
Race Director:

Timekeeper:

Luis Garcia

JOB-1605-ESP/M





Paul Ricard
 GT Cup Europe
 Race - 2



Paul Ricard 5.822 m

Provisional Results by Class

CAR #69 - 5 SECONDS TIME PENALTY TO BE ADDED TO RACE TIME DUE TO TRACK LIMITS

Published at:.....

Track Temp: 51.1 °C Air Temp: 29.4 °C Humidity: 41 % Track Status: DRY

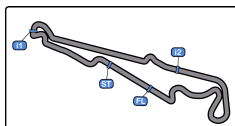
Race Director:

Timekeeper:

Luis Garcia

JOB-1605-ESP/M





Paul Ricard
GT Cup Europe
Race - 2



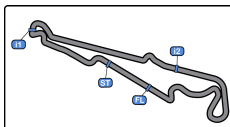
GT Cup
Europe

Paul Ricard 5.822 m

Provisional Classification by Driver Fastest Lap

Cl	N°	Entrant/Team	Nat	Vehicle	Driver	Nat	Cat	Cl	Laps	Best	Time	Gap	Interval	Km/h
1	78	ZRS Motorsport	ITA	Porsche 992 GT3 Cup	Fabio Babini	ITA	PROAM	1	13	12	2:07.934			163.8
2	81	Mertel Motorsport	DEU	Ferrari 488 Challenge Evo	Luca Ludwig	DEU	PROAM	2	10	7	2:08.571	0.637	0.637	163.0
3	55	Q1-trackracing	BEL	Porsche 992 GT3 Cup	H. Mello	BRA	AM	1	13	10	2:08.968	1.034	0.397	162.5
4	19	Mertel Motorsport	DEU	Ferrari 488 Challenge Evo	Fernando Navarrete	ESP	AM	2	13	6	2:09.005	1.071	0.037	162.4
5	57	Q1-trackracing	BEL	Porsche 992 GT3 Cup	Quentin Antonel	FRA	AM*	3	12	6	2:09.012	1.078	0.007	162.4
6	44	Eugenio Pisani / SP Racing	ITA	Porsche 911 GT3 Cup gen 2	Eugenio Pisani	ITA	PROAM	3	12	7	2:09.075	1.141	0.063	162.3
7	17	Rossocorsa Racing	ITA	Ferrari 488 Challenge Evo	Andrea Belicchi	ITA	PROAM	4	13	7	2:09.103	1.169	0.028	162.3
8	47	EST1 Racing	EST	Porsche 992 GT3 Cup	Alex Reimann	EST	PROAM	5	23	4	2:09.133	1.199	0.030	162.3
9	80	Mertel Motorsport	DEU	Ferrari 488 Challenge Evo	Iván Velasco	ESP	PROAM	6	11	4	2:09.210	1.276	0.077	162.2
10	67	GDL Racing	SMR	Porsche 992 GT3 Cup	Gianluca De Lorenzi	ITA	AM	4	12	10	2:09.376	1.442	0.166	162.0
11	80	Mertel Motorsport	DEU	Ferrari 488 Challenge Evo	Jorge Cabezas	ESP	PROAM	7	12	4	2:09.486	1.552	0.110	161.8
12	52	Q1-trackracing	BEL	Porsche 992 GT3 Cup	Xander Przybylak	BEL	AM	5	13	10	2:09.880	1.946	0.394	161.3
13	52	Q1-trackracing	BEL	Porsche 992 GT3 Cup	Laurent Vandervelde	BEL	AM	6	10	9	2:10.516	2.582	0.636	160.5
14	16	Volcano Motorsport	ESP	Porsche 992 GT3 Cup	Evgenii Leonov	NLD	PROAM*	8	23	6	2:10.554	2.620	0.038	160.5
15	69	Kessel Racing	CHE	Ferrari 488 Challenge Evo	Alexandre Bochez	CHE	AM	7	11	10	2:10.947	3.013	0.393	160.0
16	17	Rossocorsa Racing	ITA	Ferrari 488 Challenge Evo	Lorenzo Innocenti	ITA	PROAM	9	10	5	2:11.080	3.146	0.133	159.8
17	69	Kessel Racing	CHE	Ferrari 488 Challenge Evo	Mikaël Bochez	CHE	AM	8	12	7	2:11.221	3.287	0.141	159.7
18	77	EST1 Racing	EST	Porsche 992 GT3 Cup	Jori Ala-Jyrä	FIN	AM	9	13	10	2:11.609	3.675	0.388	159.2
19	81	Mertel Motorsport	DEU	Ferrari 488 Challenge Evo	Steven Liquorish	GBR	PROAM	10	10	8	2:11.735	3.801	0.126	159.1
20	67	GDL Racing	SMR	Porsche 992 GT3 Cup	Stefano Borghi	ITA	AM	10	11	5	2:11.960	4.026	0.225	158.8
21	21	Camil Perian / R01 Racing by Varu Nicu	ROU	Porsche 911 GT3 Cup gen 2	Florin Tinescu	ROU	AM	11	23	7	2:12.126	4.192	0.166	158.6
22	44	Eugenio Pisani / SP Racing	ITA	Porsche 911 GT3 Cup gen 2	Stefano Zanini	MCO	PROAM	11	11	7	2:12.140	4.206	0.014	158.6
23	57	Q1-trackracing	BEL	Porsche 992 GT3 Cup	Nicolas Vandierendend	BEL	AM*	12	11	5	2:12.141	4.207	0.001	158.6
24	14	Ghinzani Arco Motorsport	ITA	Porsche 992 GT3 Cup	Laura Van den Heng	NLD	AM	13	11	6	2:12.158	4.224	0.017	158.5
25	77	EST1 Racing	EST	Porsche 992 GT3 Cup	Indrek Jaaska	EST	AM	14	10	9	2:12.227	4.293	0.069	158.5
26	78	ZRS Motorsport	ITA	Porsche 992 GT3 Cup	Davide Scannicchio	ITA	PROAM	12	10	8	2:12.332	4.398	0.105	158.3
27	19	Mertel Motorsport	DEU	Ferrari 488 Challenge Evo	Stefano Bozzoni	ITA	AM	15	10	5	2:12.383	4.449	0.051	158.3
28	007	Street-Art Racing	BEL	Aston Martin Vantage AMR	Julien Darras	FRA	TPH	1	12	2	2:13.409	5.475	1.026	157.1
29	55	Q1-trackracing	BEL	Porsche 992 GT3 Cup	Gustavo Condé	BRA	AM	16	10	10	2:13.419	5.485	0.010	157.0
30	14	Ghinzani Arco Motorsport	ITA	Porsche 992 GT3 Cup	Maurizio Fondi	ITA	AM	17	12	4	2:13.991	6.057	0.572	156.4
31	11	Eugenio Pisani / SP Racing	ITA	Porsche 911 GT3 Cup gen 2	Stefano Zerbi	ITA	AM	18	10	6	2:14.346	6.412	0.355	156.0
32	68	GDL Racing	SMR	Porsche 992 GT3 Cup	Samuele Bosio	ITA	AM	19	2	2	2:15.194	7.260	0.848	155.0
33	99	Lionspeed GP	DEU	Porsche Cayman GT4 RS	Carlo Scholl	DEU	TPH	2	13	2	2:15.643	7.709	0.449	154.5
34	11	Eugenio Pisani / SP Racing	ITA	Porsche 911 GT3 Cup gen 2	Fabio Fabiani	ITA	AM	20	12	5	2:15.733	7.799	0.090	154.4
35	70	GDL Racing	SMR	Porsche 911 GT3 Cup gen 2	Roberto Bosio	ITA	AM	21	22	5	2:16.660	8.726	0.927	153.3
36	007	Street-Art Racing	BEL	Aston Martin Vantage AMR	Jayan Fazal-Karim	FRA	TPH	3	10	6	2:18.717	10.783	2.057	151.0
37	99	Lionspeed GP	DEU	Porsche Cayman GT4 RS	José García	ESP	TPH	4	9	8	2:22.052	14.118	3.335	147.5





Paul Ricard
GT Cup Europe
Race - 2

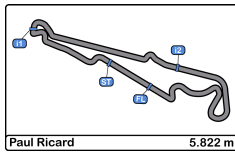
Distance and Speed Average

Paul Ricard 5.822 m



Cls	N°	Entrant/Team	Nat	Driver 1	Nat	Driver 2	Nat	Vehicle	Cat	Cls	Laps	Distance	Total Time	Km/h
1	17	Rossocorsa Racing	ITA	Lorenzo Innocenti	ITA	Andrea Belicchi	ITA	Ferrari 488 Challenge Evo	PROAM	1	23	133.90	51:22.253	156.3
2	78	ZRS Motorsport	ITA	Davide Scannicchio	ITA	Fabio Babini	ITA	Porsche 992 GT3 Cup	PROAM	2	23	133.90	51:24.266	156.2
3	80	Mertel Motorsport	DEU	Iván Velasco	ESP	Jorge Cabezas	ESP	Ferrari 488 Challenge Evo	PROAM	3	23	133.90	51:26.462	156.1
4	47	EST1 Racing	EST	Alex Reimann	EST			Porsche 992 GT3 Cup	PROAM	4	23	133.90	51:31.694	155.9
5	57	Q1-trackracing	BEL	Quentin Antonel	FRA	Nicolas Vandierendonck	BEL	Porsche 992 GT3 Cup	AM*	1	23	133.90	51:36.903	155.6
6	19	Mertel Motorsport	DEU	Stefano Bozzoni	ITA	Fernando Navarrete	ESP	Ferrari 488 Challenge Evo	AM	2	23	133.90	51:41.213	155.4
7	44	Eugenio Pisani / SP Racing	ITA	Eugenio Pisani	ITA	Stefano Zanini	MCO	Porsche 911 GT3 Cup gen 2	PROAM	5	23	133.90	51:41.655	155.4
8	52	Q1-trackracing	BEL	Xander Przybylak	BEL	Laurent Vandervelde	BEL	Porsche 992 GT3 Cup	AM	3	23	133.90	51:45.922	155.2
9	67	GDL Racing	SMR	Gianluca De Lorenzi	ITA	Stefano Borghi	ITA	Porsche 992 GT3 Cup	AM	4	23	133.90	52:02.134	154.4
10	55	Q1-trackracing	BEL	Gustavo Condé	BRA	H. Mello	BRA	Porsche 992 GT3 Cup	AM	5	23	133.90	52:03.231	154.3
11	69	Kessel Racing	CHE	Alexandre Bochez	CHE	Mikaël Bochez	CHE	Ferrari 488 Challenge Evo	AM	6	23	133.90	52:12.418	153.8
12	21	Camil Perian / R01 Racing by Varu Nicu	ROU	Florin Tincescu	ROU			Porsche 911 GT3 Cup gen 2	AM	7	23	133.90	52:28.118	153.1
13	16	Volcano Motorsport	ESP	Evgenii Leonov	IND			Porsche 992 GT3 Cup	PROAM*	6	23	133.90	53:11.373	151.0
14	77	EST1 Racing	EST	Jori Ala-Jyrä	FIN	Indrek Jaaska	EST	Porsche 992 GT3 Cup	AM	8	23	133.90	53:15.288	150.8
15	14	Ghinzani Arco Motorsport	ITA	Maurizio Fondi	ITA	Laura Van den Hengel	NLD	Porsche 992 GT3 Cup	AM	9	23	133.90	53:17.822	150.7
16	11	Eugenio Pisani / SP Racing	ITA	Fabio Fabiani	ITA	Stefano Zerbi	ITA	Porsche 911 GT3 Cup gen 2	AM	10	22	128.08	51:58.522	147.8
17	007	Street-Art Racing	BEL	Jayan Fazal-Karim	FRA	Julien Darras	FRA	Aston Martin Vantage AMR	TPH	1	22	128.08	52:31.597	146.3
18	70	GDL Racing	SMR	Roberto Bosio	ITA			Porsche 911 GT3 Cup gen 2	AM	11	22	128.08	52:38.744	145.9
19	99	Lionspeed GP	DEU	José García	ESP	Carlo Scholl	DEU	Porsche Cayman GT4 RS	TPH	2	22	128.08	52:41.348	145.8
20	81	Mertel Motorsport	DEU	Luca Ludwig	DEU	Steven Liguorish	GBR	Ferrari 488 Challenge Evo	PROAM	7	20	116.44	44:57.116	155.4
Not classified: (Requirements: 75% of number laps of leader = 18 Laps)														
	68	GDL Racing	SMR	Samuele Bosio	ITA			Porsche 992 GT3 Cup	AM	12	2	11.64	4:41.065	149.1





Paul Ricard
GT Cup Europe
Race - 2
Lap Analysis



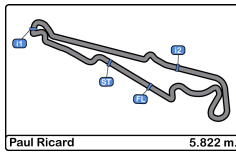
11	Fabio Fabiani AM	Porsche 911 GT3 Cup gen 2	16	Evgenii Leonov	Porsche 992 GT3 Cup
	Stefano Zerbi	Eugenio Pisani / SP Racing		PROAM*	Volcano Motorsport

Lap	D	Time	Sector 1	Sector 2	Sector 3	T. Spd	Elapsed	Lap	D	Time	Sector 1	Sector 2	Sector 3	T. Spd	Elapsed
1	2	2:27.598	46.118	42.645	58.835	200.7	2:27.598	1		2:19.056	42.843	40.262	55.951	222.2	2:19.056
2	2	2:17.668	37.756	41.146	58.766	246.5	4:45.266	2		2:10.966	35.600	39.362	56.004	244.8	4:30.022
3	2	2:15.408	37.396	39.842	58.170	246.0	7:00.674	3		2:31.904 P	37.654	40.944	1:13.306	244.8	7:01.926
4	2	2:14.885	36.629	40.032	58.224	244.8	9:15.559	4		3:07.426	1:32.045	39.752	55.629	146.7	10:09.352
5	2	2:15.631	36.768	40.920	57.943	244.3	11:31.190	5		2:10.768	35.489	39.678	55.601	243.2	12:20.120
6	2	2:14.346	36.535	39.923	57.888	244.3	13:45.536	6		2:10.554	35.442	39.239	55.873	244.3	14:30.674
7	2	2:14.643	36.444	39.505	58.694	244.3	16:00.179	7		2:11.573	36.409	39.441	55.723	245.4	16:42.247
8	2	2:17.445	38.484	40.776	58.185	223.6	18:17.624	8		2:11.262	35.880	39.419	55.963	245.4	18:53.509
9	2	2:16.590	37.734	40.442	58.414	244.3	20:34.214	9		2:11.624	35.907	39.593	56.124	244.3	21:05.133
10	2	2:23.492 P	37.252	40.882	1:05.358	244.3	22:57.706	10		2:10.799	35.795	39.111	55.893	243.2	23:15.932
11	1	3:39.297	1:38.436	39.758	1:21.103	147.1	26:37.003	11		2:10.918	35.876	39.341	55.701	243.2	25:26.850
12	1	2:17.517	37.973	40.979	58.565	233.7	28:54.520	12		2:16.014 P	35.412	39.120	1:01.482	244.8	27:42.864
13	1	2:16.669	37.641	40.696	58.332	248.2	31:11.189	13		3:29.117	1:54.096	39.123	55.898	147.1	31:11.981
14	1	2:32.494		3:12.941	58.581	247.1	33:43.683	14		2:12.846	36.824	39.840	56.182	247.1	33:24.827
15	1	2:15.733	37.357	40.309	58.067	243.7	35:59.416	15		2:11.754	35.872	39.624	56.258	244.3	35:36.581
16	1	2:16.669	37.244	40.624	58.801	243.7	38:16.085	16		2:11.378	35.917	39.450	56.011	244.8	37:47.959
17	1	2:16.119	37.268	40.110	58.741	244.3	40:32.204	17		2:11.519	36.232	39.347	55.940	244.3	39:59.478
18	1	2:17.689	39.313	40.256	58.120	245.4	42:49.893	18		2:11.955	35.765	39.838	56.352	245.4	42:11.433
19	1	2:15.950	37.205	40.638	58.107	244.8	45:05.843	19		2:11.770	36.017	39.580	56.173	244.8	44:23.203
20	1	2:19.313	37.300	40.614	1:01.399	243.2	47:25.156	20		2:11.698	35.920	39.706	56.072	247.1	46:34.901
21	1	2:16.376	37.410	40.760	58.206	245.4	49:41.532	21		2:12.250	35.881	39.835	56.534	246.5	48:47.151
22	1	2:16.990	37.638	40.688	58.664	244.3	51:58.522	22		2:12.438	36.541	39.421	56.476	248.2	50:59.589
14								23		2:11.784	35.929	39.382	56.473	245.4	53:11.373

14	Maurizio Fondi AM	Porsche 992 GT3 Cup	17	Lorenzo Innocenti	Ferrari 488 Challenge Evo
	Laura Van den Hengel	Ghinzani Arco Motorsport		PROAM	Rossocorsa Racing

Lap	D	Time	Sector 1	Sector 2	Sector 3	T. Spd	Elapsed	Lap	D	Time	Sector 1	Sector 2	Sector 3	T. Spd	Elapsed
1	2	2:24.084	45.000	41.344	57.740	208.0	2:24.084	1	2	2:13.795	39.792	38.676	55.327	227.8	2:13.795
2	2	2:13.392	36.464	40.216	56.712	241.6	4:37.476	2	2	2:09.607	35.273	38.824	55.510	242.6	4:23.402
3	2	2:13.349	36.350	40.214	56.785	244.3	6:50.825	3	2	2:09.860	35.402	38.875	55.583	242.6	6:33.262
4	2	2:12.745	36.479	39.648	56.618	243.7	9:03.570	4	2	2:09.653	35.211	38.682	55.760	243.2	8:42.915
5	2	2:12.562	36.075	39.411	57.076	243.7	11:16.132	5	2	2:09.790	35.355	38.619	55.816	243.7	10:52.705
6	2	2:12.158	35.989	39.726	56.443	244.3	13:28.290	6	2	2:09.330	35.104	38.726	55.500	244.3	13:02.035
7	2	2:13.666	36.121	40.277	57.268	244.3	15:41.956	7	2	2:09.103	35.141	38.606	55.356	244.3	15:11.138
8	2	2:12.518	36.278	39.998	56.242	244.8	17:54.474	8	2	2:09.452	35.206	38.649	55.597	245.4	17:20.590
9	2	2:13.135	36.358	39.846	56.931	243.7	20:07.609	9	2	2:09.472	35.279	38.654	55.539	244.3	19:30.062
10	2	2:15.585	36.951	40.856	57.778	244.3	22:23.194	10	2	2:10.954	35.643	39.713	55.598	245.4	21:41.016
11	2	2:23.137 P	37.258	40.470	1:05.409	241.6	24:46.331	11	2	2:09.787	35.295	38.737	55.755	243.7	23:50.803
12	1	3:33.159	1:54.117	41.036	58.006	129.1	28:19.490	12	2	2:09.508	35.354	38.705	55.449	244.3	26:00.311
13	1	2:14.890	37.202	40.199	57.489	242.1	30:34.380	13	2	2:14.900 P	35.295	38.698	1:00.907	244.8	28:15.211
14	1	2:14.749	36.694	40.081	57.974	240.0	32:49.129	14	1	3:22.817	1:46.664	39.547	56.606	144.3	31:38.028
15	1	2:13.991	36.742	39.966	57.283	240.0	35:03.120	15	1	2:11.520	36.111	39.301	56.108	246.0	33:49.548
16	1	2:14.317	36.556	40.037	57.724	240.0	37:17.437	16	1	2:11.893	36.104	39.276	56.513	246.0	36:01.441
17	1	2:14.114	36.685	39.727	57.702	240.5	39:31.551	17	1	2:12.222	36.478	39.465	56.279	247.7	38:13.663
18	1	2:14.811	36.697	40.690	57.424	241.6	41:46.362	18	1	2:11.080	35.932	38.805	56.343	246.5	40:24.743
19	1	2:14.620	36.706	40.061	57.853	242.1	44:00.982	19	1	2:11.423	35.822	39.192	56.409	248.2	42:36.166
20	1	2:15.057	36.663	40.107	58.287	242.6	46:16.039	20	1	2:11.298	36.004	38.968	56.326	246.5	44:47.464
21	1	2:14.367	36.608	40.151	57.608	241.0	48:30.406	21	1	2:11.284	36.036	39.183	56.065	248.2	46:58.748
22	1	2:32.381	35.764	58.518	58.099	241.6	51:02.787	22	1	2:11.694	35.512	39.457	56.725	248.2	49:10.442
23	1	2:15.035	37.545	40.043	57.447	242.1	53:17.822	23	1	2:11.811	36.001	39.416	56.394	246.5	51:22.253





Paul Ricard
GT Cup Europe
Race - 2
Lap Analysis



19

Stefano Bozzoni

Ferrari 488 Challenge Evo **44**

Eugenio Pisani

Porsche 911 GT3 Cup gen 2

AM

Fernando Navarrete

Mertel Motorsport

PROAM

Stefano Zanini

Eugenio Pisani / SP Racing

Lap	D	Time	Sector 1	Sector 2	Sector 3	T. Spd	Elapsed	Lap	D	Time	Sector 1	Sector 2	Sector 3	T. Spd	Elapsed
1	1	2:22.351	44.475	40.777	57.099	216.4	2:22.351	1	1	2:19.458	43.072	40.141	56.245	216.8	2:19.458
2	1	2:13.272	36.900	39.277	57.095	245.4	4:35.623	2	1	2:10.820	35.498	39.263	56.059	248.2	4:30.278
3	1	2:13.067	36.472	39.956	56.639	247.1	6:48.690	3	1	2:10.534	35.859	38.768	55.907	249.4	6:40.812
4	1	2:12.962	36.609	39.643	56.710	246.5	9:01.652	4	1	2:10.178	35.452	38.749	55.977	247.7	8:50.990
5	1	2:12.383	36.354	39.199	56.830	248.8	11:14.035	5	1	2:09.859	35.251	38.904	55.704	247.1	11:00.849
6	1	2:12.902	36.610	39.723	56.569	249.4	13:26.937	6	1	2:09.586	35.297	38.680	55.609	247.1	13:10.435
7	1	2:14.408	36.746	40.454	57.208	248.2	15:41.345	7	1	2:09.075	35.028	38.568	55.479	247.1	15:19.510
8	1	2:12.495	36.435	39.564	56.496	248.2	17:53.840	8	1	2:09.500	35.118	38.759	55.623	248.2	17:29.010
9	1	2:13.143	36.346	39.784	57.013	248.8	20:06.983	9	1	2:09.864	35.408	38.715	55.741	247.1	19:38.874
10	1	2:21.259 P	37.090	39.669	1:04.500	243.2	22:28.242	10	1	2:09.253	35.187	38.581	55.485	248.2	21:48.127
11	2	3:15.337	1:41.156	38.694	55.487	145.1	25:43.579	11	1	2:09.743	35.121	38.906	55.716	247.7	23:57.870
12	2	2:09.761	35.594	38.761	55.406	248.2	27:53.340	12	1	2:16.172 P	35.307	38.671	1:02.194	247.1	26:14.042
13	2	2:09.969	35.157	39.394	55.418	250.5	30:03.309	13	2	3:13.444	1:36.249	40.114	57.081	148.9	29:27.486
14	2	2:09.322	35.312	38.472	55.538	248.8	32:12.631	14	2	2:12.686	36.242	39.779	56.665	246.5	31:40.172
15	2	2:09.170	35.129	38.590	55.451	247.7	34:21.801	15	2	2:12.813	36.539	39.560	56.714	247.1	33:52.985
16	2	2:09.005	35.091	38.488	55.426	248.8	36:30.806	16	2	2:12.926	36.045	39.688	57.193	247.1	36:05.911
17	2	2:09.849	35.650	38.707	55.492	249.4	38:40.655	17	2	2:12.510	36.131	39.601	56.778	246.5	38:18.421
18	2	2:10.010	35.391	38.880	55.739	250.0	40:50.665	18	2	2:12.366	36.078	39.351	56.937	248.2	40:30.787
19	2	2:09.673	35.477	38.582	55.614	249.4	43:00.338	19	2	2:12.140	36.101	39.480	56.559	248.2	42:42.927
20	2	2:09.253	35.280	38.502	55.471	250.0	45:09.591	20	2	2:13.509	36.185	39.547	57.777	249.4	44:56.436
21	2	2:10.817	35.169	38.811	56.837	250.5	47:20.408	21	2	2:13.088	36.374	39.762	56.952	249.4	47:09.524
22	2	2:10.147	35.536	38.739	55.872	248.2	49:30.555	22	2	2:13.710	36.244	40.029	57.437	247.7	49:23.234
23	2	2:10.658	35.666	39.208	55.784	249.4	51:41.213	23	2	2:13.421	36.456	39.684	57.281	247.1	51:36.655

21

Florin Tiniescu

Porsche 911 GT3 Cup gen 2 **47**

Alex Reimann

Porsche 992 GT3 Cup

AM

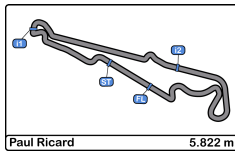
Camil Perian / R01 Racing by Varu

PROAM

EST1 Racing

Lap	D	Time	Sector 1	Sector 2	Sector 3	T. Spd	Elapsed	Lap	D	Time	Sector 1	Sector 2	Sector 3	T. Spd	Elapsed
1		2:21.440	43.857	40.372	57.211	206.1	2:21.440	1		2:19.657	42.738	40.760	56.159	220.4	2:19.657
2		2:12.864	36.237	39.840	56.787	242.1	4:34.304	2		2:11.036	35.874	39.395	55.767	248.2	4:30.693
3		2:12.900	35.928	39.770	57.202	243.7	6:47.204	3		2:11.676	36.591	39.466	55.619	246.5	6:42.369
4		2:12.337	36.270	39.740	56.327	243.7	8:59.541	4		2:09.133	35.282	38.690	55.161	245.4	8:51.502
5		2:13.734	35.975	40.547	57.212	243.2	11:13.275	5		2:09.597	35.261	38.995	55.341	247.1	11:01.099
6		2:12.454	35.916	39.524	57.014	243.7	13:25.729	6		2:09.597	35.391	38.876	55.330	247.1	13:10.696
7		2:12.126	35.535	39.640	56.951	244.8	15:37.855	7		2:09.552	35.233	38.886	55.433	247.7	15:20.248
8		2:12.810	35.981	40.089	56.740	243.2	17:50.665	8		2:09.945	35.461	39.144	55.340	247.1	17:30.193
9		2:12.430	35.999	39.696	56.735	244.8	20:03.095	9		2:09.632	35.569	38.909	55.154	246.5	19:39.825
10		2:13.227	36.003	40.112	57.112	243.7	22:16.322	10		2:09.932	35.683	38.847	55.402	247.1	21:49.757
11		2:13.012	36.281	39.801	56.930	244.3	24:29.334	11		2:09.992	35.417	39.062	55.513	244.3	23:59.749
12		2:20.163 P	35.899	40.045	1:04.219	243.2	26:49.497	12		2:16.537 P	35.916	39.063	1:01.558	245.4	26:16.286
13		3:24.825	1:47.940	39.468	57.417	148.9	30:14.322	13		3:24.694	1:50.283	39.065	55.346	146.7	29:40.980
14		2:12.838	36.192	39.707	56.939	244.8	32:27.160	14		2:10.758	35.487	39.223	56.048	245.4	31:51.738
15		2:13.214	36.577	39.508	57.129	244.8	34:40.374	15		2:12.200	35.442	41.250	55.508	244.8	34:03.938
16		2:13.097	36.177	39.720	57.200	243.2	36:53.471	16		2:09.679	35.451	38.876	55.352	245.4	36:13.617
17		2:12.737	36.159	39.611	56.967	244.3	39:06.208	17		2:09.769	35.432	38.997	55.340	244.8	38:23.386
18		2:13.378	36.174	39.653	57.551	246.0	41:19.586	18		2:09.860	35.550	38.843	55.467	246.5	40:33.246
19		2:12.974	36.202	39.507	57.265	244.8	43:32.560	19		2:10.948	35.877	39.017	56.054	247.7	42:44.194
20		2:13.579	36.572	39.535	57.472	244.8	45:46.139	20		2:10.981	35.907	38.799	56.275	247.7	44:55.175
21		2:13.388	36.315	39.539	57.534	244.8	47:59.527	21		2:09.456	35.001	39.017	55.438	245.4	47:04.631
22		2:14.140	36.737	40.069	57.334	245.4	50:13.667	22		2:10.350	35.374	39.033	55.943	245.4	49:14.981
23		2:14.451	36.515	39.911	58.025	246.5	52:28.118	23		2:11.713	36.056	39.227	56.430	246.0	51:26.694





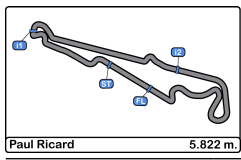
Paul Ricard
GT Cup Europe
Race - 2
Lap Analysis



52 Xander Przybylak Porsche 992 GT3 Cup							57 Quentin Antonel Porsche 992 GT3 Cup								
AM			Q1-trackracing				AM*			Q1-trackracing					
Lap	D	Time	Sector 1	Sector 2	Sector 3	T. Spd	Elapsed	Lap	D	Time	Sector 1	Sector 2	Sector 3	T. Spd	Elapsed
1	2	2:20.107	43.153	40.528	56.426	230.7	2:20.107	1	1	2:17.002	41.996	39.426	55.580	221.3	2:17.002
2	2	2:11.833	36.206	39.644	55.983	243.2	4:31.940	2	1	2:10.322	35.710	39.242	55.370	243.2	4:27.324
3	2	2:12.435	36.546	39.906	55.983	243.2	6:44.375	3	1	2:10.281	35.715	39.026	55.540	243.7	6:37.605
4	2	2:11.154	35.641	39.566	55.947	242.6	8:55.529	4	1	2:10.035	35.667	38.937	55.431	243.7	8:47.640
5	2	2:10.934	35.838	39.441	55.655	240.5	11:06.463	5	1	2:09.278	35.536	38.729	55.013	241.6	10:56.918
6	2	2:10.636	35.880	39.281	55.475	243.7	13:17.099	6	1	2:09.012	35.384	38.792	54.836	243.2	13:05.930
7	2	2:10.864	35.987	39.318	55.559	243.2	15:27.963	7	1	2:09.300	35.477	38.646	55.177	243.7	15:15.230
8	2	2:12.061	35.814	39.549	56.698	243.2	17:40.024	8	1	2:09.495	35.614	38.987	54.894	243.2	17:24.725
9	2	2:10.516	35.710	39.293	55.513	241.6	19:50.540	9	1	2:09.320	35.395	38.923	55.002	243.7	19:34.045
10	2	2:16.517 P	35.888	39.307	1:01.322	242.1	22:07.057	10	1	2:09.818	35.643	38.761	55.414	245.4	21:43.863
11	1	3:23.854	1:48.356	39.488	56.010	140.9	25:30.911	11	1	2:09.602	35.636	38.860	55.106	243.7	23:53.465
12	1	2:10.827	35.622	39.461	55.744	243.2	27:41.738	12	1	2:15.660 P	35.660	39.032	1:00.968	241.6	26:09.125
13	1	2:10.444	35.559	39.261	55.624	244.3	29:52.182	13	2	3:19.040	1:43.683	39.565	55.792	141.9	29:28.165
14	1	2:11.816	35.583	39.374	56.859	243.2	32:03.998	14	2	2:12.513	35.864	40.413	56.236	244.3	31:40.678
15	1	2:10.775	35.743	39.612	55.420	242.6	34:14.773	15	2	2:12.571	36.361	39.674	56.536	243.7	33:53.249
16	1	2:12.780	35.933	39.441	57.406	243.2	36:27.553	16	2	2:13.250	36.094	39.686	57.470	246.0	36:06.499
17	1	2:10.975	35.729	39.404	55.842	242.1	38:38.528	17	2	2:12.141	35.970	39.906	56.265	243.7	38:18.640
18	1	2:13.189	35.979	40.234	56.976	244.8	40:51.717	18	2	2:12.697	36.121	39.484	57.092	244.3	40:31.337
19	1	2:09.916	35.446	39.176	55.294	243.2	43:01.633	19	2	2:12.430	36.456	39.594	56.380	245.4	42:43.767
20	1	2:09.880	35.527	38.980	55.373	245.4	45:11.513	20	2	2:14.237	37.516	39.907	56.814	245.4	44:58.004
21	1	2:11.395	35.333	39.047	57.015	244.8	47:22.908	21	2	2:12.324	35.964	39.941	56.419	244.3	47:10.328
22	1	2:11.639	35.795	39.686	56.158	241.0	49:34.547	22	2	2:13.252	36.107	40.004	57.141	245.4	49:23.580
23	1	2:11.375	35.750	39.388	56.237	244.3	51:45.922	23	2	2:13.323	36.381	40.068	56.874	247.1	51:36.903

55 Gustavo Condé Porsche 992 GT3 Cup							67 Gianluca De Lorenzi Porsche 992 GT3 Cup								
AM			Q1-trackracing				AM			GDL Racing					
Lap	D	Time	Sector 1	Sector 2	Sector 3	T. Spd	Elapsed	Lap	D	Time	Sector 1	Sector 2	Sector 3	T. Spd	Elapsed
1	2	2:18.372	42.503	40.172	55.697	212.1	2:18.372	1	1	2:16.071	41.135	39.383	55.553	217.7	2:16.071
2	2	2:10.607	35.848	39.133	55.626	244.8	4:28.979	2	1	2:10.233	35.591	38.976	55.666	243.2	4:26.304
3	2	2:09.858	35.372	38.970	55.516	245.4	6:38.837	3	1	2:10.751	35.615	39.466	55.670	243.2	6:37.055
4	2	2:09.765	35.474	38.961	55.330	246.0	8:48.602	4	1	2:11.048	35.567	39.060	56.421	244.3	8:48.103
5	2	2:10.038	35.475	39.161	55.402	247.1	10:58.640	5	1	2:09.733	35.439		3:06.154	245.4	10:57.836
6	2	2:09.388	35.236	38.734	55.418	246.5	13:08.028	6	1	2:09.482	35.552	38.831	55.099	244.8	13:07.318
7	2	2:09.425	35.281	38.789	55.355	245.4	15:17.453	7	1	2:09.407	35.242	38.792	55.373	244.3	15:16.725
8	2	2:09.197	35.169	38.860	55.168	247.7	17:26.650	8	1	2:10.325	35.542	38.898	55.885	245.4	17:27.050
9	2	2:10.034	35.196	39.196	55.642	246.0	19:36.684	9	1	2:10.101	35.407	39.051	55.643	246.5	19:37.151
10	2	2:08.968	35.189	38.666	55.113	246.0	21:45.652	10	1	2:09.376	35.357	38.655	55.364	246.5	21:46.527
11	2	2:09.697	35.321	38.885	55.491	246.0	23:55.349	11	1	2:09.582	35.282	38.849	55.451	244.8	23:56.109
12	2	2:09.855	35.537	39.050	55.268	245.4	26:05.204	12	1	2:15.204 P	35.400	38.885	1:00.919	245.4	26:11.313
13	2	2:19.478 P	35.918	39.234	1:04.326	244.8	28:24.682	13	2	3:25.292	1:47.689	40.405	57.198	138.8	29:36.605
14	1	3:24.642	1:47.158	40.291	57.193	118.5	31:49.324	14	2	2:13.214	36.538	40.020	56.656	243.2	31:49.819
15	1	2:19.980	36.392	46.346	57.242	243.2	34:09.304	15	2	2:13.544	36.254	40.449	56.841	242.6	34:03.363
16	1	2:14.618	37.187	40.119	57.312	242.1	36:23.922	16	2	2:13.009	36.604	39.655	56.750	242.1	36:16.372
17	1	2:13.670	36.349	40.003	57.318	244.3	38:37.592	17	2	2:11.960	36.033	39.657	56.270	244.3	38:28.332
18	1	2:15.286	36.666	40.376	58.244	244.8	40:52.878	18	2	2:13.638	36.485	39.797	57.356	244.3	40:41.970
19	1	2:14.360	36.913	40.091	57.356	246.0	43:07.238	19	2	2:13.065	36.443	39.945	56.677	246.0	42:55.035
20	1	2:13.644	36.701	40.184	56.759	244.8	45:20.882	20	2	2:12.817	36.473	39.763	56.581	242.6	45:07.852
21	1	2:15.300	36.857	40.273	58.170	245.4	47:36.182	21	2	2:13.705	36.252	40.236	57.217	246.0	47:21.557
22	1	2:13.630	36.761	40.029	56.840	244.8	49:49.812	22	2	2:13.253	36.740	39.887	56.626	243.7	49:34.810
23	1	2:13.419	36.483	40.266	56.670	244.3	52:03.231	23	2	2:12.324	36.264	39.574	56.486	246.0	51:47.134





Paul Ricard
GT Cup Europe
Race - 2
Lap Analysis



GT Cup
Europe

68	Samuele Bosio	Porsche 992 GT3 Cup	77	Jori Ala-Jyrä	Porsche 992 GT3 Cup
AM		GDL Racing	AM	Indrek Jaaska	EST1 Racing

Lap	D	Time	Sector 1	Sector 2	Sector 3	T. Spd	Elapsed	Lap	D	Time	Sector 1	Sector 2	Sector 3	T. Spd	Elapsed
1		2:25.871	46.878	41.053	57.940	236.3	2:25.871	1	2	2:28.456	47.225	42.095	59.136	216.4	2:28.456
2		2:15.194	36.922	40.510	57.762	241.0	4:41.065	2	2	2:17.380	37.568	41.094	58.718	243.7	4:45.836

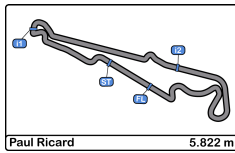
69	Alexandre Bochez	Ferrari 488 Challenge Evo	78	Davide Scannicchio	Porsche 992 GT3 Cup
AM	Mikaël Bochez	Kessel Racing	PROAM	Fabio Babini	ZRS Motorsport

Lap	D	Time	Sector 1	Sector 2	Sector 3	T. Spd	Elapsed	Lap	D	Time	Sector 1	Sector 2	Sector 3	T. Spd	Elapsed
1	1	2:21.864	44.119	40.296	57.449	225.9	2:21.864	6	2	2:14.399	36.738	40.052	57.609	244.8	13:45.939
2	1	2:13.130	36.518	39.461	57.151	246.5	4:34.994	7	2	2:43.031	36.453	39.790	1:26.788	245.4	16:28.970
3	1	2:12.872	35.974	39.590	57.308	248.8	6:47.866	8	2	2:13.328	36.420	40.091	56.817	242.6	18:42.298
4	1	2:12.455	36.179	39.715	56.561	248.8	9:00.321	9	2	2:12.227	36.252	39.336	56.639	242.6	20:54.525
5	1	2:11.513	35.970	39.492	56.051	248.8	11:11.834	10	2	2:21.796 P	36.389	39.559	1:05.848	243.2	23:16.321
6	1	2:12.294	35.760	39.696	56.838	246.5	13:24.128	11	1	3:21.373	1:44.262	40.048	57.063	141.1	26:37.694
7	1	2:11.313	35.922	39.028	56.363	247.7	15:35.441	12	1	2:16.478	37.620	40.944	57.914	242.6	28:54.172
8	1	2:11.041	35.486	39.197	56.358	248.2	17:46.482	13	1	2:15.451	37.593	40.847	57.011	244.8	31:09.623
9	1	2:11.545	36.121	38.936	56.488	247.7	19:58.027	14	1	2:12.740	36.199	40.170	56.371	242.1	33:22.363
10	1	2:10.947	35.802	39.189	55.956	247.7	22:08.974	15	1	2:12.308	36.198	39.577	56.533	241.0	35:34.671
11	1	2:18.426 P	35.893	39.574	1:02.959	247.7	24:27.400	16	1	2:11.778	36.114	39.408	56.256	241.6	37:46.449
12	2	3:23.558	1:45.507	40.530	57.521	151.6	27:50.958	17	1	2:11.910	36.064	39.541	56.305	241.6	39:58.359
13	2	2:14.523	36.502	40.418	57.603	247.7	30:05.481	18	1	2:12.448	36.411	39.509	56.528	241.0	42:10.807
14	2	2:12.385	36.167	39.512	56.706	247.7	32:17.866	19	1	2:11.926	36.182	39.508	56.236	243.2	44:22.733
15	2	2:11.387	34.608	39.603	57.176	246.5	34:29.253	20	1	2:11.609	35.883	39.636	56.090	245.4	46:34.342
16	2	2:11.323	35.724	39.136	56.463	246.0	36:40.576	21	1	2:12.606	36.031	39.573	57.002	242.6	48:46.948
17	2	2:12.188	35.719	39.557	56.912	246.5	38:52.764	22	1	2:15.329	37.222	40.707	57.400	244.3	51:02.277
18	2	2:11.221	35.964	38.933	56.324	249.4	41:03.985	23	1	2:13.011	36.420	39.510	57.081	243.2	53:15.288
19	2	2:13.961	37.831	39.304	56.826	243.2	43:17.946								
20	2	2:12.019	35.852	39.733	56.434	247.1	45:29.965								
21	2	2:12.833	36.260	39.284	57.289	248.2	47:42.798								
22	2	2:13.225	36.950	39.255	57.020	247.7	49:56.023								
23	2	2:11.395	35.702	39.143	56.550	248.2	52:07.418								

70	Roberto Bosio	Porsche 911 GT3 Cup gen 2	79	Davide Scannicchio	Porsche 992 GT3 Cup
AM		GDL Racing	PROAM	Fabio Babini	ZRS Motorsport

Lap	D	Time	Sector 1	Sector 2	Sector 3	T. Spd	Elapsed	Lap	D	Time	Sector 1	Sector 2	Sector 3	T. Spd	Elapsed
1		2:27.253	45.602	41.862	59.789	205.7	2:27.253	7	2	2:08.163	34.877	38.623	54.663	242.1	15:07.876
2		2:17.579	37.570	41.361	58.648	246.0	4:44.832	8	2	2:08.424	34.818	38.789	54.817	243.7	17:16.300
3		2:19.908	38.905	41.441	59.562	228.8	7:04.740	9	2	2:09.376	35.065	38.910	55.401	244.3	19:25.676
4		2:17.167	37.446	40.937	58.784	247.7	9:21.907	10	2	2:08.751	35.051	38.787	54.913	242.1	21:34.427
5		2:16.660	37.034	40.807	58.819	246.0	11:38.567	11	2	2:08.581	35.042	38.690	54.849	242.6	23:43.008
6		2:17.681	37.503	40.695	59.483	246.5	13:56.248	12	2	2:07.934	34.739	38.549	54.646	242.6	25:50.942
7		2:18.471	37.894	40.890	59.687	246.0	16:14.719	13	2	2:14.611 P	35.128	38.779	1:00.704	244.3	28:05.553
8		2:18.112	37.525	40.918	59.669	246.5	18:32.831	14	1	3:20.554	1:43.495	40.242	56.817	144.3	31:26.107
9		2:17.463	37.319	41.037	59.107	246.0	20:50.294	15	1	2:14.156	36.407	41.146	56.603	243.2	33:40.263
10		2:24.126 P	37.803	40.949	1:05.374	245.4	23:14.420	16	1	2:13.630	36.288	40.158	57.184	242.6	35:53.893
11		3:22.603	1:42.777	41.222	58.604	137.2	26:37.023	17	1	2:12.737	36.204	39.666	56.867	243.2	38:06.630
12		2:16.966	37.197	41.073	58.696	246.5	28:53.989	18	1	2:12.861	36.307	39.847	56.707	243.2	40:19.491
13		2:16.901	37.431	40.682	58.788	247.1	31:10.890	19	1	2:12.807	36.238	39.762	56.807	243.2	42:32.298
14		2:18.916	38.398	41.310	59.208	247.7	33:29.806	20	1	2:12.606	36.445	39.723	56.438	243.2	44:44.904
15		2:18.718	37.473	41.377	59.868	245.4	35:48.524	21	1	2:12.332	36.293	39.519	56.520	244.8	46:57.236
16		2:18.492	37.860	41.049	59.583	245.4	38:07.016	22	1	2:13.583	36.139	39.964	57.480	244.8	49:10.819
17		2:17.335	37.635	40.915	58.785	247.1	40:24.351	23	1	2:13.447	37.082	39.558	56.807	245.4	51:24.266
18		2:17.708	38.416	40.794	58.498	218.1	42:42.059								
19		2:21.105	40.652	41.734	58.719	247.1	45:03.164								
20		2:53.766	36.965	41.017	1:35.784	247.1	47:56.930								
21		2:22.766	40.778	42.477	59.511	210.9	50:19.696								
22		2:19.048	38.155	41.192	59.701	246.5	52:38.744								





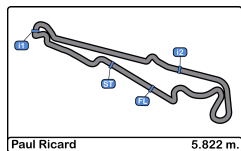
Paul Ricard
GT Cup Europe
Race - 2
Lap Analysis



80 Iván Velasco Ferrari 488 Challenge Evo							99 José García Porsche Cayman GT4 RS								
PROAM		Jorge Cabezas		Mertel Motorsport			TPH		Carlo Scholl			Lionspeed GP			
Lap	D	Time	Sector 1	Sector 2	Sector 3	T. Spd	Elapsed	Lap	D	Time	Sector 1	Sector 2	Sector 3	T. Spd	Elapsed
1	1	2:14.490	40.603	38.517	55.370	227.8	2:14.490	1	1	2:32.432	47.379	44.138	1:00.915	213.4	2:32.432
2	1	2:10.383	35.167	38.469	56.747	247.1	4:24.873	2	1	2:23.928	39.726	43.523	1:00.679	225.4	4:56.360
3	1	2:09.450	35.459	38.464	55.527	248.2	6:34.323	3	1	2:25.620	39.935	43.449	1:02.236	225.4	7:21.980
4	1	2:09.210	35.397	38.621	55.192	248.8	8:43.533	4	1	2:22.218	38.839	42.830	1:00.549	222.6	9:44.198
5	1	2:09.850	35.493	38.606	55.751	248.8	10:53.383	5	1	2:22.946	38.930	42.624	1:01.392	225.4	12:07.144
6	1	2:09.361	35.281	38.724	55.356	247.7	13:02.744	6	1	2:22.288	39.113	42.562	1:00.613	225.0	14:29.432
7	1	2:09.342	35.227	38.490	55.625	248.2	15:12.086	7	1	2:23.852	39.964	42.928	1:00.960	222.6	16:53.284
8	1	2:10.725	35.786	38.970	55.969	249.4	17:22.811	8	1	2:22.052	38.683	42.622	1:00.747	226.4	19:15.336
9	1	2:10.237	35.629	38.883	55.725	247.1	19:33.048	9	1	3:14.796 P	39.314	42.902	1:52.580	226.4	22:30.132
10	1	2:10.020	35.594	38.737	55.689	249.4	21:43.068	10	2	2:31.669	52.563	40.882	58.224	133.6	25:01.801
11	1	2:17.829 P	35.599	38.797	1:03.433	247.7	24:00.897	11	2	2:15.643	36.784	40.661	58.198	228.3	27:17.444
12	2	3:34.095	1:59.164	38.965	55.966	144.1	27:34.992	12	2	2:15.935	36.970	40.933	58.032	229.2	29:33.379
13	2	2:10.212	35.581	39.194	55.437	247.7	29:45.204	13	2	2:19.371	39.371	41.212	58.788	228.8	31:52.750
14	2	2:10.286	35.608	38.994	55.684	247.7	31:55.490	14	2	2:17.905	37.242	41.382	59.281	228.8	34:10.655
15	2	2:09.486	35.405	38.847	55.234	248.8	34:04.976	15	2	2:18.169	37.792	41.205	59.172	228.3	36:28.824
16	2	2:10.337	35.470	39.168	55.699	248.2	36:15.313	16	2	2:17.531	37.414	41.797	58.320	229.2	38:46.355
17	2	2:09.708	35.642	38.958	55.108	249.4	38:25.021	17	2	2:16.585	37.273	40.961	58.351	229.7	41:02.940
18	2	2:09.604	35.408	38.993	55.203	250.5	40:34.625	18	2	2:18.790	38.002	41.569	59.219	229.2	43:21.730
19	2	2:10.024	35.878	38.722	55.424	251.7	42:44.649	19	2	2:24.337	38.015	41.547	1:04.775	230.2	45:46.067
20	2	2:11.167	36.183	38.650	56.334	251.1	44:55.816	20	2	2:18.937	38.244	41.566	59.127	229.7	48:05.004
21	2	2:09.564	35.353	38.821	55.390	251.7	47:05.380	21	2	2:17.824	37.626	41.284	58.914	228.8	50:22.828
22	2	2:09.912	35.407	38.600	55.905	250.5	49:15.292	22	2	2:18.520	37.553	41.376	59.591	228.8	52:41.348
23	2	2:11.170	36.153	38.706	56.311	251.1	51:26.462								

81 Luca Ludwig Ferrari 488 Challenge Evo							007 Jayan Fazal-Karim Aston Martin Vantage AMR								
PROAM		Steven Liquorish		Mertel Motorsport			TPH		Julien Darras			Street-Art Racing			
Lap	D	Time	Sector 1	Sector 2	Sector 3	T. Spd	Elapsed	Lap	D	Time	Sector 1	Sector 2	Sector 3	T. Spd	Elapsed
1	2	2:22.952	44.538	41.049	57.365	222.2	2:22.952	1	1	2:34.037	48.056	44.202	1:01.779	196.0	2:34.037
2	2	2:13.370	36.720	39.723	56.927	246.5	4:36.322	2	1	2:23.319	39.539	42.488	1:01.292	230.7	4:57.356
3	2	2:13.290	36.341	40.112	56.837	247.1	6:49.612	3	1	2:22.223	39.622	42.106	1:00.495	231.2	7:19.579
4	2	2:12.848	36.421	39.544	56.883	246.5	9:02.460	4	1	2:20.449	38.620	42.017	59.812	230.7	9:40.028
5	2	2:12.169	36.129	39.426	56.614	245.4	11:14.629	5	1	2:20.693	38.559	41.895	1:00.239	230.7	12:00.721
6	2	2:12.865	36.476	39.851	56.538	248.2	13:27.494	6	1	2:18.717	38.276	41.244	59.197	230.7	14:19.438
7	2	2:12.824	36.487	39.766	56.571	245.4	15:40.318	7	1	2:19.085	38.394	41.309	59.382	232.2	16:38.523
8	2	2:11.735	35.918	39.562	56.255	247.7	17:52.053	8	1	2:48.237	38.128	41.913	1:28.196	231.2	19:26.760
9	2	2:12.187	36.172	39.272	56.743	246.5	20:04.240	9	1	2:22.921	38.462	41.906	1:02.553	231.2	21:49.681
10	2	2:21.223 P	36.523	39.573	1:05.127	243.2	22:25.463	10	1	3:13.515 P	38.140	42.282	1:53.093	229.2	25:03.196
11	1	3:09.846	1:35.904	38.806	55.136	148.1	25:35.309	11	2	2:33.174	54.649	40.446	58.079	134.3	27:36.370
12	1	2:08.899	35.155	38.525	55.219	248.2	27:44.208	12	2	2:13.409	36.007	40.119	57.283	233.2	29:49.779
13	1	2:09.127	35.225	38.453	55.449	248.8	29:53.335	13	2	2:15.261	36.651	40.238	58.372	231.7	32:05.040
14	1	2:09.759	35.232	38.614	55.913	248.2	32:03.094	14	2	2:14.213	36.432	40.519	57.262	232.7	34:19.253
15	1	2:08.932	35.097	38.653	55.182	247.1	34:12.026	15	2	2:14.796	36.649	40.636	57.511	232.2	36:34.049
16	1	2:09.523	35.290	38.425	55.808	247.7	36:21.549	16	2	2:14.566	36.589	40.533	57.444	232.2	38:48.615
17	1	2:08.571	35.023	38.386	55.162	247.1	38:30.120	17	2	2:14.741	36.588	40.249	57.904	233.7	41:03.356
18	1	2:08.748	35.092	38.362	55.294	248.8	40:38.868	18	2	2:18.566	37.887	41.531	59.148	232.7	43:21.922
19	1	2:08.964	35.121	38.402	55.441	248.2	42:47.832	19	2	2:18.190	38.171	41.275	58.744	231.7	45:40.112
20	1	2:09.284	35.017	38.445	55.822	248.8	44:57.116	20	2	2:16.944	37.250	40.890	58.804	231.2	47:57.056
								21	2	2:16.173	37.178	41.064	57.931	231.2	50:13.229
								22	2	2:18.368	37.976	41.042	59.350	232.2	52:31.597





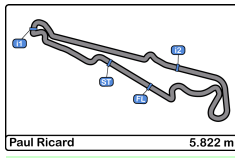
Paul Ricard GT Cup Europe Race - 2



Analysis by Lap

Num	Lap Time	Gap	Num	Lap Time	Gap	Num	Lap Time	Gap	Num	Lap Time	Gap	Num	Lap Time	Gap																		
Lap 1																																
17	2:13.795		21	2:12.900	13.942	Lap 6									81	2:11.735	35.753															
80	2:14.490	00.695	69	2:12.872	14.604	78	2:07.965		19	2:12.495	37.540	55	2:09.697	12.341																		
78	2:15.024	01.229	19	2:13.067	15.428	17	2:09.330	02.322	14	2:12.518	38.174	67	2:09.582	13.101																		
67	2:16.071	02.276	81	2:13.290	16.350	80	2:09.361	03.031	11	2:17.445	1:01.324	44	2:09.743	14.862																		
57	2:17.002	03.207	14	2:13.349	17.563	57	2:09.012	06.217	70	2:18.112	1:16.531	47	2:09.992	16.741																		
55	2:18.372	04.577	11	2:15.408	27.412	67	2:09.482	07.605	77	2:13.328	1:25.998	80	2:17.829	17.889																		
16	2:19.056	05.261	16	2:31.904	28.664	55	2:09.388	08.315	16	2:11.262	1:37.209	69	2:18.426	44.392																		
44	2:19.458	05.663	77	2:18.202	30.776	44	2:09.586	10.722	99	2:22.052	1:59.036	21	2:13.012	46.326																		
47	2:19.657	05.862	70	2:19.908	31.478	47	2:09.597	10.983	Num Lap Time Gap			14	2:23.137	1:03.323																		
52	2:20.107	06.312	007	2:22.223	46.317	52	2:10.636	17.386	Lap 9			99	2:31.669	1 Lap																		
21	2:21.440	07.645	99	2:25.620	48.718	69	2:12.294	24.415	78	2:09.376		007	3:13.515	1 Lap																		
69	2:21.864	08.069	Num Lap Time Gap			21	2:12.454	26.016	Lap 9			16	2:10.918	1:43.842																		
19	2:22.351	08.556	Lap 4			19	2:12.902	27.224	007	2:48.237	1 Lap	52	3:23.854	1:47.903																		
81	2:22.952	09.157	17	2:09.653		81	2:12.865	27.781	17	2:09.472	04.386	81	3:09.846	1:52.301																		
14	2:24.084	10.289	78	2:09.591	00.245	14	2:12.158	28.577	80	2:10.237	07.372	19	3:15.337	2:00.571																		
68	2:25.871	12.076	80	2:09.210	00.618	11	2:14.346	45.823	57	2:09.320	08.369	Num Lap Time Gap																				
70	2:27.253	13.458	57	2:10.035	04.725	77	2:14.399	46.226	55	2:10.034	11.008	Lap 12																				
11	2:27.598	13.803	67	2:11.048	05.188	70	2:17.681	56.535	67	2:10.101	11.475	78	2:07.934																			
77	2:28.456	14.661	55	2:09.765	05.687	007	2:18.717	1:19.725	44	2:09.864	13.198	17	2:09.508	09.369																		
99	2:32.432	18.637	44	2:10.178	08.075	99	2:22.288	1:29.719	47	2:09.632	14.149	55	2:09.855	14.262																		
007	2:34.037	20.242	47	2:09.133	08.587	16	2:10.554	1:30.961	52	2:10.516	24.864	57	2:15.660	18.183																		
Num Lap Time Gap																																
Lap 2																																
17	2:09.607		52	2:11.154	12.614	Num Lap Time Gap									69	2:15.204	20.371															
78	2:09.260	00.882	21	2:12.337	16.626	Lap 7									44	2:16.172	23.100															
80	2:10.383	01.471	69	2:12.455	17.406	78	2:08.163		81	2:12.187	38.564	47	2:16.537	25.344																		
67	2:10.233	02.902	19	2:12.962	18.737	17	2:09.103	03.262	19	2:13.143	41.307	11	3:39.297	1 Lap																		
57	2:10.322	03.922	81	2:12.848	19.545	80	2:09.342	04.210	14	2:13.135	41.933	70	3:22.603	1 Lap																		
55	2:10.607	05.577	14	2:12.745	20.655	57	2:09.300	07.354	11	2:16.590	1:08.538	77	3:21.373	1 Lap																		
16	2:10.966	06.620	11	2:14.885	32.644	67	2:09.407	08.849	70	2:17.463	1:24.618	21	2:20.163	58.555																		
44	2:10.820	06.876	77	2:13.741	34.864	55	2:09.425	09.577	77	2:12.227	1:28.849	99	2:15.643	1 Lap																		
47	2:11.036	07.291	70	2:17.167	38.992	44	2:09.075	11.634	16	2:11.624	1:39.457	80	3:34.095	1:44.050																		
52	2:11.833	08.538	007	2:20.449	57.113	47	2:09.552	12.372	Num Lap Time Gap			007	2:33.174	1 Lap																		
21	2:12.864	10.902	99	2:22.218	1:01.283	52	2:10.864	20.087	Lap 10			52	2:10.827	1:50.796																		
69	2:13.130	11.592	16	3:07.426	1:26.437	69	2:11.313	27.565	78	2:08.751		16	2:16.014	1:51.922																		
19	2:13.272	12.221	Num Lap Time Gap			21	2:12.126	29.979	17	2:10.954	06.589	81	2:08.899	1:53.266																		
81	2:13.370	12.920	Lap 5			81	2:12.824	32.442	80	2:10.020	08.641	69	3:23.558	2:00.016																		
14	2:13.392	14.074	78	2:08.588		19	2:14.408	33.469	57	2:09.818	09.436	19	2:09.761	2:02.398																		
68	2:15.194	17.663	17	2:09.790	00.957	14	2:13.666	34.080	55	2:08.968	11.225	Num Lap Time Gap																				
70	2:17.579	21.430	80	2:09.850	01.635	11	2:14.643	52.303	67	2:09.376	12.100	Lap 13																				
11	2:17.668	21.864	57	2:09.278	05.170	70	2:18.471	1:06.843	44	2:09.253	13.700	78	2:14.611																			
77	2:17.380	22.434	67	2:09.733	06.088	77	2:43.031	1:21.094	007	2:22.921	1 Lap	17	2:14.900	09.658																		
99	2:23.928	32.958	55	2:10.038	06.892	007	2:19.085	1:30.647	47	2:09.932	15.330	14	3:33.159	1 Lap																		
007	2:23.319	33.954	44	2:09.859	09.101	16	2:11.573	1:34.371	52	2:16.517	32.630	55	2:19.478	19.129																		
Num Lap Time Gap																																
Lap 3																																
17	2:09.860		47	2:09.597	09.351	99	2:23.852	1:45.408	69	2:10.947	34.547	70	2:16.966	1 Lap																		
78	2:09.285	00.307	52	2:10.934	14.715	Num Lap Time Gap									77	2:16.478	1 Lap															
80	2:09.450	01.061	69	2:11.513	20.086	Lap 8									11	2:17.517	1 Lap															
67	2:10.751	03.793	21	2:13.734	21.527	78	2:08.424		14	2:15.585	48.767	44	3:13.444	1:21.933																		
57	2:10.281	04.343	19	2:12.383	22.287	17	2:09.452	04.290	19	2:21.223	51.036	57	3:19.040	1:22.612																		
55	2:09.858	05.575	81	2:12.169	22.881	80	2:10.725	06.511	99	2:21.259	53.815	99	2:15.935	1 Lap																		
44	2:10.534	07.550	14	2:12.562	24.384	57	2:09.495	08.425	11	2:23.492	1:23.279	67	3:25.292	1:31.052																		
47	2:11.676	09.107	11	2:15.631	39.442	55	2:09.197	10.350	70	2:24.126	1:39.993	47	3:24.694	1:35.427																		
52	2:12.435	11.113	77	2:13.761	39.792	67	2:10.325	10.750	16	2:10.799	1:41.505	80	2:10.212	1:39.651																		
Num Lap Time Gap																																
Lap 4																																
17	2:09.860		70	2:16.660	46.819	44	2:09.500	12.710	77	2:21.796	1:41.894	007	2:13.409	1 Lap																		
78	2:09.285	00.307	007	2:20.693	1:08.973	47	2:09.945	13.893	Num Lap Time Gap			52	2:10.444	1:46.629																		
80	2:09.450	01.061	99	2:22.946	1:15.396	52	2:12.061	23.724	Lap 11			81	2:09.127	1:47.782																		
67	2:10.751	03.793	16	2:10.768	1:28.372	69	2:11.041	30.182	78	2:08.581		19	2:09.969	1:57.756																		
57	2:10.281	04.343	Num Lap Time Gap															69	2:14.523	1:59.928												
55	2:09.858	05.575	Lap 5															21	3:24.825	2:08.769												
44	2:10.534	07.550	Lap 6															14	2:14.890	2:28.827												
47	2:11.676	09.107	Lap 7																													
52	2:12.435	11.113	Lap 8																													
Num Lap Time Gap																																
Lap 9																																
Num Lap Time Gap																																
Lap 10																																
Num Lap Time Gap																																
Lap 11																																
Num Lap Time Gap																																
Lap 12																																
Num Lap Time Gap																																
Lap 13																																
Num Lap Time Gap																																
Lap 14																																
Num Lap Time Gap																																





Paul Ricard
GT Cup Europe
Race - 2
Analysis by Lap



Num	Lap Time	Gap
77	2:15.451	3:04.070
70	2:16.901	3:05.337
11	2:16.669	3:05.636
16	3:29.117	3:06.428

Num	Lap Time	Gap
Lap 14		
78	3:20.554	
17	3:22.817	11.921
44	2:12.686	14.065
57	2:12.513	14.571
55	3:24.642	23.217
67	2:13.214	23.712
47	2:10.758	25.631

99	2:19.371	1 Lap
80	2:10.286	29.383
81	2:09.759	36.987
52	2:11.816	37.891
007	2:15.261	1 Lap
19	2:09.322	46.524
69	2:12.385	51.759
21	2:12.838	1:01.053
14	2:14.749	1:23.022
77	2:12.740	1:56.256
16	2:12.846	1:58.720
70	2:18.916	2:03.699

Num	Lap Time	Gap
Lap 15		
78	2:14.156	
11	2:32.494	1 Lap
17	2:11.520	09.285
44	2:12.813	12.722
57	2:12.571	12.986
67	2:13.544	23.100
47	2:12.200	23.675
80	2:09.486	24.713
55	2:19.980	29.041

99	2:17.905	1 Lap
81	2:08.932	31.763
52	2:10.775	34.510
007	2:14.213	1 Lap
19	2:09.170	41.538
69	2:11.387	48.990
21	2:13.214	1:00.111
14	2:13.991	1:22.857
77	2:12.308	1:54.408
16	2:11.754	1:56.318
70	2:18.718	2:08.261

Num	Lap Time	Gap
Lap 16		
78	2:13.630	
11	2:15.733	1 Lap
17	2:11.893	07.548
44	2:12.926	12.018
57	2:13.250	12.606
47	2:09.679	19.724
80	2:10.337	21.420

Num	Lap Time	Gap
67	2:13.009	22.479
81	2:09.523	27.656
55	2:14.618	30.029
52	2:12.780	33.660

99	2:18.169	1 Lap
19	2:09.005	36.913
007	2:14.796	1 Lap
69	2:11.323	46.683
21	2:13.097	59.578
14	2:14.317	1:23.544
77	2:11.778	1:52.556
16	2:11.378	1:54.066

Num	Lap Time	Gap
Lap 17		
78	2:12.737	
70	2:18.492	1 Lap
17	2:12.222	07.033
11	2:16.669	1 Lap
44	2:12.510	11.791
57	2:12.141	12.010
47	2:09.769	16.756
80	2:09.708	18.391

67	2:11.960	21.702
81	2:08.571	23.490
55	2:13.670	30.962
52	2:10.975	31.898
19	2:09.849	34.025
99	2:17.531	1 Lap
007	2:14.566	1 Lap
69	2:12.188	46.134
21	2:12.737	59.578
14	2:14.114	1:24.921
77	2:11.910	1:51.729
16	2:11.519	1:52.848

Num	Lap Time	Gap
Lap 18		
78	2:12.861	
70	2:17.335	1 Lap
17	2:11.080	05.252
44	2:12.366	11.296
57	2:12.697	11.846
11	2:16.119	1 Lap
47	2:09.860	13.755
80	2:09.604	15.134
81	2:08.748	19.377

67	2:13.638	22.479
19	2:10.010	31.174
52	2:13.189	32.226
55	2:15.286	33.387
99	2:16.585	1 Lap
007	2:14.741	1 Lap
69	2:11.221	44.494
21	2:13.378	1:00.095
14	2:14.811	1:26.871
77	2:12.448	1:51.316
16	2:11.955	1:51.942

Num	Lap Time	Gap
Lap 19		
78	2:12.807	
17	2:11.423	03.868
70	2:17.708	1 Lap
44	2:12.140	10.629
57	2:12.430	11.469
47	2:10.948	11.896
80	2:10.024	12.351
81	2:08.964	15.534

11	2:17.689	1 Lap
67	2:13.065	22.737
19	2:09.673	28.040
52	2:09.916	29.335
55	2:14.360	34.940
69	2:13.961	45.648
99	2:18.790	1 Lap
007	2:18.566	1 Lap
21	2:12.974	1:00.262
14	2:14.620	1:28.684
77	2:11.926	1:50.435
16	2:11.770	1:50.905

Num	Lap Time	Gap
Lap 20		
78	2:12.606	
17	2:11.298	02.560
47	2:10.981	10.271
80	2:11.167	10.912
44	2:13.509	11.532
81	2:09.284	12.212
57	2:14.237	13.100
70	2:21.105	1 Lap
11	2:15.950	1 Lap
67	2:12.817	22.948
19	2:09.253	24.687
52	2:09.880	26.609
55	2:13.644	35.978
69	2:12.019	45.061

007	2:18.190	1 Lap
99	2:24.337	1 Lap
21	2:13.579	1:01.235
14	2:15.057	1:31.135
77	2:11.609	1:49.438
16	2:11.698	1:49.997

Num	Lap Time	Gap
Lap 21		
78	2:12.332	
17	2:11.284	01.512
47	2:09.456	07.395
80	2:09.564	08.144
44	2:13.088	12.288
57	2:12.324	13.092
19	2:10.817	23.172
67	2:13.705	24.321
52	2:11.395	25.672
11	2:19.313	1 Lap
55	2:15.300	38.946

69	2:12.833	45.562
70	2:53.766	1 Lap
007	2:16.944	1 Lap
21	2:13.388	1:02.291
99	2:18.937	1 Lap
14	2:14.367	1:33.170
77	2:12.606	1:49.712
16	2:12.250	1:49.915

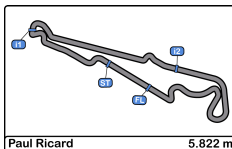
Num	Lap Time	Gap
Lap 22		
17	2:11.694	
78	2:13.583	00.377
47	2:10.350	04.539
80	2:09.912	04.850
44	2:13.710	12.792
57	2:13.252	13.138
19	2:10.147	20.113
52	2:11.639	24.105
67	2:13.253	24.368
11	2:16.376	1 Lap
55	2:13.630	39.370
69	2:13.225	45.581

007	2:16.173	1 Lap
21	2:14.140	1:03.225
70	2:22.766	1 Lap
99	2:17.824	1 Lap
16	2:12.438	1:49.147
77	2:15.329	1:51.835
14	2:32.381	1:52.345

Num	Lap Time	Gap
Lap 23		
17	2:11.811	
78	2:13.447	02.013
80	2:11.170	04.209
47	2:11.713	04.441
44	2:13.421	14.402
57	2:13.323	14.650
19	2:10.658	18.960
52	2:11.375	23.669
67	2:12.324	24.881
11	2:16.990	1 Lap
55	2:13.419	40.978
69	2:11.395	45.165
21	2:14.451	1:05.865

007	2:18.368	1 Lap
70	2:19.048	1 Lap
99	2:18.520	1 Lap
16	2:11.784	1:49.120
77	2:13.011	1:53.035
14	2:15.035	1:55.569





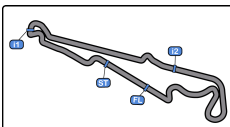
Paul Ricard
GT Cup Europe
Race - 2



Best Sectors Results

Sector - 1			Sector - 2			Sector - 3			Ideal Lap vs Best Lap		
Clas	Nº Driver	Time	Nº Driver	Time	Nº Driver	Time	Clas	Nº Driver	Ideal Lap	Best Lap	Clas
1	69 Bochez - Bochez	34.608	81 Ludwig - Liquorish	38.362	78 Scannicchio - Babini	54.514	1	78 Scannicchio - Babini	2:07.701	2:07.934	1
2	78 Scannicchio - Babini	34.638	80 Velasco - Cabezas	38.464	57 Antonel - Vandierendonck	54.836	2	81 Ludwig - Liquorish	2:08.515	2:08.571	2
3	47 Alex Reimann	35.001	19 Bozzoni - Navarrete	38.472	67 De Lorenzi - Borghi	55.099	3	80 Velasco - Cabezas	2:08.739	2:09.210	9
4	81 Ludwig - Liquorish	35.017	78 Scannicchio - Babini	38.549	80 Velasco - Cabezas	55.108	4	47 Alex Reimann	2:08.845	2:09.133	8
5	44 Pisani - Zanini	35.028	44 Pisani - Zanini	38.568	55 Condé - Mello	55.113	5	57 Antonel - Vandierendonck	2:08.866	2:09.012	5
6	19 Bozzoni - Navarrete	35.091	17 Innocenti - Belicchi	38.606	81 Ludwig - Liquorish	55.136	6	55 Condé - Mello	2:08.948	2:08.968	3
7	17 Innocenti - Belicchi	35.104	57 Antonel - Vandierendonck	38.646	47 Alex Reimann	55.154	7	19 Bozzoni - Navarrete	2:08.969	2:09.005	4
8	80 Velasco - Cabezas	35.167	67 De Lorenzi - Borghi	38.655	52 Przybylak - Vandervelde	55.294	8	67 De Lorenzi - Borghi	2:08.996	2:09.376	10
9	55 Condé - Mello	35.169	55 Condé - Mello	38.666	17 Innocenti - Belicchi	55.327	9	17 Innocenti - Belicchi	2:09.037	2:09.103	7
10	67 De Lorenzi - Borghi	35.242	47 Alex Reimann	38.690	19 Bozzoni - Navarrete	55.406	10	44 Pisani - Zanini	2:09.075	2:09.075	6
11	52 Przybylak - Vandervelde	35.333	69 Bochez - Bochez	38.933	44 Pisani - Zanini	55.479	11	69 Bochez - Bochez	2:09.497	2:10.947	13
12	57 Antonel - Vandierendonck	35.384	52 Przybylak - Vandervelde	38.980	16 Evgenii Leonov	55.601	12	52 Przybylak - Vandervelde	2:09.607	2:09.880	11
13	16 Evgenii Leonov	35.412	16 Evgenii Leonov	39.111	69 Bochez - Bochez	55.956	13	16 Evgenii Leonov	2:10.124	2:10.554	12
14	21 Florin Tincescu	35.535	77 Ala-Jyrä - Jaaska	39.336	77 Ala-Jyrä - Jaaska	56.090	14	77 Ala-Jyrä - Jaaska	2:11.309	2:11.609	14
15	14 Fondi - Van den Hengel	35.764	14 Fondi - Van den Hengel	39.411	14 Fondi - Van den Hengel	56.242	15	21 Florin Tincescu	2:11.330	2:12.126	15
16	77 Ala-Jyrä - Jaaska	35.883	21 Florin Tincescu	39.468	21 Florin Tincescu	56.327	16	14 Fondi - Van den Hengel	2:11.417	2:12.158	16
17	007 Fazal-Karim - Darras	36.007	11 Fabiani - Zerbi	39.505	007 Fazal-Karim - Darras	57.262	17	007 Fazal-Karim - Darras	2:13.388	2:13.409	17
18	11 Fabiani - Zerbi	36.444	007 Fazal-Karim - Darras	40.119	68 Samuele Bosio	57.762	18	11 Fabiani - Zerbi	2:13.837	2:14.346	18
19	99 García - Scholl	36.784	68 Samuele Bosio	40.510	11 Fabiani - Zerbi	57.888	19	68 Samuele Bosio	2:15.194	2:15.194	19
20	68 Samuele Bosio	36.922	99 García - Scholl	40.661	99 García - Scholl	58.032	20	99 García - Scholl	2:15.477	2:15.643	20
21	70 Roberto Bosio	36.965	70 Roberto Bosio	40.682	70 Roberto Bosio	58.498	21	70 Roberto Bosio	2:16.145	2:16.660	21





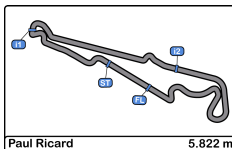
Paul Ricard
GT Cup Europe
Race - 2
Leader Sequence

Paul Ricard 5.822 m.



N°	Entrant/Team	Nat	Driver 1	Nat	Driver 2	Nat	Vehicle	Cat	Start Lap	End Lap	Laps	Total Laps
17	Rossocorsa Racing		Lorenzo Innocenti		Andrea Belicchi		Ferrari 488 Challenge Evo	PROAM	1	4	4	4
78	ZRS Motorsport		Davide Scannicchio		Fabio Babini		Porsche 992 GT3 Cup	PROAM	5	21	17	17
17	Rossocorsa Racing		Lorenzo Innocenti		Andrea Belicchi		Ferrari 488 Challenge Evo	PROAM	22	23	2	6



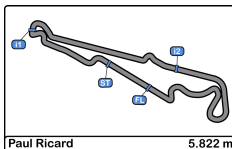


Paul Ricard
GT Cup Europe
Race - 2
Best 5 Lap Times



Cl	N° Entrant/Team	Nat	Driver 1	Nat	Driver 2	Nat	Vehicle	Cat	Cl	Best 1		Best 2		Best 3		Best 4		Best 5	
										Time	Lap	Time	Lap	Time	Lap	Time	Lap	Time	Lap
1	78 ZRS Motorsport	ITA	Davide Scannicchio	ITA	Fabio Babini	ITA	Porsche 992 GT3 Cup	PROAM	1	2:07.934	12	2:07.965	6	2:08.163	7	2:08.424	8	2:08.581	11
2	81 Mertel Motorsport	DEU	Luca Ludwig	DEU	Steven Liquorish	GBR	Ferrari 488 Challenge Evo	PROAM	2	2:08.571	17	2:08.748	18	2:08.899	12	2:08.932	15	2:08.964	19
3	55 Q1-trackracing	BEL	Gustavo Condé	BRA	H. Mello	BRA	Porsche 992 GT3 Cup	AM	1	2:08.968	10	2:09.197	8	2:09.388	6	2:09.425	7	2:09.697	11
4	19 Mertel Motorsport	DEU	Stefano Bozzoni	ITA	Fernando Navarrete	ESP	Ferrari 488 Challenge Evo	AM	2	2:09.005	16	2:09.170	15	2:09.253	20	2:09.322	14	2:09.673	19
5	57 Q1-trackracing	BEL	Quentin Antonel	FRA	Nicolas Vandierendonck	BEL	Porsche 992 GT3 Cup	AM*	3	2:09.012	6	2:09.278	5	2:09.300	7	2:09.320	9	2:09.495	8
6	44 Eugenio Pisani / SP Racing	ITA	Eugenio Pisani	ITA	Stefano Zanini	MCO	Porsche 911 GT3 Cup gen 2	PROAM	3	2:09.075	7	2:09.253	10	2:09.500	8	2:09.586	6	2:09.743	11
7	17 Rossocorsa Racing	ITA	Lorenzo Innocenti	ITA	Andrea Belicchi	ITA	Ferrari 488 Challenge Evo	PROAM	4	2:09.103	7	2:09.330	6	2:09.452	8	2:09.472	9	2:09.508	12
8	47 EST1 Racing	EST	Alex Reimann	EST			Porsche 992 GT3 Cup	PROAM	5	2:09.133	4	2:09.456	21	2:09.552	7	2:09.597	5	2:09.597	6
9	80 Mertel Motorsport	DEU	Iván Velasco	ESP	Jorge Cabezas	ESP	Ferrari 488 Challenge Evo	PROAM	6	2:09.210	4	2:09.342	7	2:09.361	6	2:09.450	3	2:09.486	15
10	67 GDL Racing	SMR	Gianluca De Lorenzi	ITA	Stefano Borghi	ITA	Porsche 992 GT3 Cup	AM	4	2:09.376	10	2:09.407	7	2:09.482	6	2:09.582	11	2:09.733	5
11	52 Q1-trackracing	BEL	Xander Przybylak	BEL	Laurent Vandervelde	BEL	Porsche 992 GT3 Cup	AM	5	2:09.880	20	2:09.916	19	2:10.444	13	2:10.516	9	2:10.636	6
12	16 Volcano Motorsport	ESP	Evgenii Leonov	MDA			Porsche 992 GT3 Cup	PROAM*	7	2:10.554	6	2:10.768	5	2:10.799	10	2:10.918	11	2:10.966	2
13	69 Kessel Racing	CHE	Alexandre Bochez	CHE	Mikaël Bochez	CHE	Ferrari 488 Challenge Evo	AM	6	2:10.947	10	2:11.041	8	2:11.221	18	2:11.313	7	2:11.323	16
14	77 EST1 Racing	EST	Jori Ala-Jyrä	FIN	Indrek Jaaska	EST	Porsche 992 GT3 Cup	AM	7	2:11.609	20	2:11.778	16	2:11.910	17	2:11.926	19	2:12.227	9
15	21 Camil Perian / R01 Racing by Varu Nicu	ROU	Florin Tincescu	ROU			Porsche 911 GT3 Cup gen 2	AM	8	2:12.126	7	2:12.337	4	2:12.430	9	2:12.454	6	2:12.737	17
16	14 Ghinzani Arco Motorsport	ITA	Maurizio Fondi	ITA	Laura Van den Hengel	NLD	Porsche 992 GT3 Cup	AM	9	2:12.158	6	2:12.518	8	2:12.562	5	2:12.745	4	2:13.135	9
17	007 Street-Art Racing	BEL	Jayan Fazal-Karim	FRA	Julien Darras	FRA	Aston Martin Vantage AMR	TPH	1	2:13.409	12	2:14.213	14	2:14.566	16	2:14.741	17	2:14.796	15
18	11 Eugenio Pisani / SP Racing	ITA	Fabio Fabiani	ITA	Stefano Zerbi	ITA	Porsche 911 GT3 Cup gen 2	AM	10	2:14.346	6	2:14.643	7	2:14.885	4	2:15.408	3	2:15.631	5
19	68 GDL Racing	SMR	Samuele Bosio	ITA			Porsche 992 GT3 Cup	AM	11	2:15.194	2	2:25.871	1						
20	99 Lionspeed GP	DEU	José García	ESP	Carlo Scholl	DEU	Porsche Cayman GT4 RS	TPH	2	2:15.643	11	2:15.935	12	2:16.585	17	2:17.531	16	2:17.824	21
21	70 GDL Racing	SMR	Roberto Bosio	ITA			Porsche 911 GT3 Cup gen 2	AM	12	2:16.660	5	2:16.901	13	2:16.966	12	2:17.167	4	2:17.335	17





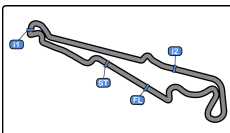
Paul Ricard
GT Cup Europe
Race - 2
Best 5 Top Speeds



Paul Ricard 5.822 m.

Cl	N° Entrant/Team	Nat	Driver 1	Nat	Driver 2	Nat	Vehicle	Cat	Cl	Top 1		Top 2		Top 3		Top 4		Top 5		Avg
										Km/h	Lap	Km/h	Lap	Km/h	Lap	Km/h	Lap	Km/h	Lap	
1	80 Mertel Motorsport	DEU	<u>Iván Velasco</u>	ESP	Jorge Cabezas	ESP	Ferrari 488 Challenge Evo	PROAM	1	251.7	19	251.7	21	251.1	20	251.1	23	250.5	18	251.2
2	19 Mertel Motorsport	DEU	<u>Stefano Bozzoni</u>	ITA	Fernando Navarrete	ESP	Ferrari 488 Challenge Evo	AM	1	250.5	13	250.5	21	250.0	18	250.0	20	249.4	6	250.1
3	44 Eugenio Pisani / SP Racing	ITA	<u>Eugenio Pisani</u>	ITA	Stefano Zanini	MCO	Porsche 911 GT3 Cup gen 2	PROAM	2	249.4	3	249.4	20	249.4	21	248.2	2	248.2	8	248.9
4	69 Kessel Racing	CHE	<u>Alexandre Bochez</u>	CHE	Mikaël Bochez	CHE	Ferrari 488 Challenge Evo	AM	2	249.4	18	248.8	3	248.8	4	248.8	5	248.2	8	248.8
5	81 Mertel Motorsport	DEU	Luca Ludwig	DEU	<u>Steven Liquorish</u>	GBR	Ferrari 488 Challenge Evo	PROAM	3	248.8	13	248.8	18	248.8	20	248.2	6	248.2	12	248.6
6	11 Eugenio Pisani / SP Racing	ITA	Fabio Fabiani	ITA	<u>Stefano Zerbi</u>	ITA	Porsche 911 GT3 Cup gen 2	AM	3	248.2	13	247.1	14	246.5	2	246.0	3	245.4	18	246.6
7	16 Volcano Motorsport	ESP	Evgenii Leonov	IND			Porsche 992 GT3 Cup	PROAM*	4	248.2	22	247.1	14	247.1	20	246.5	21	245.4	7	246.9
8	17 Rossocorsa Racing	ITA	Lorenzo Innocenti	ITA	<u>Andrea Belicchi</u>	ITA	Ferrari 488 Challenge Evo	PROAM	5	248.2	19	248.2	21	248.2	22	247.7	17	246.5	18	247.8
9	47 EST1 Racing	EST	Alex Reimann	EST			Porsche 992 GT3 Cup	PROAM	6	248.2	2	247.7	7	247.7	19	247.7	20	247.1	5	247.7
10	55 Q1-trackracing	BEL	Gustavo Condé	BRA	<u>H. Mello</u>	BRA	Porsche 992 GT3 Cup	AM	4	247.7	8	247.1	5	246.5	6	246.0	4	246.0	9	246.6
11	70 GDL Racing	SMR	Roberto Bosio	ITA			Porsche 911 GT3 Cup gen 2	AM	5	247.7	4	247.7	14	247.1	13	247.1	17	247.1	19	247.3
12	57 Q1-trackracing	BEL	<u>Quentin Antonel</u>	FRA	Nicolas Vandierendonck	BEL	Porsche 992 GT3 Cup	AM*	6	247.1	23	246.0	16	245.4	10	245.4	19	245.4	20	245.9
13	21 Camil Perian / R01 Racing by Varu Nicu	ROU	Florin Tincescu	ROU			Porsche 911 GT3 Cup gen 2	AM	7	246.5	23	246.0	18	245.4	22	244.8	7	244.8	9	245.5
14	67 GDL Racing	SMR	<u>Gianluca De Lorenzi</u>	ITA	Stefano Borghi	ITA	Porsche 992 GT3 Cup	AM	8	246.5	9	246.5	10	246.0	19	246.0	21	246.0	23	246.2
15	52 Q1-trackracing	BEL	Xander Przybylak	BEL	<u>Laurent Vandervelde</u>	BEL	Porsche 992 GT3 Cup	AM	9	245.4	20	244.8	18	244.8	21	244.3	13	244.3	23	244.7
16	77 EST1 Racing	FIN	Jori Ala-Jyrä	FIN	<u>Indrek Jaaska</u>	FIN	Porsche 992 GT3 Cup	AM	10	245.4	7	245.4	20	244.8	6	244.8	13	244.3	3	245.0
17	78 ZRS Motorsport	ITA	Davide Scannicchio	ITA	<u>Fabio Babini</u>	ITA	Porsche 992 GT3 Cup	PROAM	7	245.4	23	244.8	5	244.8	21	244.8	22	244.3	9	244.8
18	14 Ghinzani Arco Motorsport	ITA	Maurizio Fondi	ITA	<u>Laura Van den Hengel</u>	IND	Porsche 992 GT3 Cup	AM	11	244.8	8	244.3	3	244.3	6	244.3	7	244.3	10	244.4
19	68 GDL Racing	SMR	Samuele Bosio	ITA			Porsche 992 GT3 Cup	AM	12	241.0	2	236.3	1	172.2	3					216.5
20	007 Street-Art Racing	BEL	<u>Jayan Fazal-Karim</u>	FRA	Julien Darras	FRA	Aston Martin Vantage AMR	TPH	1	233.7	17	233.2	12	232.7	14	232.7	18	232.2	7	232.9
21	99 Lionspeed GP	DEU	<u>José García</u>	ESP	Carlo Scholl	DEU	Porsche Cayman GT4 RS	TPH	2	230.2	19	229.7	17	229.7	20	229.2	12	229.2	16	229.6





Paul Ricard
GT Cup Europe
Race - 2

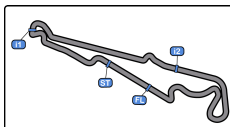
Fastest Laps Sequence

Paul Ricard 5.822 m.



Lap	Time of Day	Session Time	N° Entrant/Team	Nat	Driver 1	Nat	Driver 2	Nat	Vehicle	Cat	Time	Km/h
2	15:24:27.680	4:23.680	17 Rossocorsa Racing	ITA	Lorenzo Innocenti	ITA	Andrea Belicchi	ITA	Ferrari 488 Challenge Evo	PROAM	2:09.607	161.7
2	15:24:28.562	4:24.562	78 ZRS Motorsport	ITA	Davide Scannicchio	ITA	Fabio Babini	ITA	Porsche 992 GT3 Cup	PROAM	2:09.260	162.1
4	15:28:47.811	8:43.811	80 Mertel Motorsport	DEU	Iván Velasco	ESP	Jorge Cabezas	ESP	Ferrari 488 Challenge Evo	PROAM	2:09.210	162.2
4	15:28:55.780	8:51.780	47 EST1 Racing	EST	Alex Reimann	EST			Porsche 992 GT3 Cup	PROAM	2:09.133	162.3
5	15:30:56.026	10:52.026	78 ZRS Motorsport	ITA	Davide Scannicchio	ITA	Fabio Babini	ITA	Porsche 992 GT3 Cup	PROAM	2:08.588	162.9
6	15:33:03.991	12:59.991	78 ZRS Motorsport	ITA	Davide Scannicchio	ITA	Fabio Babini	ITA	Porsche 992 GT3 Cup	PROAM	2:07.965	163.7
12	15:45:55.220	25:51.220	78 ZRS Motorsport	ITA	Davide Scannicchio	ITA	Fabio Babini	ITA	Porsche 992 GT3 Cup	PROAM	2:07.934	163.8





Paul Ricard
GT Cup Europe
Race - 2

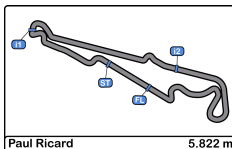
Event Best Maximum Speed

Paul Ricard 5.822 m



N°	Entrant/Team	Nat	Driver 1	Nat	Driver 2	Nat	Vehicle	Cat	Km/h	Session
69	Kessel Racing	CHE	Alexandre Bochez	CHE	Mikaël Bochez	CHE	Ferrari 488 Challenge Evo	AM	252.3	Qualifying - 2 Driver - 2
80	Mertel Motorsport	DEU	Iván Velasco	ESP	Jorge Cabezas	ESP	Ferrari 488 Challenge Evo	PROAM	252.3	Qualifying - 2 Driver - 2
19	Mertel Motorsport	DEU	Stefano Bozzoni	ITA	Fernando Navarrete	ESP	Ferrari 488 Challenge Evo	AM	251.1	Free Practice - 1
81	Mertel Motorsport	DEU	Luca Ludwig	DEU	Steven Liquorish	GBR	Ferrari 488 Challenge Evo	PROAM	250.0	Free Practice - 1
44	Eugenio Pisani / SP Racing	ITA	Eugenio Pisani	ITA	Stefano Zanini	MCO	Porsche 911 GT3 Cup gen 2	PROAM	250.0	Qualifying - 2 Driver - 2
17	Rosscorsa Racing	ITA	Lorenzo Innocenti	ITA	Andrea Belicchi	ITA	Ferrari 488 Challenge Evo	PROAM	248.8	Qualifying - 2 Driver - 2
70	GDL Racing	SMR	Roberto Bosio	ITA			Porsche 911 GT3 Cup gen 2	AM	248.8	Qualifying - 2 Driver - 2
47	EST1 Racing	EST	Alex Reimann	EST			Porsche 992 GT3 Cup	PROAM	248.2	Race - 2
11	Eugenio Pisani / SP Racing	ITA	Fabio Fabiani	ITA	Stefano Zerbi	ITA	Porsche 911 GT3 Cup gen 2	AM	248.2	Race - 2
16	Volcano Motorsport	ESP	Evgenii Leonov	IND			Porsche 992 GT3 Cup	PROAM*	248.2	Race - 2
55	Q1-trackracing	BEL	Gustavo Condé	BRA	H. Mello	BRA	Porsche 992 GT3 Cup	AM	247.7	Race - 2
57	Q1-trackracing	BEL	Quentin Antonel	FRA	Nicolas Vandierendonck	BEL	Porsche 992 GT3 Cup	AM*	247.1	Race - 2
21	Camil Perian / R01 Racing by Varu Nicu	ROU	Florin Tincescu	ROU			Porsche 911 GT3 Cup gen 2	AM	246.5	Qualifying - 2 Driver - 2
67	GDL Racing	SMR	Gianluca De Lorenzi	ITA	Stefano Borghi	ITA	Porsche 992 GT3 Cup	AM	246.5	Race - 2
52	Q1-trackracing	BEL	Xander Przybylak	BEL	Laurent Vandervelde	BEL	Porsche 992 GT3 Cup	AM	246.0	Qualifying - 1 Driver - 1
78	ZRS Motorsport	ITA	Davide Scannicchio	ITA	Fabio Babini	ITA	Porsche 992 GT3 Cup	PROAM	246.0	Race - 1
14	Ghinzani Arco Motorsport	ITA	Maurizio Fondi	ITA	Laura Van den Hengel	IND	Porsche 992 GT3 Cup	AM	245.4	Qualifying - 2 Driver - 2
77	EST1 Racing	EST	Jori Ala-Jyrä	FIN	Indrek Jaaska	EST	Porsche 992 GT3 Cup	AM	245.4	Race - 2
65	GDL Racing	SMR	Mario Cordoni	ITA			Porsche 992 GT3 Cup	AM	243.7	Qualifying - 1 Driver - 1
68	GDL Racing	SMR	Samuele Bosio	ITA			Porsche 992 GT3 Cup	AM	243.2	Qualifying - 1 Driver - 1
007	Street-Art Racing	BEL	Jayan Fazal-Karim	FRA	Julien Darras	FRA	Aston Martin Vantage AMR	TPH	233.7	Qualifying - 2 Driver - 2
99	Lionspeed GP	DEU	José García	ESP	Carlo Scholl	DEU	Porsche Cayman GT4 RS	TPH	230.2	Race - 2



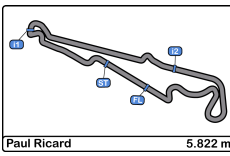


Paul Ricard
GT Cup Europe
Race - 2
Lap Chart



LAP																									
Nr	Po	Grid	1	2	3	4	5	6	7	8	9	10	11	12	13	14	15	16	17	18	19	20	21	22	23
17	1	17	17	17	17	17	78	78	78	78	78	78	78	78	78	78	78	78	78	78	78	78	17	17	
78	2	78	80	78	78	78	17	17	17	17	17	17	17	17	17	17	17	17	17	17	17	17	78	78	
80	3	80	78	80	80	80	80	80	80	80	80	80	57	55	55	44	44	44	44	44	44	47	47	47	80
57	4	57	67	67	67	57	57	57	57	57	57	57	55	57	44	57	57	57	57	57	57	80	80	80	47
67	5	67	57	57	57	67	67	67	67	55	55	55	67	67	57	55	67	47	47	47	47	44	44	44	44
16	6	16	55	55	55	55	55	55	55	67	67	67	44	44	67	67	47	80	80	80	80	81	57	57	57
55	7	55	16	16	44	44	44	44	44	44	44	44	47	47	47	47	80	67	67	81	81	57	19	19	19
47	8	47	44	44	47	47	47	47	47	47	47	47	80	21	80	80	55	81	81	67	67	67	67	52	52
44	9	44	47	47	52	52	52	52	52	52	52	52	69	80	52	81	81	55	55	19	19	19	52	67	67
69	10	69	52	52	21	21	69	69	69	69	69	69	21	52	81	52	52	52	52	52	52	52	55	55	55
52	11	52	21	21	69	69	21	21	21	21	21	21	14	16	19	19	19	19	19	55	55	55	69	69	69
81	12	81	69	69	19	19	19	19	81	81	81	14	16	81	69	69	69	69	69	69	69	69	21	21	21
21	13	21	19	19	81	81	81	81	19	19	19	81	52	69	21	21	21	21	21	21	21	21	14	16	16
11	14	11	81	81	14	14	14	14	14	14	14	19	81	19	14	14	14	14	14	14	14	14	77	77	77
14	15	14	14	14	11	11	11	11	11	11	11	11	19	14	77	77	77	77	77	77	77	77	16	14	14
19	16	19	68	68	16	77	77	77	70	70	70	70	11	70	70	16	16	16	16	16	16	16	11	11	
77	17	77	70	70	77	70	70	70	77	77	77	16	70	77	11	70	70	70	70	70	70	11	007	007	
70	18	70	11	11	70	007	007	007	007	16	16	77	77	11	16	11	11	11	11	11	11	70	70	70	
007	19	007	77	77	007	99	99	99	16	99	007	99	99	99	99	99	99	99	99	99	99	007	007	99	99
99	20	99	99	99	99	16	16	16	99	007	99	007	007	007	007	007	007	007	007	007	99	99			
68	21	68	007	007																					

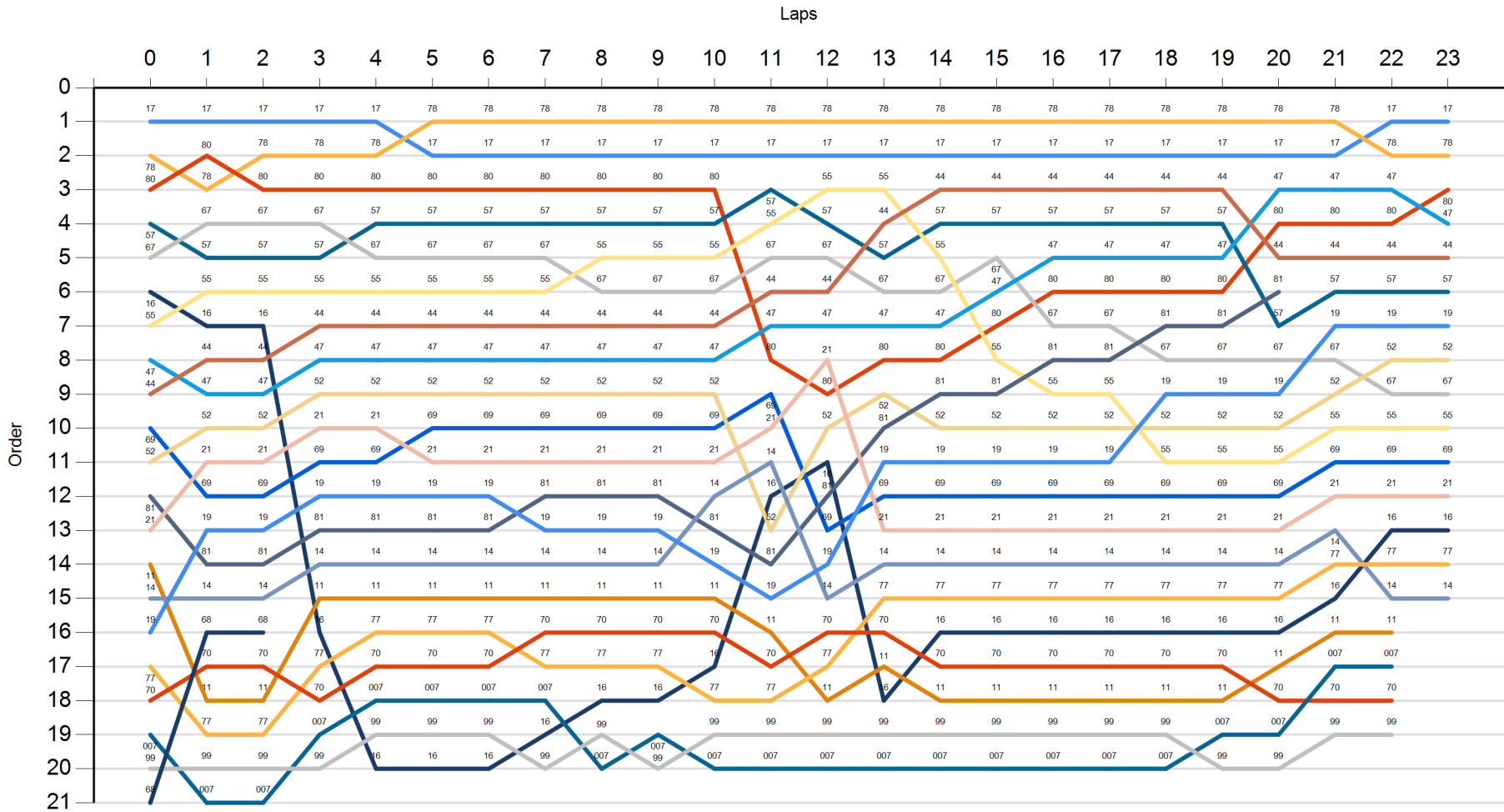


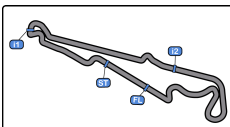


Paul Ricard
GT Cup Europe
Race - 2
Graphic Lap Chart



- 17
- 78
- 80
- 57
- 67
- 16
- 55
- 47
- 44
- 69
- 52
- 81
- 21
- 11
- 14
- 19
- 77
- 70
- 007
- 99
- 68





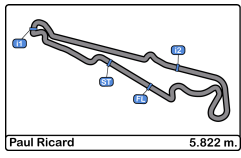
Paul Ricard
GT Cup Europe
Race - 2
Pit Stop Analysis

Paul Ricard 5.822 m

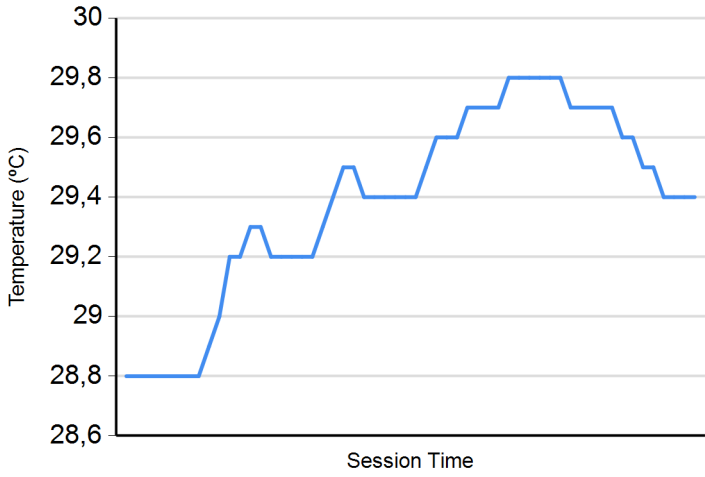


Ord	Nr.	In Day Time	Entrant/Team	Nat	Driver 1	Nat	Driver 2	Nat	Vehicle	Cat	In Time	Stop N°	Pit Time	Handicap	Diff.
1	99	15:41:40.099	Lionspeed GP	DEU	José García	ESP	Carlo Scholl	DEU	Porsche Cayman GT4 RS	TPH	21:35.821	1	1:10.786	1:10	
2	52	15:42:02.991	Q1-trackracing	BEL	Xander Przybylak	BEL	Laurent Vandervele	BEL	Porsche 992 GT3 Cup	AM	21:58.713	1	1:21.357	1:20	
3	81	15:42:21.181	Mertel Motorsport	DEU	Luca Ludwig	DEU	Steven Liquorish	GBR	Ferrari 488 Challenge Evo	PROAM	22:16.903	1	1:10.464	1:10	
4	19	15:42:24.014	Mertel Motorsport	DEU	Stefano Bozzoni	ITA	Fernando Navarrete	ESP	Ferrari 488 Challenge Evo	AM	22:19.736	1	1:15.203	1:10	
5	11	15:42:53.325	Eugenio Pisani / SP Racing	ITA	Fabio Fabiani	ITA	Stefano Zerbi	ITA	Porsche 911 GT3 Cup gen 2	AM	22:49.047	1	1:10.195	1:10	
6	70	15:43:10.510	GDL Racing	SMR	Roberto Bosio	ITA			Porsche 911 GT3 Cup gen 2	AM	23:06.232	1	1:13.746	1:10	
7	77	15:43:11.997	EST1 Racing	EST	Jori Ala-Jyrä	FIN	Indrek Jaaska	EST	Porsche 992 GT3 Cup	AM	23:07.719	1	1:16.068	1:10	
8	80	15:43:56.612	Mertel Motorsport	DEU	Iván Velasco	ESP	Jorge Cabezas	ESP	Ferrari 488 Challenge Evo	PROAM	23:52.334	1	1:33.021	1:30	
9	007	15:44:12.928	Street-Art Racing	BEL	Jayan Fazal-Karim	FRA	Julien Darras	FRA	Aston Martin Vantage AMR	TPH	24:08.650	1	1:13.346	1:10	
10	69	15:44:23.048	Kessel Racing	CHE	Alexandre Bochez	CHE	Mikaël Bochez	CHE	Ferrari 488 Challenge Evo	AM	24:18.770	1	1:20.378	1:20	
11	14	15:44:42.209	Ghinzani Arco Motorsport	ITA	Maurizio Fondi	ITA	Laura Van den Hengel	NLD	Porsche 992 GT3 Cup	AM	24:37.931	1	1:25.228	1:10	
12	57	15:46:05.014	Q1-trackracing	BEL	Quentin Antone!	FRA	Nicolas Vandierendonck	BEL	Porsche 992 GT3 Cup	AM*	26:00.736	1	1:17.095	1:15	
13	67	15:46:07.258	GDL Racing	SMR	Gianluca De Lorenzi	ITA	Stefano Borghi	ITA	Porsche 992 GT3 Cup	AM	26:02.980	1	1:18.775	1:10	
14	44	15:46:09.958	Eugenio Pisani / SP Racing	ITA	Eugenio Pisani	ITA	Stefano Zanini	MCO	Porsche 911 GT3 Cup gen 2	PROAM	26:05.680	1	1:09.422	1:10	-0.578
15	47	15:46:11.971	EST1 Racing	EST	Alex Reimann	EST			Porsche 992 GT3 Cup	PROAM	26:07.693	1	1:24.528	1:20	
16	21	15:46:44.936	Camil Perian / R01 Racing by Va	ROU	Florin Tincescu	ROU			Porsche 911 GT3 Cup gen 2	AM	26:40.658	1	1:22.244	1:10	
17	16	15:47:38.834	Volcano Motorsport	ESP	Evgenii Leonov	IND			Porsche 992 GT3 Cup	PROAM*	27:34.556	2	1:28.253	1:25	
18	78	15:48:01.496	ZRS Motorsport	ITA	Davide Scannicchio	ITA	Fabio Babini	ITA	Porsche 992 GT3 Cup	PROAM	27:57.218	1	1:16.123	1:15	
19	17	15:48:10.996	Rossocorsa Racing	ITA	Lorenzo Innocenti	ITA	Andrea Belicchi	ITA	Ferrari 488 Challenge Evo	PROAM	28:06.718	1	1:20.085	1:20	
20	55	15:48:20.613	Q1-trackracing	BEL	Gustavo Condé	BRA	H. Mello	BRA	Porsche 992 GT3 Cup	AM	28:16.335	1	1:17.131	1:10	

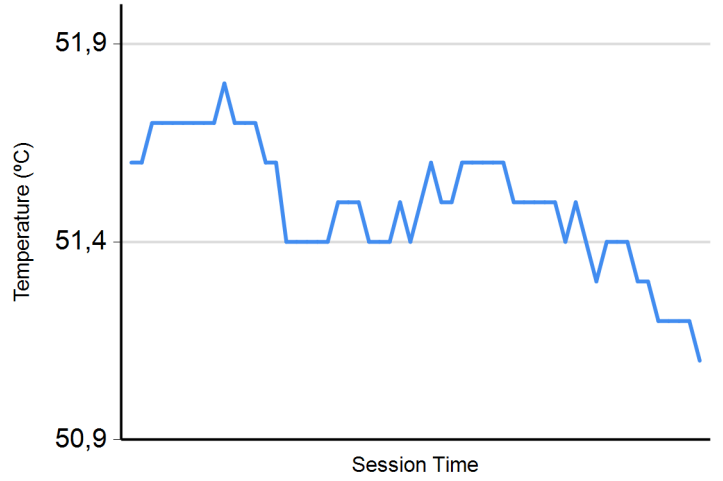




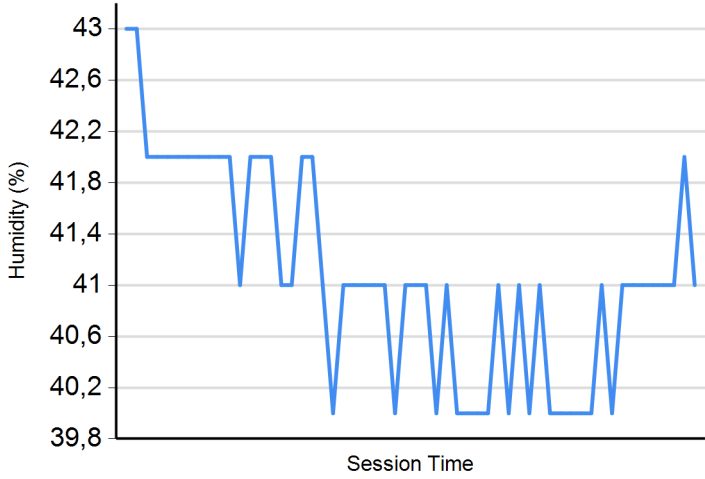
Air Temperature



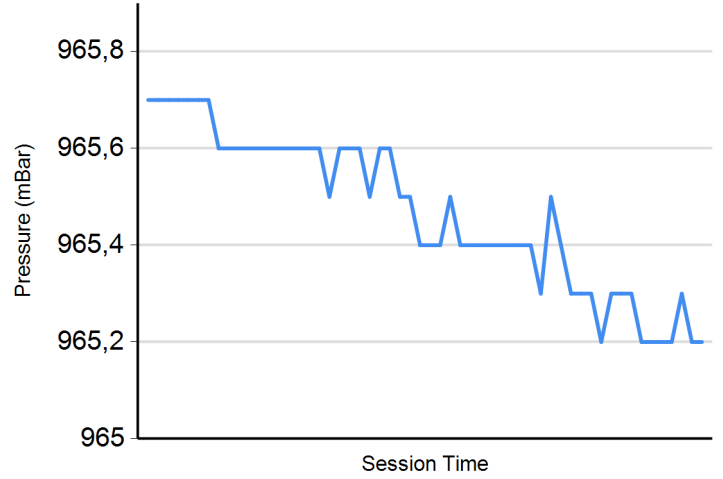
Track Temperature



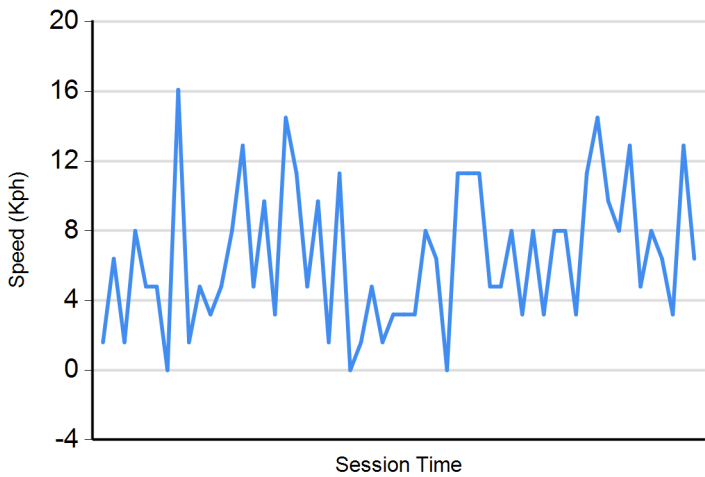
Humidity



Pressure



Wind Speed



Wind direction

North = 0°/360° Est = 90° South = 180° West = 270°

