

**Paul Ricard**  
**GT Cup Europe**  
**Qualifying - 2 Driver - 2**  
**Provisional Results**



Paul Ricard 5.822 m.

Cls	N°	Entrant/Team	Nat	Driver 1	Nat	Driver 2	Nat	Vehicle	Cat	Cls	Laps	Best	Time	Gap	Interval	Km/h
1	17	Rossocorsa Racing	ITA	Lorenzo Innocenti	ITA	<b>Andrea Belicchi</b>	ITA	Ferrari 488 Challenge Evo	PROAM	1	4	3	2:06.072			166.2
2	78	ZRS Motorsport	ITA	Daive Scannicchio	ITA	<b>Fabio Babini</b>	ITA	Porsche 992 GT3 Cup	PROAM	2	6	5	2:06.610	0.538	0.538	165.5
3	80	Mertel Motorsport	DEU	<b>Iván Velasco</b>	ESP	Jorge Cabezas	ESP	Ferrari 488 Challenge Evo	PROAM	3	8	7	2:07.013	0.941	0.403	165.0
4	57	Q1-trackracing	BEL	<b>Quentin Antonel</b>	FRA	Nicolas Vandierendonck	BEL	Porsche 992 GT3 Cup	AM*	1	8	6	2:08.108	2.036	1.095	163.6
5	67	GDL Racing	SMR	<b>Gianluca De Lorenzi</b>	ITA	Stefano Borghi	ITA	Porsche 992 GT3 Cup	AM	2	6	5	2:08.228	2.156	0.120	163.4
6	16	Volcano Motorsport	ESP	Evgenii Leonov	IND			Porsche 992 GT3 Cup	PROAM*	4	9	4	2:08.274	2.202	0.046	163.3
7	55	Q1-trackracing	BEL	Gustavo Condé	BRA	<b>H. Mello</b>	BRA	Porsche 992 GT3 Cup	AM	3	10	9	2:08.558	2.486	0.284	163.0
8	47	EST1 Racing	EST	Alex Reimann	EST			Porsche 992 GT3 Cup	PROAM	5	7	6	2:08.636	2.564	0.078	162.9
9	44	Eugenio Pisani / SP Racing	ITA	<b>Eugenio Pisani</b>	ITA	Stefano Zanini	MCO	Porsche 911 GT3 Cup gen 2	PROAM	6	8	4	2:08.660	2.588	0.024	162.9
10	69	Kessel Racing	CHE	<b>Alexandre Bochez</b>	CHE	Mikaël Bochez	CHE	Ferrari 488 Challenge Evo	AM	4	10	6	2:08.849	2.777	0.189	162.6
11	52	Q1-trackracing	BEL	Xander Przybylak	BEL	<b>Laurent Vandervelde</b>	BEL	Porsche 992 GT3 Cup	AM	5	9	8	2:10.012	3.940	1.163	161.2
12	81	Mertel Motorsport	DEU	Luca Ludwig	GBR	<b>Steven Liquorish</b>	GBR	Ferrari 488 Challenge Evo	PROAM	7	9	5	2:10.554	4.482	0.542	160.5
13	21	Camil Perian / R01 Racing by Varu Nicu	ROU	Florin Tincescu	ROU			Porsche 911 GT3 Cup gen 2	AM	6	8	7	2:10.592	4.520	0.038	160.4
14	11	Eugenio Pisani / SP Racing	ITA	Fabio Fabiani	ITA	<b>Stefano Zerbi</b>	ITA	Porsche 911 GT3 Cup gen 2	AM	7	10	7	2:12.148	6.076	1.556	158.6
15	14	Ghinzani Arco Motorsport	ITA	Maurizio Fondi	NLD	<b>Laura Van den Hengel</b>	NLD	Porsche 992 GT3 Cup	AM	8	10	8	2:12.683	6.611	0.535	157.9
16	19	Mertel Motorsport	DEU	<b>Stefano Bozzoni</b>	ITA	Fernando Navarrete	ESP	Ferrari 488 Challenge Evo	AM	9	9	3	2:12.708	6.636	0.025	157.9
17	77	EST1 Racing	EST	Jori Ala-Jyrä	FIN	<b>Indrek Jaaska</b>	EST	Porsche 992 GT3 Cup	AM	10	10	9	2:13.435	7.363	0.727	157.0
18	70	GDL Racing	SMR	Roberto Bosio	ITA			Porsche 911 GT3 Cup gen 2	AM	11	10	7	2:14.238	8.166	0.803	156.1
19	007	Street-Art Racing	BEL	<b>Jayan Fazal-Karim</b>	FRA	Julien Darras	FRA	Aston Martin Vantage AMR	TPH	1	9	6	2:15.459	9.387	1.221	154.7
20	99	Lionspeed GP	DEU	<b>José García</b>	ESP	Carlo Scholl	DEU	Porsche Cayman GT4 RS	TPH	2	8	4	2:21.580	15.508	6.121	148.0
21	68	GDL Racing	SMR	Samuele Bosio	ITA			Porsche 992 GT3 Cup	AM	12	3	3	2:32.734	26.662	11.154	137.2

**\* PENALTIES**

CAR 52 TIME 2:13.128 DELETED TRACK LIMITS AT T 7 AND T10

CAR 1007 TIME 2:18.611 DELETED TRACK LIMITS AT T 7

CAR 57 TIME 2:08.180 DELETED TRACK LIMITS AT T 7

CAR 70 TIME 2:15.967 DELETED TRACK LIMITS AT T 10

CAR 52 TIME 2:12.023 DELETED TRACK LIMITS AT T 7

CAR 47 TIME 2:18.077 DELETED TRACK LIMITS AT T 7

CAR 69 TIME 2:12.512 DELETED TRACK LIMITS AT T 7

CAR 70 TIME 2:17.683 DELETED TRACK LIMITS AT T 7

CAR 80 TIME 2:07.223 DELETED TRACK LIMITS AT T 10

CAR 47 TIME 2:08.265 DELETED TRACK LIMITS AT T 7

CAR 77 TIME 2:16.031 DELETED TRACK LIMITS AT T 7

Published at:.....

Track Temp: 27.2 °C Air Temp: 25.6 °C Humidity: 47 % Track Status: DRY

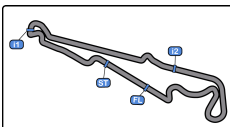
Race Director:

Timekeeper:

Luis Garcia

JOB-1605-ESP/M





**Paul Ricard**  
**GT Cup Europe**  
**Qualifying - 2 Driver - 2**



Paul Ricard 5.822 m

**Provisional Results**

- CAR 52 TIME 2:23.365 DELETED TRACK LIMITS AT T 7
- CAR 55 TIME 2:18.095 DELETED TRACK LIMITS AT T 10
- CAR 11 TIME 2:13.566 DELETED TRACK LIMITS AT T 7
- CAR 70 TIME 2:14.105 DELETED TRACK LIMITS AT T 7
- CAR 16 TIME 2:18.113 DELETED TRACK LIMITS AT T 10
- CAR 44 TIME 2:15.474 DELETED TRACK LIMITS AT T 10
- CAR 69 TIME 2:08.762 DELETED TRACK LIMITS AT T 7
- CAR 70 TIME 2:13.864 DELETED TRACK LIMITS AT T 7
- CAR 14 TIME 2:13.154 DELETED TRACK LIMITS AT T 7
- CAR 11 TIME 2:12.025 DELETED TRACK LIMITS AT T 7

Published at:.....

Track Temp: **27.2 °C** Air Temp: **25.6 °C** Humidity: **47 %** Track Status: **DRY**

**Race Director:**

**Timekeeper:**

Luis Garcia

JOB-1605-ESP/M





**Paul Ricard**  
**GT Cup Europe**  
**Qualifying - 2 Driver - 2**  
**Provisional Results by Category**



PROAM																
Cls	N°	Entrant/Team	Nat	Driver 1	Nat	Driver 2	Nat	Vehicle	Cat	Cls	Laps	Best	Time	Gap	Interval	Km/h
1	17	Rossocorsa Racing	ITA	Lorenzo Innocenti	ITA	<u>Andrea Belicchi</u>	ITA	Ferrari 488 Challenge Evo	PROAM	1	4	3	2:06.072			166.2
2	78	ZRS Motorsport	ITA	Davide Scannicchio	ITA	<u>Fabio Babini</u>	ITA	Porsche 992 GT3 Cup	PROAM	2	6	5	2:06.610	0.538	0.538	165.5
3	80	Mertel Motorsport	DEU	<u>Iván Velasco</u>	ESP	Jorge Cabezas	ESP	Ferrari 488 Challenge Evo	PROAM	3	8	7	2:07.013	0.941	0.403	165.0
4	16	Volcano Motorsport	ESP	Evgenii Leonov	MDA			Porsche 992 GT3 Cup	PROAM*	4	9	4	2:08.274	2.202	1.261	163.3
5	47	EST1 Racing	EST	Alex Reimann	EST			Porsche 992 GT3 Cup	PROAM	5	7	6	2:08.636	2.564	0.362	162.9
6	44	Eugenio Pisani / SP Racing	ITA	<u>Eugenio Pisani</u>	ITA	Stefano Zanini	MCO	Porsche 911 GT3 Cup gen 2	PROAM	6	8	4	2:08.660	2.588	0.024	162.9
7	81	Mertel Motorsport	DEU	Luca Ludwig	DEU	<u>Steven Liquorish</u>	GBR	Ferrari 488 Challenge Evo	PROAM	7	9	5	2:10.554	4.482	1.894	160.5

AM																
Cls	N°	Entrant/Team	Nat	Driver 1	Nat	Driver 2	Nat	Vehicle	Cat	Cls	Laps	Best	Time	Gap	Interval	Km/h
1	57	Q1-trackracing	BEL	<u>Quentin Antonel</u>	FR	Nicolas Vandierendonck	BEL	Porsche 992 GT3 Cup	AM*	1	8	6	2:08.108			163.6
2	67	GDL Racing	SMR	<u>Gianluca De Lorenzi</u>	ITA	Stefano Borghi	ITA	Porsche 992 GT3 Cup	AM	2	6	5	2:08.228	0.120	0.120	163.4
3	55	Q1-trackracing	BEL	Gustavo Condé	BRA	<u>H. Mello</u>	BRA	Porsche 992 GT3 Cup	AM	3	10	9	2:08.558	0.450	0.330	163.0
4	69	Kessel Racing	CHE	<u>Alexandre Bochez</u>	CHE	Mikaël Bochez	CHE	Ferrari 488 Challenge Evo	AM	4	10	6	2:08.849	0.741	0.291	162.6
5	52	Q1-trackracing	BEL	Xander Przybylak	BEL	<u>Laurent Vandervelde</u>	BEL	Porsche 992 GT3 Cup	AM	5	9	8	2:10.012	1.904	1.163	161.2
6	21	Camil Perian / R01 Racing by Varu Nicu	ROU	Florin Tincescu	ROU			Porsche 911 GT3 Cup gen 2	AM	6	8	7	2:10.592	2.484	0.580	160.4
7	11	Eugenio Pisani / SP Racing	ITA	Fabio Fabiani	ITA	<u>Stefano Zerbi</u>	ITA	Porsche 911 GT3 Cup gen 2	AM	7	10	7	2:12.148	4.040	1.556	158.6
8	14	Ghinzani Arco Motorsport	ITA	Maurizio Fondi	ITA	<u>Laura Van den Hengel</u>	NLD	Porsche 992 GT3 Cup	AM	8	10	8	2:12.683	4.575	0.535	157.9
9	19	Mertel Motorsport	DEU	<u>Stefano Bozzoni</u>	ITA	Fernando Navarrete	ESP	Ferrari 488 Challenge Evo	AM	9	9	3	2:12.708	4.600	0.025	157.9
10	77	EST1 Racing	EST	Jori Ala-Jyrä	FIN	<u>Indrek Jaaska</u>	EST	Porsche 992 GT3 Cup	AM	10	10	9	2:13.435	5.327	0.727	157.0
11	70	GDL Racing	SMR	Roberto Bosio	ITA			Porsche 911 GT3 Cup gen 2	AM	11	10	7	2:14.238	6.130	0.803	156.1
12	68	GDL Racing	SMR	Samuele Bosio	ITA			Porsche 992 GT3 Cup	AM	12	3	3	2:32.734	24.626	18.496	137.2

TPH																
Cls	N°	Entrant/Team	Nat	Driver 1	Nat	Driver 2	Nat	Vehicle	Cat	Cls	Laps	Best	Time	Gap	Interval	Km/h
1	007	Street-Art Racing	BEL	<u>Jayan Fazal-Karim</u>	FR	Julien Darras	FR	Aston Martin Vantage AMR	TPH	1	9	6	2:15.459			154.7
2	99	Lionspeed GP	DEU	<u>José García</u>	ESP	Carlo Scholl	DEU	Porsche Cayman GT4 RS	TPH	2	8	4	2:21.580	6.121	6.121	148.0

**\* PENALTIES**

CAR 52 TIME 2:13.128 DELETED TRACK LIMITS AT T 7 AND T10

CAR 1007 TIME 2:18.611 DELETED TRACK LIMITS AT T 7

CAR 57 TIME 2:08.180 DELETED TRACK LIMITS AT T 7

CAR 70 TIME 2:15.967 DELETED TRACK LIMITS AT T 10

Published at:.....

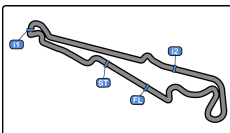
Track Temp: 27.2 °C Air Temp: 25.6 °C Humidity: 47 % Track Status: DRY

Race Director:

Timekeeper: Luis García

*[Signature]* JOB-1605-ESP/M





**Paul Ricard**  
**GT Cup Europe**  
**Qualifying - 2 Driver - 2**



**Provisional Results by Category**

Paul Ricard 5.822 m

- CAR 52 TIME 2:12.023 DELETED TRACK LIMITS AT T 7
- CAR 47 TIME 2:18.077 DELETED TRACK LIMITS AT T 7
- CAR 69 TIME 2:12.512 DELETED TRACK LIMITS AT T 7
- CAR 70 TIME 2:17.683 DELETED TRACK LIMITS AT T 7
- CAR 80 TIME 2:07.223 DELETED TRACK LIMITS AT T 10
- CAR 47 TIME 2:08.265 DELETED TRACK LIMITS AT T 7
- CAR 77 TIME 2:16.031 DELETED TRACK LIMITS AT T 7
- CAR 52 TIME 2:23.365 DELETED TRACK LIMITS AT T 7
- CAR 55 TIME 2:18.095 DELETED TRACK LIMITS AT T 10
- CAR 11 TIME 2:13.566 DELETED TRACK LIMITS AT T 7
- CAR 70 TIME 2:14.105 DELETED TRACK LIMITS AT T 7
- CAR 16 TIME 2:18.113 DELETED TRACK LIMITS AT T 10
- CAR 44 TIME 2:15.474 DELETED TRACK LIMITS AT T 10
- CAR 69 TIME 2:08.762 DELETED TRACK LIMITS AT T 7
- CAR 70 TIME 2:13.864 DELETED TRACK LIMITS AT T 7
- CAR 14 TIME 2:13.154 DELETED TRACK LIMITS AT T 7
- CAR 11 TIME 2:12.025 DELETED TRACK LIMITS AT T 7

Published at:.....

Track Temp: **27.2 °C** Air Temp: **25.6 °C** Humidity: **47 %** Track Status: **DRY**

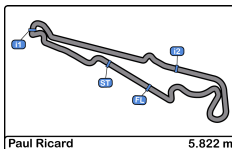
**Race Director:**

**Timekeeper:**

Luis Garcia

JOB-1605-ESP/M





Paul Ricard  
 GT Cup Europe  
 Qualifying - 2 Driver - 2  
 Provisional Results by Class



GT Open Cup Europe																
Cls	Nº	Entrant/Team	Nat	Driver 1	Nat	Driver 2	Nat	Vehicle	Cat	Cls	Laps	Best	Time	Gap	Interval	Km/h
1	17	Rosscorsa Racing	ITA	Lorenzo Innocenti	ITA	Andrea Belicchi	ITA	Ferrari 488 Challenge Evo	GT Cup	1	4	3	2:06.072			166.2
2	78	ZRS Motorsport	ITA	Davide Scannicchio	ITA	Fabio Babini	ITA	Porsche 992 GT3 Cup	GT Cup	2	6	5	2:06.610	0.538	0.538	165.5
3	80	Mertel Motorsport	DEU	Iván Velasco	ESP	Jorge Cabezas	ESP	Ferrari 488 Challenge Evo	GT Cup	3	8	7	2:07.013	0.941	0.403	165.0
4	57	Q1-trackracing	BEL	Quentin Antonel	FRA	Nicolas Vandierendonck	BEL	Porsche 992 GT3 Cup	GT Cup*	4	8	6	2:08.108	2.036	1.095	163.6
5	67	GDL Racing	SMR	Gianluca De Lorenzi	ITA	Stefano Borghi	ITA	Porsche 992 GT3 Cup	GT Cup	5	6	5	2:08.228	2.156	0.120	163.4
6	16	Volcano Motorsport	ESP	Evgenii Leonov	IND			Porsche 992 GT3 Cup	GT Cup*	6	9	4	2:08.274	2.202	0.046	163.3
7	55	Q1-trackracing	BEL	Gustavo Condé	BRA	H. Mello	BRA	Porsche 992 GT3 Cup	GT Cup	7	10	9	2:08.558	2.486	0.284	163.0
8	47	EST1 Racing	EST	Alex Reimann	EST			Porsche 992 GT3 Cup	GT Cup	8	7	6	2:08.636	2.564	0.078	162.9
9	44	Eugenio Pisani / SP Racing	ITA	Eugenio Pisani	ITA	Stefano Zanini	MCO	Porsche 911 GT3 Cup gen 2	GT Cup	9	8	4	2:08.660	2.588	0.024	162.9
10	69	Kessel Racing	CHE	Alexandre Bochez	CHE	Mikaël Bochez	CHE	Ferrari 488 Challenge Evo	GT Cup	10	10	6	2:08.849	2.777	0.189	162.6
11	52	Q1-trackracing	BEL	Xander Przybylak	BEL	Laurent Vandervelde	BEL	Porsche 992 GT3 Cup	GT Cup	11	9	8	2:10.012	3.940	1.163	161.2
12	81	Mertel Motorsport	DEU	Luca Ludwig	GBR	Steven Liquorish	GBR	Ferrari 488 Challenge Evo	GT Cup	12	9	5	2:10.554	4.482	0.542	160.5
13	21	Camil Perian / R01 Racing by Varu Nicu	ROU	Florin Tincescu	ROU			Porsche 911 GT3 Cup gen 2	GT Cup	13	8	7	2:10.592	4.520	0.038	160.4
14	11	Eugenio Pisani / SP Racing	ITA	Fabio Fabiani	ITA	Stefano Zerbi	ITA	Porsche 911 GT3 Cup gen 2	GT Cup	14	10	7	2:12.148	6.076	1.556	158.6
15	14	Ghinzani Arco Motorsport	ITA	Maurizio Fondi	ITA	Laura Van den Hengel	NLD	Porsche 992 GT3 Cup	GT Cup	15	10	8	2:12.683	6.611	0.535	157.9
16	19	Mertel Motorsport	DEU	Stefano Bozzoni	ITA	Fernando Navarrete	ESP	Ferrari 488 Challenge Evo	GT Cup	16	9	3	2:12.708	6.636	0.025	157.9
17	77	EST1 Racing	EST	Jori Ala-Jyrä	FIN	Indrek Jaaska	EST	Porsche 992 GT3 Cup	GT Cup	17	10	9	2:13.435	7.363	0.727	157.0
18	70	GDL Racing	SMR	Roberto Bosio	ITA			Porsche 911 GT3 Cup gen 2	GT Cup	18	10	7	2:14.238	8.166	0.803	156.1
19	68	GDL Racing	SMR	Samuele Bosio	ITA			Porsche 992 GT3 Cup	GT Cup	19	3	3	2:32.734	26.662	18.496	137.2

GT Cup Trophy																
Cls	Nº	Entrant/Team	Nat	Driver 1	Nat	Driver 2	Nat	Vehicle	Cat	Cls	Laps	Best	Time	Gap	Interval	Km/h
1	007	Street-Art Racing	BEL	Jayan Fazal-Karim	FRA	Julien Darras	FRA	Aston Martin Vantage AMR	GT Cup	1	9	6	2:15.459			154.7
2	99	Lionspeed GP	DEU	José García	ESP	Carlo Scholl	DEU	Porsche Cayman GT4 RS	GT Cup	2	8	4	2:21.580	6.121	6.121	148.0

\* PENALTIES

- CAR 52 TIME 2:13.128 DELETED TRACK LIMITS AT T 7 AND T10
- CAR 1007 TIME 2:18.611 DELETED TRACK LIMITS AT T 7
- CAR 57 TIME 2:08.180 DELETED TRACK LIMITS AT T 7
- CAR 70 TIME 2:15.967 DELETED TRACK LIMITS AT T 10
- CAR 52 TIME 2:12.023 DELETED TRACK LIMITS AT T 7
- CAR 47 TIME 2:18.077 DELETED TRACK LIMITS AT T 7
- CAR 69 TIME 2:12.512 DELETED TRACK LIMITS AT T 7

Published at:.....

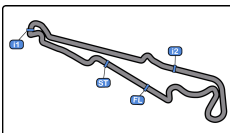
Track Temp: 27.2 °C Air Temp: 25.6 °C Humidity: 47 % Track Status: DRY

Race Director:

Timekeeper: Luis García

JOB-1605-ESP/M





**Paul Ricard**  
**GT Cup Europe**  
**Qualifying - 2 Driver - 2**



**Provisional Results by Class**

Paul Ricard 5.822 m

- CAR 70 TIME 2:17.683 DELETED TRACK LIMITS AT T 7
- CAR 80 TIME 2:07.223 DELETED TRACK LIMITS AT T 10
- CAR 47 TIME 2:08.265 DELETED TRACK LIMITS AT T 7
- CAR 77 TIME 2:16.031 DELETED TRACK LIMITS AT T 7
- CAR 52 TIME 2:23.365 DELETED TRACK LIMITS AT T 7
- CAR 55 TIME 2:18.095 DELETED TRACK LIMITS AT T 10
- CAR 11 TIME 2:13.566 DELETED TRACK LIMITS AT T 7
- CAR 70 TIME 2:14.105 DELETED TRACK LIMITS AT T 7
- CAR 16 TIME 2:18.113 DELETED TRACK LIMITS AT T 10
- CAR 44 TIME 2:15.474 DELETED TRACK LIMITS AT T 10
- CAR 69 TIME 2:08.762 DELETED TRACK LIMITS AT T 7
- CAR 70 TIME 2:13.864 DELETED TRACK LIMITS AT T 7
- CAR 14 TIME 2:13.154 DELETED TRACK LIMITS AT T 7
- CAR 11 TIME 2:12.025 DELETED TRACK LIMITS AT T 7

Published at:.....

Track Temp: **27.2 °C** Air Temp: **25.6 °C** Humidity: **47 %** Track Status: **DRY**

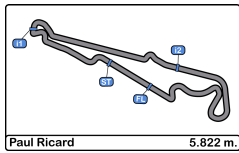
**Race Director:**

**Timekeeper:**

Luis Garcia

JOB-1605-ESP/M





**Paul Ricard**  
**GT Cup Europe**  
**Qualifying - 2 Driver - 2**  
**Lap Analysis**



11							19														
AM			Stefano Zerbi				Eugenio Pisani / SP Racing				AM			Fernando Navarrete				Mertel Motorsport			
Lap	D	Time	Sector 1	Sector 2	Sector 3	T. Spd	Elapsed	Lap	D	Time	Sector 1	Sector 2	Sector 3	T. Spd	Elapsed						
1	2	8:03:36.104	8:01:31.061	55.446	1:09.597	84.1	8:03:36.104	1	1	8:04:46.910	8:03:07.784	41.282	57.844	56.7	8:04:46.910						
2	2	2:21.520	37.587	39.839	1:04.094	246.0	8:05:57.624	2	1	2:13.375	36.895	39.082	57.398	248.2	8:07:00.285						
3	2	2:14.943	36.759	39.732	58.452	246.0	8:08:12.567	3	1	2:12.708	36.524	39.168	57.016	248.2	8:09:12.993						
4	2	2:22.957	36.591	41.834	1:04.532	247.7	8:10:35.524	4	1	2:14.159	36.967	39.928	57.264	248.8	8:11:27.152						
5	2	2:14.114	36.548	39.540	58.026	246.0	8:12:49.638	5	1	2:24.193 P	38.253	39.907	1:06.033	235.8	8:13:51.345						
6	2	<del>2:13.566</del>	36.297	39.714	57.555	246.0	8:15:03.204	6	1	3:29.984	1:53.548	39.284	57.152	146.9	8:17:21.329						
7	2	2:12.148	36.210	39.201	56.737	246.0	8:17:15.352	7	1	2:12.906	36.465	39.122	57.319	251.1	8:19:34.235						
8	2	2:27.227	41.265	45.226	1:00.736	244.3	8:19:42.579	8	1	2:13.698	36.603	40.085	57.010	248.8	8:21:47.933						
9	2	<del>2:12.025</del>	36.168	39.366	56.491	245.4	8:21:54.604	9	1	2:42.435 P	43.691	45.708	1:13.036	197.8	8:24:30.368						
10	2	3:12.612 P	48.849	55.766	1:27.997	244.8	8:25:07.216														
14							21														
AM			Maurizio Fondi				Porsche 992 GT3 Cup				AM			Florin Tincescu				Porsche 911 GT3 Cup gen 2			
AM			Laura Van den Hengel				Ghinzani Arco Motorsport				AM			Camil Perian / R01 Racing by Varu							
Lap	D	Time	Sector 1	Sector 2	Sector 3	T. Spd	Elapsed	Lap	D	Time	Sector 1	Sector 2	Sector 3	T. Spd	Elapsed						
1	2	8:03:13.703	8:01:03.493	58.176	1:12.034	85.9	8:03:13.703	1	1	8:03:55.656	8:02:12.188	44.085	59.383	133.4	8:03:55.656						
2	2	2:29.802	42.422	44.566	1:02.814	204.5	8:05:43.505	2	1	2:12.424	35.967	39.553	56.904	244.3	8:06:08.080						
3	2	2:17.876	37.951	41.592	58.333	244.3	8:08:01.381	3	1	2:11.184	35.758	39.163	56.263	246.0	8:08:19.264						
4	2	2:14.299	36.671	40.160	57.468	243.7	8:10:15.680	4	1	2:10.905	35.559	39.044	56.302	246.5	8:10:30.169						
5	2	2:14.033	36.346	40.544	57.143	244.3	8:12:29.713	5	1	2:12.006	36.083	39.076	56.847	246.5	8:12:42.175						
6	2	2:12.837	36.111	39.864	56.862	244.3	8:14:42.550	6	1	2:10.948	35.404	39.043	56.501	246.0	8:14:53.123						
7	2	2:12.867	36.127	39.782	56.958	244.8	8:16:55.417	7	1	2:10.592	35.364	39.364	55.864	246.5	8:17:03.715						
8	2	2:12.683	36.093	39.651	56.939	244.8	8:19:08.100	8	1	2:28.004 P	36.237	42.066	1:09.701	246.5	8:19:31.719						
9	2	<del>2:13.154</del>	36.182	39.768	57.204	245.4	8:21:21.254														
10	2	2:42.803 P	41.071	46.727	1:15.005	216.0	8:24:04.057														
16							44														
PROAM*			Evgenii Leonov				Porsche 992 GT3 Cup				PROAM			Eugenio Pisani				Porsche 911 GT3 Cup gen 2			
PROAM*			Volcano Motorsport				PROAM			Stefano Zanini				Eugenio Pisani / SP Racing							
Lap	D	Time	Sector 1	Sector 2	Sector 3	T. Spd	Elapsed	Lap	D	Time	Sector 1	Sector 2	Sector 3	T. Spd	Elapsed						
1	1	8:02:26.709	8:00:50.448	40.912	55.349	84.7	8:02:26.709	1	1	8:03:34.459	8:01:30.175	54.837	1:09.447	83.0	8:03:34.459						
2	1	2:10.165	35.409	39.649	55.107	245.4	8:04:36.874	2	1	2:38.589	35.507	39.026	1:24.056	248.2	8:06:13.048						
3	1	2:09.377	35.085	39.032	55.260	246.5	8:06:46.251	3	1	2:09.567	35.411	38.613	55.543	247.7	8:08:22.615						
4	1	2:08.274	34.913	38.528	54.833	246.5	8:08:54.525	4	1	2:08.660	35.043	38.388	55.229	248.8	8:10:31.275						
5	1	2:08.343	35.091	38.338	54.914	246.0	8:11:02.868	5	1	2:47.001	46.032	1:01.429	59.540	250.0	8:13:18.276						
6	1	2:08.300	35.165	38.363	54.772	246.0	8:13:11.168	6	1	2:10.949	35.628	39.086	56.235	247.1	8:15:29.225						
7	1	2:08.552	34.962	38.392	55.198	246.5	8:15:19.720	7	1	2:29.268	35.773	47.761	1:05.734	247.7	8:17:58.493						
8	1	2:09.394	35.246	38.602	55.546	246.5	8:17:29.114	8	1	<del>2:15.474</del> P	34.778	38.399	1:02.297	247.1	8:20:13.967						
9	1	<del>2:18.113</del> P	35.287	38.519	1:04.307	247.7	8:19:47.227														
17							47														
PROAM			Lorenzo Innocenti				Ferrari 488 Challenge Evo				PROAM			Alex Reimann				Porsche 992 GT3 Cup			
PROAM			Andrea Belicchi				Rossocorsa Racing				PROAM			EST1 Racing							
Lap	D	Time	Sector 1	Sector 2	Sector 3	T. Spd	Elapsed	Lap	D	Time	Sector 1	Sector 2	Sector 3	T. Spd	Elapsed						
1	2	8:08:46.756	8:06:57.217	50.385	59.154	27.5	8:08:46.756	1	1	8:04:39.039	8:02:42.953	44.747	1:11.339	127.0	8:04:39.039						
2	2	2:06.355	34.723	37.548	54.084	248.8	8:10:53.111	2	1	2:22.817	36.122	39.842	1:06.853	246.0	8:07:01.856						
3	2	2:06.072	34.489	37.528	54.055	248.2	8:12:59.183	3	1	<del>2:18.077</del>	37.789	40.256	1:00.032	235.8	8:09:19.933						
4	2	2:23.998 P	35.684	41.712	1:06.602	248.8	8:15:23.181	4	1	<del>2:08.265</del>	35.029	38.589	54.647	245.4	8:11:28.198						
							5	1	2:18.049	43.190	39.949	54.910	242.6	8:13:46.247							
							6	1	2:08.636	35.019	38.852	54.765	246.0	8:15:54.883							
							7	1	2:20.648 P	36.859	40.834	1:02.955	244.8	8:18:15.531							







**Paul Ricard**  
**GT Cup Europe**  
**Qualifying - 2 Driver - 2**  
**Lap Analysis**



**52** Xander Przybylak Porsche 992 GT3 Cup **69** Alexandre Bochez Ferrari 488 Challenge Evo  
 AM Laurent Vandervelde Q1-trackracing AM Mikaël Bochez Kessel Racing

Lap	D	Time	Sector 1	Sector 2	Sector 3	T. Spd	Elapsed	Lap	D	Time	Sector 1	Sector 2	Sector 3	T. Spd	Elapsed
1	2	8:03:43.093	8:02:01.923	41.816	59.354	110.4	8:03:43.093	1	1	8:03:15.472	8:01:12.583	52.974	1:09.915	129.9	8:03:15.472
2	2	<del>2:13.428</del>	36.749	39.244	57.135	245.4	8:05:56.221	2	1	2:24.171	38.626	41.217	1:04.328	221.3	8:05:39.643
3	2	<del>2:12.923</del>	36.127	39.422	56.474	244.3	8:08:08.244	3	1	2:10.749	35.920	<b>38.366</b>	56.463	252.3	8:07:50.392
4	2	2:11.607	35.789	39.635	56.183	244.3	8:10:19.851	4	1	<del>2:12.512</del>	37.154	38.669	56.689	247.7	8:10:02.904
5	2	<del>2:23.365</del> P	36.689	39.986	1:06.690	243.7	8:12:43.216	5	1	2:10.408	35.921	38.892	55.595	250.0	8:12:13.312
6	2	4:02.761	2:24.523	41.249	56.989	139.1	8:16:45.977	6	1	<b>2:08.849</b>	<b>35.089</b>	38.462	55.298	251.7	8:14:22.161
7	2	2:10.605	36.317	39.076	<b>55.212</b>	239.4	8:18:56.582	7	1	2:09.118	35.381	38.366	55.371	250.0	8:16:31.279
8	2	<b>2:10.012</b>	<b>35.496</b>	<b>39.003</b>	55.513	241.0	8:21:06.594	8	1	2:09.568	35.655	38.609	55.304	250.0	8:18:40.847
9	2	2:46.978 P	40.003	48.754	1:18.221	243.2	8:23:53.572	9	1	<del>2:08.762</del>	35.126	38.447	<b>55.189</b>	250.5	8:20:49.609
								10	1	2:58.905 P	43.038	59.514	1:16.353	215.5	8:23:48.514

**55** Gustavo Condé Porsche 992 GT3 Cup **70** Roberto Bosio Porsche 911 GT3 Cup gen 2  
 AM H. Mello Q1-trackracing AM GDL Racing

Lap	D	Time	Sector 1	Sector 2	Sector 3	T. Spd	Elapsed	Lap	D	Time	Sector 1	Sector 2	Sector 3	T. Spd	Elapsed
1	2	8:03:42.819	8:01:41.900	1:00.212	1:00.707	66.3	8:03:42.819	1	1	8:03:00.436	8:01:06.435	48.355	1:05.646	108.4	8:03:00.436
2	2	2:19.230	36.534	39.103	1:03.593	244.8	8:06:02.049	2	1	2:33.617	46.121	48.325	59.171	152.7	8:05:34.053
3	2	2:09.238	35.473	38.418	55.347	246.5	8:08:11.287	3	1	<del>2:16.967</del>	37.234	40.729	58.004	247.1	8:07:50.020
4	2	2:29.304	36.032	57.173	56.099	247.7	8:10:40.591	4	1	<del>2:17.683</del>	39.113	40.510	58.060	248.8	8:10:07.703
5	2	2:12.312	35.428	38.558	58.326	247.1	8:12:52.903	5	1	2:14.476	36.699	39.986	57.791	248.2	8:12:22.179
6	2	<del>2:18.995</del>	35.545	38.657	1:03.893	247.1	8:15:10.998	6	1	2:14.280	36.790	39.951	57.539	247.7	8:14:36.459
7	2	2:09.088	35.420	38.495	55.173	245.4	8:17:20.086	7	1	<b>2:14.238</b>	36.739	<b>39.883</b>	57.616	247.7	8:16:50.697
8	2	2:09.078	35.201	<b>38.398</b>	55.479	247.1	8:19:29.164	8	1	<del>2:14.106</del>	36.675	39.906	57.524	247.7	8:19:04.802
9	2	<b>2:08.558</b>	<b>34.821</b>	38.740	<b>54.997</b>	247.1	8:21:37.722	9	1	<del>2:13.864</del>	<b>36.543</b>	40.124	<b>57.197</b>	248.8	8:21:18.666
10	2	3:04.295 P	42.913	55.758	1:25.624	223.1	8:24:42.017	10	1	2:37.312 P	40.690	42.951	1:13.671	197.8	8:23:55.978

**57** Quentin Antonel Porsche 992 GT3 Cup **77** Jori Ala-Jyrä Porsche 992 GT3 Cup  
 AM\* Nicolas Vandierendonck Q1-trackracing AM Indrek Jaaska EST1 Racing

Lap	D	Time	Sector 1	Sector 2	Sector 3	T. Spd	Elapsed	Lap	D	Time	Sector 1	Sector 2	Sector 3	T. Spd	Elapsed
1	1	8:04:10.568	8:02:29.041	43.036	58.491	99.6	8:04:10.568	1	2	8:03:20.316	8:01:16.406	53.702	1:10.208	119.2	8:03:20.316
2	1	2:10.014	35.588	39.284	55.142	244.3	8:06:20.582	2	2	2:24.381	38.287	43.791	1:02.303	239.4	8:05:44.697
3	1	<del>2:08.180</del>	35.206	<b>38.374</b>	54.600	246.5	8:08:28.762	3	2	2:17.547	37.957	41.325	58.265	243.7	8:08:02.244
4	1	2:08.698	35.153	38.760	54.785	246.0	8:10:37.460	4	2	2:14.372	37.097	40.274	57.001	244.8	8:10:16.616
5	1	2:30.506	45.545	45.528	59.433	221.3	8:13:07.966	5	2	<del>2:16.034</del>	36.893	41.056	58.082	245.4	8:12:32.647
6	1	<b>2:08.108</b>	<b>34.939</b>	38.646	<b>54.523</b>	243.7	8:15:16.074	6	2	2:17.070	38.114	40.786	58.170	243.2	8:14:49.717
7	1	2:08.366	34.965	38.688	54.713	246.0	8:17:24.440	7	2	2:15.988	37.305	40.677	58.006	243.7	8:17:05.705
8	1	2:28.989 P	40.693	42.095	1:06.201	236.8	8:19:53.429	8	2	2:15.367	37.019	40.794	57.554	245.4	8:19:21.072
								9	2	<b>2:13.435</b>	36.672	<b>39.908</b>	<b>56.855</b>	244.3	8:21:34.507
								10	2	2:31.949 P	<b>36.114</b>	40.239	1:15.596	244.8	8:24:06.456

**67** Gianluca De Lorenzi Porsche 992 GT3 Cup **78** Davide Scannicchio Porsche 992 GT3 Cup  
 AM Stefano Borghi GDL Racing PROAM Fabio Babini ZRS Motorsport

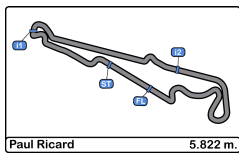
Lap	D	Time	Sector 1	Sector 2	Sector 3	T. Spd	Elapsed	Lap	D	Time	Sector 1	Sector 2	Sector 3	T. Spd	Elapsed
1	1	8:02:59.733	8:00:58.561	50.313	1:10.859	87.0	8:02:59.733	1	2	8:04:30.428	8:02:47.158	44.080	59.190	125.2	8:04:30.428
2	1	2:32.763	45.350	47.954	59.459	155.3	8:05:32.496	2	2	2:24.416	39.770	41.683	1:02.963	237.3	8:06:54.844
3	1	2:14.349	37.374	41.620	55.355	244.8	8:07:46.845	3	2	2:07.355	34.966	38.381	54.008	245.4	8:09:02.199
4	1	2:08.694	35.093	38.784	54.817	244.8	8:09:55.539	4	2	2:06.876	34.445	38.358	54.073	244.8	8:11:09.075
5	1	<b>2:08.228</b>	35.072	<b>38.440</b>	<b>54.716</b>	245.4	8:12:03.767	5	2	<b>2:06.610</b>	<b>34.430</b>	<b>38.235</b>	<b>53.945</b>	246.0	8:13:15.685
6	1	2:19.828 P	<b>34.916</b>	38.789	1:06.123	244.8	8:14:23.595	6	2	2:37.952 P	40.330	47.966	1:09.656	246.0	8:15:53.637

**68** Samuele Bosio Porsche 992 GT3 Cup  
 AM GDL Racing

Lap	D	Time	Sector 1	Sector 2	Sector 3	T. Spd	Elapsed
1	1	8:03:12.244 P	8:01:09.804	51.154	1:11.286	99.5	8:03:12.244
2	1	17:07.722	15:27.762	42.457	<b>57.503</b>	113.9	8:20:19.966
3	1	<b>2:32.734</b> P	<b>38.829</b>	<b>40.275</b>	1:13.630	181.5	8:22:52.700







**Paul Ricard**  
**GT Cup Europe**  
**Qualifying - 2 Driver - 2**  
**Lap Analysis**



**80** Iván Velasco Ferrari 488 Challenge Evo

PROAM Jorge Cabezas Mertel Motorsport

Lap	D	Time	Sector 1	Sector 2	Sector 3	T. Spd	Elapsed
1	1	8:04:32.542	8:02:55.651	40.108	56.783	141.1	8:04:32.542
2	1	2:08.843	35.519	37.992	55.332	251.1	8:06:41.385
3	1	2:07.780	35.016	37.788	54.976	250.5	8:08:49.165
4	1	<del>2:07.223</del>	34.862	37.837	54.524	252.3	8:10:56.388
5	1	2:26.595 P	34.765	39.662	1:12.168	251.1	8:13:22.983
6	1	5:06.654	3:31.718	39.258	55.678	149.7	8:18:29.637
7	1	2:07.013	34.598	37.887	54.528	251.1	8:20:36.650
8	1	2:44.653 P	40.957	49.667	1:14.029	236.3	8:23:21.303

**81** Luca Ludwig Ferrari 488 Challenge Evo

PROAM Steven Liquorish Mertel Motorsport

Lap	D	Time	Sector 1	Sector 2	Sector 3	T. Spd	Elapsed
1	2	8:02:54.939	8:01:08.088	44.800	1:02.051	101.7	8:02:54.939
2	2	2:12.086	36.419	39.346	56.321	244.8	8:05:07.025
3	2	2:10.958	35.697	38.880	56.381	249.4	8:07:17.983
4	2	2:11.316	36.037	39.127	56.152	248.8	8:09:29.299
5	2	2:10.554	35.623	39.037	55.894	249.4	8:11:39.853
6	2	2:21.536 P	35.647	39.195	1:06.694	249.4	8:14:01.389
7	2	3:48.390	2:03.604	44.694	1:00.092	140.9	8:17:49.779
8	2	2:10.635	35.793	39.071	55.771	248.2	8:20:00.414
9	2	2:29.793 P	38.488	40.559	1:10.746	194.9	8:22:30.207

**99** José García Porsche Cayman GT4 RS

TPH Carlo Scholl Lionspeed GP

Lap	D	Time	Sector 1	Sector 2	Sector 3	T. Spd	Elapsed
1	1	8:03:21.414	8:01:17.201	53.823	1:10.390	120.5	8:03:21.414
2	1	2:25.339	39.808	43.585	1:01.946	229.7	8:05:46.753
3	1	2:21.645	38.962	42.077	1:00.606	229.2	8:08:08.398
4	1	2:21.580	38.274	41.951	1:01.355	229.2	8:10:29.978
5	1	2:24.813	39.061	42.246	1:03.506	228.3	8:12:54.791
6	1	2:23.930	39.289	43.771	1:00.870	225.9	8:15:18.721
7	1	2:25.754	39.868	43.687	1:02.199	229.2	8:17:44.475
8	1	2:23.556	39.158	42.918	1:01.480	227.8	8:20:08.031
9	1		41.351	43.801		216.4	

**007** Jayan Fazal-Karim Aston Martin Vantage AMR

TPH Julien Darras Street-Art Racing

Lap	D	Time	Sector 1	Sector 2	Sector 3	T. Spd	Elapsed
1	1	8:03:20.590	8:01:14.612	53.923	1:12.055	110.6	8:03:20.590
2	1	2:25.672	40.281	42.888	1:02.503	229.2	8:05:46.262
3	1	<del>2:19.644</del>	38.436	41.237	58.938	233.2	8:08:04.873
4	1	2:20.404	37.998	41.945	1:00.461	232.7	8:10:25.277
5	1	2:16.978	37.699	40.688	58.591	231.7	8:12:42.255
6	1	2:15.459	37.120	40.200	58.139	233.2	8:14:57.714
7	1	2:16.125	36.928	40.568	58.629	233.2	8:17:13.839
8	1	2:18.191	37.285	40.544	1:00.362	233.7	8:19:32.030
9	1	2:18.505	37.652	41.036	59.817	233.7	8:21:50.535
10	1		42.306	47.023		232.2	





**Paul Ricard**  
**GT Cup Europe**  
**Qualifying - 2 Driver - 2**  
**Best Sectors Results**



Sector - 1			Sector - 2			Sector - 3			Ideal Lap vs Best Lap		
Clas	Nº Driver	Time	Nº Driver	Time	Nº Driver	Time	Clas	Nº Driver	Ideal Lap	Best Lap	Clas
1	<b>78</b> Fabio Babini	34.430	<b>17</b> Andrea Belicchi	37.528	<b>78</b> Fabio Babini	53.945	<b>1</b>	<b>17</b> Andrea Belicchi	<b>2:06.072</b>	<b>2:06.072</b>	<b>1</b>
2	<b>17</b> Andrea Belicchi	34.489	<b>80</b> Iván Velasco	37.788	<b>17</b> Andrea Belicchi	54.055	<b>2</b>	<b>78</b> Fabio Babini	<b>2:06.610</b>	<b>2:06.610</b>	<b>2</b>
3	<b>80</b> Iván Velasco	34.598	<b>78</b> Fabio Babini	38.235	<b>57</b> Quentin Antonel	54.523	<b>3</b>	<b>80</b> Iván Velasco	<b>2:06.910</b>	<b>2:07.013</b>	<b>3</b>
4	<b>44</b> Eugenio Pisani	34.778	<b>16</b> Evgenii Leonov	38.338	<b>80</b> Iván Velasco	54.524	<b>4</b>	<b>57</b> Quentin Antonel	<b>2:07.836</b>	<b>2:08.108</b>	<b>4</b>
5	<b>55</b> H. Mello	34.821	<b>69</b> Alexandre Bochez	38.366	<b>47</b> Alex Reimann	54.647	<b>5</b>	<b>16</b> Evgenii Leonov	<b>2:08.023</b>	<b>2:08.274</b>	<b>6</b>
6	<b>16</b> Evgenii Leonov	34.913	<b>57</b> Quentin Antonel	38.374	<b>67</b> Gianluca De Lorenzi	54.716	<b>6</b>	<b>67</b> Gianluca De Lorenzi	<b>2:08.072</b>	<b>2:08.228</b>	<b>5</b>
7	<b>67</b> Gianluca De Lorenzi	34.916	<b>44</b> Eugenio Pisani	38.388	<b>16</b> Evgenii Leonov	54.772	<b>7</b>	<b>55</b> H. Mello	<b>2:08.216</b>	<b>2:08.558</b>	<b>7</b>
8	<b>57</b> Quentin Antonel	34.939	<b>55</b> H. Mello	38.398	<b>55</b> H. Mello	54.997	<b>8</b>	<b>47</b> Alex Reimann	<b>2:08.255</b>	<b>2:08.636</b>	<b>8</b>
9	<b>47</b> Alex Reimann	35.019	<b>67</b> Gianluca De Lorenzi	38.440	<b>69</b> Alexandre Bochez	55.189	<b>9</b>	<b>44</b> Eugenio Pisani	<b>2:08.395</b>	<b>2:08.660</b>	<b>9</b>
10	<b>69</b> Alexandre Bochez	35.089	<b>47</b> Alex Reimann	38.589	<b>52</b> Laurent Vandervelde	55.212	<b>10</b>	<b>69</b> Alexandre Bochez	<b>2:08.644</b>	<b>2:08.849</b>	<b>10</b>
11	<b>21</b> Florin Tincescu	35.364	<b>81</b> Steven Liquorish	38.880	<b>44</b> Eugenio Pisani	55.229	<b>11</b>	<b>52</b> Laurent Vandervelde	<b>2:09.711</b>	<b>2:10.012</b>	<b>11</b>
12	<b>52</b> Laurent Vandervelde	35.496	<b>52</b> Laurent Vandervelde	39.003	<b>81</b> Steven Liquorish	55.771	<b>12</b>	<b>21</b> Florin Tincescu	<b>2:10.271</b>	<b>2:10.592</b>	<b>13</b>
13	<b>81</b> Steven Liquorish	35.623	<b>21</b> Florin Tincescu	39.043	<b>21</b> Florin Tincescu	55.864	<b>13</b>	<b>81</b> Steven Liquorish	<b>2:10.274</b>	<b>2:10.554</b>	<b>12</b>
14	<b>14</b> Laura Van den Hengel	36.093	<b>19</b> Stefano Bozzoni	39.082	<b>11</b> Stefano Zerbi	56.491	<b>14</b>	<b>11</b> Stefano Zerbi	<b>2:11.860</b>	<b>2:12.148</b>	<b>14</b>
15	<b>77</b> Indrek Jaaska	36.114	<b>11</b> Stefano Zerbi	39.201	<b>77</b> Indrek Jaaska	56.855	<b>15</b>	<b>19</b> Stefano Bozzoni	<b>2:12.557</b>	<b>2:12.708</b>	<b>16</b>
16	<b>11</b> Stefano Zerbi	36.168	<b>14</b> Laura Van den Hengel	39.651	<b>14</b> Laura Van den Hengel	56.862	<b>16</b>	<b>14</b> Laura Van den Hengel	<b>2:12.606</b>	<b>2:12.683</b>	<b>15</b>
17	<b>19</b> Stefano Bozzoni	36.465	<b>70</b> Roberto Bosio	39.883	<b>19</b> Stefano Bozzoni	57.010	<b>17</b>	<b>77</b> Indrek Jaaska	<b>2:12.877</b>	<b>2:13.435</b>	<b>17</b>
18	<b>70</b> Roberto Bosio	36.543	<b>77</b> Indrek Jaaska	39.908	<b>70</b> Roberto Bosio	57.197	<b>18</b>	<b>70</b> Roberto Bosio	<b>2:13.623</b>	<b>2:14.238</b>	<b>18</b>
19	<b>007</b> Jayan Fazal-Karim	36.928	<b>007</b> Jayan Fazal-Karim	40.200	<b>68</b> Samuele Bosio	57.503	<b>19</b>	<b>007</b> Jayan Fazal-Karim	<b>2:15.267</b>	<b>2:15.459</b>	<b>19</b>
20	<b>99</b> José García	38.274	<b>68</b> Samuele Bosio	40.275	<b>007</b> Jayan Fazal-Karim	58.139	<b>20</b>	<b>68</b> Samuele Bosio	<b>2:16.607</b>	<b>2:32.734</b>	<b>21</b>
21	<b>68</b> Samuele Bosio	38.829	<b>99</b> José García	41.951	<b>99</b> José García	1:00.606	<b>21</b>	<b>99</b> José García	<b>2:20.831</b>	<b>2:21.580</b>	<b>20</b>





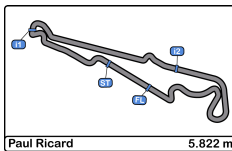
Paul Ricard  
GT Cup Europe  
Qualifying - 2 Driver - 2  
Best 5 Lap Times



Paul Ricard 5.822 m.

Cl	N° Entrant/Team	Nat	Driver 1	Nat	Driver 2	Nat	Vehicle	Cat	Cl	Best 1		Best 2		Best 3		Best 4		Best 5		
										Time	Lap	Time	Lap	Time	Lap	Time	Lap	Time	Lap	
1	17 Rossocorsa Racing	ITA	Lorenzo Innocenti	ITA	<b>Andrea Belicchi</b>	ITA	Ferrari 488 Challenge Evo	PROAM	1	<b>2:06.072</b>	3	2:06.355	2	2:23.998	4					
2	78 ZRS Motorsport	ITA	Davide Scannicchio	ITA	<b>Fabio Babini</b>	ITA	Porsche 992 GT3 Cup	PROAM	2	<b>2:06.610</b>	5	2:06.876	4	2:07.355	3	2:24.416	2	2:37.952	6	
3	80 Mertel Motorsport	DEU	<b>Iván Velasco</b>	ESP	Jorge Cabezas	ESP	Ferrari 488 Challenge Evo	PROAM	3	<b>2:07.013</b>	7	2:07.780	3	2:08.843	2	2:26.595	5	2:44.653	8	
4	57 Q1-trackracing	BEL	<b>Quentin Antonei</b>	FRA	Nicolas Vandierendonck	BEL	Porsche 992 GT3 Cup	AM*	1	<b>2:08.108</b>	6	2:08.366	7	2:08.698	4	2:10.014	2	2:28.989	8	
5	67 GDL Racing	SMR	<b>Gianluca De Lorenzi</b>	ITA	Stefano Borghi	ITA	Porsche 992 GT3 Cup	AM	2	<b>2:08.228</b>	5	2:08.694	4	2:14.349	3	2:19.828	6	2:32.763	2	
6	16 Volcano Motorsport	ESP	Evgenii Leonov	IND			Porsche 992 GT3 Cup	PROAM*	4	<b>2:08.274</b>	4	2:08.300	6	2:08.343	5	2:08.552	7	2:09.377	3	
7	55 Q1-trackracing	BEL	Gustavo Condé	BRA	<b>H. Mello</b>	BRA	Porsche 992 GT3 Cup	AM	3	<b>2:08.558</b>	9	2:09.078	8	2:09.088	7	2:09.238	3	2:12.312	5	
8	47 EST1 Racing	EST	Alex Reimann	EST			Porsche 992 GT3 Cup	PROAM	5	<b>2:08.636</b>	6	2:18.049	5	2:20.648	7	2:22.817	2			
9	44 Eugenio Pisani / SP Racing	ITA	<b>Eugenio Pisani</b>	ITA	Stefano Zanini	IND	Porsche 911 GT3 Cup gen 2	PROAM	6	<b>2:08.660</b>	4	2:09.567	3	2:10.949	6	2:29.268	7	2:38.589	2	
10	69 Kessel Racing	CHE	<b>Alexandre Bochez</b>	CHE	Mikaël Bochez	CHE	Ferrari 488 Challenge Evo	AM	4	<b>2:08.849</b>	6	2:09.118	7	2:09.568	8	2:10.408	5	2:10.749	3	
11	52 Q1-trackracing	BEL	Xander Przybylak	BEL	<b>Laurent Vandervelde</b>	BEL	Porsche 992 GT3 Cup	AM	5	<b>2:10.012</b>	8	2:10.605	7	2:11.607	4	2:46.978	9	4:02.761	6	
12	81 Mertel Motorsport	DEU	Luca Ludwig	GBR	<b>Steven Liquorish</b>	GBR	Ferrari 488 Challenge Evo	PROAM	7	<b>2:10.554</b>	5	2:10.635	8	2:10.958	3	2:11.316	4	2:12.086	2	
13	21 Camil Perian / R01 Racing by Varu Nicu	ROU	Florin Tincescu	ROU			Porsche 911 GT3 Cup gen 2	AM	6	<b>2:10.592</b>	7	2:10.905	4	2:10.948	6	2:11.184	3	2:12.006	5	
14	11 Eugenio Pisani / SP Racing	ITA	Fabio Fabiani	ITA	<b>Stefano Zerbi</b>	ITA	Porsche 911 GT3 Cup gen 2	AM	7	<b>2:12.148</b>	7	2:14.114	5	2:14.943	3	2:21.520	2	2:22.957	4	
15	14 Ghinzani Arco Motorsport	ITA	Maurizio Fondi	ITA	<b>Laura Van den Hengel</b>	IND	Porsche 992 GT3 Cup	AM	8	<b>2:12.683</b>	8	2:12.837	6	2:12.867	7	2:14.033	5	2:14.299	4	
16	19 Mertel Motorsport	DEU	<b>Stefano Bozzoni</b>	ITA	Fernando Navarrete	ESP	Ferrari 488 Challenge Evo	AM	9	<b>2:12.708</b>	3	2:12.906	7	2:13.375	2	2:13.698	8	2:14.159	4	
17	77 EST1 Racing	EST	Jori Ala-Jyrä	FIN	<b>Indrek Jaaska</b>	EST	Porsche 992 GT3 Cup	AM	10	<b>2:13.435</b>	9	2:14.372	4	2:15.367	8	2:15.988	7	2:17.070	6	
18	70 GDL Racing	SMR	Roberto Bosio	ITA			Porsche 911 GT3 Cup gen 2	AM	11	<b>2:14.238</b>	7	2:14.280	6	2:14.476	5	2:33.617	2	2:37.312	10	
19	007 Street-Art Racing	BEL	<b>Jayan Fazal-Karim</b>	FRA	Julien Darras	FRA	Aston Martin Vantage AMR	TPH	1	<b>2:15.459</b>	6	2:16.125	7	2:16.978	5	2:18.191	8	2:18.505	9	
20	99 Lionspeed GP	DEU	<b>José Garcia</b>	ESP	Carlo Scholl	DEU	Porsche Cayman GT4 RS	TPH	2	<b>2:21.580</b>	4	2:21.645	3	2:23.556	8	2:23.930	6	2:24.813	5	
21	68 GDL Racing	SMR	Samuele Bosio	ITA			Porsche 992 GT3 Cup	AM	12	<b>2:32.734</b>	3	17:07.72	2							





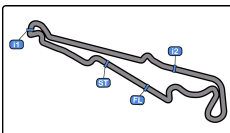
**Paul Ricard**  
**GT Cup Europe**  
**Qualifying - 2 Driver - 2**  
**Best 5 Top Speeds**



**Top 1    Top 2    Top 3    Top 4    Top 5**

Cl	N° Entrant/Team	Nat	Driver 1	Nat	Driver 2	Nat	Vehicle	Cat	Cl	Km/h	Lap	Km/h	Lap	Km/h	Lap	Km/h	Lap	Km/h	Lap	Avg	
1	69 Kessel Racing	CHN	<b>Alexandre Bochez</b>	CHN	Mikaël Bochez	CHN	Ferrari 488 Challenge Evo	AM	1	<b>252.3</b>	3	251.7	6	250.5	9	250.0	5	250.0	7	250.9	
2	80 Mertel Motorsport	DEU	<b>Iván Velasco</b>	ESP	Jorge Cabezas	ESP	Ferrari 488 Challenge Evo	PROAM	1	<b>252.3</b>	4	251.1	2	251.1	5	251.1	7	250.5	3	251.2	
3	19 Mertel Motorsport	DEU	<b>Stefano Bozzoni</b>	ITA	Fernando Navarrete	ESP	Ferrari 488 Challenge Evo	AM	2	<b>251.1</b>	7	248.8	4	248.8	8	248.2	2	248.2	3	249.0	
4	44 Eugenio Pisani / SP Racing	ITA	<b>Eugenio Pisani</b>	ITA	Stefano Zanini	MCO	Porsche 911 GT3 Cup gen 2	PROAM	2	<b>250.0</b>	5	248.8	4	248.2	2	247.7	3	247.7	7	248.5	
5	81 Mertel Motorsport	DEU	Luca Ludwig	DEU	<b>Steven Liquorish</b>	GBR	Ferrari 488 Challenge Evo	PROAM	3	<b>249.4</b>	3	249.4	5	249.4	6	248.8	4	248.2	8	249.0	
6	17 Rossocorsa Racing	ITA	Lorenzo Innocenti	ITA	<b>Andrea Belicchi</b>	ITA	Ferrari 488 Challenge Evo	PROAM	4	<b>248.8</b>	2	248.8	4	248.2	3	27.5	1				193.3
7	70 GDL Racing	SMR	Roberto Bosio	ITA			Porsche 911 GT3 Cup gen 2	AM	3	<b>248.8</b>	4	248.8	9	248.2	5	247.7	6	247.7	7	248.2	
8	11 Eugenio Pisani / SP Racing	ITA	Fabio Fabiani	ITA	<b>Stefano Zerbi</b>	ITA	Porsche 911 GT3 Cup gen 2	AM	4	<b>247.7</b>	4	246.0	2	246.0	3	246.0	5	246.0	6	246.3	
9	16 Volcano Motorsport	ESP	Evgenii Leonov	FIN			Porsche 992 GT3 Cup	PROAM*	5	<b>247.7</b>	9	246.5	3	246.5	4	246.5	7	246.5	8	246.8	
10	55 Q1-trackracing	BEL	Gustavo Condé	BRA	<b>H. Mello</b>	BRA	Porsche 992 GT3 Cup	AM	5	<b>247.7</b>	4	247.1	5	247.1	6	247.1	8	247.1	9	247.2	
11	21 Camil Perian / R01 Racing by Varu Nicu	ROU	Florin Tincescu	ROU			Porsche 911 GT3 Cup gen 2	AM	6	<b>246.5</b>	4	246.5	5	246.5	7	246.5	8	246.0	3	246.4	
12	57 Q1-trackracing	BEL	<b>Quentin Antonel</b>	FRA	Nicolas Vandierendonck	BEL	Porsche 992 GT3 Cup	AM*	7	<b>246.5</b>	3	246.0	4	246.0	7	244.3	2	243.7	6	245.3	
13	47 EST1 Racing	EST	Alex Reimann	EST			Porsche 992 GT3 Cup	PROAM	6	<b>246.0</b>	2	246.0	6	245.4	4	244.8	7	242.6	5	245.0	
14	78 ZRS Motorsport	ITA	Davide Scannicchio	ITA	<b>Fabio Babini</b>	ITA	Porsche 992 GT3 Cup	PROAM	7	<b>246.0</b>	5	246.0	6	245.4	3	244.8	4	237.3	2	243.9	
15	14 Ghinzani Arco Motorsport	ITA	Maurizio Fondi	ITA	<b>Laura Van den Hengel</b>	NLD	Porsche 992 GT3 Cup	AM	8	<b>245.4</b>	9	244.8	7	244.8	8	244.3	3	244.3	5	244.7	
16	52 Q1-trackracing	BEL	Xander Przybylak	BEL	<b>Laurent Vandervelde</b>	BEL	Porsche 992 GT3 Cup	AM	9	<b>245.4</b>	2	244.3	3	244.3	4	243.7	5	243.2	9	244.2	
17	67 GDL Racing	SMR	<b>Gianluca De Lorenzi</b>	ITA	Stefano Borghi	ITA	Porsche 992 GT3 Cup	AM	10	<b>245.4</b>	5	244.8	3	244.8	4	244.8	6	155.3	2	227.1	
18	77 EST1 Racing	EST	Jori Ala-Jyrä	FIN	<b>Indrek Jaaska</b>	EST	Porsche 992 GT3 Cup	AM	11	<b>245.4</b>	5	245.4	8	244.8	4	244.8	10	244.3	9	245.0	
19	007 Street-Art Racing	BEL	<b>Jayan Fazal-Karim</b>	FRA	Julien Darras	FRA	Aston Martin Vantage AMR	TPH	1	<b>233.7</b>	8	233.7	9	233.2	3	233.2	6	233.2	7	233.4	
20	99 Lionspeed GP	DEU	<b>José Garcia</b>	ESP	Carlo Scholl	DEU	Porsche Cayman GT4 RS	TPH	2	<b>229.7</b>	2	229.2	3	229.2	4	229.2	7	228.3	5	229.2	
21	68 GDL Racing	SMR	Samuele Bosio	ITA			Porsche 992 GT3 Cup	AM	12	<b>181.5</b>	3	113.9	2	99.5	1					131.6	





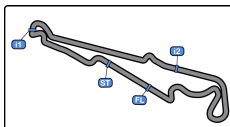
**Paul Ricard**  
**GT Cup Europe**  
**Qualifying - 2 Driver - 2**  
**Fastest Laps Sequence**

Paul Ricard 5.822 m.



Lap	Time of Day	Session Time	N° Entrant/Team	Nat	Driver 1	Nat	Driver 2	Nat	Vehicle	Cat	Time	Km/h
2	8:04:36.874	4:36.874	16 Volcano Motorsport	ESP	Evgenii Leonov	ITA			Porsche 992 GT3 Cup	PROAM*	2:10.165	161.0
2	8:06:20.582	6:20.582	57 Q1-trackracing	BEL	<u>Quentin Antonel</u>	FRA	Nicolas Vandierendonck	BEL	Porsche 992 GT3 Cup	AM*	2:10.014	161.2
2	8:06:41.385	6:41.385	80 Mertel Motorsport	DEU	<u>Iván Velasco</u>	ESP	Jorge Cabezas	ESP	Ferrari 488 Challenge Evo	PROAM	2:08.843	162.6
3	8:08:49.165	8:49.165	80 Mertel Motorsport	DEU	<u>Iván Velasco</u>	ESP	Jorge Cabezas	ESP	Ferrari 488 Challenge Evo	PROAM	2:07.780	164.0
3	8:09:02.199	9:02.199	78 ZRS Motorsport	ITA	Davide Scannicchio	ITA	<u>Fabio Babini</u>	ITA	Porsche 992 GT3 Cup	PROAM	2:07.355	164.5
2	8:10:53.111	10:53.111	17 Rossocorsa Racing	ITA	Lorenzo Innocenti	ITA	<u>Andrea Belicchi</u>	ITA	Ferrari 488 Challenge Evo	PROAM	2:06.355	165.8
3	8:12:59.183	12:59.183	17 Rossocorsa Racing	ITA	Lorenzo Innocenti	ITA	<u>Andrea Belicchi</u>	ITA	Ferrari 488 Challenge Evo	PROAM	2:06.072	166.2





**Paul Ricard**  
**GT Cup Europe**  
**Qualifying - 2 Driver - 2**

**Event Best Maximum Speed**

Paul Ricard 5.822 m



N°	Entrant/Team	Nat	Driver 1	Nat	Driver 2	Nat	Vehicle	Cat	Km/h	Session
69	Kessel Racing		Alexandre Bochez		Mikaël Bochez		Ferrari 488 Challenge Evo	AM	252.3	Qualifying - 2 Driver - 2
80	Mertel Motorsport		Iván Velasco		Jorge Cabezas		Ferrari 488 Challenge Evo	PROAM	252.3	Qualifying - 2 Driver - 2
19	Mertel Motorsport		Stefano Bozzoni		Fernando Navarrete		Ferrari 488 Challenge Evo	AM	251.1	Qualifying - 2 Driver - 2
81	Mertel Motorsport		Luca Ludwig		Steven Liquorish		Ferrari 488 Challenge Evo	PROAM	250.0	Qualifying - 1 Driver - 1
44	Eugenio Pisani / SP Racing		Eugenio Pisani		Stefano Zanini		Porsche 911 GT3 Cup gen 2	PROAM	250.0	Qualifying - 2 Driver - 2
70	GDL Racing		Roberto Bosio				Porsche 911 GT3 Cup gen 2	AM	248.8	Qualifying - 2 Driver - 2
17	Rossocorsa Racing		Lorenzo Innocenti		Andrea Belicchi		Ferrari 488 Challenge Evo	PROAM	248.8	Qualifying - 2 Driver - 2
55	Q1-trackracing		Gustavo Condé		H. Mello		Porsche 992 GT3 Cup	AM	247.7	Qualifying - 2 Driver - 2
11	Eugenio Pisani / SP Racing		Fabio Fabiani		Stefano Zerbi		Porsche 911 GT3 Cup gen 2	AM	247.7	Qualifying - 2 Driver - 2
16	Volcano Motorsport		Evgenii Leonov				Porsche 992 GT3 Cup	PROAM*	247.7	Qualifying - 2 Driver - 2
57	Q1-trackracing		Quentin Antonel		Nicolas Vandierendonck		Porsche 992 GT3 Cup	AM*	246.5	Qualifying - 2 Driver - 2
21	Camil Perian / R01 Racing by Varu Nicu		Florin Tincescu				Porsche 911 GT3 Cup gen 2	AM	246.5	Qualifying - 2 Driver - 2
52	Q1-trackracing		Xander Przybylak		Laurent Vandervelde		Porsche 992 GT3 Cup	AM	246.0	Qualifying - 1 Driver - 1
78	ZRS Motorsport		Davide Scannicchio		Fabio Babini		Porsche 992 GT3 Cup	PROAM	246.0	Qualifying - 2 Driver - 2
47	EST1 Racing		Alex Reimann				Porsche 992 GT3 Cup	PROAM	246.0	Qualifying - 2 Driver - 2
67	GDL Racing		Gianluca De Lorenzi		Stefano Borghi		Porsche 992 GT3 Cup	AM	245.4	Qualifying - 2 Driver - 2
77	EST1 Racing		Jori Ala-Jyrä		Indrek Jaaska		Porsche 992 GT3 Cup	AM	245.4	Qualifying - 2 Driver - 2
14	Ghinzani Arco Motorsport		Maurizio Fondi		Laura Van den Hengel		Porsche 992 GT3 Cup	AM	245.4	Qualifying - 2 Driver - 2
65	GDL Racing		Mario Cordoni				Porsche 992 GT3 Cup	AM	243.7	Qualifying - 1 Driver - 1
68	GDL Racing		Samuele Bosio				Porsche 992 GT3 Cup	AM	243.2	Qualifying - 1 Driver - 1
007	Street-Art Racing		Jayan Fazal-Karim		Julien Darras		Aston Martin Vantage AMR	TPH	233.7	Qualifying - 2 Driver - 2
99	Lionspeed GP		José García		Carlo Scholl		Porsche Cayman GT4 RS	TPH	229.7	Qualifying - 2 Driver - 2







**Paul Ricard**  
**GT Cup Europe**  
**Qualifying - 2 Driver - 2**  
**Pit Stop Analysis**



**19** Stefano Bozzoni Ferrari 488 Challenge Evo

AM Fernando Navarrete Mertel Motorsport

N°	In Day Time	In Time	Out Time	Pit Time	T. Pit Time	Handicap	Diff.
1	8:13:42.855	8:13:42.855	8:15:08.992	1:26.137	1:26.137		

**52** Xander Przybylak Porsche 992 GT3 Cup

AM Laurent Vanderveelde Q1-trackracing

N°	In Day Time	In Time	Out Time	Pit Time	T. Pit Time	Handicap	Diff.
1	8:12:34.885	8:12:34.885	8:14:30.537	1:55.652	1:55.652		

**68** Samuele Bosio Porsche 992 GT3 Cup

AM GDL Racing

N°	In Day Time	In Time	Out Time	Pit Time	T. Pit Time	Handicap	Diff.
1	8:03:03.591	8:03:03.591	8:17:59.275	14:55.684	14:55.684		

**80** Iván Velasco Ferrari 488 Challenge Evo

PROAM Jorge Cabezas Mertel Motorsport

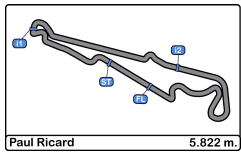
N°	In Day Time	In Time	Out Time	Pit Time	T. Pit Time	Handicap	Diff.
1	8:13:14.124	8:13:14.124	8:16:19.909	3:05.785	3:05.785		

**81** Luca Ludwig Ferrari 488 Challenge Evo

PROAM Steven Liquorish Mertel Motorsport

N°	In Day Time	In Time	Out Time	Pit Time	T. Pit Time	Handicap	Diff.
1	8:13:51.751	8:13:51.751	8:15:27.779	1:36.028	1:36.028		

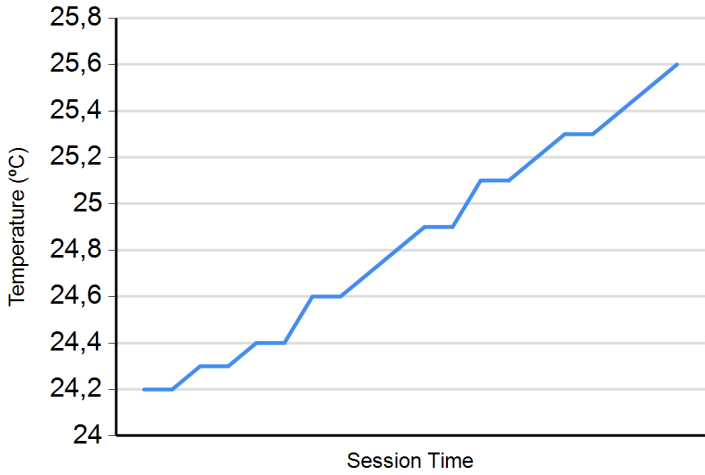




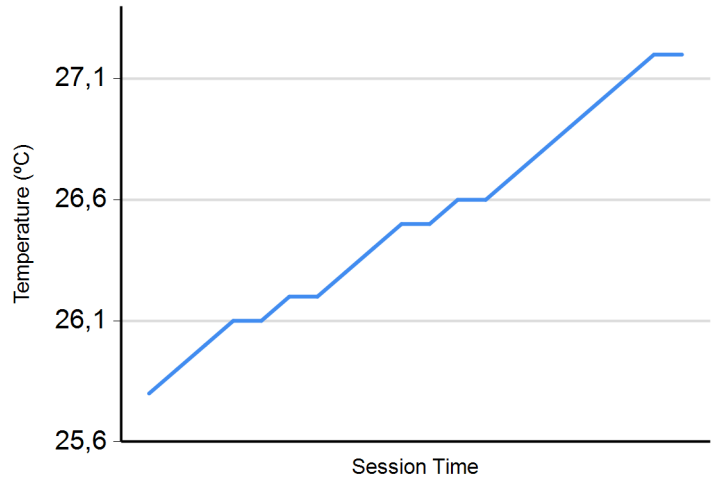
**Paul Ricard**  
**GT Cup Europe**  
**Qualifying - 2 Driver - 2**  
**Weather Report**



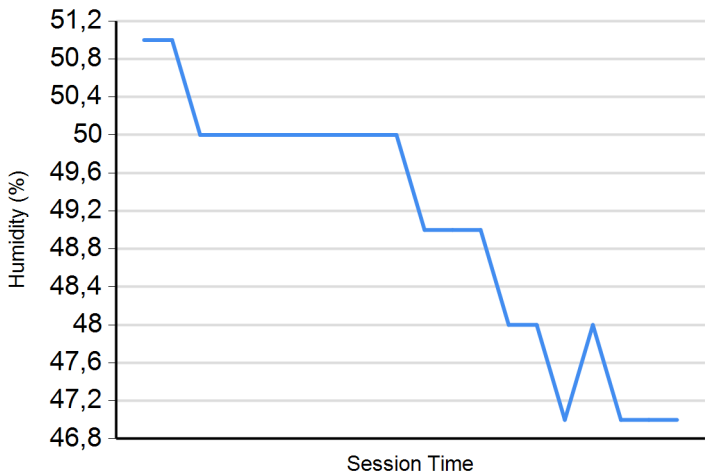
**Air Temperature**



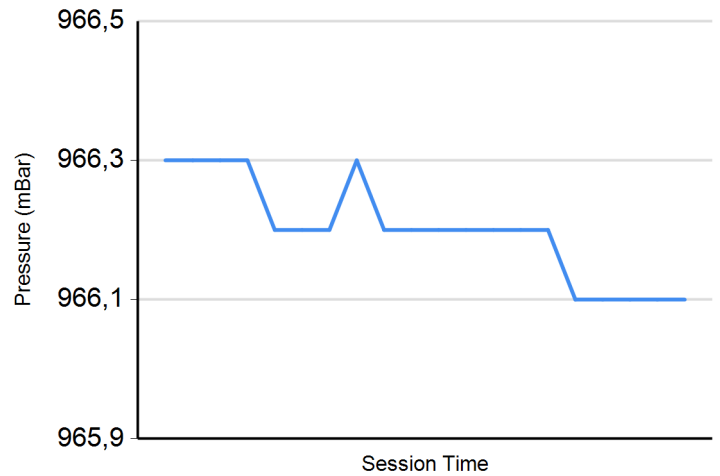
**Track Temperature**



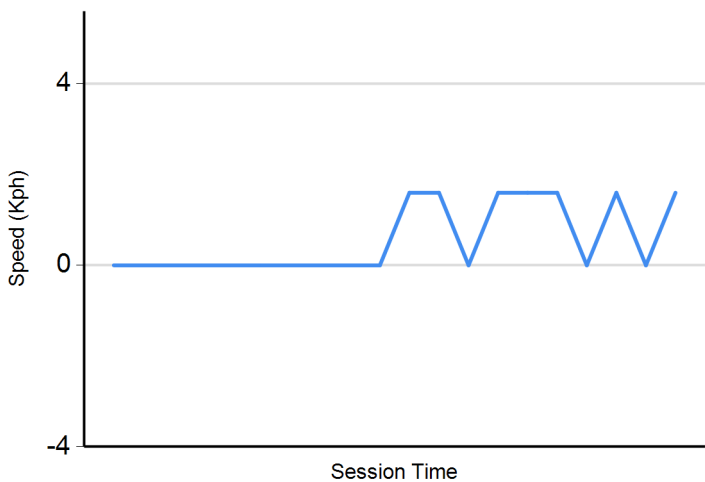
**Humidity**



**Pressure**



**Wind Speed**



**Wind direction**

