

Paul Ricard
GT Cup Europe
Race - 1



Provisional Results

Paul Ricard 5.822 m.

Cls	N°	Entrant/Team	Nat	Driver 1	Nat	Driver 2	Nat	Vehicle	Cat	Cl	Laps	Total Time	Gap	Interval	Km/h	Best	Time	Km/h
1	47	EST1 Racing	EST	Alex Reimann	EST			Porsche 992 GT3 Cup	AM	1	20	50:26.391			138.5	12	2:09.183	162.2
2	17	Rossocorsa Racing	ITA	<u>Lorenzo Innocenti</u>	ITA	Andrea Belicchi	ITA	Ferrari 488 Challenge Evo	PROAM	1	20	50:28.962	2.571	2.571	138.3	19	2:08.897	162.6
3	78	ZRS Motorsport	ITA	<u>Davide Scannicchio</u>	ITA	Fabio Babini	ITA	Porsche 992 GT3 Cup	PROAM	2	20	50:29.988	3.597	1.026	138.3	16	2:07.910	163.8
4	57	Q1-trackracing	BEL	Quentin Antonel	FRA	<u>Nicolas Vandierendonck</u>	BEL	Porsche 992 GT3 Cup	AM*	2	20	50:33.255	6.864	3.267	138.1	15	2:09.199	162.2
5	67*	GDL Racing	SMR	Gianluca De Lorenzi	ITA	<u>Stefano Borghi</u>	ITA	Porsche 992 GT3 Cup	AM	3	20	50:56.514	30.123	23.259	137.1	10	2:09.636	161.6
6	55	Q1-trackracing	BEL	<u>Gustavo Condé</u>	BRA	H. Mello	BRA	Porsche 992 GT3 Cup	AM	4	20	50:57.668	31.277	1.154	137.0	13	2:09.646	161.6
7	52*	Q1-trackracing	BEL	<u>Xander Przybylak</u>	BEL	Laurent Vandervelde	BEL	Porsche 992 GT3 Cup	AM	5	20	50:59.971	33.580	2.303	136.9	9	2:09.726	161.5
8	80	Mertel Motorsport	DEU	Iván Velasco	ESP	<u>Jorge Cabezas</u>	ESP	Ferrari 488 Challenge Evo	PROAM	3	20	51:01.355	34.964	1.384	136.9	6	2:09.485	161.8
9	21	Camil Perian / R01 Racing by Varu Nicu	ROU	Florin Tincescu	ROU			Porsche 911 GT3 Cup gen 2	AM	6	20	51:02.079	35.688	0.724	136.8	7	2:10.761	160.2
10	81	Mertel Motorsport	DEU	<u>Luca Ludwig</u>	DEU	Steven Liquorish	GBR	Ferrari 488 Challenge Evo	PROAM	4	20	51:09.566	43.175	7.487	136.5	9	2:09.387	161.9
11	16	Volcano Motorsport	ESP	Evgenii Leonov	MDA			Porsche 992 GT3 Cup	PROAM*	5	20	51:23.719	57.328	14.153	135.9	10	2:10.661	160.4
12	19	Mertel Motorsport	ITA	Stefano Bozzoni	ITA	<u>Fernando Navarrete</u>	ESP	Ferrari 488 Challenge Evo	AM	7	20	51:42.621	1:16.230	18.902	135.1	8	2:09.170	162.2
13	77	EST1 Racing	EST	<u>Jori Ala-Jyrä</u>	FIN	Indrek Jaaska	EST	Porsche 992 GT3 Cup	AM	8	20	51:56.711	1:30.320	14.090	134.4	8	2:12.602	158.0
14	11*	Eugenio Pisani / SP Racing	ITA	<u>Fabio Fabiani</u>	ITA	Stefano Zerbi	ITA	Porsche 911 GT3 Cup gen 2	AM	9	20	52:13.752	1:47.361	17.041	133.7	7	2:13.196	157.3
15	69	Kessel Racing	CHE	Alexandre Bochez	CHE	<u>Mikaël Bochez</u>	CHE	Ferrari 488 Challenge Evo	AM	10	19	49:26.392	1 Lap	1 Lap	134.2	18	2:10.481	160.6
16	70	GDL Racing	SMR	Roberto Bosio	ITA			Porsche 911 GT3 Cup gen 2	AM	11	19	50:30.751	1 Lap	1:04.359	131.3	13	2:15.885	154.2
17	14	Ghinzani Arco Motorsport	ITA	<u>Maurizio Fondi</u>	ITA	Laura Van den Hengel	IND	Porsche 992 GT3 Cup	AM	12	19	50:47.961	1 Lap	17.210	130.6	10	2:12.252	158.4
18	007	Street-Art Racing	BEL	Jayan Fazal-Karim	FRA	<u>Julien Darras</u>	FRA	Aston Martin Vantage AMR	TPH	1	19	51:04.873	1 Lap	16.912	129.9	7	2:16.820	153.1
19	99	Lionspeed GP	DEU	José García	ESP	<u>Carlo Scholl</u>	DEU	Porsche Cayman GT4 RS	TPH	2	19	51:46.893	1 Lap	42.020	128.1	6	2:17.320	152.6
20	44	Eugenio Pisani / SP Racing	ITA	Eugenio Pisani	ITA	<u>Stefano Zanini</u>	MCO	Porsche 911 GT3 Cup gen 2	PROAM	6	17	51:56.303	3 Laps	2 Laps	114.3	13	2:09.957	161.2

Not classified: (Requirements: 75% of number laps of leader = 15 Laps)

68	GDL Racing	SMR	Samuele Bosio	ITA				Porsche 992 GT3 Cup	AM	13								
65	GDL Racing	SMR	Mario Cordoni	ITA				Porsche 992 GT3 Cup	AM	14								

Fastest lap Scannicchio - Babini in 2:07.910 at 163.8 Km/h in lap 16

PROAM	78	ZRS Motorsport	ITA	Davide Scannicchio	ITA	Fabio Babini	ITA	Porsche 992 GT3 Cup	16	2:07.910	163.8
AM	19	Mertel Motorsport	DEU	Stefano Bozzoni	ITA	Fernando Navarrete	ESP	Ferrari 488 Challenge Evo	8	2:09.170	162.2
TPH	007	Street-Art Racing	BEL	Jayan Fazal-Karim	FRA	Julien Darras	FRA	Aston Martin Vantage AMR	7	2:16.820	153.1

*** PENALTIES**

CAR #67 - 5 SECONDS TIME PENALTY ADDED TO RACE TIME - TRACK LIMITS

CAR #52 - 5 SECONDS TIME PENALTY ADDED TO RACE TIME - LESS TIME HANDICAP

CAR #11 - 5 SECONDS TIME PENALTY ADDED TO RACE TIME - TRACK LIMITS

CAR #67 - 10 SECONDS TIME PENALTY ADDED TO RACE TIME - TRACK LIMITS

Published at:.....

Track Temp: **42.8 °C** Air Temp: **28.9 °C** Humidity: **40 %** Track Status: **DRY**

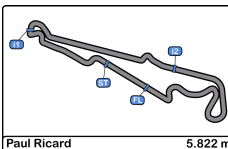
Race Director:

Timekeeper:

Luis García

JOB-1605-ESP/M





Paul Ricard
GT Cup Europe
Race - 1
Provisional Results by Category



AM																			
Cls	N°	Entrant/Team	Nat	Driver 1	Nat	Driver 2	Nat	Vehicle	Cat	Cl	Laps	Total Time	Gap	Interval	Km/h	Best	Time	Km/h	
1	47	EST1 Racing	BEL	Alex Reimann	BEL			Porsche 992 GT3 Cup	AM	1	20	50:26.391			138.5	12	2:09.183	162.2	
2	57	Q1-trackracing	BEL	Quentin Antonel	FRA	Nicolas Vandierendonck	BEL	Porsche 992 GT3 Cup	AM*	2	20	50:33.255	6.864	6.864	138.1	15	2:09.199	162.2	
3	67*	GDL Racing	SMR	Gianluca De Lorenzi	ITA	Stefano Borghi	ITA	Porsche 992 GT3 Cup	AM	3	20	50:56.514	30.123	23.259	137.1	10	2:09.636	161.6	
4	55	Q1-trackracing	BEL	Gustavo Condé	BRA	H. Mello	BRA	Porsche 992 GT3 Cup	AM	4	20	50:57.668	31.277	1.154	137.0	13	2:09.646	161.6	
5	52*	Q1-trackracing	BEL	Xander Przybylak	BEL	Laurent Vandervelde	BEL	Porsche 992 GT3 Cup	AM	5	20	50:59.971	33.580	2.303	136.9	9	2:09.726	161.5	
6	21	Camil Perian / R01 Racing by Varu Nicu	ROU	Florin Tincescu	ROU			Porsche 911 GT3 Cup gen 2	AM	6	20	51:02.079	35.688	2.108	136.8	7	2:10.761	160.2	
7	19	Mertel Motorsport	DEU	Stefano Bozzoni	ITA	Fernando Navarrete	ESP	Ferrari 488 Challenge Evo	AM	7	20	51:42.621	1:16.230	40.542	135.1	8	2:09.170	162.2	
8	77	EST1 Racing	EST	Jori Ala-Jyrä	FIN	Indrek Jaaska	EST	Porsche 992 GT3 Cup	AM	8	20	51:56.711	1:30.320	14.090	134.4	8	2:12.602	158.0	
9	11*	Eugenio Pisani / SP Racing	ITA	Fabio Fabiani	ITA	Stefano Zerbi	ITA	Porsche 911 GT3 Cup gen 2	AM	9	20	52:13.752	1:47.361	17.041	133.7	7	2:13.196	157.3	
10	69	Kessel Racing	CHE	Alexandre Bochez	CHE	Mikaël Bochez	CHE	Ferrari 488 Challenge Evo	AM	10	19	49:26.392	1 Lap	1 Lap	134.2	18	2:10.481	160.6	
11	70	GDL Racing	SMR	Roberto Bosio	ITA			Porsche 911 GT3 Cup gen 2	AM	11	19	50:30.751	1 Lap	1:04.359	131.3	13	2:15.885	154.2	
12	14	Ghinzani Arco Motorsport	ITA	Maurizio Fondi	ITA	Laura Van den Hengel	NLD	Porsche 992 GT3 Cup	AM	12	19	50:47.961	1 Lap	17.210	130.6	10	2:12.252	158.4	
Not classified: (Requirements: 75% of number laps of leader = 15 Laps)																			
68	GDL Racing	SMR	Samuele Bosio	ITA				Porsche 992 GT3 Cup	AM	13									
65	GDL Racing	SMR	Mario Cordoni	ITA				Porsche 992 GT3 Cup	AM	14									

PROAM																		
Cls	N°	Entrant/Team	Nat	Driver 1	Nat	Driver 2	Nat	Vehicle	Cat	Cl	Laps	Total Time	Gap	Interval	Km/h	Best	Time	Km/h
1	17	Rosscorsa Racing	ITA	Lorenzo Innocenti	ITA	Andrea Belicchi	ITA	Ferrari 488 Challenge Evo	PROAM	1	20	50:28.962			138.3	19	2:08.897	162.6
2	78	ZRS Motorsport	ITA	Davide Scannicchio	ITA	Fabio Babini	ITA	Porsche 992 GT3 Cup	PROAM	2	20	50:29.988	1.026	1.026	138.3	16	2:07.910	163.8
3	80	Mertel Motorsport	DEU	Iván Velasco	ESP	Jorge Cabezas	ESP	Ferrari 488 Challenge Evo	PROAM	3	20	51:01.355	32.393	31.367	136.9	6	2:09.485	161.8
4	81	Mertel Motorsport	DEU	Luca Ludwig	DEU	Steven Liquorish	GBR	Ferrari 488 Challenge Evo	PROAM	4	20	51:09.566	40.604	8.211	136.5	9	2:09.387	161.9
5	16	Volcano Motorsport	ESP	Evgenii Leonov	MDA			Porsche 992 GT3 Cup	PROAM*	5	20	51:23.719	54.757	14.153	135.9	10	2:10.661	160.4
6	44	Eugenio Pisani / SP Racing	ITA	Eugenio Pisani	ITA	Stefano Zanini	MCO	Porsche 911 GT3 Cup gen 2	PROAM	6	17	51:56.303	3 Laps	3 Laps	114.3	13	2:09.957	161.2

TPH																		
Cls	N°	Entrant/Team	Nat	Driver 1	Nat	Driver 2	Nat	Vehicle	Cat	Cl	Laps	Total Time	Gap	Interval	Km/h	Best	Time	Km/h
1	007	Street-Art Racing	BEL	Jayan Fazal-Karim	FRA	Julien Darras	FRA	Aston Martin Vantage AMR	TPH	1	19	51:04.873			129.9	7	2:16.820	153.1
2	99	Lionspeed GP	DEU	José García	ESP	Carlo Scholl	DEU	Porsche Cayman GT4 RS	TPH	2	19	51:46.893	42.020	42.020	128.1	6	2:17.320	152.6

Fastest lap Scannicchio - Babini in 2:07.910 at 163.8 Km/h in lap 16

*** PENALTIES**

CAR #67 - 5 SECONDS TIME PENALTY ADDED TO RACE TIME - TRACK LIMITS

Published at:.....

Track Temp: 42.8 °C Air Temp: 28.9 °C Humidity: 40 % Track Status: DRY

Race Director:

Timekeeper:

Luis García

JOB-1605-ESP/M





Paul Ricard
GT Cup Europe
Race - 1



Paul Ricard 5.822 m.

Provisional Results by Category

CAR #52 - 5 SECONDS TIME PENALTY ADDED TO RACE TIME - LESS TIME HANDICAP

CAR #11 - 5 SECONDS TIME PENALTY ADDED TO RACE TIME - TRACK LIMITS

CAR #67 - 10 SECONDS TIME PENALTY ADDED TO RACE TIME - TRACK LIMITS

Published at:.....

Track Temp: **42.8 °C** Air Temp: **28.9 °C** Humidity: **40 %** Track Status: **DRY**

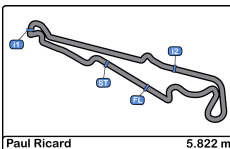
Race Director:

Timekeeper:

Luis Garcia

JOB-1605-ESP/M





Paul Ricard
GT Cup Europe
Race - 1
Provisional Results by Class



GT Open Cup Europe																		
Cls	N°	Entrant/Team	Nat	Driver 1	Nat	Driver 2	Nat	Vehicle	Cat	Cl	Laps	Total Time	Gap	Interval	Km/h	Best	Time	Km/h
1	47	EST1 Racing	ITA	Alex Reimann	ITA			Porsche 992 GT3 Cup	GT Cup	1	20	50:26.391			138.5	12	2:09.183	162.2
2	17	Rossocorsa Racing	ITA	<u>Lorenzo Innocenti</u>	ITA	Andrea Belicchi	ITA	Ferrari 488 Challenge Evo	GT Cup	2	20	50:28.962	2.571	2.571	138.3	19	2:08.897	162.6
3	78	ZRS Motorsport	ITA	<u>Davide Scannicchio</u>	ITA	Fabio Babini	ITA	Porsche 992 GT3 Cup	GT Cup	3	20	50:29.988	3.597	1.026	138.3	16	2:07.910	163.8
4	57	Q1-trackracing	BEL	Quentin Antonel	FRA	<u>Nicolas Vandierendonck</u>	BEL	Porsche 992 GT3 Cup	GT Cup*	4	20	50:33.255	6.864		138.1	15	2:09.199	162.2
5	67*	GDL Racing	SMR	Gianluca De Lorenzi	ITA	<u>Stefano Borghi</u>	ITA	Porsche 992 GT3 Cup	GT Cup	5	20	50:56.514	30.123	23.259	137.1	10	2:09.636	161.6
6	55	Q1-trackracing	BEL	<u>Gustavo Condé</u>	BRA	H. Mello	BRA	Porsche 992 GT3 Cup	GT Cup	6	20	50:57.668	31.277	1.154	137.0	13	2:09.646	161.6
7	52*	Q1-trackracing	BEL	<u>Xander Przybylak</u>	BEL	Laurent Vandervelde	BEL	Porsche 992 GT3 Cup	GT Cup	7	20	50:59.971	33.580	2.303	136.9	9	2:09.726	161.5
8	80	Mertel Motorsport	DEU	Iván Velasco	ESP	<u>Jorge Cabezas</u>	ESP	Ferrari 488 Challenge Evo	GT Cup	8	20	51:01.355	34.964	1.384	136.9	6	2:09.485	161.8
9	21	Camil Perian / R01 Racing by Varu Nicu	ROU	Florin Tinescu	ROU			Porsche 911 GT3 Cup gen 2	GT Cup	9	20	51:02.079	35.688	0.724	136.8	7	2:10.761	160.2
10	81	Mertel Motorsport	DEU	<u>Luca Ludwig</u>	DEU	Steven Liquorish	GBR	Ferrari 488 Challenge Evo	GT Cup	10	20	51:09.566	43.175	7.487	136.5	9	2:09.387	161.9
11	16	Volcano Motorsport	ESP	Evgenii Leonov	MDA			Porsche 992 GT3 Cup	GT Cup*	11	20	51:23.719	57.328	14.153	135.9	10	2:10.661	160.4
12	19	Mertel Motorsport	DEU	Stefano Bozzoni	ITA	<u>Fernando Navarrete</u>	ESP	Ferrari 488 Challenge Evo	GT Cup	12	20	51:42.621	1:16.230	18.902	135.1	8	2:09.170	162.2
13	77	EST1 Racing	EST	<u>Jori Ala-Jyrä</u>	FIN	Indrek Jaaska	EST	Porsche 992 GT3 Cup	GT Cup	13	20	51:56.711	1:30.320	14.090	134.4	8	2:12.602	158.0
14	11*	Eugenio Pisani / SP Racing	ITA	<u>Fabio Fabiani</u>	ITA	Stefano Zerbi	ITA	Porsche 911 GT3 Cup gen 2	GT Cup	14	20	52:13.752	1:47.361	17.041	133.7	7	2:13.196	157.3
15	69	Kessel Racing	CHE	Alexandre Bochez	CHE	<u>Mikaël Bochez</u>	CHE	Ferrari 488 Challenge Evo	GT Cup	15	19	49:26.392	1 Lap	1 Lap	134.2	18	2:10.481	160.6
16	70	GDL Racing	SMR	Roberto Bosio	ITA			Porsche 911 GT3 Cup gen 2	GT Cup	16	19	50:30.751	1 Lap	1:04.359	131.3	13	2:15.885	154.2
17	14	Ghinzani Arco Motorsport	ITA	<u>Maurizio Fondi</u>	ITA	Laura Van den Hengel	NLD	Porsche 992 GT3 Cup	GT Cup	17	19	50:47.961	1 Lap	17.210	130.6	10	2:12.252	158.4
18	44	Eugenio Pisani / SP Racing	ITA	Eugenio Pisani	ITA	<u>Stefano Zanini</u>	ITA	Porsche 911 GT3 Cup gen 2	GT Cup	18	17	51:56.303	3 Laps	2 Laps	114.3	13	2:09.957	161.2

Not classified: (Requirements: 75% of number laps of leader = 15 Laps)

68	GDL Racing	SMR	Samuele Bosio	ITA			Porsche 992 GT3 Cup	GT Cup	19									
65	GDL Racing	SMR	Mario Cordoni	ITA			Porsche 992 GT3 Cup	GT Cup	20									

GT Cup Trophy																		
Cls	N°	Entrant/Team	Nat	Driver 1	Nat	Driver 2	Nat	Vehicle	Cat	Cl	Laps	Total Time	Gap	Interval	Km/h	Best	Time	Km/h
1	007	Street-Art Racing	BEL	Jayan Fazal-Karim	FRA	<u>Julien Darras</u>	FRA	Aston Martin Vantage AMR	GT Cup	1	19	51:04.873			129.9	7	2:16.820	153.1
2	99	Lionspeed GP	DEU	José García	ESP	<u>Carlo Scholl</u>	DEU	Porsche Cayman GT4 RS	GT Cup	2	19	51:46.893	42.020	42.020	128.1	6	2:17.320	152.6

Fastest lap Scannicchio - Babini in 2:07.910 at 163.8 Km/h in lap 16

*** PENALTIES**

- CAR #67 - 5 SECONDS TIME PENALTY ADDED TO RACE TIME - TRACK LIMITS
- CAR #52 - 5 SECONDS TIME PENALTY ADDED TO RACE TIME - LESS TIME HANDICAP
- CAR #11 - 5 SECONDS TIME PENALTY ADDED TO RACE TIME - TRACK LIMITS
- CAR #67 - 10 SECONDS TIME PENALTY ADDED TO RACE TIME - TRACK LIMITS

Published at:.....

Track Temp: 42.8 °C Air Temp: 28.9 °C Humidity: 40 % Track Status: DRY

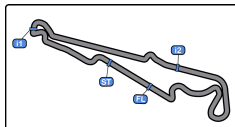
Race Director:

Timekeeper:

Luis García

JOB-1605-ESP/M





Paul Ricard
GT Cup Europe
Race - 1

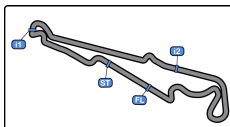


Paul Ricard 5.822 m

Provisional Classification by Driver Fastest Lap

Cl	N°	Entrant/Team	Nat	Vehicle	Driver	Nat	Cat	Cl	Laps	Best	Time	Gap	Interval	Km/h
1	78	ZRS Motorsport	ITA	Porsche 992 GT3 Cup	Fabio Babini	ITA	PROAM	1	13	9	2:07.910			163.8
2	17	Rossocorsa Racing	ITA	Ferrari 488 Challenge Evo	Andrea Belicchi	ITA	PROAM	2	12	11	2:08.897	0.987	0.987	162.6
3	19	Mertel Motorsport	DEU	Ferrari 488 Challenge Evo	Fernando Navarrete	ESP	AM	1	10	8	2:09.170	1.260	0.273	162.2
4	47	EST1 Racing	EST	Porsche 992 GT3 Cup	Alex Reimann	EST	AM	2	20	12	2:09.183	1.273	0.013	162.2
5	57	Q1-trackracing	BEL	Porsche 992 GT3 Cup	Quentin Antonel	FRA	AM*	3	12	7	2:09.199	1.289	0.016	162.2
6	81	Mertel Motorsport	DEU	Ferrari 488 Challenge Evo	Luca Ludwig	DEU	PROAM	3	10	9	2:09.387	1.477	0.188	161.9
7	80	Mertel Motorsport	DEU	Ferrari 488 Challenge Evo	Jorge Cabezas	ESP	PROAM	4	10	6	2:09.485	1.575	0.098	161.8
8	67	GDL Racing	SMR	Porsche 992 GT3 Cup	Gianluca De Lorenzi	ITA	AM	4	12	2	2:09.636	1.726	0.151	161.6
9	55	Q1-trackracing	BEL	Porsche 992 GT3 Cup	H. Mello	BRA	AM	5	12	5	2:09.646	1.736	0.010	161.6
10	52	Q1-trackracing	BEL	Porsche 992 GT3 Cup	Xander Przybylak	BEL	AM	6	10	9	2:09.726	1.816	0.080	161.5
11	80	Mertel Motorsport	DEU	Ferrari 488 Challenge Evo	Iván Velasco	ESP	PROAM	5	10	4	2:09.818	1.908	0.092	161.4
12	44	Eugenio Pisani / SP Racing	ITA	Porsche 911 GT3 Cup gen 2	Eugenio Pisani	ITA	PROAM	6	9	5	2:09.957	2.047	0.139	161.2
13	69	Kessel Racing	CHE	Ferrari 488 Challenge Evo	Alexandre Bochez	CHE	AM	7	11	10	2:10.481	2.571	0.524	160.6
14	16	Volcano Motorsport	ESP	Porsche 992 GT3 Cup	Evgenii Leonov	RUS	PROAM*	7	20	10	2:10.661	2.751	0.180	160.4
15	21	Camil Perian / R01 Racing by Varu Nicu	ROU	Porsche 911 GT3 Cup gen 2	Florin Tinescu	ROU	AM	8	20	7	2:10.761	2.851	0.100	160.2
16	17	Rossocorsa Racing	ITA	Ferrari 488 Challenge Evo	Lorenzo Innocenti	ITA	PROAM	8	8	6	2:10.972	3.062	0.211	160.0
17	52	Q1-trackracing	BEL	Porsche 992 GT3 Cup	Laurent Vandervelde	BEL	AM	9	10	8	2:11.059	3.149	0.087	159.9
18	57	Q1-trackracing	BEL	Porsche 992 GT3 Cup	Nicolas Vandierendy	BEL	AM*	10	8	7	2:11.120	3.210	0.061	159.8
19	69	Kessel Racing	CHE	Ferrari 488 Challenge Evo	Mikaël Bochez	CHE	AM	11	8	6	2:11.238	3.328	0.118	159.7
20	44	Eugenio Pisani / SP Racing	ITA	Porsche 911 GT3 Cup gen 2	Stefano Zanini	MCO	PROAM	9	8	7	2:11.451	3.541	0.213	159.4
21	81	Mertel Motorsport	DEU	Ferrari 488 Challenge Evo	Steven Liquorish	GBR	PROAM	10	10	5	2:11.940	4.030	0.489	158.8
22	14	Ghinzani Arco Motorsport	ITA	Porsche 992 GT3 Cup	Laura Van den Heng	NLD	AM	12	12	3	2:12.252	4.342	0.312	158.4
23	67	GDL Racing	SMR	Porsche 992 GT3 Cup	Stefano Borghi	ITA	AM	13	8	7	2:12.594	4.684	0.342	158.0
24	77	EST1 Racing	EST	Porsche 992 GT3 Cup	Jori Ala-Jyrä	FIN	AM	14	10	8	2:12.602	4.692	0.008	158.0
25	55	Q1-trackracing	BEL	Porsche 992 GT3 Cup	Gustavo Condé	BRA	AM	15	8	6	2:13.141	5.231	0.539	157.4
26	11	Eugenio Pisani / SP Racing	ITA	Porsche 911 GT3 Cup gen 2	Fabio Fabiani	ITA	AM	16	10	7	2:13.196	5.286	0.055	157.3
27	19	Mertel Motorsport	DEU	Ferrari 488 Challenge Evo	Stefano Bozzoni	ITA	AM	17	10	9	2:13.982	6.072	0.786	156.4
28	78	ZRS Motorsport	ITA	Porsche 992 GT3 Cup	Davide Scannicchio	ITA	PROAM	11	7	6	2:14.011	6.101	0.029	156.3
29	77	EST1 Racing	EST	Porsche 992 GT3 Cup	Indrek Jaaska	EST	AM	18	10	4	2:14.340	6.430	0.329	156.0
30	11	Eugenio Pisani / SP Racing	ITA	Porsche 911 GT3 Cup gen 2	Stefano Zerbi	ITA	AM	19	10	3	2:14.888	6.978	0.548	155.3
31	70	GDL Racing	SMR	Porsche 911 GT3 Cup gen 2	Roberto Bosio	ITA	AM	20	19	13	2:15.885	7.975	0.997	154.2
32	007	Street-Art Racing	BEL	Aston Martin Vantage AMR	Julien Darras	FRA	TPH	1	8	7	2:16.820	8.910	0.935	153.1
33	99	Lionspeed GP	DEU	Porsche Cayman GT4 RS	Carlo Scholl	DEU	TPH	2	10	6	2:17.320	9.410	0.500	152.6
34	14	Ghinzani Arco Motorsport	ITA	Porsche 992 GT3 Cup	Maurizio Fondi	ITA	AM	21	7	6	2:17.775	9.865	0.455	152.1
35	007	Street-Art Racing	BEL	Aston Martin Vantage AMR	Jayan Fazal-Karim	FRA	TPH	3	11	5	2:18.885	10.975	1.110	150.9
36	99	Lionspeed GP	DEU	Porsche Cayman GT4 RS	José García	ESP	TPH	4	9	2	2:23.403	15.493	4.518	146.1





Paul Ricard
GT Cup Europe
Race - 1

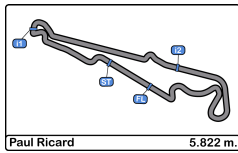
Distance and Speed Average

Paul Ricard 5.822 m



Cls	N°	Entrant/Team	Nat	Driver 1	Nat	Driver 2	Nat	Vehicle	Cat	Cls	Laps	Distance	Total Time	Km/h
1	47	EST1 Racing	EST	Alex Reimann	EST			Porsche 992 GT3 Cup	AM	1	20	116.44	50:26.391	138.5
2	17	Rossocorsa Racing	ITA	<u>Lorenzo Innocenti</u>	ITA	Andrea Belicchi	ITA	Ferrari 488 Challenge Evo	PROAM	1	20	116.44	50:28.962	138.3
3	78	ZRS Motorsport	ITA	<u>Daive Scannicchio</u>	ITA	Fabio Babini	ITA	Porsche 992 GT3 Cup	PROAM	2	20	116.44	50:29.988	138.3
4	57	Q1-trackracing	BEL	Quentin Antonel	FRA	<u>Nicolas Vandierendonck</u>	BEL	Porsche 992 GT3 Cup	AM*	2	20	116.44	50:33.255	138.1
5	67	GDL Racing	SMR	Gianluca De Lorenzi	ITA	<u>Stefano Borghi</u>	ITA	Porsche 992 GT3 Cup	AM	3	20	116.44	50:56.514	137.1
6	55	Q1-trackracing	BEL	<u>Gustavo Condé</u>	BRA	H. Mello	BRA	Porsche 992 GT3 Cup	AM	4	20	116.44	50:57.668	137.0
7	52	Q1-trackracing	BEL	<u>Xander Przybylak</u>	BEL	Laurent Vandervelde	BEL	Porsche 992 GT3 Cup	AM	5	20	116.44	50:59.971	136.9
8	80	Mertel Motorsport	DEU	Iván Velasco	ESP	<u>Jorge Cabezas</u>	ESP	Ferrari 488 Challenge Evo	PROAM	3	20	116.44	51:01.355	136.9
9	21	Camil Perian / R01 Racing by Varu Nicu	ROU	Florin Tincescu	ROU			Porsche 911 GT3 Cup gen 2	AM	6	20	116.44	51:02.079	136.8
10	81	Mertel Motorsport	DEU	<u>Luca Ludwig</u>	DEU	Steven Liquorish	GBR	Ferrari 488 Challenge Evo	PROAM	4	20	116.44	51:09.566	136.5
11	16	Volcano Motorsport	ESP	Evgenii Leonov	IND			Porsche 992 GT3 Cup	PROAM*	5	20	116.44	51:23.719	135.9
12	19	Mertel Motorsport	DEU	Stefano Bozzoni	ITA	<u>Fernando Navarrete</u>	ESP	Ferrari 488 Challenge Evo	AM	7	20	116.44	51:42.621	135.1
13	77	EST1 Racing	EST	<u>Jori Ala-Jyrä</u>	FIN	Indrek Jaaska	EST	Porsche 992 GT3 Cup	AM	8	20	116.44	51:56.711	134.4
14	11	Eugenio Pisani / SP Racing	ITA	<u>Fabio Fabiani</u>	ITA	Stefano Zerbi	ITA	Porsche 911 GT3 Cup gen 2	AM	9	20	116.44	52:13.752	133.7
15	69	Kessel Racing	CHE	Alexandre Bochez	CHE	<u>Mikaël Bochez</u>	CHE	Ferrari 488 Challenge Evo	AM	10	19	110.61	49:26.392	134.2
16	70	GDL Racing	SMR	Roberto Bosio	ITA			Porsche 911 GT3 Cup gen 2	AM	11	19	110.61	50:30.751	131.3
17	14	Ghinzani Arco Motorsport	ITA	<u>Maurizio Fondi</u>	ITA	Laura Van den Hengel	NLD	Porsche 992 GT3 Cup	AM	12	19	110.61	50:47.961	130.6
18	007	Street-Art Racing	BEL	Jayan Fazal-Karim	FRA	<u>Julien Darras</u>	FRA	Aston Martin Vantage AMR	TPH	1	19	110.61	51:04.873	129.9
19	99	Lionspeed GP	DEU	José García	ESP	<u>Carlo Scholl</u>	DEU	Porsche Cayman GT4 RS	TPH	2	19	110.61	51:46.893	128.1
20	44	Eugenio Pisani / SP Racing	ITA	Eugenio Pisani	ITA	<u>Stefano Zanini</u>	MCO	Porsche 911 GT3 Cup gen 2	PROAM	6	17	98.97	51:56.303	114.3
Not classified: (Requirements: 75% of number laps of leader = 15 Laps)														
	68	GDL Racing	SMR	Samuele Bosio	ITA			Porsche 992 GT3 Cup	AM	13				
	65	GDL Racing	SMR	Mario Cordini	ITA			Porsche 992 GT3 Cup	AM	14				





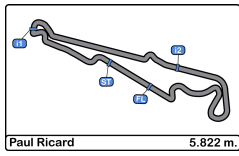
Paul Ricard
GT Cup Europe
Race - 1
Lap Analysis



11							16									
Fabio Fabiani							Evgenii Leonov									
Porsche 911 GT3 Cup gen 2							Porsche 992 GT3 Cup									
AM Stefano Zerbi							Volcano Motorsport									
Eugenio Pisani / SP Racing							PROAM*									
Lap	D	Time	Sector 1	Sector 2	Sector 3	T. Spd	Elapsed	Lap	D	Time	Sector 1	Sector 2	Sector 3	T. Spd	Elapsed	
1	1	3:03.044	45.985	46.054	1:31.005	167.4	3:03.044	1	3:01.159	P	47.414	51.972	1:21.773	197.8	3:01.159	
2	1	4:06.686	1:21.139	1:03.728	1:41.819	37.9	7:09.730	2	4:15.192		1:55.837	42.368	1:36.987	126.6	7:16.351	
3	1	3:56.882	1:14.985	1:05.572	1:36.325	79.5	11:06.612	3	3:57.886		1:16.320	1:05.205	1:36.361	63.4	11:14.237	
4	1	3:30.961	1:08.275	59.945	1:22.741	127.6	14:37.573	4	3:27.106		1:07.077	1:04.256	1:15.773	74.6	14:41.343	
5	1	2:15.444	37.371	40.475	57.598	243.2	16:53.017	5	2:14.276		37.740	39.822	56.714	242.1	16:55.619	
6	1	2:14.006	36.956	40.030	57.020	243.2	19:07.023	6	2:12.260		35.943	39.664	56.653	243.2	19:07.879	
7	1	2:13.196	36.498	39.987	56.711	243.2	21:20.219	7	2:13.104		36.621	40.252	56.231	244.3	21:20.983	
8	1	2:14.382	36.523	40.451	57.408	243.2	23:34.601	8	2:18.299	P	36.228	39.727	1:02.344	243.7	23:39.282	
9	1	2:13.910	36.519	40.038	57.353	242.6	25:48.511	9	3:39.370		2:04.742	38.835	55.793	135.6	27:18.652	
10	1	2:21.916	P	36.849	39.933	1:05.134	242.1	28:10.427	10	2:10.661		35.863	39.098	55.700	241.0	29:29.313
11	2	3:35.366	1:55.778	40.608	58.980	134.8	31:45.793	11	2:11.853		36.389	39.201	56.263	241.6	31:41.166	
12	2	2:16.132	37.504	40.006	58.622	243.2	34:01.925	12	2:12.129		35.518	39.328	57.283	241.0	33:53.295	
13	2	2:14.888	37.008	39.972	57.908	243.2	36:16.813	13	2:11.470		35.864	39.365	56.241	242.6	36:04.765	
14	2	2:16.238	37.004	40.502	58.732	243.7	38:33.051	14	2:11.010		35.645	39.088	56.277	242.6	38:15.775	
15	2	2:16.465	37.527	40.776	58.162	242.6	40:49.516	15	2:10.972		35.944	39.305	55.723	243.2	40:26.747	
16	2	2:16.501	38.137	39.956	58.408	242.6	43:06.017	16	2:11.232		36.274	39.202	55.756	242.6	42:37.979	
17	2	2:14.961	37.059	40.094	57.808	243.2	45:20.978	17	2:11.156		35.593	39.370	56.193	242.6	44:49.135	
18	2	2:15.773	37.176	39.963	58.634	243.2	47:36.751	18	2:11.208		35.589	39.383	56.236	243.2	47:00.343	
19	2	2:16.483	37.037	40.873	58.573	244.3	49:53.234	19	2:11.673		36.062	39.132	56.479	243.2	49:12.016	
20	2	2:15.518	37.014	39.853	58.651	244.3	52:08.752	20	2:11.703		35.677	39.475	56.551	243.2	51:23.719	

14							17									
Maurizio Fondi							Lorenzo Innocenti									
Porsche 992 GT3 Cup							Ferrari 488 Challenge Evo									
AM Laura Van den Hengel							Rosscorsa Racing									
Ghinzani Arco Motorsport							PROAM									
Andrea Belicchi																
Lap	D	Time	Sector 1	Sector 2	Sector 3	T. Spd	Elapsed	Lap	D	Time	Sector 1	Sector 2	Sector 3	T. Spd	Elapsed	
1	1	3:05.019	47.662	46.048	1:31.309	168.2	3:05.019	1	2:57.751		42.423	43.986	1:31.342	218.6	2:57.751	
2	1	4:06.820	1:21.250	1:03.477	1:42.093	42.6	7:11.839	2	4:05.935		1:21.472	1:03.792	1:40.671	46.3	7:03.686	
3	1	3:57.387	1:15.044	1:06.440	1:35.903	75.3	11:09.226	3	3:56.656		1:15.280	1:04.880	1:36.496	58.6	11:00.342	
4	1	3:29.920	1:07.765	1:03.187	1:18.968	93.3	14:39.146	4	3:33.204		1:08.262	1:00.371	1:24.571	63.9	14:33.546	
5	1	2:18.080	38.201	41.287	58.592	235.2	16:57.226	5	2:12.032		36.622	39.067	56.343	243.7	16:45.578	
6	1	2:17.775	37.447	40.773	59.555	237.3	19:15.001	6	2:10.972		36.210	39.064	55.698	244.3	18:56.550	
7	1	2:25.016	P	37.402	40.916	1:06.698	238.9	21:40.017	7	2:11.756		35.832	39.152	56.772	244.3	21:08.306
8	2	3:45.771	2:06.663	41.836	57.272	124.1	25:25.788	8	2:18.877	P	36.531	38.887	1:03.459	246.0	23:27.183	
9	2	2:14.658	36.805	40.244	57.609	238.4	27:40.446	9	3:15.815		1:41.392	38.963	55.460	147.3	26:42.998	
10	2	2:12.252	36.512	39.694	56.046	240.0	29:52.698	10	2:09.820		35.565	38.496	55.759	240.5	28:52.818	
11	2	2:14.596	36.337	40.353	57.906	241.0	32:07.294	11	2:11.152		35.880	38.855	56.417	242.1	31:03.970	
12	2	2:14.222	37.630	40.359	56.233	243.2	34:21.516	12	2:09.502		35.360	38.513	55.629	241.0	33:13.472	
13	2	2:12.830	36.918	39.970	55.942	240.5	36:34.346	13	2:09.541		35.344	38.610	55.587	240.5	35:23.013	
14	2	2:49.277	36.222	39.460	1:33.595	241.6	39:23.623	14	2:09.469		35.300	38.578	55.591	241.0	37:32.482	
15	2	2:13.376	36.856	39.645	56.875	239.4	41:36.999	15	2:09.659		35.327	38.645	55.687	241.0	39:42.141	
16	2	2:13.068	36.449	40.196	56.423	240.0	43:50.067	16	2:09.629		35.208	38.834	55.587	241.0	41:51.770	
17	2	2:28.602	36.342	39.259	1:13.001	240.0	46:18.669	17	2:09.213		35.105	38.517	55.591	242.1	44:00.983	
18	2	2:15.369	37.466	41.008	56.895	233.7	48:34.038	18	2:09.299		35.148	38.372	55.779	246.5	46:10.282	
19	2	2:13.923	36.435	40.176	57.312	241.6	50:47.961	19	2:08.897		35.137	38.402	55.358	242.6	48:19.179	
								20	2:09.783		35.404	38.731	55.648	241.0	50:28.962	





Paul Ricard
GT Cup Europe
Race - 1
Lap Analysis



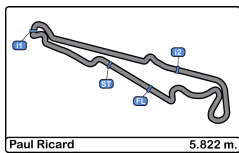
19 Stefano Bozzoni Ferrari 488 Challenge Evo **44** Eugenio Pisani Porsche 911 GT3 Cup gen 2
 AM Fernando Navarrete Mertel Motorsport PROAM Stefano Zanini Eugenio Pisani / SP Racing

Lap	D	Time	Sector 1	Sector 2	Sector 3	T. Spd	Elapsed	Lap	D	Time	Sector 1	Sector 2	Sector 3	T. Spd	Elapsed
1	2	2:52.424	38.800	41.992	1:31.632	231.2	2:52.424	1	2	2:55.430	41.087	43.812	1:30.531	229.2	2:55.430
2	2	4:04.697	1:20.925	1:04.714	1:39.058	57.0	6:57.121	2	2	4:05.600	1:21.406	1:03.825	1:40.369	51.3	7:01.030
3	2	3:56.192	1:15.885	1:06.374	1:33.933	63.9	10:53.313	3	2	3:56.140	1:15.330	1:05.657	1:35.153	57.9	10:57.170
4	2	3:34.699	1:09.515	1:01.053	1:24.131	70.2	14:28.012	4	2	3:34.117	1:08.677	1:01.192	1:24.248	65.0	14:31.287
5	2	2:09.852	35.732	38.539	55.581	244.3	16:37.864	5	2	2:11.655	36.523	39.239	55.893	245.4	16:42.942
6	2	2:09.893	35.727	38.481	55.685	245.4	18:47.757	6	2	2:11.473	36.086	39.182	56.205	247.1	18:54.415
7	2	2:09.459	35.528	38.532	55.399	244.3	20:57.216	7	2	2:11.451	36.171	39.161	56.119	246.0	21:05.866
8	2	2:09.170	35.225	38.541	55.404	244.8	23:06.386	8	2	2:18.492 P	36.068	39.389	1:03.035	245.4	23:24.358
9	2	2:09.627	35.556	38.543	55.528	244.3	25:16.013	9	1	3:36.522	2:01.485	38.980	56.057	149.1	27:00.880
10	2	2:15.897 P	35.478	38.602	1:01.817	244.3	27:31.910	10	1	2:10.185	35.335	38.509	56.341	246.0	29:11.065
11	1	3:35.256	1:54.397	41.037	59.822	150.4	31:07.166	11	1	2:11.899	36.971	38.867	56.061	240.5	31:22.964
12	1	2:17.082	38.714	40.054	58.314	239.4	33:24.248	12	1	2:10.366	35.658	38.815	55.893	246.0	33:33.330
13	1	2:17.354	37.111	41.629	58.614	243.2	35:41.602	13	1	2:09.957	35.555	38.689	55.713	246.5	35:43.287
14	1	2:15.168	37.358	39.967	57.843	244.3	37:56.770	14	1	2:11.896	35.931	39.456	56.509	246.0	37:55.183
15	1	2:14.452	36.881	40.516	57.055	245.4	40:11.222	15	1	2:12.151	35.860	38.893	57.398	244.3	40:07.334
16	1	2:18.341	38.717	41.940	57.684	247.1	42:29.563	16	1	5:18.961 P	1:25.457	1:51.628	2:01.876	244.3	45:26.295
17	1	2:28.447	37.319	41.544	1:09.584	246.5	44:58.010	17	1	6:30.008 P	2:19.349	2:47.084	1:23.575	147.5	51:56.303
18	1	2:14.164	37.336	39.563	57.265	244.3	47:12.174	47 Alex Reimann Porsche 992 GT3 Cup							
19	1	2:13.982	37.240	39.608	57.134	244.3	49:26.156	AM EST1 Racing							
20	1	2:16.465	37.390	40.268	58.807	245.4	51:42.621	EST1 Racing							

21 Florin Tincescu Porsche 911 GT3 Cup gen 2
 AM Camil Perian / R01 Racing by Varu

Lap	D	Time	Sector 1	Sector 2	Sector 3	T. Spd	Elapsed	Lap	D	Time	Sector 1	Sector 2	Sector 3	T. Spd	Elapsed
1		2:59.401	43.097	45.161	1:31.143	225.4	2:59.401	1		2:54.618	41.036	42.913	1:30.669	224.0	2:54.618
2		4:06.142	1:21.305	1:04.092	1:40.745	39.4	7:05.543	2		4:05.238	1:21.632	1:03.597	1:40.009	53.6	6:59.856
3		3:56.927	1:14.965	1:06.876	1:35.086	60.2	11:02.470	3		3:56.155	1:15.796	1:05.688	1:34.671	58.6	10:56.011
4		3:32.322	1:08.243	59.633	1:24.446	74.1	14:34.792	4		3:34.723	1:09.127	1:01.058	1:24.538	66.5	14:30.734
5		2:12.088	36.680	39.036	56.372	242.6	16:46.880	5		2:10.740	36.122	38.890	55.728	241.0	16:41.474
6		2:11.969	36.441	39.304	56.224	243.7	18:58.849	6		2:10.185	35.702	38.954	55.529	243.2	18:51.659
7		2:10.761	35.783	38.969	56.009	243.7	21:09.610	7		2:10.194	35.709	38.960	55.525	242.6	21:01.853
8		2:12.360	36.165	39.387	56.808	244.8	23:21.970	8		2:10.240	35.640	39.271	55.329	242.6	23:12.093
9		2:18.440 P	35.964	38.743	1:03.733	242.6	25:40.410	9		2:17.613 P	35.879	39.235	1:02.499	242.6	25:29.706
10		3:11.558	1:36.580	38.822	56.156	148.9	28:51.968	10		3:15.694	1:41.433	39.038	55.223	145.7	28:45.400
11		2:13.507	35.790	40.007	57.710	242.6	31:05.475	11		2:10.337	35.687	39.195	55.455	241.6	30:55.737
12		2:11.966	35.932	39.038	56.996	243.7	33:17.441	12		2:09.183	35.396	38.725	55.062	241.0	33:04.920
13		2:11.192	36.242	38.701	56.249	242.6	35:28.633	13		2:09.414	35.587	38.769	55.058	242.1	35:14.334
14		2:11.407	35.451	38.651	57.305	242.6	37:40.040	14		2:09.362	35.414	38.531	55.417	242.6	37:23.696
15		2:12.021	35.734	38.990	57.297	243.7	39:52.061	15		2:10.485	35.592	39.169	55.724	242.6	39:34.181
16		2:11.777	35.788	39.457	56.532	244.3	42:03.838	16		2:10.134	35.604	38.879	55.651	242.1	41:44.315
17		2:12.286	35.611	40.034	56.641	244.8	44:16.124	17		2:10.946	35.522	39.742	55.682	243.7	43:55.261
18		2:11.472	35.845	39.024	56.603	244.3	46:27.596	18		2:10.481	35.724	38.928	55.829	243.7	46:05.742
19		2:11.550	35.966	38.964	56.620	243.7	48:39.146	19		2:09.844	35.736	38.947	55.161	242.6	48:15.586
20		2:22.933	35.997	38.882	1:08.054	244.8	51:02.079	20		2:10.805	36.006	39.087	55.712	244.8	50:26.391





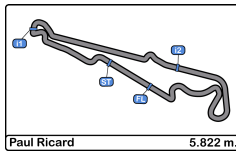
Paul Ricard
GT Cup Europe
Race - 1
Lap Analysis



69							77								
Alexandre Bochez							Ferrari 488 Challenge Evo								
AM							AM								
Mikaël Bochez							Kessel Racing								
Indrek Jaaska							EST1 Racing								
Lap	D	Time	Sector 1	Sector 2	Sector 3	T. Spd	Elapsed	Lap	D	Time	Sector 1	Sector 2	Sector 3	T. Spd	Elapsed
1	2	2:56.336	41.448	43.484	1:31.404	225.9	2:56.336	1	1	3:00.261	43.467	45.997	1:30.797	192.8	3:00.261
2	2	4:05.504	1:21.267	1:03.924	1:40.313	47.7	7:01.840	2	1	4:06.490	1:21.295	1:03.925	1:41.270	37.8	7:06.751
3	2	3:56.548	1:15.438	1:05.612	1:35.498	59.3	10:58.388	3	1	3:57.202	1:15.279	1:06.300	1:35.623	65.4	11:03.953
4	2	3:34.027	1:09.003	1:00.202	1:24.822	65.0	14:32.415	4	1	3:33.164	1:08.171	59.923	1:25.070	96.0	14:37.117
5	2	2:12.339	36.742	39.241	56.356	243.2	16:44.754	5	1	2:14.659	37.216	40.569	56.874	239.4	16:51.776
6	2	2:11.238	36.148	38.703	56.387	245.4	18:55.992	6	1	2:13.811	37.107	39.449	57.255	242.1	19:05.587
7	2	2:11.327	35.722	39.011	56.594	245.4	21:07.319	7	1	2:13.094	36.816	39.620	56.658	241.0	21:18.681
8	2	2:18.951 P	36.195	39.199	1:03.557	246.5	23:26.270	8	1	2:12.602	36.611	39.268	56.723	242.1	23:31.283
9	1	3:31.256	1:53.668	39.752	57.836	144.3	26:57.526	9	1	2:13.207	36.658	39.302	57.247	240.5	25:44.490
10	1	2:13.132	36.409	39.333	57.390	247.7	29:10.658	10	1	2:20.213 P	36.558	39.613	1:04.042	241.0	28:04.703
11	1	2:13.980	37.994	39.218	56.768	238.9	31:24.638	11	2	3:23.624	1:43.881	41.540	58.203	147.7	31:28.327
12	1	2:11.290	36.026	38.975	56.289	246.5	33:35.928	12	2	2:15.957	37.022	40.107	58.828	241.0	33:44.284
13	1	2:11.075	35.873	38.953	56.249	248.2	35:47.003	13	2	2:15.687	37.359	40.468	57.860	240.5	35:59.971
14	1	2:10.803	35.820	38.946	56.037	248.2	37:57.806	14	2	2:14.340	36.946	40.029	57.365	240.0	38:14.311
15	1	2:12.389	36.357	39.716	56.316	249.4	40:10.195	15	2	2:14.611	36.884	40.467	57.260	240.5	40:28.922
16	1	2:11.601	36.096	38.875	56.630	247.1	42:21.796	16	2	2:17.165	39.835	40.236	57.094	235.2	42:46.087
17	1	2:11.666	35.908	38.977	56.781	247.1	44:33.462	17	2	2:23.950	37.838	40.662	1:05.450	242.1	45:10.037
18	1	2:10.481	35.848	38.610	56.023	247.7	46:43.943	18	2	2:14.921	36.936	40.894	57.091	240.5	47:24.958
19	1	2:42.449	35.675	39.270	1:27.504	248.8	49:26.392	19	2	2:15.932	36.883	40.989	58.060	242.1	49:40.890

70							78								
Roberto Bosio							Porsche 911 GT3 Cup gen 2								
AM							AM								
GDL Racing							PROAM								
Davide Scannicchio							ZRS Motorsport								
Lap	D	Time	Sector 1	Sector 2	Sector 3	T. Spd	Elapsed	Lap	D	Time	Sector 1	Sector 2	Sector 3	T. Spd	Elapsed
1		3:07.067	49.003	47.662	1:30.402	152.3	3:07.067	1	1	3:04.126	46.392	46.334	1:31.400	171.1	3:04.126
2		4:07.553	1:22.850	1:03.567	1:41.136	40.2	7:14.620	2	1	4:06.813	1:20.895	1:03.819	1:42.099	43.2	7:10.939
3		3:57.683	1:16.647	1:04.865	1:36.171	65.4	11:12.303	3	1	3:56.675	1:14.587	1:06.765	1:35.323	76.8	11:07.614
4		3:28.472	1:06.887	1:05.179	1:16.406	73.8	14:40.775	4	1	3:30.620	1:08.241	1:02.005	1:20.374	112.6	14:38.234
5		2:18.696	38.029	41.128	59.539	244.3	16:59.471	5	1	2:15.181	37.533	40.556	57.092	239.4	16:53.415
6		2:17.724	37.503	40.323	59.898	243.7	19:17.195	6	1	2:14.011	36.967	40.064	56.980	244.3	19:07.426
7		2:17.155	37.436	41.141	58.578	245.4	21:34.350	7	1	2:20.641 P	36.769	39.852	1:04.020	244.8	21:28.067
8		2:24.601 P	38.002	40.748	1:05.851	243.7	26:16.156	8	2	3:17.088	1:37.633	38.952	1:00.503	142.8	24:45.155
10		3:33.665	1:54.044	40.919	58.702	147.3	29:49.821	9	2	2:09.913	35.295	39.735	54.883	238.4	26:55.068
11		2:17.189	38.012	41.067	58.110	244.3	32:07.010	10	2	2:08.036	34.955	38.400	54.681	241.6	29:03.104
12		2:17.246	37.843	41.072	58.331	243.7	34:24.256	11	2	2:08.534	35.191	38.628	54.715	240.0	31:11.638
13		2:15.885	37.471	40.280	58.134	244.8	36:40.141	12	2	2:10.084	36.102	38.522	55.460	242.1	33:21.722
14		2:16.709	37.498	40.392	58.819	244.8	38:56.850	13	2	2:09.276	35.411	38.622	55.243	242.6	35:30.998
15		2:17.336	37.379	41.476	58.481	243.7	41:14.186	14	2	2:08.233	34.891	38.354	54.988	244.3	37:39.231
16		2:18.066	37.686	40.825	59.555	243.7	43:32.252	15	2	2:08.156	34.892	38.537	54.727	241.6	39:47.387
17		2:18.791	37.652	41.002	1:00.137	243.7	45:51.043	16	2	2:07.910	34.790	38.512	54.608	242.1	41:55.297
18		2:19.111	38.363	41.221	59.527	243.7	48:10.154	17	2	2:08.469	34.703	38.330	55.436	243.2	44:03.766
19		2:20.597	38.304	40.835	1:01.458	244.8	50:30.751	18	2	2:09.498	35.940	38.623	54.935	246.0	46:13.264
								19	2	2:08.207	34.913	38.638	54.656	242.1	48:21.471
								20	2	2:08.517	34.893	38.491	55.133	241.0	50:29.988





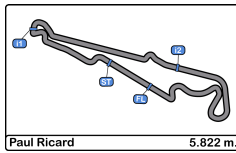
Paul Ricard
GT Cup Europe
Race - 1
Lap Analysis



80							99								
Iván Velasco			Ferrari 488 Challenge Evo				José García			Porsche Cayman GT4 RS					
PROAM		Jorge Cabezas			Mertel Motorsport		TPH		Carlo Scholl		Lionspeed GP				
Lap	D	Time	Sector 1	Sector 2	Sector 3	T. Spd	Elapsed	Lap	D	Time	Sector 1	Sector 2	Sector 3	T. Spd	Elapsed
1	2	2:53.074	39.843	42.467	1:30.764	232.2	2:53.074	1	2	3:08.300	49.234	48.004	1:31.062	170.8	3:08.300
2	2	4:04.868	1:21.491	1:04.112	1:39.265	51.9	6:57.942	2	2	4:07.385	1:22.134	1:03.542	1:41.709	43.1	7:15.685
3	2	3:56.217	1:16.141	1:05.843	1:34.233	63.7	10:54.159	3	2	3:57.567	1:16.215	1:04.891	1:36.461	66.4	11:13.252
4	2	3:34.825	1:09.175	1:01.110	1:24.540	68.3	14:28.984	4	2	3:28.037	1:07.136	1:04.795	1:16.106	78.2	14:41.289
5	2	2:10.746	36.227	38.526	55.993	245.4	16:39.730	5	2	2:19.118	38.256	41.537	59.325	227.8	17:00.407
6	2	2:09.485	35.607	38.360	55.518	247.1	18:49.215	6	2	2:17.320	37.358	40.918	59.044	228.3	19:17.727
7	2	2:09.489	35.659	38.572	55.258	246.5	20:58.704	7	2	2:17.461	37.682	41.127	58.652	228.8	21:35.188
8	2	2:09.529	35.551	38.290	55.688	247.1	23:08.233	8	2	2:17.499	37.812	40.944	58.743	227.3	23:52.687
9	2	2:09.938	36.044	38.542	55.352	246.0	25:18.171	9	2	2:17.403	37.261	41.153	58.989	226.4	26:10.090
10	2	2:16.949 P	35.929	38.531	1:02.489	246.5	27:35.120	10	2	3:31.035 P	37.529	40.644	2:12.862	225.9	29:41.125
11	1	3:40.018	2:04.750	39.235	56.033	149.5	31:15.138	11	1	2:40.528	54.695	43.911	1:01.922	134.1	32:21.653
12	1	2:10.202	35.740	38.910	55.552	246.5	33:25.340	12	1	2:23.403	40.350	42.532	1:00.521	224.0	34:45.056
13	1	2:12.372	36.935	39.653	55.784	250.0	35:37.712	13	1	2:26.474	39.990	43.474	1:03.010	224.0	37:11.530
14	1	2:09.818	35.498	38.804	55.516	248.2	37:47.530	14	1	2:25.217	40.073	42.795	1:02.349	222.6	39:36.747
15	1	2:09.842	35.546	38.713	55.583	248.2	39:57.372	15	1	2:24.674	39.226	44.223	1:01.225	225.0	42:01.421
16	1	2:10.772	36.019	39.066	55.687	249.4	42:08.144	16	1	2:23.562	39.526	42.806	1:01.230	225.0	44:24.983
17	1	2:10.600	35.702	39.215	55.683	248.8	44:18.744	17	1	2:24.242	39.317	43.575	1:01.350	225.4	46:49.225
18	1	2:09.959	35.380	38.855	55.724	248.2	46:28.703	18	1	2:25.459	39.893	42.978	1:02.588	225.0	49:14.684
19	1	2:10.783	35.656	38.873	56.254	249.4	48:39.486	19	1	2:32.209	39.006	42.847	1:10.356	225.9	51:46.893
20	1	2:21.869	36.585	41.009	1:04.275	239.4	51:01.355								

81							007								
Luca Ludwig			Ferrari 488 Challenge Evo				Jayan Fazal-Karim			Aston Martin Vantage AMR					
PROAM		Steven Liquorish			Mertel Motorsport		TPH		Julien Darras		Street-Art Racing				
Lap	D	Time	Sector 1	Sector 2	Sector 3	T. Spd	Elapsed	Lap	D	Time	Sector 1	Sector 2	Sector 3	T. Spd	Elapsed
1	1	2:54.113	40.103	43.007	1:31.003	233.7	2:54.113	1	2	3:06.326	48.175	47.152	1:30.999	170.8	3:06.326
2	1	4:04.991	1:21.460	1:03.687	1:39.844	53.3	6:59.104	2	2	4:07.527	1:22.250	1:03.954	1:41.323	41.4	7:13.853
3	1	3:56.118	1:15.892	1:05.507	1:34.719	60.1	10:55.222	3	2	3:57.510	1:16.304	1:05.290	1:35.916	70.8	11:11.363
4	1	3:34.215	1:09.034	1:01.064	1:24.117	66.8	14:29.437	4	2	3:28.381	1:07.052	1:05.406	1:15.923	79.1	14:39.744
5	1	2:10.892	36.209	38.571	56.112	245.4	16:40.329	5	2	2:19.549	38.239	42.565	58.745	229.2	16:59.293
6	1	2:09.770	35.678	38.613	55.479	246.5	18:50.099	6	2	2:16.901	37.949	40.795	58.157	229.7	19:16.194
7	1	2:10.041	35.417	38.514	56.110	246.5	21:00.140	7	2	2:16.820	36.656	41.132	59.032	230.7	21:33.014
8	1	2:09.429	35.385	38.486	55.558	247.7	23:09.569	8	2	3:26.444 P	36.616	40.000	2:09.828	229.2	24:59.458
9	1	2:09.387	35.442	38.285	55.660	247.1	25:18.956	9	1	2:43.189	58.512	42.475	1:02.202	120.2	27:42.647
10	1	2:16.857 P	35.834	38.221	1:02.802	247.7	27:35.813	10	1	2:19.153	38.882	40.883	59.388	228.8	30:01.800
11	2	3:34.651	1:56.554	39.842	58.255	134.1	31:10.464	11	1	2:20.108	38.248	40.949	1:00.911	230.2	32:21.908
12	2	2:14.536	37.564	39.809	57.163	247.1	33:25.000	12	1	2:19.705	39.123	41.354	59.228	228.8	34:41.613
13	2	2:14.251	36.864	40.433	56.954	244.3	35:39.251	13	1	2:18.885	38.302	41.092	59.491	228.8	37:00.498
14	2	2:12.000	36.411	39.255	56.334	246.0	37:51.251	14	1	2:19.414	38.446	41.078	59.890	229.7	39:19.912
15	2	2:11.940	36.097	39.279	56.564	246.5	40:03.191	15	1	2:19.736	37.980	41.172	1:00.584	228.8	41:39.648
16	2	2:12.146	36.211	39.469	56.466	246.5	42:15.337	16	1	2:20.832	38.194	43.596	59.042	230.2	44:00.480
17	2	2:13.780	36.408	40.621	56.751	246.5	44:29.117	17	1	2:21.700	40.126	41.470	1:00.104	229.7	46:22.180
18	2	2:12.712	36.072	39.957	56.683	247.1	46:41.829	18	1	2:20.520	38.313	41.273	1:00.934	229.7	48:42.700
19	2	2:14.249	36.334	40.049	57.866	246.0	48:56.078	19	1	2:22.173	38.796	42.429	1:00.948	230.2	51:04.873
20	2	2:13.488	36.970	39.543	56.975	244.8	51:09.566								





Paul Ricard
GT Cup Europe
Race - 1



Analysis by Lap

Num	Lap Time	Gap
70	2:15.885	1:25.807
007	2:18.885	1:46.164
99	2:26.474	1:57.196

Num Lap Time Gap

Lap 14

47	2:09.362	
17	2:09.469	08.786
57	2:09.619	10.370
78	2:08.233	15.535
21	2:11.407	16.344
67	2:10.160	17.318
52	2:12.436	21.876
80	2:09.818	23.834
81	2:12.000	27.555
44	2:11.896	31.487
55	2:13.721	32.104
19	2:15.168	33.074
69	2:10.803	34.110
77	2:14.340	50.615
16	2:11.010	52.079
11	2:16.238	1:09.355
70	2:16.709	1:33.154
007	2:19.414	1:56.216
14	2:49.277	1:59.927

Num Lap Time Gap

Lap 15

47	2:10.485	
99	2:25.217	1 Lap
17	2:09.659	07.960
57	2:09.199	09.084
78	2:08.156	13.206
67	2:10.228	17.061
21	2:12.021	17.880
52	2:11.327	22.718
80	2:09.842	23.191
81	2:11.940	29.010
55	2:10.133	31.752
44	2:12.151	33.153
69	2:12.389	36.014
19	2:14.452	37.041
16	2:10.972	52.566
77	2:14.611	54.741
11	2:16.465	1:15.335
70	2:17.336	1:40.005
14	2:13.376	2:02.818
007	2:19.736	2:05.467

Num Lap Time Gap

Lap 16

47	2:10.134	
17	2:09.629	07.455
57	2:10.311	09.261
78	2:07.910	10.982
99	2:24.674	1 Lap
67	2:10.263	17.190
21	2:11.777	19.523
80	2:10.772	23.829

Num Lap Time Gap

Lap 17

47	2:10.946	
007	2:20.832	1 Lap
17	2:09.213	05.722
57	2:09.898	08.213
78	2:08.469	08.505
67	2:09.869	16.113
21	2:12.286	20.863
80	2:10.600	23.483
52	2:11.699	25.541
99	2:23.562	1 Lap
55	2:11.240	32.033
81	2:13.780	33.856
69	2:11.666	38.201
16	2:11.156	53.874
19	2:28.447	1:02.749
77	2:23.950	1:14.776
11	2:14.961	1:25.717
44	5:18.961	1 Lap
70	2:18.791	1:55.782

Num Lap Time Gap

Lap 18

47	2:10.481	
17	2:09.299	04.540
78	2:09.498	07.522
57	2:10.901	08.633
14	2:28.602	1 Lap
67	2:10.465	16.097
007	2:21.700	1 Lap
21	2:11.472	21.854
80	2:09.959	22.961
52	2:11.059	26.119
55	2:10.508	32.060
81	2:12.712	36.087
69	2:10.481	38.201
99	2:24.242	1 Lap
16	2:11.208	54.601
19	2:14.164	1:06.432
77	2:14.921	1:19.216
11	2:15.773	1:31.009
70	2:19.111	2:04.412

Num Lap Time Gap

Lap 19

47	2:09.844	
17	2:08.897	03.593

Num Lap Time Gap

Lap 20

47	2:10.805	
17	2:09.783	02.571
78	2:08.517	03.597
70	2:20.597	1 Lap
57	2:09.581	06.864
67	2:09.707	15.123
14	2:13.923	1 Lap
52	2:11.891	28.580
55	2:09.835	31.277
80	2:21.869	34.964
21	2:22.933	35.688
007	2:22.173	1 Lap
81	2:13.488	43.175
16	2:11.703	57.328
19	2:16.465	1:16.230
99	2:32.209	1 Lap
44	6:30.008	3 Laps
77	2:15.821	1:30.320
11	2:15.518	1:42.361

Num Lap Time Gap

Lap 21

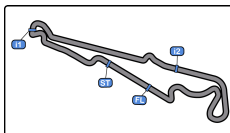
78	2:08.207	05.885
57	2:09.299	08.088
67	2:09.968	16.221
14	2:15.369	1 Lap
21	2:11.550	23.560
80	2:10.783	23.900
007	2:20.520	1 Lap
52	2:11.219	27.494
55	2:10.031	32.247
81	2:14.249	40.492
16	2:11.673	56.430
99	2:25.459	1 Lap
19	2:13.982	1:10.570
69	2:42.449	1:10.806
77	2:15.932	1:25.304
11	2:16.483	1:37.648

Num Lap Time Gap

Lap 22

78	2:08.207	05.885
57	2:09.299	08.088
67	2:09.968	16.221
14	2:15.369	1 Lap
21	2:11.550	23.560
80	2:10.783	23.900
007	2:20.520	1 Lap
52	2:11.219	27.494
55	2:10.031	32.247
81	2:14.249	40.492
16	2:11.673	56.430
99	2:25.459	1 Lap
19	2:13.982	1:10.570
69	2:42.449	1:10.806
77	2:15.932	1:25.304
11	2:16.483	1:37.648





Paul Ricard
GT Cup Europe
Race - 1

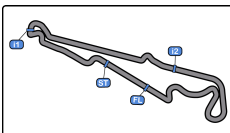
Best Sectors Results

Paul Ricard 5.822 m.



Sector - 1			Sector - 2			Sector - 3			Ideal Lap vs Best Lap		
Clas	Nº Driver	Time	Nº Driver	Time	Nº Driver	Time	Clas	Nº Driver	Ideal Lap	Best Lap	Clas
1	78 Scannicchio - Babini	34.703	81 Ludwig - Liquorish	38.221	78 Scannicchio - Babini	54.608	1	78 Scannicchio - Babini	2:07.641	2:07.910	1
2	17 Innocenti - Belicchi	35.105	80 Velasco - Cabezas	38.290	57 Antonel - Vandierendonck	54.855	2	17 Innocenti - Belicchi	2:08.835	2:08.897	2
3	67 De Lorenzi - Borghi	35.216	78 Scannicchio - Babini	38.330	47 Alex Reimann	55.058	3	57 Antonel - Vandierendonck	2:08.861	2:09.199	5
4	19 Bozzoni - Navarrete	35.225	17 Innocenti - Belicchi	38.372	52 Przybylak - Vandervelde	55.203	4	80 Velasco - Cabezas	2:08.928	2:09.485	7
5	44 Pisani - Zanini	35.335	19 Bozzoni - Navarrete	38.481	80 Velasco - Cabezas	55.258	5	47 Alex Reimann	2:08.985	2:09.183	4
6	80 Velasco - Cabezas	35.380	44 Pisani - Zanini	38.509	55 Condé - Mello	55.302	6	81 Ludwig - Liquorish	2:09.085	2:09.387	6
7	81 Ludwig - Liquorish	35.385	47 Alex Reimann	38.531	67 De Lorenzi - Borghi	55.332	7	67 De Lorenzi - Borghi	2:09.095	2:09.636	8
8	47 Alex Reimann	35.396	67 De Lorenzi - Borghi	38.547	17 Innocenti - Belicchi	55.358	8	19 Bozzoni - Navarrete	2:09.105	2:09.170	3
9	55 Condé - Mello	35.416	57 Antonel - Vandierendonck	38.561	19 Bozzoni - Navarrete	55.399	9	55 Condé - Mello	2:09.296	2:09.646	9
10	57 Antonel - Vandierendonck	35.445	55 Condé - Mello	38.578	81 Ludwig - Liquorish	55.479	10	44 Pisani - Zanini	2:09.557	2:09.957	11
11	21 Florin Tincescu	35.451	69 Bochez - Bochez	38.610	16 Evgenii Leonov	55.700	11	52 Przybylak - Vandervelde	2:09.716	2:09.726	10
12	16 Evgenii Leonov	35.518	21 Florin Tincescu	38.651	44 Pisani - Zanini	55.713	12	16 Evgenii Leonov	2:10.053	2:10.661	13
13	52 Przybylak - Vandervelde	35.526	16 Evgenii Leonov	38.835	14 Fondi - Van den Hengel	55.942	13	21 Florin Tincescu	2:10.111	2:10.761	14
14	69 Bochez - Bochez	35.675	52 Przybylak - Vandervelde	38.987	21 Florin Tincescu	56.009	14	69 Bochez - Bochez	2:10.308	2:10.481	12
15	14 Fondi - Van den Hengel	36.222	14 Fondi - Van den Hengel	39.259	69 Bochez - Bochez	56.023	15	14 Fondi - Van den Hengel	2:11.423	2:12.252	15
16	77 Ala-Jyrä - Jaaska	36.493	77 Ala-Jyrä - Jaaska	39.268	77 Ala-Jyrä - Jaaska	56.658	16	77 Ala-Jyrä - Jaaska	2:12.419	2:12.602	16
17	11 Fabiani - Zerbi	36.498	11 Fabiani - Zerbi	39.853	11 Fabiani - Zerbi	56.711	17	11 Fabiani - Zerbi	2:13.062	2:13.196	17
18	007 Fazal-Karim - Darras	36.616	007 Fazal-Karim - Darras	40.000	70 Roberto Bosio	58.110	18	007 Fazal-Karim - Darras	2:14.773	2:16.820	19
19	99 García - Scholl	37.261	70 Roberto Bosio	40.280	007 Fazal-Karim - Darras	58.157	19	70 Roberto Bosio	2:15.769	2:15.885	18
20	70 Roberto Bosio	37.379	99 García - Scholl	40.644	99 García - Scholl	58.652	20	99 García - Scholl	2:16.557	2:17.320	20
21	65 Mario Cordoni	Transpond	65 Mario Cordoni	Transpond	65 Mario Cordoni	Transpond	21	65 Mario Cordoni	Transpon	Transpon	21
22	68 Samuele Bosio	Transpond	68 Samuele Bosio	Transpond	68 Samuele Bosio	Transpond	22	68 Samuele Bosio	Transpon	Transpon	22





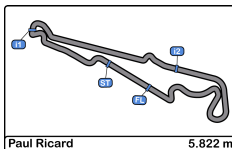
Paul Ricard
 GT Cup Europe
 Race - 1
 Leader Sequence

Paul Ricard 5.822 m.



N°	Entrant/Team	Nat	Driver 1	Nat	Driver 2	Nat	Vehicle	Cat	Start Lap	End Lap	Laps	Total Laps
19	Mertel Motorsport		Stefano Bozzoni		Fernando Navarrete		Ferrari 488 Challenge Evo	AM	1	10	10	10
47	EST1 Racing		Alex Reimann				Porsche 992 GT3 Cup	AM	11	20	10	10





Paul Ricard
GT Cup Europe
Race - 1
Best 5 Lap Times



Cl	N° Entrant/Team	Nat	Driver 1	Nat	Driver 2	Nat	Vehicle	Cat	Cl	Best 1		Best 2		Best 3		Best 4		Best 5	
										Time	Lap	Time	Lap	Time	Lap	Time	Lap	Time	Lap
1	78 ZRS Motorsport	ITA	Daive Scannicchio	ITA	Fabio Babini	ITA	Porsche 992 GT3 Cup	PROAM	1	2:07.910	16	2:08.036	10	2:08.156	15	2:08.207	19	2:08.233	14
2	17 Rossocorsa Racing	ITA	Lorenzo Innocenti	ITA	Andrea Belicchi	ITA	Ferrari 488 Challenge Evo	PROAM	2	2:08.897	19	2:09.213	17	2:09.299	18	2:09.469	14	2:09.502	12
3	19 Mertel Motorsport	DEU	Stefano Bozzoni	ITA	Fernando Navarrete	ESP	Ferrari 488 Challenge Evo	AM	1	2:09.170	8	2:09.459	7	2:09.627	9	2:09.852	5	2:09.893	6
4	47 EST1 Racing	EST	Alex Reimann	EST			Porsche 992 GT3 Cup	AM	2	2:09.183	12	2:09.362	14	2:09.414	13	2:09.844	19	2:10.134	16
5	57 Q1-trackracing	BEL	Quentin Antonel	FRA	Nicolas Vandierendonck	BEL	Porsche 992 GT3 Cup	AM*	3	2:09.199	15	2:09.299	19	2:09.575	12	2:09.581	20	2:09.619	14
6	81 Mertel Motorsport	DEU	Luca Ludwig	DEU	Steven Liquorish	GBR	Ferrari 488 Challenge Evo	PROAM	3	2:09.387	9	2:09.429	8	2:09.770	6	2:10.041	7	2:10.892	5
7	80 Mertel Motorsport	DEU	Iván Velasco	ESP	Jorge Cabezas	ESP	Ferrari 488 Challenge Evo	PROAM	4	2:09.485	6	2:09.489	7	2:09.529	8	2:09.818	14	2:09.842	15
8	67 GDL Racing	SMR	Gianluca De Lorenzi	ITA	Stefano Borghi	ITA	Porsche 992 GT3 Cup	AM	4	2:09.636	10	2:09.707	20	2:09.869	17	2:09.968	19	2:10.160	14
9	55 Q1-trackracing	BEL	Gustavo Condé	BRA	H. Mello	BRA	Porsche 992 GT3 Cup	AM	5	2:09.646	13	2:09.835	20	2:10.031	19	2:10.121	16	2:10.133	15
10	52 Q1-trackracing	BEL	Xander Przybylak	BEL	Laurent Vandervelde	BEL	Porsche 992 GT3 Cup	AM	6	2:09.726	9	2:10.480	6	2:10.715	7	2:11.021	8	2:11.059	18
11	44 Eugenio Pisani / SP Racing	ITA	Eugenio Pisani	ITA	Stefano Zanini	AND	Porsche 911 GT3 Cup gen 2	PROAM	5	2:09.957	13	2:10.185	10	2:10.366	12	2:11.451	7	2:11.473	6
12	69 Kessel Racing	CHE	Alexandre Bochez	CHE	Mikaël Bochez	CHE	Ferrari 488 Challenge Evo	AM	7	2:10.481	18	2:10.803	14	2:11.075	13	2:11.238	6	2:11.290	12
13	16 Volcano Motorsport	ESP	Evgenii Leonov	MDA			Porsche 992 GT3 Cup	PROAM*	6	2:10.661	10	2:10.972	15	2:11.010	14	2:11.156	17	2:11.208	18
14	21 Camil Perian / R01 Racing by Varu Nicu	ROU	Florin Tincescu	ROU			Porsche 911 GT3 Cup gen 2	AM	8	2:10.761	7	2:11.192	13	2:11.407	14	2:11.472	18	2:11.550	19
15	14 Ghinzani Arco Motorsport	ITA	Maurizio Fondi	ITA	Laura Van den Hengel	NLD	Porsche 992 GT3 Cup	AM	9	2:12.252	10	2:12.830	13	2:13.068	16	2:13.376	15	2:13.923	19
16	77 EST1 Racing	EST	Jori Ala-Jyrä	FIN	Indrek Jaaska	EST	Porsche 992 GT3 Cup	AM	10	2:12.602	8	2:13.094	7	2:13.207	9	2:13.811	6	2:14.340	14
17	11 Eugenio Pisani / SP Racing	ITA	Fabio Fabiani	ITA	Stefano Zerbi	ITA	Porsche 911 GT3 Cup gen 2	AM	11	2:13.196	7	2:13.910	9	2:14.006	6	2:14.382	8	2:14.888	13
18	70 GDL Racing	SMR	Roberto Bosio	ITA			Porsche 911 GT3 Cup gen 2	AM	12	2:15.885	13	2:16.709	14	2:17.155	7	2:17.189	11	2:17.205	8
19	007 Street-Art Racing	BEL	Jayan Fazal-Karim	FRA	Julien Darras	FRA	Aston Martin Vantage AMR	TPH	1	2:16.820	7	2:16.901	6	2:18.885	13	2:19.153	10	2:19.414	14
20	99 Lionspeed GP	DEU	José García	ESP	Carlo Scholl	DEU	Porsche Cayman GT4 RS	TPH	2	2:17.320	6	2:17.403	9	2:17.461	7	2:17.499	8	2:19.118	5
21	65 GDL Racing	SMR	Mario Cordoni	ITA			Porsche 992 GT3 Cup	AM	13										
22	68 GDL Racing	SMR	Samuele Bosio	ITA			Porsche 992 GT3 Cup	AM	14										





Paul Ricard
GT Cup Europe
Race - 1
Best 5 Top Speeds



Cl	N° Entrant/Team	Nat	Driver 1	Nat	Driver 2	Nat	Vehicle	Cat	Cl	Top 1		Top 2		Top 3		Top 4		Top 5		Avg
										Km/h	Lap	Km/h	Lap	Km/h	Lap	Km/h	Lap	Km/h	Lap	
1	80 Mertel Motorsport	DEU	Iván Velasco	ESP	Jorge Cabezas	ESP	Ferrari 488 Challenge Evo	PROAM	1	250.0	13	249.4	16	249.4	19	248.8	17	248.2	14	249.1
2	69 Kessel Racing	CHE	Alexandre Bochez	CHE	Mikaël Bochez	CHE	Ferrari 488 Challenge Evo	AM	1	249.4	15	248.8	19	248.2	13	248.2	14	247.7	10	248.5
3	81 Mertel Motorsport	DEU	Luca Ludwig	DEU	Steven Liquorish	GBR	Ferrari 488 Challenge Evo	PROAM	2	247.7	8	247.7	10	247.1	9	247.1	12	247.1	18	247.3
4	19 Mertel Motorsport	DEU	Stefano Bozzoni	ITA	Fernando Navarrete	ESP	Ferrari 488 Challenge Evo	AM	2	247.1	16	246.5	17	245.4	6	245.4	15	245.4	20	246.0
5	44 Eugenio Pisani / SP Racing	ITA	Eugenio Pisani	ITA	Stefano Zanini	MCO	Porsche 911 GT3 Cup gen 2	PROAM	3	247.1	6	246.5	13	246.0	7	246.0	10	246.0	12	246.3
6	17 Rossocorsa Racing	ITA	Lorenzo Innocenti	ITA	Andrea Belicchi	ITA	Ferrari 488 Challenge Evo	PROAM	4	246.5	18	246.0	8	244.3	6	244.3	7	243.7	5	245.0
7	55 Q1-trackracing	BRA	Gustavo Condé	BRA	H. Mello	BRA	Porsche 992 GT3 Cup	AM	3	246.5	20	245.4	14	245.4	17	244.8	10	244.8	15	245.4
8	78 ZRS Motorsport	ITA	Davide Scannicchio	ITA	Fabio Babini	ITA	Porsche 992 GT3 Cup	PROAM	5	246.0	18	244.8	7	244.3	6	244.3	14	243.2	17	244.5
9	70 GDL Racing	SMR	Roberto Bosio	ITA			Porsche 911 GT3 Cup gen 2	AM	4	245.4	7	244.8	13	244.8	14	244.8	19	244.3	5	244.8
10	21 Camil Perian / R01 Racing by Varu Nicu	ROU	Florin Tincescu	ROU			Porsche 911 GT3 Cup gen 2	AM	5	244.8	8	244.8	17	244.8	20	244.3	16	244.3	18	244.6
11	47 EST1 Racing	EST	Alex Reimann	EST			Porsche 992 GT3 Cup	AM	6	244.8	20	243.7	17	243.7	18	243.2	6	242.6	7	243.6
12	11 Eugenio Pisani / SP Racing	ITA	Fabio Fabiani	ITA	Stefano Zerbi	ITA	Porsche 911 GT3 Cup gen 2	AM	7	244.3	19	244.3	20	243.7	14	243.2	5	243.2	6	243.7
13	16 Volcano Motorsport	ESP	Evgenii Leonov	MDA			Porsche 992 GT3 Cup	PROAM*	6	244.3	7	243.7	8	243.2	6	243.2	15	243.2	18	243.5
14	57 Q1-trackracing	BEL	Quentin Antonel	FRA	Nicolas Vandierendonck	BEL	Porsche 992 GT3 Cup	AM*	8	243.7	20	243.2	8	243.2	16	243.2	19	242.6	7	243.2
15	67 GDL Racing	SMR	Gianluca De Lorenzi	ITA	Stefano Borghi	ITA	Porsche 992 GT3 Cup	AM	9	243.7	13	243.7	15	243.2	12	242.6	11	242.6	16	243.2
16	14 Ghinzani Arco Motorsport	ITA	Maurizio Fondi	ITA	Laura Van den Hengel	NLD	Porsche 992 GT3 Cup	AM	10	243.2	12	241.6	14	241.6	19	241.0	11	240.5	13	241.6
17	52 Q1-trackracing	BEL	Xander Przybylak	BEL	Laurent Vandervelde	BEL	Porsche 992 GT3 Cup	AM	11	243.2	13	243.2	20	242.6	8	242.6	17	242.1	6	242.8
18	77 EST1 Racing	EST	Jori Ala-Jyrä	FIN	Indrek Jaaska	EST	Porsche 992 GT3 Cup	AM	12	242.1	6	242.1	8	242.1	17	242.1	19	241.0	7	241.9
19	007 Street-Art Racing	BEL	Jayan Fazal-Karim	FRA	Julien Darras	FRA	Aston Martin Vantage AMR	TPH	1	230.7	7	230.2	11	230.2	16	230.2	19	229.7	6	230.2
20	99 Lionspeed GP	DEU	José García	ESP	Carlo Scholl	DEU	Porsche Cayman GT4 RS	TPH	2	228.8	7	228.3	6	227.8	5	227.3	8	226.4	9	227.7
21	68 GDL Racing	SMR	Samuele Bosio	ITA			Porsche 992 GT3 Cup	AM	13	61.4	1									61.4
22	65 GDL Racing	SMR	Mario Cordoni	ITA			Porsche 992 GT3 Cup	AM	14	39.7	1									39.7





Paul Ricard
GT Cup Europe
Race - 1

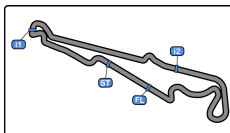
Fastest Laps Sequence

Paul Ricard 5.822 m.



Lap	Time of Day	Session Time	N° Entrant/Team	Nat	Driver 1	Nat	Driver 2	Nat	Vehicle	Cat	Time	Km/h
5	18:05:39.298	16:38.298	19 Mertel Motorsport	DEU	Stefano Bozzoni	ITA	Fernando Navarrete	ESP	Ferrari 488 Challenge Evo	AM	2:09.852	161.4
6	18:07:50.650	18:49.650	80 Mertel Motorsport	DEU	Iván Velasco	ESP	Jorge Cabezas	ESP	Ferrari 488 Challenge Evo	PROAM	2:09.485	161.8
7	18:09:58.651	20:57.651	19 Mertel Motorsport	DEU	Stefano Bozzoni	ITA	Fernando Navarrete	ESP	Ferrari 488 Challenge Evo	AM	2:09.459	161.8
8	18:12:07.821	23:06.821	19 Mertel Motorsport	DEU	Stefano Bozzoni	ITA	Fernando Navarrete	ESP	Ferrari 488 Challenge Evo	AM	2:09.170	162.2
10	18:18:04.538	29:03.538	78 ZRS Motorsport	ITA	Davide Scannicchio	ITA	Fabio Babini	ITA	Porsche 992 GT3 Cup	PROAM	2:08.036	163.6
16	18:30:56.731	41:55.731	78 ZRS Motorsport	ITA	Davide Scannicchio	ITA	Fabio Babini	ITA	Porsche 992 GT3 Cup	PROAM	2:07.910	163.8





Paul Ricard
GT Cup Europe
Race - 1

Event Best Maximum Speed

Paul Ricard 5.822 m



N°	Entrant/Team	Nat	Driver 1	Nat	Driver 2	Nat	Vehicle	Cat	Km/h	Session
80	Mertel Motorsport	DEU	Iván Velasco	ESP	Jorge Cabezas	ESP	Ferrari 488 Challenge Evo	PROAM	251.7	Free Practice - 1
19	Mertel Motorsport	DEU	Stefano Bozzoni	ITA	Fernando Navarrete	ESP	Ferrari 488 Challenge Evo	AM	251.1	Free Practice - 1
81	Mertel Motorsport	DEU	Luca Ludwig	DEU	Steven Liquorish	GBR	Ferrari 488 Challenge Evo	PROAM	250.0	Qualifying - 1 Driver - 1
69	Kessel Racing	CHE	Alexandre Bochez	CHE	Mikaël Bochez	CHE	Ferrari 488 Challenge Evo	AM	250.0	Qualifying - 1 Driver - 1
70	GDL Racing	SMR	Roberto Bosio	ITA			Porsche 911 GT3 Cup gen 2	AM	248.2	Qualifying - 1 Driver - 1
44	Eugenio Pisani / SP Racing	ITA	Eugenio Pisani	ITA	Stefano Zanini	MCO	Porsche 911 GT3 Cup gen 2	PROAM	248.2	Qualifying - 1 Driver - 1
17	Rossocorsa Racing	ITA	Lorenzo Innocenti	ITA	Andrea Belicchi	ITA	Ferrari 488 Challenge Evo	PROAM	246.5	Race - 1
55	Q1-trackracing	BEL	Gustavo Condé	BRA	H. Mello	BRA	Porsche 992 GT3 Cup	AM	246.5	Race - 1
47	EST1 Racing	EST	Alex Reimann	EST			Porsche 992 GT3 Cup	AM	246.0	Qualifying - 1 Driver - 1
52	Q1-trackracing	BEL	Xander Przybylak	BEL	Laurent Vandervelde	BEL	Porsche 992 GT3 Cup	AM	246.0	Qualifying - 1 Driver - 1
21	Camil Perian / R01 Racing by Varu Nicu	ROU	Florin Tincescu	ROU			Porsche 911 GT3 Cup gen 2	AM	246.0	Qualifying - 1 Driver - 1
78	ZRS Motorsport	ITA	Davide Scannicchio	ITA	Fabio Babini	ITA	Porsche 992 GT3 Cup	PROAM	246.0	Race - 1
16	Volcano Motorsport	ESP	Evgenii Leonov	IND			Porsche 992 GT3 Cup	PROAM*	245.4	Free Practice - 1
11	Eugenio Pisani / SP Racing	ITA	Fabio Fabiani	ITA	Stefano Zerbi	ITA	Porsche 911 GT3 Cup gen 2	AM	244.8	Qualifying - 1 Driver - 1
67	GDL Racing	SMR	Gianluca De Lorenzi	ITA	Stefano Borghi	ITA	Porsche 992 GT3 Cup	AM	244.3	Free Practice - 1
65	GDL Racing	SMR	Mario Cordoni	ITA			Porsche 992 GT3 Cup	AM	243.7	Qualifying - 1 Driver - 1
57	Q1-trackracing	BEL	Quentin Antonel	FRA	Nicolas Vandierendonck	BEL	Porsche 992 GT3 Cup	AM*	243.7	Qualifying - 1 Driver - 1
77	EST1 Racing	EST	Jori Ala-Jyrä	FIN	Indrek Jaaska	EST	Porsche 992 GT3 Cup	AM	243.2	Qualifying - 1 Driver - 1
68	GDL Racing	SMR	Samuele Bosio	ITA			Porsche 992 GT3 Cup	AM	243.2	Qualifying - 1 Driver - 1
14	Ghinzani Arco Motorsport	ITA	Maurizio Fondi	ITA	Laura Van den Hengel	NLD	Porsche 992 GT3 Cup	AM	243.2	Race - 1
007	Street-Art Racing	BEL	Jayan Fazal-Karim	FRA	Julien Darras	FRA	Aston Martin Vantage AMR	TPH	232.2	Qualifying - 1 Driver - 1
99	Lionspeed GP	DEU	José García	ESP	Carlo Scholl	DEU	Porsche Cayman GT4 RS	TPH	228.8	Race - 1



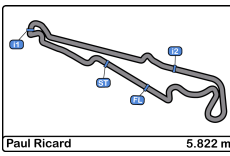


Paul Ricard
GT Cup Europe
Race - 1
Lap Chart

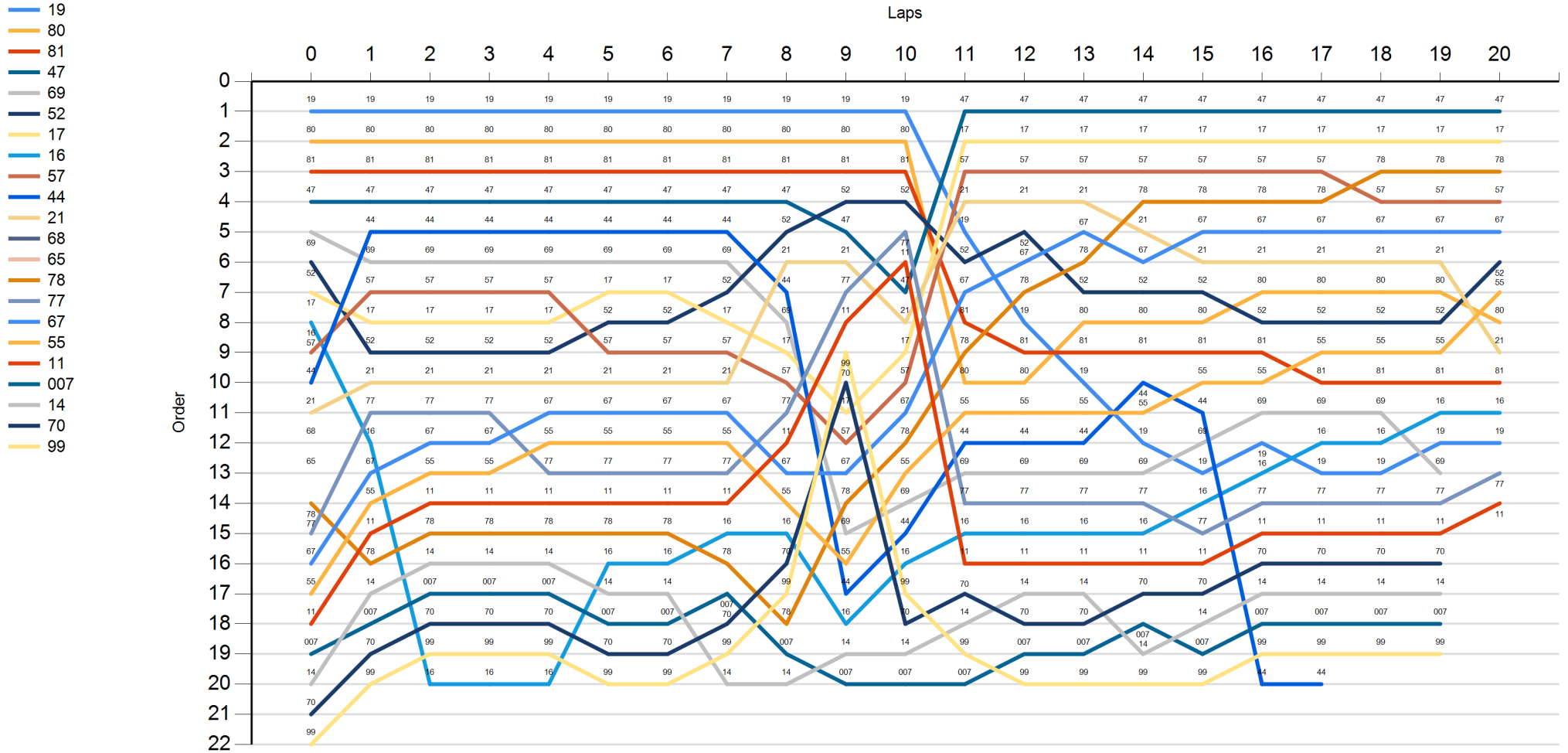


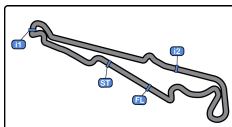
		LAP																				
Nr	Po	Grid	1	2	3	4	5	6	7	8	9	10	11	12	13	14	15	16	17	18	19	20
19	1	19	19	19	19	19	19	19	19	19	19	19	47	47	47	47	47	47	47	47	47	47
80	2	80	80	80	80	80	80	80	80	80	80	80	17	17	17	17	17	17	17	17	17	17
81	3	81	81	81	81	81	81	81	81	81	81	81	57	57	57	57	57	57	57	78	78	78
47	4	47	47	47	47	47	47	47	47	47	52	52	21	21	21	78	78	78	78	57	57	57
69	5	69	44	44	44	44	44	44	44	52	47	77	19	52	67	21	67	67	67	67	67	67
52	6	52	69	69	69	69	69	69	69	21	21	11	52	67	78	67	21	21	21	21	21	52
17	7	17	57	57	57	57	17	17	52	44	77	47	67	78	52	52	52	80	80	80	80	55
16	8	16	17	17	17	17	52	52	17	69	11	21	81	19	80	80	80	52	52	52	52	80
57	9	57	52	52	52	52	57	57	57	17	99	17	78	81	81	81	81	81	55	55	55	21
44	10	44	21	21	21	21	21	21	21	57	70	57	80	80	19	44	55	55	81	81	81	81
21	11	21	77	77	77	67	67	67	67	77	17	67	55	55	55	55	44	69	69	69	16	16
68	12	68	16	67	67	55	55	55	55	11	57	78	44	44	44	19	69	19	16	16	19	19
65	13	65	67	55	55	77	77	77	77	67	67	55	69	69	69	69	19	16	19	19	69	77
78	14	78	55	11	11	11	11	11	11	55	78	69	77	77	77	77	16	77	77	77	77	11
77	15	77	11	78	78	78	78	78	16	16	69	44	16	16	16	16	77	11	11	11	11	
67	16	67	78	14	14	14	16	16	78	70	55	16	11	11	11	11	11	70	70	70	70	
55	17	55	14	007	007	007	14	14	007	99	44	99	70	14	14	70	70	14	14	14	14	
11	18	11	007	70	70	70	007	007	70	78	16	70	14	70	70	007	14	007	007	007	007	
007	19	007	70	99	99	99	70	70	99	007	14	14	99	007	007	14	007	99	99	99	99	
14	20	14	99	16	16	16	99	99	14	14	007	007	007	99	99	99	99	44	44			
70	21	70																				
99	22	99																				





Paul Ricard
GT Cup Europe
Race - 1
Graphic Lap Chart





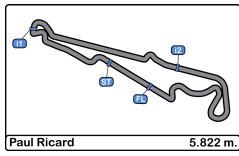
Paul Ricard
GT Cup Europe
Race - 1
Pit Stop Analysis

Paul Ricard 5.822 m.



Ord	Nr.	In Day Time	Entrant/Team	Nat	Driver 1	Nat	Driver 2	Nat	Vehicle	Cat	In Time	Stop N°	Pit Time	Handicap	Diff.
1	78	18:10:21.195	ZRS Motorsport	ITA	<u>Davide Scannicchio</u>	ITA	Fabio Babini	ITA	Porsche 992 GT3 Cup	PROAM	21:19.761	1	1:10.897	1:10	
2	14	18:10:33.063	Ghinzani Arco Motorsport	ITA	<u>Maurizio Fondi</u>	ITA	Laura Van den Hengel	NLD	Porsche 992 GT3 Cup	AM	21:31.628	1	1:33.763	1:10	
3	44	18:12:17.162	Eugenio Pisani / SP Racing	ITA	Eugenio Pisani	ITA	<u>Stefano Zanini</u>	MCO	Porsche 911 GT3 Cup gen 2	PROAM	23:15.728	1	1:35.655	1:10	
4	69	18:12:19.006	Kessel Racing	CHE	Alexandre Bochez	CHE	<u>Mikaël Bochez</u>	CHE	Ferrari 488 Challenge Evo	AM	23:17.572	1	1:27.103	1:25	
5	17	18:12:20.053	Rossocorsa Racing	ITA	<u>Lorenzo Innocenti</u>	ITA	Andrea Belicchi	ITA	Ferrari 488 Challenge Evo	PROAM	23:18.618	1	1:15.268	1:15	
6	57	18:12:21.169	Q1-trackracing	BEL	Quentin Antonel	FRA	<u>Nicolas Vandierendonck</u>	BEL	Porsche 992 GT3 Cup	AM*	23:19.735	1	1:13.496	1:10	
7	67	18:12:28.756	GDL Racing	SMR	Gianluca De Lorenzi	ITA	<u>Stefano Borghi</u>	ITA	Porsche 992 GT3 Cup	AM	23:27.321	1	1:12.029	1:10	
8	55	18:12:30.636	Q1-trackracing	BEL	<u>Gustavo Condé</u>	BRA	H. Mello	BRA	Porsche 992 GT3 Cup	AM	23:29.201	1	1:17.241	1:10	
9	16	18:12:32.380	Volcano Motorsport	ESP	Evgenii Leonov	IND			Porsche 992 GT3 Cup	PROAM*	23:30.946	2	1:37.666	1:35	
10	007	18:12:46.365	Street-Art Racing	BEL	Jayan Fazal-Karim	FRA	<u>Julien Darras</u>	FRA	Aston Martin Vantage AMR	TPH	23:44.930	1	1:32.152	1:10	
11	47	18:14:22.533	EST1 Racing	EST	Alex Reimann	EST			Porsche 992 GT3 Cup	AM	25:21.099	1	1:15.509	1:10	
12	21	18:14:32.731	Camil Perian / R01 Racing by Va	ROU	Florin Tincescu	ROU			Porsche 911 GT3 Cup gen 2	AM	25:31.296	1	1:11.421	1:10	
13	70	18:15:09.316	GDL Racing	SMR	Roberto Bosio	ITA			Porsche 911 GT3 Cup gen 2	AM	26:07.882	1	1:25.402	1:10	
14	19	18:16:24.850	Mertel Motorsport	DEU	Stefano Bozzoni	ITA	<u>Fernando Navarrete</u>	ESP	Ferrari 488 Challenge Evo	AM	27:23.416	1	1:26.659	1:10	
15	80	18:16:28.060	Mertel Motorsport	DEU	Iván Velasco	ESP	<u>Jorge Cabezas</u>	ESP	Ferrari 488 Challenge Evo	PROAM	27:26.626	1	1:37.704	1:30	
16	81	18:16:28.761	Mertel Motorsport	DEU	<u>Luca Ludwig</u>	DEU	Steven Liquorish	GBR	Ferrari 488 Challenge Evo	PROAM	27:27.327	1	1:25.807	1:10	
17	52	18:16:37.911	Q1-trackracing	BEL	<u>Xander Przybylak</u>	BEL	Laurent Vanderveelde	BEL	Porsche 992 GT3 Cup	AM	27:36.477	1	1:18.684	1:20	-1.316
18	77	18:16:57.314	EST1 Racing	EST	<u>Jori Ala-Jyrä</u>	FIN	Indrek Jaaska	EST	Porsche 992 GT3 Cup	AM	27:55.880	1	1:15.759	1:10	
19	11	18:17:02.781	Eugenio Pisani / SP Racing	ITA	<u>Fabio Fabiani</u>	ITA	Stefano Zerbi	ITA	Porsche 911 GT3 Cup gen 2	AM	28:01.346	1	1:26.183	1:10	
20	99	18:17:25.673	Lionspeed GP	DEU	José García	ESP	<u>Carlo Scholl</u>	DEU	Porsche Cayman GT4 RS	TPH	28:24.239	1	1:33.318	1:10	
21	44	18:34:19.447	Eugenio Pisani / SP Racing	ITA	Eugenio Pisani	ITA	<u>Stefano Zanini</u>	MCO	Porsche 911 GT3 Cup gen 2	PROAM	45:18.013	2	1:51.302	1:10	

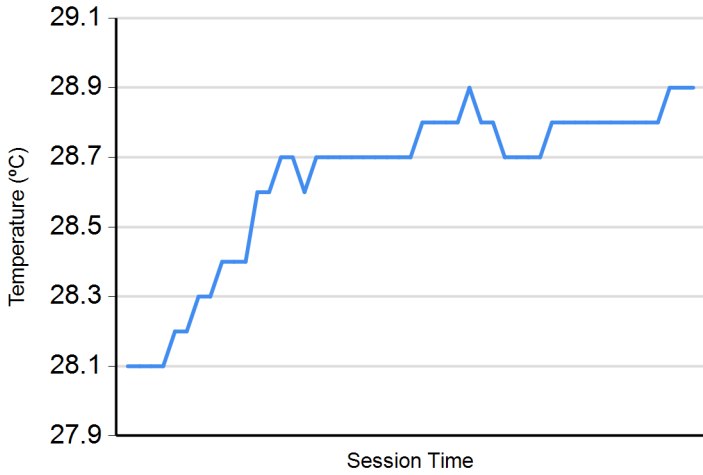




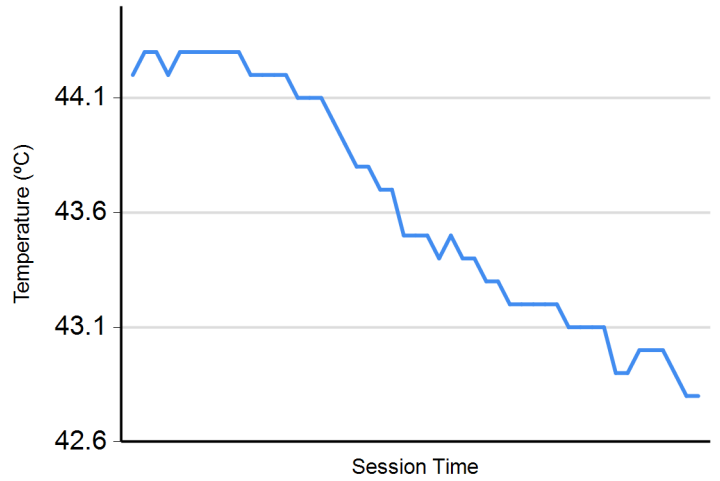
Paul Ricard
GT Cup Europe
Race - 1
Weather Report



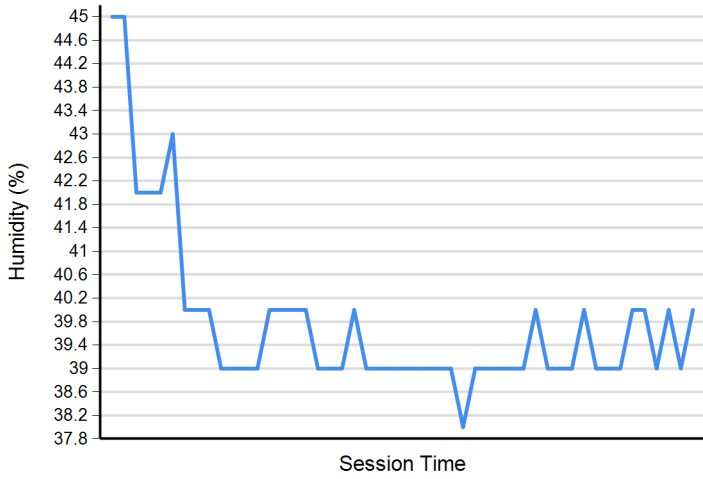
Air Temperature



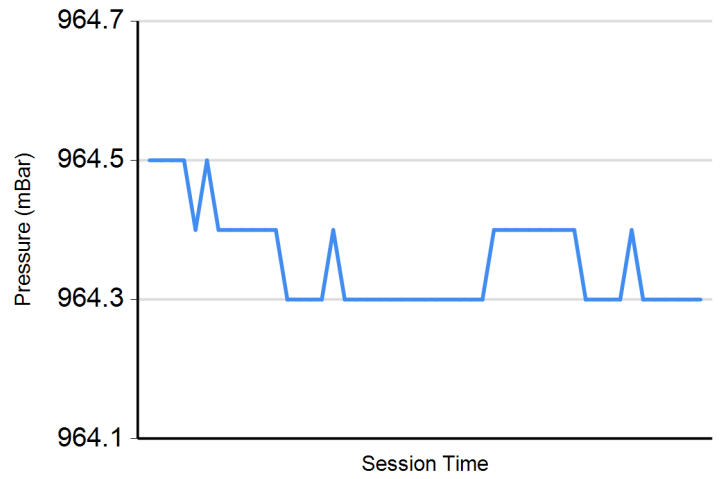
Track Temperature



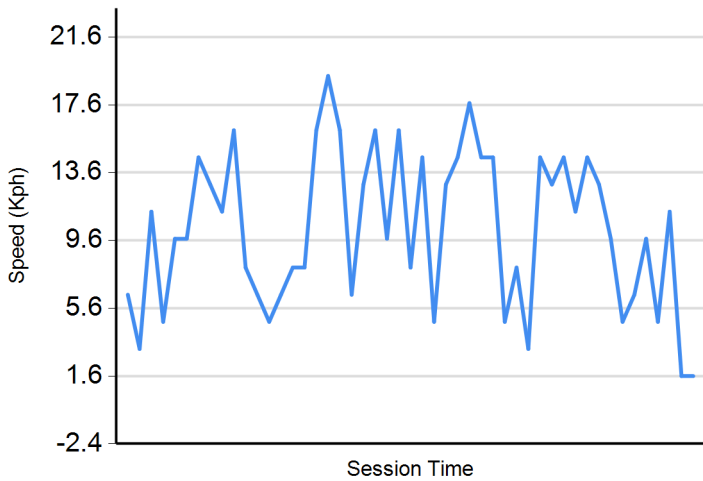
Humidity



Pressure



Wind Speed



Wind direction

North = 0°/360° Est = 90° South = 180° West = 270°

