

Paul Ricard
GT Cup Europe
Qualifying - 1 Driver - 1
Provisional Results



Paul Ricard 5.822 m

Cls	N°	Entrant/Team	Nat	Driver 1	Nat	Driver 2	Nat	Vehicle	Cat	Cls	Laps	Best	Time	Gap	Interval	Km/h
1	19	Mertel Motorsport	DEU	Stefano Bozzoni	ITA	Fernando Navarrete	ESP	Ferrari 488 Challenge Evo	AM	1	5	4	2:06.821			165.2
2	80	Mertel Motorsport	DEU	Iván Velasco	ESP	Jorge Cabezas	ESP	Ferrari 488 Challenge Evo	PROAM	1	5	4	2:06.885	0.064	0.064	165.1
3	81	Mertel Motorsport	DEU	Luca Ludwig	DEU	Steven Liquorish	GBR	Ferrari 488 Challenge Evo	PROAM	2	5	2	2:06.942	0.121	0.057	165.1
4	47	EST1 Racing	EST	Alex Reimann	EST			Porsche 992 GT3 Cup	AM	2	4	3	2:07.791	0.970	0.849	164.0
5	69	Kessel Racing	CHE	Alexandre Bochez	CHE	Mikaël Bochez	CHE	Ferrari 488 Challenge Evo	AM	3	10	9	2:08.677	1.856	0.886	162.8
6	52	Q1-trackracing	BEL	Xander Przybylak	BEL	Laurent Vandervelde	BEL	Porsche 992 GT3 Cup	AM	4	9	7	2:08.711	1.890	0.034	162.8
7	17	Rossocorsa Racing	ITA	Lorenzo Ferdinando Innocenti	ITA	Andrea Belicchi	ITA	Ferrari 488 Challenge Evo	PROAM	3	10	8	2:08.935	2.114	0.224	162.5
8	16	Volcano Motorsport	ESP	Evgenii Leonov	IND			Porsche 992 GT3 Cup	PROAM*	4	9	7	2:08.944	2.123	0.009	162.5
9	57	Q1-trackracing	BEL	Quentin Antonel	FRA	Nicolas Vandierendonck	BEL	Porsche 992 GT3 Cup	AM*	5	9	5	2:09.241	2.420	0.297	162.1
10	44	Eugenio Pisani / SP Racing	ITA	Eugenio Pisani	ITA	Stefano Zanini	MCO	Porsche 911 GT3 Cup gen 2	PROAM	5	8	4	2:09.591	2.770	0.350	161.7
11	21	Camil Perian / R01 Racing by Varu Nicu	ROU	Florin Tincescu	ROU			Porsche 911 GT3 Cup gen 2	AM	6	7	2	2:09.630	2.809	0.039	161.6
12	68	GDL Racing	SMR	Samuele Bosio	ITA			Porsche 992 GT3 Cup	AM	7	7	6	2:09.777	2.956	0.147	161.5
13	65	GDL Racing	SMR	Mario Cordoni	ITA			Porsche 992 GT3 Cup	AM	8	6	5	2:10.111	3.290	0.334	161.0
14	78	ZRS Motorsport	ITA	Davide Scannicchio	ITA	Fabio Babini	ITA	Porsche 992 GT3 Cup	PROAM	6	10	7	2:10.780	3.959	0.669	160.2
15	77	EST1 Racing	EST	Jori Ala-Jyrä	FIN	Indrek Jaaska	EST	Porsche 992 GT3 Cup	AM	9	10	7	2:10.884	4.063	0.104	160.1
16	67	GDL Racing	SMR	Gianluca De Lorenzi	ITA	Stefano Borghi	ITA	Porsche 992 GT3 Cup	AM	10	7	4	2:11.090	4.269	0.206	159.8
17	55	Q1-trackracing	BEL	Gustavo Condé	BRA	H. Mello	BRA	Porsche 992 GT3 Cup	AM	11	10	9	2:11.447	4.626	0.357	159.4
18	11	Eugenio Pisani / SP Racing	ITA	Fabio Fabiani	ITA	Stefano Zerbi	ITA	Porsche 911 GT3 Cup gen 2	AM	12	7	5	2:11.473	4.652	0.026	159.4
19	007	Street-Art Racing	BEL	Jayan Fazal-Karim	FRA	Julien Darras	FRA	Aston Martin Vantage AMR	TPH	1	7	4	2:12.031	5.210	0.558	158.7
20	14	Ghinzani Arco Motorsport	ITA	Maurizio Fondi	ITA	Laura Van den Hengel	NLD	Porsche 992 GT3 Cup	AM	13	10	8	2:14.513	7.692	2.482	155.8
21	70	GDL Racing	SMR	Roberto Bosio	ITA			Porsche 911 GT3 Cup gen 2	AM	14	8	2	2:14.718	7.897	0.205	155.5
22	99	Lionspeed GP	DEU	José García	ESP	Carlo Scholl	DEU	Porsche Cayman GT4 RS	TPH	2	8	4	2:14.916	8.095	0.198	155.3

*** PENALTIES**

- CAR 1007 TIME 2:14.022 DELETED TRACK LIMITS AT T 10
- CAR 19 TIME 2:07.900 DELETED TRACK LIMITS AT T 7
- CAR 99 TIME 2:14.708 DELETED TRACK LIMITS AT T 10
- CAR 65 TIME 2:10.662 DELETED TRACK LIMITS AT T 7
- CAR 17 TIME 2:09.092 DELETED TRACK LIMITS AT T 7
- CAR 78 TIME 2:12.446 DELETED TRACK LIMITS AT T 7 AND T 10
- CAR 55 TIME 2:13.899 DELETED TRACK LIMITS AT T 10
- CAR 69 TIME 2:10.211 DELETED TRACK LIMITS AT T 10
- CAR 21 TIME 2:09.162 DELETED TRACK LIMITS AT T 10
- CAR 65 TIME 2:09.276 DELETED TRACK LIMITS AT T 10

Published at:.....

Track Temp: 42.2 °C Air Temp: 29.1 °C Humidity: 28 % Track Status: DRY

Race Director:

Timekeeper:

Luis García

JOB-1605-ESP/M





Paul Ricard
GT Cup Europe
Qualifying - 1 Driver - 1



Paul Ricard 5.822 m

Provisional Results

- CAR 81 TIME 2:06.796 DELETED TRACK LIMITS AT T 10
- CAR 11 TIME 2:11.558 DELETED TRACK LIMITS AT T 10
- CAR 14 TIME 2:16.019 DELETED TRACK LIMITS AT T 7
- CAR 68 TIME 2:10.158 DELETED TRACK LIMITS AT T 7
- CAR 70 TIME 2:15.411 DELETED TRACK LIMITS AT T 7
- CAR 81 TIME 2:15.531 DELETED TRACK LIMITS AT T 7
- CAR 57 TIME 2:09.654 DELETED CUTTING T4
- CAR 67 TIME 2:11.419 DELETED TRACK LIMITS AT T 10
- CAR 78 TIME 2:11.746 DELETED TRACK LIMITS AT T 7 AND 10
- CAR 14 TIME 2:14.512 DELETED TRACK LIMITS AT T 7
- CAR 17 TIME 2:09.008 DELETED TRACK LIMITS AT T 7
- CAR 1007 TIME 2:12.583 DELETED TRACK LIMITS AT T 10
- CAR 78 TIME 2:11.150 DELETED TRACK LIMITS AT T 10
- CAR 70 TIME 2:14.829 DELETED TRACK LIMITS AT T 7
- CAR 57 TIME 2:09.155 DELETED TRACK LIMITS AT T 10

Published at:.....

Track Temp: **42.2 °C** Air Temp: **29.1 °C** Humidity: **28 %** Track Status: **DRY**

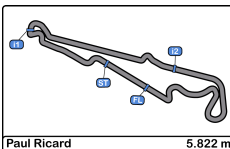
Race Director:

Timekeeper:

Luis Garcia

JOB-1605-ESP/M





Paul Ricard
GT Cup Europe
Qualifying - 1 Driver - 1
Provisional Results by Category



AM																
Cls	N°	Entrant/Team	Nat	Driver 1	Nat	Driver 2	Nat	Vehicle	Cat	Cls	Laps	Best	Time	Gap	Interval	Km/h
1	19	Mertel Motorsport	DEU	Stefano Bozzoni	ITA	Fernando Navarrete	ESP	Ferrari 488 Challenge Evo	AM	1	5	4	2:06.821			165.2
2	47	EST1 Racing	EST	Alex Reimann	ITA			Porsche 992 GT3 Cup	AM	2	4	3	2:07.791	0.970	0.970	164.0
3	69	Kessel Racing	CHE	Alexandre Bochez	CHE	Mikaël Bochez	CHE	Ferrari 488 Challenge Evo	AM	3	10	9	2:08.677	1.856	0.886	162.8
4	52	Q1-trackracing	BEL	Xander Przybylak	BEL	Laurent Vandervelde	BEL	Porsche 992 GT3 Cup	AM	4	9	7	2:08.711	1.890	0.034	162.8
5	57	Q1-trackracing	BEL	Quentin Antyonel	FRA	Nicolas Vandierendonck	BEL	Porsche 992 GT3 Cup	AM*	5	9	5	2:09.241	2.420	0.530	162.1
6	21	Camil Perian / R01 Racing by Varu Nicu	ROU	Florin Tincescu	ROU			Porsche 911 GT3 Cup gen 2	AM	6	7	2	2:09.630	2.809	0.389	161.6
7	68	GDL Racing	SMR	Samuele Bosio	ITA			Porsche 992 GT3 Cup	AM	7	7	6	2:09.777	2.956	0.147	161.5
8	65	GDL Racing	SMR	Mario Cordoni	ITA			Porsche 992 GT3 Cup	AM	8	6	5	2:10.111	3.290	0.334	161.0
9	77	EST1 Racing	EST	Jori Ala-Jyrä	FRA	Indrek Jaaska	EST	Porsche 992 GT3 Cup	AM	9	10	7	2:10.884	4.063	0.773	160.1
10	67	GDL Racing	SMR	Gianluca De Lorenzi	ITA	Stefano Borghi	ITA	Porsche 992 GT3 Cup	AM	10	7	4	2:11.090	4.269	0.206	159.8
11	55	Q1-trackracing	BEL	Gustavo Condé	BRA	H. Mello	BRA	Porsche 992 GT3 Cup	AM	11	10	9	2:11.447	4.626	0.357	159.4
12	11	Eugenio Pisani / SP Racing	ITA	Fabio Fabiani	ITA	Stefano Zerbi	ITA	Porsche 911 GT3 Cup gen 2	AM	12	7	5	2:11.473	4.652	0.026	159.4
13	14	Ghinzani Arco Motorsport	ITA	Maurizio Fondi	ITA	Laura Van den Hengel	NLD	Porsche 992 GT3 Cup	AM	13	10	8	2:14.513	7.692	3.040	155.8
14	70	GDL Racing	SMR	Roberto Bosio	ITA			Porsche 911 GT3 Cup gen 2	AM	14	8	2	2:14.718	7.897	0.205	155.5

PROAM																
Cls	N°	Entrant/Team	Nat	Driver 1	Nat	Driver 2	Nat	Vehicle	Cat	Cls	Laps	Best	Time	Gap	Interval	Km/h
1	80	Mertel Motorsport	DEU	Iván Velasco	ESP	Jorge Cabezas	ESP	Ferrari 488 Challenge Evo	PROAM	1	5	4	2:06.885			165.1
2	81	Mertel Motorsport	DEU	Luca Ludwig	DEU	Steven Liquorish	GBR	Ferrari 488 Challenge Evo	PROAM	2	5	2	2:06.942	0.057	0.057	165.1
3	17	Rosscorsa Racing	ITA	Lorenzo Ferdinando Innocenti	ITA	Andrea Belicchi	ITA	Ferrari 488 Challenge Evo	PROAM	3	10	8	2:08.935	2.050	1.993	162.5
4	16	Volcano Motorsport	ESP	Evgenii Leonov	IND			Porsche 992 GT3 Cup	PROAM*	4	9	7	2:08.944	2.059	0.009	162.5
5	44	Eugenio Pisani / SP Racing	ITA	Eugenio Pisani	ITA	Stefano Zanini	MCO	Porsche 911 GT3 Cup gen 2	PROAM	5	8	4	2:09.591	2.706	0.647	161.7
6	78	ZRS Motorsport	ITA	Davide Scannicchio	ITA	Fabio Babini	ITA	Porsche 992 GT3 Cup	PROAM	6	10	7	2:10.780	3.895	1.189	160.2

TPH																
Cls	N°	Entrant/Team	Nat	Driver 1	Nat	Driver 2	Nat	Vehicle	Cat	Cls	Laps	Best	Time	Gap	Interval	Km/h
1	007	Street-Art Racing	BEL	Jayan Fazal-Karim	FRA	Julien Darras	FRA	Aston Martin Vantage AMR	TPH	1	7	4	2:12.031			158.7
2	99	Lionspeed GP	DEU	José García	ESP	Carlo Scholl	DEU	Porsche Cayman GT4 RS	TPH	2	8	4	2:14.916	2.885	2.885	155.3

*** PENALTIES**

CAR 1007 TIME 2:14.022 DELETED TRACK LIMITS AT T 10

CAR 19 TIME 2:07.900 DELETED TRACK LIMITS AT T 7

CAR 99 TIME 2:14.708 DELETED TRACK LIMITS AT T 10

Published at:.....

Track Temp: 42.2 °C Air Temp: 29.1 °C Humidity: 28 % Track Status: DRY

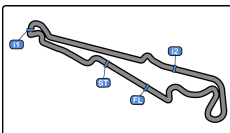
Race Director:

Timekeeper:

Luis García

JOB-1605-ESP/M





Paul Ricard
GT Cup Europe
Qualifying - 1 Driver - 1



Provisional Results by Category

Paul Ricard 5.822 m

- CAR 65 TIME 2:10.662 DELETED TRACK LIMITS AT T 7
- CAR 17 TIME 2:09.092 DELETED TRACK LIMITS AT T 7
- CAR 78 TIME 2:12.446 DELETED TRACK LIMITS AT T 7 AND T 10
- CAR 55 TIME 2:13.899 DELETED TRACK LIMITS AT T 10
- CAR 69 TIME 2:10.211 DELETED TRACK LIMITS AT T 10
- CAR 21 TIME 2:09.162 DELETED TRACK LIMITS AT T 10
- CAR 65 TIME 2:09.276 DELETED TRACK LIMITS AT T 10
- CAR 81 TIME 2:06.796 DELETED TRACK LIMITS AT T 10
- CAR 11 TIME 2:11.558 DELETED TRACK LIMITS AT T 10
- CAR 14 TIME 2:16.019 DELETED TRACK LIMITS AT T 7
- CAR 68 TIME 2:10.158 DELETED TRACK LIMITS AT T 7
- CAR 70 TIME 2:15.411 DELETED TRACK LIMITS AT T 7
- CAR 81 TIME 2:15.531 DELETED TRACK LIMITS AT T 7
- CAR 57 TIME 2:09.654 DELETED CUTTING T4
- CAR 67 TIME 2:11.419 DELETED TRACK LIMITS AT T 10
- CAR 78 TIME 2:11.746 DELETED TRACK LIMITS AT T 7 AND 10
- CAR 14 TIME 2:14.512 DELETED TRACK LIMITS AT T 7
- CAR 17 TIME 2:09.008 DELETED TRACK LIMITS AT T 7
- CAR 1007 TIME 2:12.583 DELETED TRACK LIMITS AT T 10
- CAR 78 TIME 2:11.150 DELETED TRACK LIMITS AT T 10
- CAR 70 TIME 2:14.829 DELETED TRACK LIMITS AT T 7
- CAR 57 TIME 2:09.155 DELETED TRACK LIMITS AT T 10

Published at:.....

Track Temp: **42.2 °C** Air Temp: **29.1 °C** Humidity: **28 %** Track Status: **DRY**

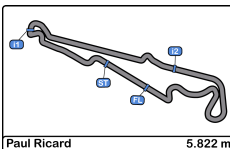
Race Director:

Timekeeper:

Luis Garcia

JOB-1605-ESP/M





Paul Ricard
GT Cup Europe
Qualifying - 1 Driver - 1
Provisional Results by Class



GT Open Cup Europe																
Cls	N°	Entrant/Team	Nat	Driver 1	Nat	Driver 2	Nat	Vehicle	Cat	Cls	Laps	Best	Time	Gap	Interval	Km/h
1	19	Mertel Motorsport	DEU	Stefano Bozzoni	ITA	Fernando Navarrete	ESP	Ferrari 488 Challenge Evo	GT Cup	1	5	4	2:06.821			165.2
2	80	Mertel Motorsport	DEU	Iván Velasco	ESP	Jorge Cabezas	ESP	Ferrari 488 Challenge Evo	GT Cup	2	5	4	2:06.885	0.064	0.064	165.1
3	81	Mertel Motorsport	DEU	Luca Ludwig	GBR	Steven Liquorish	GBR	Ferrari 488 Challenge Evo	GT Cup	3	5	2	2:06.942	0.121	0.057	165.1
4	47	EST1 Racing	EST	Alex Reimann	EST			Porsche 992 GT3 Cup	GT Cup	4	4	3	2:07.791	0.970	0.849	164.0
5	69	Kessel Racing	CHE	Alexandre Bochez	CHE	Mikaël Bochez	CHE	Ferrari 488 Challenge Evo	GT Cup	5	10	9	2:08.677	1.856	0.886	162.8
6	52	Q1-trackracing	BEL	Xander Przybylak	BEL	Laurent Vandervelde	BEL	Porsche 992 GT3 Cup	GT Cup	6	9	7	2:08.711	1.890	0.034	162.8
7	17	Rosscorsa Racing	ITA	Lorenzo Ferdinando Innocenti	ITA	Andrea Belicchi	ITA	Ferrari 488 Challenge Evo	GT Cup	7	10	8	2:08.935	2.114	0.224	162.5
8	16	Volcano Motorsport	ESP	Evgenii Leonov	IND			Porsche 992 GT3 Cup	GT Cup*	8	9	7	2:08.944	2.123	0.009	162.5
9	57	Q1-trackracing	BEL	Quentin Antonel	FRA	Nicolas Vandierendonck	BEL	Porsche 992 GT3 Cup	GT Cup*	9	9	5	2:09.241	2.420	0.297	162.1
10	44	Eugenio Pisani / SP Racing	ITA	Eugenio Pisani	ITA	Stefano Zanini	MCO	Porsche 911 GT3 Cup gen 2	GT Cup	10	8	4	2:09.591	2.770	0.350	161.7
11	21	Camil Perian / R01 Racing by Varu Nicu	ROU	Florin Tincescu	ROU			Porsche 911 GT3 Cup gen 2	GT Cup	11	7	2	2:09.630	2.809	0.039	161.6
12	68	GDL Racing	SMR	Samuele Bosio	ITA			Porsche 992 GT3 Cup	GT Cup	12	7	6	2:09.777	2.956	0.147	161.5
13	65	GDL Racing	SMR	Mario Cordoni	ITA			Porsche 992 GT3 Cup	GT Cup	13	6	5	2:10.111	3.290	0.334	161.0
14	78	ZRS Motorsport	ITA	Davide Scannicchio	ITA	Fabio Babini	ITA	Porsche 992 GT3 Cup	GT Cup	14	10	7	2:10.780	3.959	0.669	160.2
15	77	EST1 Racing	EST	Jori Ala-Jyrä	FIN	Indrek Jaaska	EST	Porsche 992 GT3 Cup	GT Cup	15	10	7	2:10.884	4.063	0.104	160.1
16	67	GDL Racing	SMR	Gianluca De Lorenzi	ITA	Stefano Borghi	ITA	Porsche 992 GT3 Cup	GT Cup	16	7	4	2:11.090	4.269	0.206	159.8
17	55	Q1-trackracing	BEL	Gustavo Condé	BRA	H. Mello	BRA	Porsche 992 GT3 Cup	GT Cup	17	10	9	2:11.447	4.626	0.357	159.4
18	11	Eugenio Pisani / SP Racing	ITA	Fabio Fabiani	ITA	Stefano Zerbi	ITA	Porsche 911 GT3 Cup gen 2	GT Cup	18	7	5	2:11.473	4.652	0.026	159.4
19	14	Ghinzani Arco Motorsport	ITA	Maurizio Fondi	ITA	Laura Van den Hengel	NLD	Porsche 992 GT3 Cup	GT Cup	19	10	8	2:14.513	7.692	3.040	155.8
20	70	GDL Racing	SMR	Roberto Bosio	ITA			Porsche 911 GT3 Cup gen 2	GT Cup	20	8	2	2:14.718	7.897	0.205	155.5

GT Cup Trophy																
Cls	N°	Entrant/Team	Nat	Driver 1	Nat	Driver 2	Nat	Vehicle	Cat	Cls	Laps	Best	Time	Gap	Interval	Km/h
1	007	Street-Art Racing	BEL	Jayan Fazal-Karim	FRA	Julien Darras	FRA	Aston Martin Vantage AMR	GT Cup	1	7	4	2:12.031			158.7
2	99	Lionspeed GP	DEU	José García	ESP	Carlo Scholl	DEU	Porsche Cayman GT4 RS	GT Cup	2	8	4	2:14.916	2.885	2.885	155.3

*** PENALTIES**

- CAR 1007 TIME 2:14.022 DELETED TRACK LIMITS AT T 10
- CAR 19 TIME 2:07.900 DELETED TRACK LIMITS AT T 7
- CAR 99 TIME 2:14.708 DELETED TRACK LIMITS AT T 10
- CAR 65 TIME 2:10.662 DELETED TRACK LIMITS AT T 7
- CAR 17 TIME 2:09.092 DELETED TRACK LIMITS AT T 7
- CAR 78 TIME 2:12.446 DELETED TRACK LIMITS AT T 7 AND T 10

Published at:.....

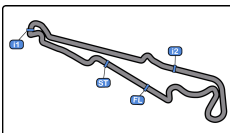
Track Temp: 42.2 °C Air Temp: 29.1 °C Humidity: 28 % Track Status: DRY

Race Director:

Timekeeper: Luis García

JOB-1605-ESP/M





Paul Ricard
GT Cup Europe
Qualifying - 1 Driver - 1



Provisional Results by Class

Paul Ricard 5.822 m.

- CAR 55 TIME 2:13.899 DELETED TRACK LIMITS AT T 10
- CAR 69 TIME 2:10.211 DELETED TRACK LIMITS AT T 10
- CAR 21 TIME 2:09.162 DELETED TRACK LIMITS AT T 10
- CAR 65 TIME 2:09.276 DELETED TRACK LIMITS AT T 10
- CAR 81 TIME 2:06.796 DELETED TRACK LIMITS AT T 10
- CAR 11 TIME 2:11.558 DELETED TRACK LIMITS AT T 10
- CAR 14 TIME 2:16.019 DELETED TRACK LIMITS AT T 7
- CAR 68 TIME 2:10.158 DELETED TRACK LIMITS AT T 7
- CAR 70 TIME 2:15.411 DELETED TRACK LIMITS AT T 7
- CAR 81 TIME 2:15.531 DELETED TRACK LIMITS AT T 7
- CAR 57 TIME 2:09.654 DELETED CUTTING T4
- CAR 67 TIME 2:11.419 DELETED TRACK LIMITS AT T 10
- CAR 78 TIME 2:11.746 DELETED TRACK LIMITS AT T 7 AND 10
- CAR 14 TIME 2:14.512 DELETED TRACK LIMITS AT T 7
- CAR 17 TIME 2:09.008 DELETED TRACK LIMITS AT T 7
- CAR 1007 TIME 2:12.583 DELETED TRACK LIMITS AT T 10
- CAR 78 TIME 2:11.150 DELETED TRACK LIMITS AT T 10
- CAR 70 TIME 2:14.829 DELETED TRACK LIMITS AT T 7
- CAR 57 TIME 2:09.155 DELETED TRACK LIMITS AT T 10

Published at:.....

Track Temp: **42.2 °C** Air Temp: **29.1 °C** Humidity: **28 %** Track Status: **DRY**

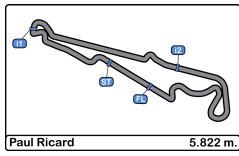
Race Director:

Timekeeper:

Luis Garcia

JOB-1605-ESP/M



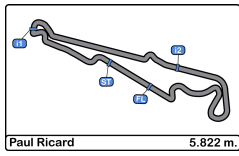


Paul Ricard
GT Cup Europe
Qualifying - 1 Driver - 1
Lap Analysis



11							19								
AM			Fabio Fabiani Porsche 911 GT3 Cup gen 2				AM			Stefano Bozzoni Ferrari 488 Challenge Evo					
AM			Stefano Zerbi Eugenio Pisani / SP Racing				AM			Fernando Navarrete Mertel Motorsport					
Lap	D	Time	Sector 1	Sector 2	Sector 3	T. Spd	Elapsed	Lap	D	Time	Sector 1	Sector 2	Sector 3	T. Spd	Elapsed
1	1	11:15:56.527	11:14:08.977	47.172	1:00.378	106.9	11:15:56.527	1	2	11:15:46.976	11:14:02.008	42.468	1:02.500	118.6	11:15:46.976
2	1	2:13.914	36.963	40.182	56.769	244.3	11:18:10.441	2	2	2:07.900	35.549	37.949	54.402	250.0	11:17:54.876
3	1	2:20.401	36.978	39.884	1:03.539	244.8	11:20:30.842	3	2	2:07.177	34.738	37.892	54.547	249.4	11:20:02.053
4	1	2:11.558	35.898	39.354	56.306	243.7	11:22:42.400	4	2	2:06.821	34.647	37.730	54.444	248.2	11:22:08.874
5	1	2:11.473	35.909	38.922	56.642	243.7	11:24:53.873	5	2	2:34.980 P	40.632	45.509	1:08.839	188.8	11:24:43.854
6	1	2:43.249	35.916	52.356	1:14.977	243.7	11:27:37.122	21							
7	1	2:30.256 P	36.140	39.147	1:14.969	242.6	11:30:07.378	AM			Florin Tincescu Porsche 911 GT3 Cup gen 2				
14							Camil Perian / R01 Racing by Varu								
AM			Maurizio Fondi Porsche 992 GT3 Cup				AM			Camil Perian / R01 Racing by Varu					
AM			Laura Van den Hengel Ghinzani Arco Motorsport				AM			Camil Perian / R01 Racing by Varu					
Lap	D	Time	Sector 1	Sector 2	Sector 3	T. Spd	Elapsed	Lap	D	Time	Sector 1	Sector 2	Sector 3	T. Spd	Elapsed
1	1	11:16:29.637	11:14:23.443	56.393	1:09.801	88.3	11:16:29.637	1	1	11:16:24.463	11:14:36.766	46.521	1:01.176	142.4	11:16:24.463
2	1	2:24.575	38.711	44.232	1:01.632	235.8	11:18:54.212	2	1	2:09.630	35.398	38.626	55.606	242.6	11:18:34.093
3	1	2:18.781	39.248	40.974	58.559	205.7	11:21:12.993	3	1	2:09.162	35.164	38.462	55.536	243.7	11:20:43.255
4	1	2:16.019	37.076	40.482	58.461	241.6	11:23:29.012	4	1	2:09.740	35.387	38.490	55.863	244.3	11:22:52.995
5	1	2:14.642	36.851	39.823	57.838	241.0	11:25:43.524	5	1	2:09.982	35.400	38.728	55.854	244.3	11:25:02.977
6	1	2:14.521	36.846	39.905	57.770	240.5	11:27:58.045	6	1	2:26.377	39.141	44.448	1:02.788	246.0	11:27:29.354
7	1	2:15.324	37.054	40.314	57.956	241.0	11:30:13.369	7	1	2:32.095 P	36.737	42.025	1:13.333	244.3	11:30:01.449
8	1	2:14.513	36.552	39.828	58.133	240.0	11:32:27.882	44							
9	1	2:23.582	39.605	43.196	1:00.781	200.0	11:34:51.464	PROAM			Eugenio Pisani Porsche 911 GT3 Cup gen 2				
10	1	3:15.471 P	51.666	55.502	1:28.303	141.5	11:38:06.935	PROAM			Stefano Zanini Eugenio Pisani / SP Racing				
Lap	D	Time	Sector 1	Sector 2	Sector 3	T. Spd	Elapsed	Lap	D	Time	Sector 1	Sector 2	Sector 3	T. Spd	Elapsed
1	2	11:15:55.628	11:14:08.232	46.459	1:00.937	104.9	11:15:55.628	1	2	11:15:55.628	11:14:08.232	46.459	1:00.937	104.9	11:15:55.628
2	2	2:13.744	36.969	39.786	56.989	246.0	11:18:09.372	2	2	2:13.744	36.969	39.786	56.989	246.0	11:18:09.372
3	2	2:11.216	36.640	39.023	55.553	247.1	11:20:20.588	3	2	2:11.216	36.640	39.023	55.553	247.1	11:20:20.588
4	2	2:09.591	35.438	38.583	55.570	247.7	11:22:30.179	4	2	2:09.591	35.438	38.583	55.570	247.7	11:22:30.179
5	2	2:19.080	35.507	39.184	1:04.389	248.2	11:24:49.259	5	2	2:19.080	35.507	39.184	1:04.389	248.2	11:24:49.259
6	2	2:09.764	35.690	38.662	55.412	247.7	11:26:59.023	6	2	2:09.764	35.690	38.662	55.412	247.7	11:26:59.023
7	2	2:13.929	35.521	39.424	58.984	248.2	11:29:12.952	7	2	2:13.929	35.521	39.424	58.984	248.2	11:29:12.952
8	2	2:32.177 P	35.642	43.746	1:12.789	246.5	11:31:45.129	8	2	2:32.177 P	35.642	43.746	1:12.789	246.5	11:31:45.129
16							Alex Reimann Porsche 992 GT3 Cup								
PROAM*			Evgenii Leonov Porsche 992 GT3 Cup				AM			EST1 Racing					
PROAM*			Volcano Motorsport				AM			EST1 Racing					
Lap	D	Time	Sector 1	Sector 2	Sector 3	T. Spd	Elapsed	Lap	D	Time	Sector 1	Sector 2	Sector 3	T. Spd	Elapsed
1	1	11:15:29.651	11:13:50.637	40.524	58.490	97.5	11:15:29.651	1	1	11:15:32.855	11:13:52.173	40.972	59.710	96.7	11:15:32.855
2	1	2:09.549	35.415	38.888	55.246	243.2	11:17:39.200	2	1	2:08.948	35.283	38.901	54.764	243.2	11:17:41.803
3	1	2:09.805	35.304	38.884	55.617	243.7	11:19:49.005	3	1	2:07.791	34.795	38.385	54.611	245.4	11:19:49.594
4	1	2:09.235	35.277	38.776	55.182	243.7	11:21:58.240	4	1	2:18.855 P	36.283	39.572	1:03.000	246.0	11:22:08.449
5	1	2:09.557	35.004	39.156	55.397	244.8	11:24:07.797	52							
6	1	2:09.009	35.006	38.397	55.606	245.4	11:26:16.806	AM			Xander Przybylak Porsche 992 GT3 Cup				
7	1	2:08.944	35.385	38.506	55.053	244.3	11:28:25.750	AM			Laurent Vandervelde Q1-trackracing				
8	1	2:09.071	35.227	38.577	55.267	244.8	11:30:34.821	Lap	D	Time	Sector 1	Sector 2	Sector 3	T. Spd	Elapsed
9	1	2:33.743 P	35.072	44.662	1:14.009	245.4	11:33:08.564	1	1	11:15:36.471	11:13:54.058	43.810	58.603	96.6	11:15:36.471
17							EST1 Racing								
PROAM			Lorenzo Ferdinando Innocenti Ferrari 488 Challenge Evo				PROAM			Xander Przybylak Porsche 992 GT3 Cup					
PROAM			Andrea Belicchi Rossocorsa Racing				PROAM			Laurent Vandervelde Q1-trackracing					
Lap	D	Time	Sector 1	Sector 2	Sector 3	T. Spd	Elapsed	Lap	D	Time	Sector 1	Sector 2	Sector 3	T. Spd	Elapsed
1	1	11:15:25.711	11:13:46.567	41.279	57.865	125.4	11:15:25.711	2	1	2:12.073	36.254	39.584	56.235	241.6	11:17:48.544
2	1	2:10.015	36.024	38.694	55.297	245.4	11:17:35.726	3	1	3:46.043	2:04.056	43.237	58.750	241.6	11:21:34.587
3	1	2:09.092	35.533	38.285	55.274	244.3	11:19:44.818	4	1	2:10.892	35.705	38.990	56.197	242.1	11:23:45.479
4	1	2:10.080	35.448	38.984	55.648	244.3	11:21:54.898	5	1	2:14.747	36.741	40.533	57.473	246.0	11:26:00.226
5	1	2:09.465	35.357	38.659	55.449	244.3	11:24:04.363	6	1	2:09.919	35.497	39.164	55.258	243.7	11:28:10.145
6	1	2:09.908	35.348	38.395	55.265	246.0	11:26:13.371	7	1	2:08.711	35.248	38.701	54.762	243.7	11:30:18.856
7	1	2:18.791	37.364	42.731	58.696	243.7	11:28:32.162	8	1	2:16.052	35.056	38.715	1:02.281	243.7	11:32:34.908
8	1	2:08.935	35.105	38.741	55.089	244.8	11:30:41.097	9	1	2:21.664 P	35.301	38.763	1:07.600	243.2	11:34:56.572
9	1	2:09.736	35.226	38.846	55.664	244.8	11:32:50.833								
10	1	2:28.152 P	35.538	42.323	1:10.291	241.0	11:35:18.985								





Paul Ricard
GT Cup Europe
Qualifying - 1 Driver - 1
Lap Analysis



55 Gustavo Condé Porsche 992 GT3 Cup **69** Alexandre Bochez Ferrari 488 Challenge Evo
 AM H. Mello Q1-trackracing AM Mikaël Bochez Kessel Racing

Lap	D	Time	Sector 1	Sector 2	Sector 3	T. Spd	Elapsed	Lap	D	Time	Sector 1	Sector 2	Sector 3	T. Spd	Elapsed
1	1	11:16:08.179	11:14:21.599	44.906	1:01.674	111.4	11:16:08.179	1	2	11:16:13.759	11:14:25.274	46.346	1:02.139	137.4	11:16:13.759
2	1	2:13.730	37.186	39.805	56.739	241.6	11:18:21.909	2	2	2:11.141	36.561	38.815	55.765	247.1	11:18:24.900
3	1	2:13.999	36.997	39.128	57.774	242.1	11:20:35.808	3	2	2:10.244	35.766	38.384	56.061	250.0	11:20:35.111
4	1	2:13.047	36.984	39.430	56.633	244.8	11:22:48.855	4	2	2:16.771 P	35.462	38.717	1:02.592	247.1	11:22:51.882
5	1	2:12.401	36.402	39.456	56.543	244.3	11:25:01.256	5	2	3:31.092	1:54.362	39.282	57.448	148.7	11:26:22.974
6	1	2:12.833	36.689	39.348	56.796	245.4	11:27:14.089	6	2	2:09.832	35.658	38.447	55.727	248.2	11:28:32.806
7	1	2:12.050	36.541	38.947	56.562	243.7	11:29:26.139	7	2	2:11.080	35.943	38.797	56.340	249.4	11:30:43.886
8	1	2:11.763	36.469	38.924	56.370	243.7	11:31:37.902	8	2	2:09.634	35.397	38.659	55.578	250.0	11:32:53.520
9	1	2:11.447	36.410	39.138	55.899	243.7	11:33:49.349	9	2	2:08.677	35.282	38.478	54.917	248.2	11:35:02.197
10	1	3:05.383 P	45.340	53.654	1:26.389	233.7	11:36:54.732	10	2	3:08.011 P	41.522	57.135	1:29.354	229.7	11:38:10.208

57 Quentin Antonel Porsche 992 GT3 Cup **70** Roberto Bosio Porsche 911 GT3 Cup gen 2
 AM* Nicolas Vandierendonck Q1-trackracing AM GDL Racing

Lap	D	Time	Sector 1	Sector 2	Sector 3	T. Spd	Elapsed	Lap	D	Time	Sector 1	Sector 2	Sector 3	T. Spd	Elapsed
1	2	11:19:51.802	11:17:51.128	48.645	1:12.029	93.7	11:19:51.802	1	1	11:16:59.041	11:15:14.294	44.341	1:00.406	113.6	11:16:59.041
2	2	2:14.678	38.864	40.018	55.796	214.2	11:22:06.480	2	1	2:14.718	37.123	40.272	57.323	246.0	11:19:13.759
3	2	2:09.654	35.003	39.021	55.630	242.6	11:24:16.134	3	1	2:15.852	37.304	40.374	58.174	243.2	11:21:29.611
4	2	2:09.901	35.579	38.994	55.328	242.6	11:26:26.035	4	1	2:16.444	37.136	40.036	58.239	246.0	11:23:45.022
5	2	2:09.241	35.382	38.762	55.097	243.7	11:28:35.276	5	1	2:16.929	36.943	41.944	58.042	248.2	11:26:01.951
6	2	2:09.155	35.386	38.520	55.249	243.7	11:30:44.431	6	1	2:14.804	37.036	40.057	57.711	247.7	11:28:16.755
7	2	2:15.338	38.134	40.653	56.551	221.3	11:32:59.769	7	1	2:14.829	36.985	40.391	57.453	247.1	11:30:31.584
8	2	2:09.745	35.268	38.858	55.619	242.1	11:35:09.514	8	1	2:26.700 P	36.853	40.951	1:08.896	246.0	11:32:58.284
9	2	3:02.318 P	38.765	53.154	1:30.399	228.8	11:38:11.832								

65 Mario Cordoni Porsche 992 GT3 Cup **77** Jori Ala-Jyrä Porsche 992 GT3 Cup
 AM GDL Racing AM Indrek Jaaska EST1 Racing

Lap	D	Time	Sector 1	Sector 2	Sector 3	T. Spd	Elapsed	Lap	D	Time	Sector 1	Sector 2	Sector 3	T. Spd	Elapsed
1	1	11:17:23.736	11:15:44.749	41.358	57.629	113.9	11:17:23.736	1	1	11:15:53.636	11:14:01.965	50.105	1:01.566	80.0	11:15:53.636
2	1	2:10.662	36.121	39.284	55.257	241.0	11:19:34.398	2	1	2:14.729	36.788	40.240	57.701	237.8	11:18:08.365
3	1	2:09.276	35.281	38.827	55.168	242.1	11:21:43.674	3	1	2:23.965 P	38.483	39.951	1:05.531	241.0	11:20:32.330
4	1	2:10.308	35.516	38.967	55.825	243.2	11:23:53.982	4	1	3:07.585	1:30.921	39.393	57.271	147.9	11:23:39.915
5	1	2:10.111	35.430	38.949	55.732	243.7	11:26:04.093	5	1	2:13.093	36.588	39.321	57.184	243.2	11:25:53.008
6	1	2:33.141 P	37.867	40.978	1:14.296	238.4	11:28:37.234	6	1	2:11.675	36.353	39.128	56.194	243.2	11:28:04.683
								7	1	2:10.884	36.012	39.125	55.747	243.2	11:30:15.567
								8	1	2:12.388	35.799	38.911	57.678	242.1	11:32:27.955
								9	1	2:11.177	36.218	39.187	55.772	241.0	11:34:39.132
								10	1	3:23.065 P	48.827	1:04.318	1:29.920	199.6	11:38:02.197

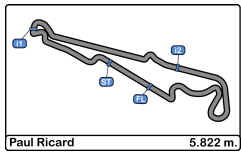
67 Gianluca De Lorenzi Porsche 992 GT3 Cup **78** Davide Scannicchio Porsche 992 GT3 Cup
 AM Stefano Borghi GDL Racing PROAM Fabio Babini ZRS Motorsport

Lap	D	Time	Sector 1	Sector 2	Sector 3	T. Spd	Elapsed	Lap	D	Time	Sector 1	Sector 2	Sector 3	T. Spd	Elapsed
1	2	11:15:48.822	11:14:03.253	44.924	1:00.645	78.4	11:15:48.822	1	1	11:15:50.916	11:14:00.701	50.116	1:00.099	80.5	11:15:50.916
2	2	2:13.717	36.831	39.839	57.047	242.6	11:18:02.539	2	1	2:12.958	37.087	40.009	55.862	242.1	11:18:03.874
3	2	2:13.023	36.331	40.209	56.483	242.1	11:20:15.562	3	1	2:12.446	36.477	39.908	56.061	244.3	11:20:16.320
4	2	2:11.090	35.796	39.576	55.718	243.2	11:22:26.652	4	1	2:11.184	36.104	39.132	55.948	244.3	11:22:27.504
5	2	2:11.449	36.553	39.203	55.663	243.2	11:24:38.071	5	1	2:11.746	36.789	39.303	55.654	244.8	11:24:39.250
6	2	2:11.695	36.122	39.652	55.921	243.2	11:26:49.766	6	1	2:11.150	36.161	39.051	55.938	244.3	11:26:50.400
7	2	2:34.675 P	39.670	46.668	1:08.337	242.6	11:29:24.441	7	1	2:10.780	35.966	39.117	55.697	244.3	11:29:01.180
								8	1	2:11.105	35.853	38.978	56.274	242.6	11:31:12.285
								9	1	2:10.957	35.994	39.013	55.950	243.7	11:33:23.242
								10	1	2:40.501 P	41.961	44.470	1:14.070	219.9	11:36:03.743

68 Samuele Bosio Porsche 992 GT3 Cup
 AM GDL Racing

Lap	D	Time	Sector 1	Sector 2	Sector 3	T. Spd	Elapsed
1	1	11:16:58.066	11:15:13.000	44.632	1:00.434	110.2	11:16:58.066
2	1	2:12.326	36.612	39.743	55.971	240.5	11:19:10.392
3	1	2:11.054	36.271	38.869	55.914	241.6	11:21:21.446
4	1	2:10.158	35.880	38.812	55.466	242.6	11:23:31.604
5	1	2:19.222	35.424	40.538	1:03.260	243.2	11:25:50.826
6	1	2:09.777	35.684	39.080	55.013	241.6	11:28:00.603
7	1	2:31.784 P	37.379	43.911	1:10.494	243.2	11:30:32.387





Paul Ricard
GT Cup Europe
Qualifying - 1 Driver - 1
Lap Analysis



GT Cup
Europe

80 Iván Velasco Ferrari 488 Challenge Evo

PROAM Jorge Cabezas Mertel Motorsport

Lap	D	Time	Sector 1	Sector 2	Sector 3	T. Spd	Elapsed
1	2	11:16:43.881	11:14:28.247	1:03.051	1:12.583	113.2	11:16:43.881
2	2	2:08.367	35.275	38.082	55.010	246.5	11:18:52.248
3	2	2:18.393	39.416	40.243	58.734	242.1	11:21:10.641
4	2	2:06.885	34.702	37.919	54.264	250.0	11:23:17.526
5	2	2:29.118 P	39.453	42.415	1:07.250	250.0	11:25:46.644

81 Luca Ludwig Ferrari 488 Challenge Evo

PROAM Steven Liquorish Mertel Motorsport

Lap	D	Time	Sector 1	Sector 2	Sector 3	T. Spd	Elapsed
1	1	11:17:33.609	11:15:51.354	41.534	1:00.721	138.2	11:17:33.609
2	1	2:06.942	34.973	37.579	54.390	250.0	11:19:40.551
3	1	2:06.796	34.629	37.938	54.229	249.4	11:21:47.347
4	1	2:16.634	34.505	37.783	1:03.243	249.4	11:24:02.878
5	1	2:22.193 P	34.625	37.703	1:09.865	249.4	11:26:25.071

99 José García Porsche Cayman GT4 RS

TPH Carlo Scholl Lionspeed GP

Lap	D	Time	Sector 1	Sector 2	Sector 3	T. Spd	Elapsed
1	2	11:16:00.711	11:14:04.404	50.719	1:05.588	130.9	11:16:00.711
2	2	2:14.708	37.062	40.546	57.100	226.8	11:18:15.419
3	2	2:15.091	36.910	40.664	57.517	226.8	11:20:30.510
4	2	2:14.916	37.115	40.257	57.544	226.8	11:22:45.426
5	2	2:15.282	36.828	40.248	58.206	226.8	11:25:00.708
6	2	2:19.488	38.820	41.696	58.972	219.9	11:27:20.196
7	2	2:15.454	36.877	40.496	58.081	227.3	11:29:35.650
8	2	2:15.119	36.813	40.424	57.882	226.8	11:31:50.769
9	2		36.889	40.716		227.3	

007 Jayan Fazal-Karim Aston Martin Vantage AMR

TPH Julien Darras Street-Art Racing

Lap	D	Time	Sector 1	Sector 2	Sector 3	T. Spd	Elapsed
1	2	11:15:38.085	11:14:00.118	41.002	56.965	99.7	11:15:38.085
2	2	2:14.022	36.205	39.700	58.117	232.2	11:17:52.107
3	2	2:13.054	36.079	40.196	56.779	231.7	11:20:05.161
4	2	2:12.031	35.935	39.540	56.556	232.2	11:22:17.192
5	2	2:12.911	36.233	39.857	56.821	232.2	11:24:30.103
6	2	2:12.583	35.992	39.738	56.853	232.2	11:26:42.686
7	2	3:26.728 P	37.623	45.094	2:04.011	231.7	11:30:09.414
8	2		56.974	45.402		132.6	





Paul Ricard
GT Cup Europe
Qualifying - 1 Driver - 1
Best Sectors Results



Sector - 1			Sector - 2			Sector - 3			Ideal Lap vs Best Lap		
Clas	Nº Driver	Time	Nº Driver	Time	Nº Driver	Time	Clas	Nº Driver	Ideal Lap	Best Lap	Clas
1	81 Luca Ludwig	34.505	81 Luca Ludwig	37.579	81 Luca Ludwig	54.229	1	81 Luca Ludwig	2:06.313	2:06.942	3
2	19 Fernando Navarrete	34.647	19 Fernando Navarrete	37.730	80 Jorge Cabezas	54.264	2	19 Fernando Navarrete	2:06.779	2:06.821	1
3	80 Jorge Cabezas	34.702	80 Jorge Cabezas	37.919	19 Fernando Navarrete	54.402	3	80 Jorge Cabezas	2:06.885	2:06.885	2
4	47 Alex Reimann	34.795	17 Lorenzo Ferdinando Innocenti	38.285	47 Alex Reimann	54.611	4	47 Alex Reimann	2:07.791	2:07.791	4
5	57 Nicolas Vandierendonck	35.003	69 Mikaël Bochez	38.384	52 Xander Przybylak	54.762	5	16 Evgenii Leonov	2:08.454	2:08.944	8
6	16 Evgenii Leonov	35.004	47 Alex Reimann	38.385	69 Mikaël Bochez	54.917	6	17 Lorenzo Ferdinando Innocenti	2:08.479	2:08.935	7
7	52 Xander Przybylak	35.056	16 Evgenii Leonov	38.397	68 Samuele Bosio	55.013	7	52 Xander Przybylak	2:08.519	2:08.711	6
8	17 Lorenzo Ferdinando Innocenti	35.105	21 Florin Tincescu	38.462	16 Evgenii Leonov	55.053	8	69 Mikaël Bochez	2:08.583	2:08.677	5
9	21 Florin Tincescu	35.164	57 Nicolas Vandierendonck	38.520	17 Lorenzo Ferdinando Innocenti	55.089	9	57 Nicolas Vandierendonck	2:08.620	2:09.241	9
10	65 Mario Cordoni	35.281	44 Stefano Zanini	38.583	57 Nicolas Vandierendonck	55.097	10	21 Florin Tincescu	2:09.162	2:09.630	11
11	69 Mikaël Bochez	35.282	52 Xander Przybylak	38.701	65 Mario Cordoni	55.168	11	68 Samuele Bosio	2:09.249	2:09.777	12
12	68 Samuele Bosio	35.424	68 Samuele Bosio	38.812	44 Stefano Zanini	55.412	12	65 Mario Cordoni	2:09.276	2:10.111	13
13	44 Stefano Zanini	35.438	65 Mario Cordoni	38.827	21 Florin Tincescu	55.536	13	44 Stefano Zanini	2:09.433	2:09.591	10
14	67 Stefano Borghi	35.796	77 Jori Ala-Jyrä	38.911	78 Davide Scannicchio	55.654	14	77 Jori Ala-Jyrä	2:10.457	2:10.884	15
15	77 Jori Ala-Jyrä	35.799	11 Fabio Fabiani	38.922	67 Stefano Borghi	55.663	15	78 Davide Scannicchio	2:10.485	2:10.780	14
16	78 Davide Scannicchio	35.853	55 Gustavo Condé	38.924	77 Jori Ala-Jyrä	55.747	16	67 Stefano Borghi	2:10.662	2:11.090	16
17	11 Fabio Fabiani	35.898	78 Davide Scannicchio	38.978	55 Gustavo Condé	55.899	17	11 Fabio Fabiani	2:11.126	2:11.473	18
18	007 Julien Darras	35.935	67 Stefano Borghi	39.203	11 Fabio Fabiani	56.306	18	55 Gustavo Condé	2:11.225	2:11.447	17
19	55 Gustavo Condé	36.402	007 Julien Darras	39.540	007 Julien Darras	56.556	19	007 Julien Darras	2:12.031	2:12.031	19
20	14 Maurizio Fondi	36.552	14 Maurizio Fondi	39.823	99 Carlo Scholl	57.100	20	14 Maurizio Fondi	2:14.145	2:14.513	20
21	99 Carlo Scholl	36.813	70 Roberto Bosio	40.036	70 Roberto Bosio	57.323	21	99 Carlo Scholl	2:14.161	2:14.916	22
22	70 Roberto Bosio	36.853	99 Carlo Scholl	40.248	14 Maurizio Fondi	57.770	22	70 Roberto Bosio	2:14.212	2:14.718	21





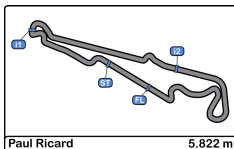
Paul Ricard
GT Cup Europe
Qualifying - 1 Driver - 1
Best 5 Lap Times



Paul Ricard 5.822 m.

Cl	N° Entrant/Team	Nat	Driver 1	Nat	Driver 2	Nat	Vehicle	Cat	Cl	Best 1		Best 2		Best 3		Best 4		Best 5			
										Time	Lap	Time	Lap	Time	Lap	Time	Lap	Time	Lap		
1	19 Mertel Motorsport	DEU	Stefano Bozzoni	ITA	Fernando Navarrete	ESP	Ferrari 488 Challenge Evo	AM	1	2:06.821	4	2:07.177	3	2:34.980	5						
2	80 Mertel Motorsport	DEU	Iván Velasco	ESP	Jorge Cabezas	ESP	Ferrari 488 Challenge Evo	PROAM	1	2:06.885	4	2:08.367	2	2:18.393	3	2:29.118	5				
3	81 Mertel Motorsport	DEU	Luca Ludwig	DEU	Steven Liquorish	GBR	Ferrari 488 Challenge Evo	PROAM	2	2:06.942	2	2:22.193	5								
4	47 EST1 Racing	EST	Alex Reimann	EST			Porsche 992 GT3 Cup	AM	2	2:07.791	3	2:08.948	2	2:18.855	4						
5	69 Kessel Racing	CHE	Alexandre Bochez	CHE	Mikaël Bochez	CHE	Ferrari 488 Challenge Evo	AM	3	2:08.677	9	2:09.634	8	2:09.832	6	2:11.080	7	2:11.141	2		
6	52 Q1-trackracing	BEL	Xander Przybylak	BEL	Laurent Vandervelde	BEL	Porsche 992 GT3 Cup	AM	4	2:08.711	7	2:09.919	6	2:10.892	4	2:12.073	2	2:14.747	5		
7	17 Rossocorsa Racing	ITA	Lorenzo Ferdinando Innocenti	ITA	Andrea Belicchi	ITA	Ferrari 488 Challenge Evo	PROAM	3	2:08.935	8	2:09.465	5	2:09.736	9	2:10.015	2	2:10.080	4		
8	16 Volcano Motorsport	ESP	Evgenii Leonov	ITA			Porsche 992 GT3 Cup	PROAM*	4	2:08.944	7	2:09.009	6	2:09.071	8	2:09.235	4	2:09.549	2		
9	57 Q1-trackracing	BEL	Quentin Antonel	FRA	Nicolas Vandierendonck	BEL	Porsche 992 GT3 Cup	AM*	5	2:09.241	5	2:09.745	8	2:09.901	4	2:14.678	2	2:15.338	7		
10	44 Eugenio Pisani / SP Racing	ITA	Eugenio Pisani	ITA	Stefano Zanini	MCO	Porsche 911 GT3 Cup gen 2	PROAM	5	2:09.591	4	2:09.764	6	2:11.216	3	2:13.744	2	2:13.929	7		
11	21 Camil Perian / R01 Racing by Varu Nicu	ROU	Florin Tincescu	ROU			Porsche 911 GT3 Cup gen 2	AM	6	2:09.630	2	2:09.740	4	2:09.982	5	2:26.377	6	2:32.095	7		
12	68 GDL Racing	SMR	Samuele Bosio	ITA			Porsche 992 GT3 Cup	AM	7	2:09.777	6	2:11.054	3	2:12.326	2	2:19.222	5	2:31.784	7		
13	65 GDL Racing	SMR	Mario Cordoni	ITA			Porsche 992 GT3 Cup	AM	8	2:10.111	5	2:10.308	4	2:33.141	6						
14	78 ZRS Motorsport	ITA	Davide Scannicchio	ITA	Fabio Babini	ITA	Porsche 992 GT3 Cup	PROAM	6	2:10.780	7	2:10.957	9	2:11.105	8	2:11.184	4	2:12.958	2		
15	77 EST1 Racing	EST	Jori Ala-Jyrä	FIN	Indrek Jaaska	EST	Porsche 992 GT3 Cup	AM	9	2:10.884	7	2:11.177	9	2:11.675	6	2:12.388	8	2:13.093	5		
16	67 GDL Racing	SMR	Gianluca De Lorenzi	ITA	Stefano Borghi	ITA	Porsche 992 GT3 Cup	AM	10	2:11.090	4	2:11.695	6	2:13.023	3	2:13.717	2	2:34.675	7		
17	55 Q1-trackracing	BEL	Gustavo Condé	BRA	H. Mello	BRA	Porsche 992 GT3 Cup	AM	11	2:11.447	9	2:11.763	8	2:12.050	7	2:12.401	5	2:12.833	6		
18	11 Eugenio Pisani / SP Racing	ITA	Fabio Fabiani	ITA	Stefano Zerbi	ITA	Porsche 911 GT3 Cup gen 2	AM	12	2:11.473	5	2:13.914	2	2:20.401	3	2:30.256	7	2:43.249	6		
19	007 Street-Art Racing	BEL	Jayan Fazal-Karim	FRA	Julien Darras	FRA	Aston Martin Vantage AMR	TPH	1	2:12.031	4	2:12.911	5	2:13.054	3	3:26.728	7				
20	14 Ghinzani Arco Motorsport	ITA	Maurizio Fondi	ITA	Laura Van den Hengel	NLD	Porsche 992 GT3 Cup	AM	13	2:14.513	8	2:14.521	6	2:15.324	7	2:18.781	3	2:23.582	9		
21	70 GDL Racing	SMR	Roberto Bosio	ITA			Porsche 911 GT3 Cup gen 2	AM	14	2:14.718	2	2:14.804	6	2:15.852	3	2:16.929	5	2:26.700	8		
22	99 Lionspeed GP	DEU	José García	ESP	Carlo Scholl	DEU	Porsche Cayman GT4 RS	TPH	2	2:14.916	4	2:15.091	3	2:15.119	8	2:15.282	5	2:15.454	7		



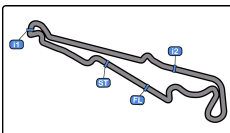


Paul Ricard
GT Cup Europe
Qualifying - 1 Driver - 1
Best 5 Top Speeds



Cl	N° Entrant/Team	Nat	Driver 1	Nat	Driver 2	Nat	Vehicle	Cat	Cl	Top 1		Top 2		Top 3		Top 4		Top 5		Avg
										Km/h	Lap	Km/h	Lap	Km/h	Lap	Km/h	Lap	Km/h	Lap	
1	19 Mertel Motorsport	DEU	Stefano Bozzoni	ITA	Fernando Navarrete	ESP	Ferrari 488 Challenge Evo	AM	1	250.0	2	249.4	3	248.2	4	188.8	5	118.6	1	211.0
2	69 Kessel Racing	CHE	Alexandre Bochez	CHE	Mikaël Bochez	CHE	Ferrari 488 Challenge Evo	AM	2	250.0	3	250.0	8	249.4	7	248.2	6	248.2	9	249.1
3	80 Mertel Motorsport	DEU	Iván Velasco	ESP	Jorge Cabezas	ESP	Ferrari 488 Challenge Evo	PROAM	1	250.0	4	250.0	5	246.5	2	242.1	3	113.2	1	220.3
4	81 Mertel Motorsport	DEU	Luca Ludwig	GBR	Steven Liquorish	GBR	Ferrari 488 Challenge Evo	PROAM	2	250.0	2	249.4	3	249.4	4	249.4	5	138.2	1	227.3
5	44 Eugenio Pisani / SP Racing	ITA	Eugenio Pisani	ITA	Stefano Zanini	MCO	Porsche 911 GT3 Cup gen 2	PROAM	3	248.2	5	248.2	7	247.7	4	247.7	6	247.1	3	247.8
6	70 GDL Racing	SMR	Roberto Bosio	ITA			Porsche 911 GT3 Cup gen 2	AM	3	248.2	5	247.7	6	247.1	7	246.0	2	246.0	4	247.0
7	17 Rossocorsa Racing	ITA	Lorenzo Ferdinando Innocenti	ITA	Andrea Belicchi	ITA	Ferrari 488 Challenge Evo	PROAM	4	246.0	6	245.4	2	244.8	8	244.8	9	244.3	3	245.1
8	21 Camil Perian / R01 Racing by Varu Nicu	ROU	Florin Tincescu	ROU			Porsche 911 GT3 Cup gen 2	AM	4	246.0	6	244.3	4	244.3	5	244.3	7	243.7	3	244.5
9	47 EST1 Racing	EST	Alex Reimann	EST			Porsche 992 GT3 Cup	AM	5	246.0	4	245.4	3	243.2	2	96.7	1			207.8
10	52 Q1-trackracing	BEL	Xander Przybylak	BEL	Laurent Vandervelde	BEL	Porsche 992 GT3 Cup	AM	6	246.0	5	243.7	6	243.7	7	243.7	8	243.2	9	244.1
11	16 Volcano Motorsport	ESP	Evgenii Leonov	ITA			Porsche 992 GT3 Cup	PROAM*	5	245.4	6	245.4	9	244.8	5	244.8	8	244.3	7	245.0
12	55 Q1-trackracing	BEL	Gustavo Condé	BRA	H. Mello	BRA	Porsche 992 GT3 Cup	AM	7	245.4	6	244.8	4	244.3	5	243.7	7	243.7	8	244.4
13	11 Eugenio Pisani / SP Racing	ITA	Fabio Fabiani	ITA	Stefano Zerbi	ITA	Porsche 911 GT3 Cup gen 2	AM	8	244.8	3	244.3	2	243.7	4	243.7	5	243.7	6	244.1
14	78 ZRS Motorsport	ITA	Davide Scannicchio	ITA	Fabio Babini	ITA	Porsche 992 GT3 Cup	PROAM	6	244.8	5	244.3	3	244.3	4	244.3	6	244.3	7	244.4
15	57 Q1-trackracing	BEL	Quentin Antonel	FRA	Nicolas Vandierendonck	BEL	Porsche 992 GT3 Cup	AM*	9	243.7	5	243.7	6	242.6	3	242.6	4	242.1	8	243.0
16	65 GDL Racing	SMR	Mario Cordoni	ITA			Porsche 992 GT3 Cup	AM	10	243.7	5	243.2	4	242.1	3	241.0	2	238.4	6	241.7
17	67 GDL Racing	SMR	Gianluca De Lorenzi	ITA	Stefano Borghi	ITA	Porsche 992 GT3 Cup	AM	11	243.2	4	243.2	5	243.2	6	242.6	2	242.6	7	243.0
18	68 GDL Racing	SMR	Samuele Bosio	ITA			Porsche 992 GT3 Cup	AM	12	243.2	5	243.2	7	242.6	4	241.6	3	241.6	6	242.4
19	77 EST1 Racing	EST	Jori Ala-Jyrä	FIN	Indrek Jaaska	EST	Porsche 992 GT3 Cup	AM	13	243.2	5	243.2	6	243.2	7	242.1	8	241.0	3	242.5
20	14 Ghinzani Arco Motorsport	ITA	Maurizio Fondi	ITA	Laura Van den Hengel	NLD	Porsche 992 GT3 Cup	AM	14	241.6	4	241.0	5	241.0	7	240.5	6	240.0	8	240.8
21	007 Street-Art Racing	BEL	Jayan Fazal-Karim	FRA	Julien Darras	FRA	Aston Martin Vantage AMR	TPH	1	232.2	2	232.2	4	232.2	5	232.2	6	231.7	3	232.1
22	99 Lionspeed GP	DEU	José García	ESP	Carlo Scholl	DEU	Porsche Cayman GT4 RS	TPH	2	227.3	7	227.3	9	226.8	2	226.8	3	226.8	4	227.0





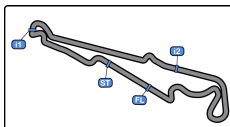
Paul Ricard
GT Cup Europe
Qualifying - 1 Driver - 1
Fastest Laps Sequence

Paul Ricard 5.822 m.



Lap	Time of Day	Session Time	N° Entrant/Team	Nat	Driver 1	Nat	Driver 2	Nat	Vehicle	Cat	Time	Km/h
2	11:17:35.726	4:35.726	17 Rossocorsa Racing	ITA	Lorenzo Ferdinando Innocenti	ITA	Andrea Belicchi	ITA	Ferrari 488 Challenge Evo	PROAM	2:10.015	161.2
2	11:17:39.200	4:39.200	16 Volcano Motorsport	ESP	Evgenii Leonov	MD			Porsche 992 GT3 Cup	PROAM*	2:09.549	161.7
2	11:17:41.803	4:41.803	47 EST1 Racing	EST	Alex Reimann	EST			Porsche 992 GT3 Cup	AM	2:08.948	162.5
2	11:18:52.248	5:52.248	80 Mertel Motorsport	DEU	Iván Velasco	ESP	Jorge Cabezas	ESP	Ferrari 488 Challenge Evo	PROAM	2:08.367	163.2
2	11:19:40.551	6:40.551	81 Mertel Motorsport	DEU	Luca Ludwig	GBR	Steven Liquorish	GBR	Ferrari 488 Challenge Evo	PROAM	2:06.942	165.1
4	11:22:08.874	9:08.874	19 Mertel Motorsport	DEU	Stefano Bozzoni	ITA	Fernando Navarrete	ESP	Ferrari 488 Challenge Evo	AM	2:06.821	165.2





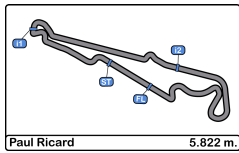
Paul Ricard
GT Cup Europe
Qualifying - 1 Driver - 1



Event Best Maximum Speed

N°	Entrant/Team	Nat	Driver 1	Nat	Driver 2	Nat	Vehicle	Cat	Km/h	Session
80	Mertel Motorsport	DEU	Iván Velasco	ESP	Jorge Cabezas	ESP	Ferrari 488 Challenge Evo	PROAM	251.7	Free Practice - 1
19	Mertel Motorsport	DEU	Stefano Bozzoni	ITA	Fernando Navarrete	ESP	Ferrari 488 Challenge Evo	AM	251.1	Free Practice - 1
69	Kessel Racing	CHE	Alexandre Bochez	CHE	Mikaël Bochez	CHE	Ferrari 488 Challenge Evo	AM	250.0	Free Practice - 1
81	Mertel Motorsport	DEU	Luca Ludwig	GBR	Steven Liquorish	GBR	Ferrari 488 Challenge Evo	PROAM	250.0	Qualifying - 1 Driver - 1
44	Eugenio Pisani / SP Racing	ITA	Eugenio Pisani	ITA	Stefano Zanini	MCO	Porsche 911 GT3 Cup gen 2	PROAM	248.2	Qualifying - 1 Driver - 1
70	GDL Racing	SMR	Roberto Bosio	ITA			Porsche 911 GT3 Cup gen 2	AM	248.2	Qualifying - 1 Driver - 1
17	Rossocorsa Racing	ITA	Lorenzo Ferdinando Innocenti	ITA	Andrea Belicchi	ITA	Ferrari 488 Challenge Evo	PROAM	246.0	Free Practice - 1
47	EST1 Racing	EST	Alex Reimann	EST			Porsche 992 GT3 Cup	AM	246.0	Qualifying - 1 Driver - 1
52	Q1-trackracing	BEL	Xander Przybylak	BEL	Laurent Vandervelde	BEL	Porsche 992 GT3 Cup	AM	246.0	Qualifying - 1 Driver - 1
21	Camil Perian / R01 Racing by Varu Nicu	ROU	Florin Tincescu	ROU			Porsche 911 GT3 Cup gen 2	AM	246.0	Qualifying - 1 Driver - 1
16	Volcano Motorsport	ESP	Evgenii Leonov	ROU			Porsche 992 GT3 Cup	PROAM*	245.4	Free Practice - 1
55	Q1-trackracing	BEL	Gustavo Condé	BRA	H. Mello	BRA	Porsche 992 GT3 Cup	AM	245.4	Qualifying - 1 Driver - 1
11	Eugenio Pisani / SP Racing	ITA	Fabio Fabiani	ITA	Stefano Zerbi	ITA	Porsche 911 GT3 Cup gen 2	AM	244.8	Qualifying - 1 Driver - 1
78	ZRS Motorsport	ITA	Davide Scannicchio	ITA	Fabio Babini	ITA	Porsche 992 GT3 Cup	PROAM	244.8	Qualifying - 1 Driver - 1
67	GDL Racing	SMR	Gianluca De Lorenzi	ITA	Stefano Borghi	ITA	Porsche 992 GT3 Cup	AM	244.3	Free Practice - 1
65	GDL Racing	SMR	Mario Cordoni	ITA			Porsche 992 GT3 Cup	AM	243.7	Qualifying - 1 Driver - 1
57	Q1-trackracing	BEL	Quentin Antonel	FRA	Nicolas Vandierendonck	BEL	Porsche 992 GT3 Cup	AM*	243.7	Qualifying - 1 Driver - 1
77	EST1 Racing	EST	Jori Ala-Jyrä	FIN	Indrek Jaaska	EST	Porsche 992 GT3 Cup	AM	243.2	Qualifying - 1 Driver - 1
68	GDL Racing	SMR	Samuele Bosio	ITA			Porsche 992 GT3 Cup	AM	243.2	Qualifying - 1 Driver - 1
14	Ghinzani Arco Motorsport	ITA	Maurizio Fondi	ITA	Laura Van den Hengel	NLD	Porsche 992 GT3 Cup	AM	241.6	Qualifying - 1 Driver - 1
007	Street-Art Racing	BEL	Jayan Fazal-Karim	FRA	Julien Darras	FRA	Aston Martin Vantage AMR	TPH	232.2	Qualifying - 1 Driver - 1
99	Lionspeed GP	DEU	José García	ESP	Carlo Scholl	DEU	Porsche Cayman GT4 RS	TPH	227.3	Qualifying - 1 Driver - 1





Paul Ricard
GT Cup Europe
Qualifying - 1 Driver - 1
Pit Stop Analysis



GT Cup
 Europe

69 Alexandre Bochez Ferrari 488 Challenge Evo

AM Mikaël Bochez Kessel Racing

N°	In Day Time	In Time	Out Time	Pit Time	T. Pit Time	Handicap	Diff.
1	11:22:43.401	11:22:43.401	11:24:11.525	1:28.124	1:28.124		

77 Jori Ala-Jyrä Porsche 992 GT3 Cup

AM Indrek Jaaska EST1 Racing

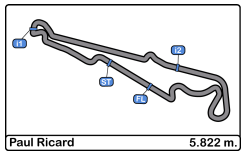
N°	In Day Time	In Time	Out Time	Pit Time	T. Pit Time	Handicap	Diff.
1	11:20:23.328	11:20:23.328	11:21:27.428	1:04.100	1:04.100		

007 Jayan Fazal-Karim Aston Martin Vantage AMR

TPH Julien Darras Street-Art Racing

N°	In Day Time	In Time	Out Time	Pit Time	T. Pit Time	Handicap	Diff.
1	11:29:04.894	11:29:04.894	11:30:28.494	1:23.600	1:23.600		

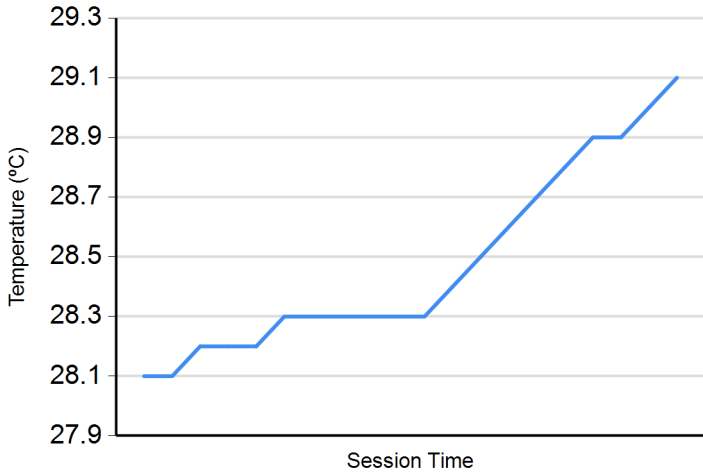




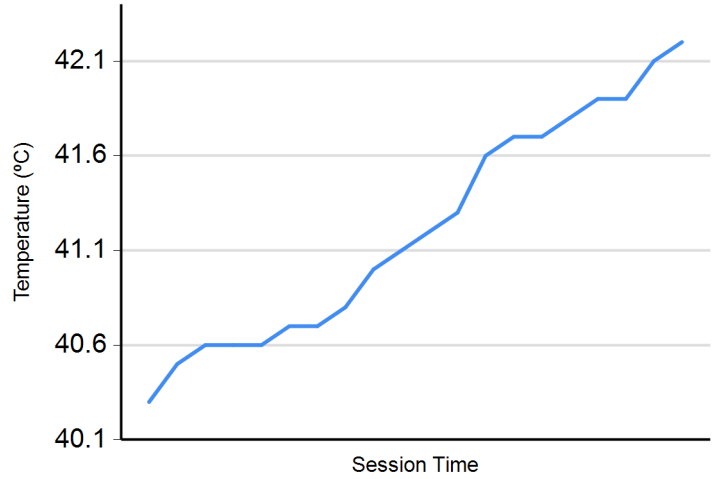
Paul Ricard
GT Cup Europe
Qualifying - 1 Driver - 1
Weather Report



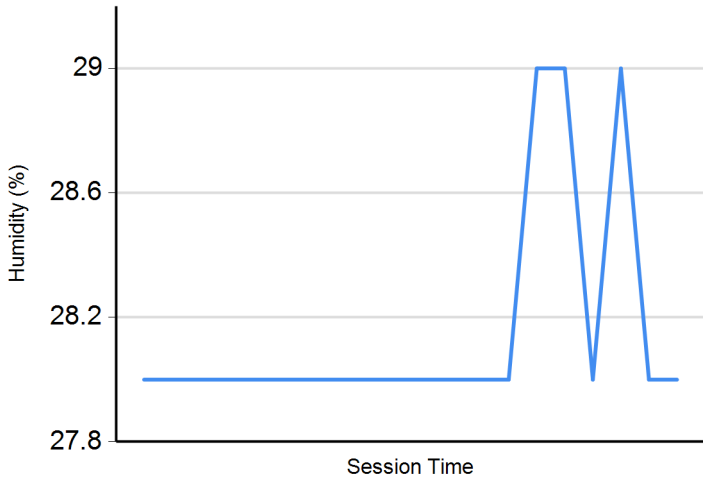
Air Temperature



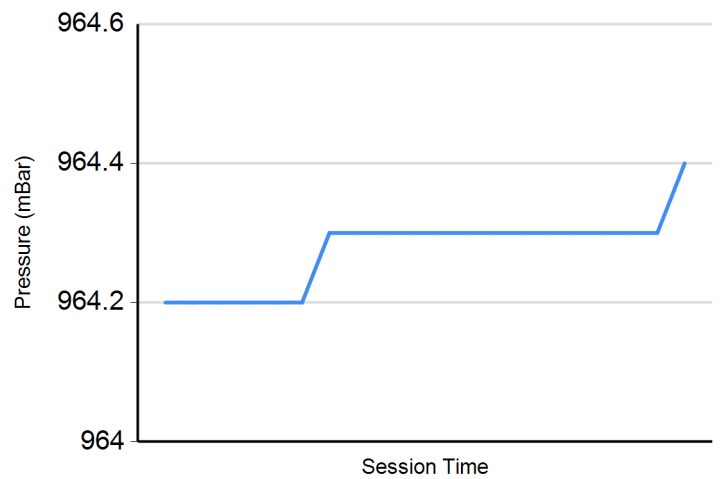
Track Temperature



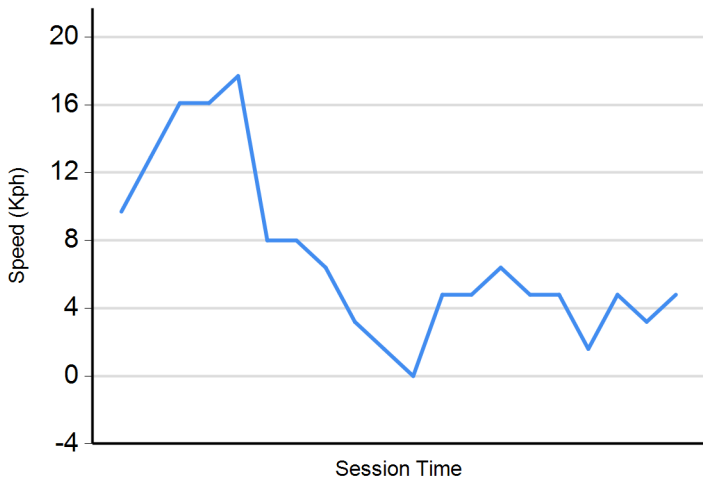
Humidity



Pressure



Wind Speed



Wind direction

