

Paul Ricard
GT Cup Europe
Free Practice - 3 -bronze drivers-
Provisional Results



Paul Ricard 5.822 m.

Cls	N°	Entrant/Team	Nat	Driver 1	Nat	Driver 2	Nat	Vehicle	Cat	Cls	Laps	Best	Time	Gap	Interval	Km/h
1	19	Mertel Motorsport	DEU	Stefano Bozzoni	ITA	Fernando Navarrete	ESP	Ferrari 488 Challenge Evo	AM	1	7	3	2:07.331			164.6
2	80	Mertel Motorsport	DEU	Iván Velasco	ESP	Jorge Cabezas	ESP	Ferrari 488 Challenge Evo	PROAM	1	9	8	2:08.379	1.048	1.048	163.2
3	47	EST1 Racing	EST	Alex Reimann	EST			Porsche 992 GT3 Cup	AM	2	8	4	2:08.820	1.489	0.441	162.7
4	17	Rosscorsa Racing	ITA	Lorenzo Ferdinando Innocenti	ITA	Andrea Belicchi	ITA	Ferrari 488 Challenge Evo	PROAM	2	9	4	2:09.320	1.989	0.500	162.0
5	69	Kessel Racing	CHE	Alexandre Bochez	CHE	Mikaël Bochez	CHE	Ferrari 488 Challenge Evo	AM	3	9	8	2:10.505	3.174	1.185	160.6
6	52	Q1-trackracing	BEL	Xander Przybylak	BEL	Laurent Vandervelde	BEL	Porsche 992 GT3 Cup	AM	4	8	5	2:11.342	4.011	0.837	159.5
7	81	Mertel Motorsport	DEU	Luca Ludwig	DEU	Steven Liquorish	GBR	Ferrari 488 Challenge Evo	PROAM	3	9	8	2:11.607	4.276	0.265	159.2
8	44	Eugenio Pisani / SP Racing	ITA	Eugenio Pisani	ITA	Stefano Zanini	MCO	Porsche 911 GT3 Cup gen 2	PROAM	4	8	6	2:11.693	4.362	0.086	159.1
9	67	GDL Racing	SMR	Gianluca De Lorenzi	ITA	Stefano Borghi	ITA	Porsche 992 GT3 Cup	AM	5	9	5	2:12.417	5.086	0.724	158.2
10	78	ZRS Motorsport	ITA	Davide Scannicchio	ITA	Fabio Babini	ITA	Porsche 992 GT3 Cup	PROAM	5	9	7	2:12.684	5.353	0.267	157.9
11	11	Eugenio Pisani / SP Racing	ITA	Fabio Fabiani	ITA	Stefano Zerbi	ITA	Porsche 911 GT3 Cup gen 2	AM	6	9	5	2:14.354	7.023	1.670	155.9
12	14	Ghinzani Arco Motorsport	ITA	Maurizio Fondi	ITA	Laura Van den Hengel	NLD	Porsche 992 GT3 Cup	AM	7	8	6	2:14.970	7.639	0.616	155.2
13	55	Q1-trackracing	BEL	Gustavo Condé	BRA	H. Mello	BRA	Porsche 992 GT3 Cup	AM	8	9	8	2:15.029	7.698	0.059	155.2
14	007	Street-Art Racing	BEL	Jayan Fazal-Karim	FRA	Julien Darras	FRA	Aston Martin Vantage AMR	TPH	1	8	8	2:15.558	8.227	0.529	154.6
15	77	EST1 Racing	EST	Jori Ala-Jyrä	FIN	Indrek Jaaska	EST	Porsche 992 GT3 Cup	AM	9	9	7	2:15.879	8.548	0.321	154.2
16	99	Lionspeed GP	DEU	José García	ESP	Carlo Scholl	DEU	Porsche Cayman GT4 RS	TPH	2	8	8	2:21.780	14.449	5.901	147.8
17	57	Q1-trackracing	BEL	Quentin Antonel	FRA	Nicolas Vandierendonck	BEL	Porsche 992 GT3 Cup	AM*	10	4	4	2:32.926	25.595	11.146	137.0

*** PENALTIES**

- CAR 67 TIME 2:13.738 DELETED TRACK LIMITS AT T 10
- CAR 80 TIME 2:08.080 DELETED TRACK LIMITS AT T 7
- CAR 44 TIME 2:16.017 DELETED TRACK LIMITS AT T 10
- CAR 47 TIME 2:10.018 DELETED TRACK LIMITS AT T 10
- CAR 80 TIME 2:08.332 DELETED TRACK LIMITS AT T 7
- CAR 44 TIME 2:12.177 DELETED TRACK LIMITS AT T 7
- CAR 78 TIME 2:15.215 DELETED TRACK LIMITS AT T 7
- CAR 11 TIME 2:14.483 DELETED TRACK LIMITS AT T 10
- CAR 78 TIME 2:12.752 DELETED TRACK LIMITS AT T 7
- CAR 44 TIME 2:11.345 DELETED TRACK LIMITS AT T 10
- CAR 78 TIME 2:13.338 DELETED TRACK LIMITS AT T 7
- CAR 52 TIME 2:11.350 DELETED TRACK LIMITS AT T 10
- CAR 1007 TIME 2:16.160 DELETED TRACK LIMITS AT T 10
- CAR 14 TIME 2:13.153 DELETED TRACK LIMITS AT T 10
- CAR 78 TIME 2:12.540 DELETED TRACK LIMITS AT T 7

Published at:.....

Track Temp: **35.7 °C** Air Temp: **27.5 °C** Humidity: **46 %** Track Status: **DRY**

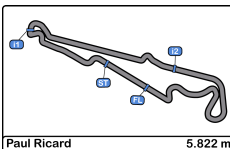
Race Director:

Timekeeper:

Luis Garcia

JOB-1605-ESP/M





Paul Ricard
 GT Cup Europe
 Free Practice - 3 -bronze drivers-
 Provisional Results by Category



AM																
Cls	N°	Entrant/Team	Nat	Driver 1	Nat	Driver 2	Nat	Vehicle	Cat	Cls	Laps	Best	Time	Gap	Interval	Km/h
1	19	Mertel Motorsport	DEU	Stefano Bozzoni	ITA	Fernando Navarrete	ESP	Ferrari 488 Challenge Evo	AM	1	7	3	2:07.331			164.6
2	47	EST1 Racing	EST	Alex Reimann	ITA			Porsche 992 GT3 Cup	AM	2	8	4	2:08.820	1.489	1.489	162.7
3	69	Kessel Racing	CHE	Alexandre Bochez	CHE	Mikaël Bochez	CHE	Ferrari 488 Challenge Evo	AM	3	9	8	2:11.505	3.174	1.685	160.6
4	52	Q1-trackracing	BEL	Xander Przybylak	BEL	Laurent Vandervelde	BEL	Porsche 992 GT3 Cup	AM	4	8	5	2:11.342	4.011	0.837	159.5
5	67	GDL Racing	SMR	Gianluca De Lorenzi	ITA	Stefano Borghi	ITA	Porsche 992 GT3 Cup	AM	5	9	5	2:12.417	5.086	1.075	158.2
6	11	Eugenio Pisani / SP Racing	ITA	Fabio Fabiani	ITA	Stefano Zerbi	ITA	Porsche 911 GT3 Cup gen 2	AM	6	9	5	2:14.354	7.023	1.937	155.9
7	14	Ghinzani Arco Motorsport	ITA	Maurizio Fondi	ITA	Laura Van den Hengel	IND	Porsche 992 GT3 Cup	AM	7	8	6	2:14.970	7.639	0.616	155.2
8	55	Q1-trackracing	BEL	Gustavo Condé	BRA	H. Mello	BRA	Porsche 992 GT3 Cup	AM	8	9	8	2:15.029	7.698	0.059	155.2
9	77	EST1 Racing	EST	Jori Ala-Jyrä	FIN	Indrek Jaaska	EST	Porsche 992 GT3 Cup	AM	9	9	7	2:15.879	8.548	0.850	154.2
10	57	Q1-trackracing	BEL	Quentin Antonel	FRA	Nicolas Vandierendonck	BEL	Porsche 992 GT3 Cup	AM*	10	4	4	2:32.926	25.595	17.047	137.0

PROAM																
Cls	N°	Entrant/Team	Nat	Driver 1	Nat	Driver 2	Nat	Vehicle	Cat	Cls	Laps	Best	Time	Gap	Interval	Km/h
1	80	Mertel Motorsport	DEU	Iván Velasco	ESP	Jorge Cabezas	ESP	Ferrari 488 Challenge Evo	PROAM	1	9	8	2:08.379			163.2
2	17	Rosscorsa Racing	ITA	Lorenzo Ferdinando Innocenti	ITA	Andrea Belicchi	ITA	Ferrari 488 Challenge Evo	PROAM	2	9	4	2:09.320	0.941	0.941	162.0
3	81	Mertel Motorsport	DEU	Luca Ludwig	DEU	Steven Liquorish	GBR	Ferrari 488 Challenge Evo	PROAM	3	9	8	2:11.607	3.228	2.287	159.2
4	44	Eugenio Pisani / SP Racing	ITA	Eugenio Pisani	ITA	Stefano Zanini	MCO	Porsche 911 GT3 Cup gen 2	PROAM	4	8	6	2:11.693	3.314	0.086	159.1
5	78	ZRS Motorsport	ITA	Davide Scannicchio	ITA	Fabio Babini	ITA	Porsche 992 GT3 Cup	PROAM	5	9	7	2:12.684	4.305	0.991	157.9

TPH																
Cls	N°	Entrant/Team	Nat	Driver 1	Nat	Driver 2	Nat	Vehicle	Cat	Cls	Laps	Best	Time	Gap	Interval	Km/h
1	007	Street-Art Racing	BEL	Jayan Fazal-Karim	FRA	Julien Darras	FRA	Aston Martin Vantage AMR	TPH	1	8	8	2:15.558			154.6
2	99	Lionspeed GP	DEU	José García	ESP	Carlo Scholl	DEU	Porsche Cayman GT4 RS	TPH	2	8	8	2:21.780	6.222	6.222	147.8

* PENALTIES

- CAR 67 TIME 2:13.738 DELETED TRACK LIMITS AT T 10
- CAR 80 TIME 2:08.080 DELETED TRACK LIMITS AT T 7
- CAR 44 TIME 2:16.017 DELETED TRACK LIMITS AT T 10
- CAR 47 TIME 2:10.018 DELETED TRACK LIMITS AT T 10
- CAR 80 TIME 2:08.332 DELETED TRACK LIMITS AT T 7
- CAR 44 TIME 2:12.177 DELETED TRACK LIMITS AT T 7
- CAR 78 TIME 2:15.215 DELETED TRACK LIMITS AT T 7
- CAR 11 TIME 2:14.483 DELETED TRACK LIMITS AT T 10

Published at:.....

Track Temp: 35.7 °C Air Temp: 27.5 °C Humidity: 46 % Track Status: DRY

Race Director:

Timekeeper: Luis García

JOB-1605-ESP/M





Paul Ricard
GT Cup Europe
Free Practice - 3 -bronze drivers-
Provisional Results by Category

Paul Ricard 5.822 m

- CAR 78 TIME 2:12.752 DELETED TRACK LIMITS AT T 7
- CAR 44 TIME 2:11.345 DELETED TRACK LIMITS AT T 10
- CAR 78 TIME 2:13.338 DELETED TRACK LIMITS AT T 7
- CAR 52 TIME 2:11.350 DELETED TRACK LIMITS AT T 10
- CAR 1007 TIME 2:16.160 DELETED TRACK LIMITS AT T 10
- CAR 14 TIME 2:13.153 DELETED TRACK LIMITS AT T 10
- CAR 78 TIME 2:12.540 DELETED TRACK LIMITS AT T 7



Published at:.....

Track Temp: **35.7 °C** Air Temp: **27.5 °C** Humidity: **46 %** Track Status: **DRY**

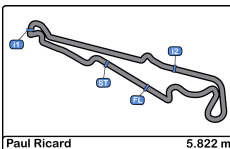
Race Director:

Timekeeper:

Luis Garcia

JOB-1605-ESP/M





Paul Ricard
GT Cup Europe
Free Practice - 3 -bronze drivers-
Provisional Results by Class



GT Open Cup Europe																
Cls	N°	Entrant/Team	Nat	Driver 1	Nat	Driver 2	Nat	Vehicle	Cat	Cls	Laps	Best	Time	Gap	Interval	Km/h
1	19	Mertel Motorsport	DEU	Stefano Bozzoni	ITA	Fernando Navarrete	ESP	Ferrari 488 Challenge Evo	GT Cup	1	7	3	2:07.331			164.6
2	80	Mertel Motorsport	DEU	Iván Velasco	ESP	Jorge Cabezas	ESP	Ferrari 488 Challenge Evo	GT Cup	2	9	8	2:08.379	1.048	1.048	163.2
3	47	EST1 Racing	EST	Alex Reimann	EST			Porsche 992 GT3 Cup	GT Cup	3	8	4	2:08.820	1.489	0.441	162.7
4	17	Rossocorsa Racing	ITA	Lorenzo Ferdinando Innocenti	ITA	Andrea Belicchi	ITA	Ferrari 488 Challenge Evo	GT Cup	4	9	4	2:09.320	1.989	0.500	162.0
5	69	Kessel Racing	CHE	Alexandre Bochez	CHE	Mikaël Bochez	CHE	Ferrari 488 Challenge Evo	GT Cup	5	9	8	2:10.505	3.174	1.185	160.6
6	52	Q1-trackracing	BEL	Xander Przybylak	BEL	Laurent Vandervelde	BEL	Porsche 992 GT3 Cup	GT Cup	6	8	5	2:11.342	4.011	0.837	159.5
7	81	Mertel Motorsport	DEU	Luca Ludwig	DEU	Steven Liquorish	GBR	Ferrari 488 Challenge Evo	GT Cup	7	9	8	2:11.607	4.276	0.265	159.2
8	44	Eugenio Pisani / SP Racing	ITA	Eugenio Pisani	ITA	Stefano Zanini	MCO	Porsche 911 GT3 Cup gen 2	GT Cup	8	8	6	2:11.693	4.362	0.086	159.1
9	67	GDL Racing	SMR	Gianluca De Lorenzi	ITA	Stefano Borghi	ITA	Porsche 992 GT3 Cup	GT Cup	9	9	5	2:12.417	5.086	0.724	158.2
10	78	ZRS Motorsport	ITA	Davide Scannicchio	ITA	Fabio Babini	ITA	Porsche 992 GT3 Cup	GT Cup	10	9	7	2:12.684	5.353	0.267	157.9
11	11	Eugenio Pisani / SP Racing	ITA	Fabio Fabiani	ITA	Stefano Zerbi	ITA	Porsche 911 GT3 Cup gen 2	GT Cup	11	9	5	2:14.354	7.023	1.670	155.9
12	14	Ghinzani Arco Motorsport	ITA	Maurizio Fondi	ITA	Laura Van den Hengel	NLD	Porsche 992 GT3 Cup	GT Cup	12	8	6	2:14.970	7.639	0.616	155.2
13	55	Q1-trackracing	BEL	Gustavo Condé	BRA	H. Mello	BRA	Porsche 992 GT3 Cup	GT Cup	13	9	8	2:15.029	7.698	0.059	155.2
14	77	EST1 Racing	EST	Jori Ala-Jyrä	FIN	Indrek Jaaska	EST	Porsche 992 GT3 Cup	GT Cup	14	9	7	2:15.879	8.548	0.850	154.2
15	57	Q1-trackracing	BEL	Quentin Antonel	FRA	Nicolas Vandierendonck	BEL	Porsche 992 GT3 Cup	GT Cup*	15	4	4	2:32.926	25.595	17.047	137.0

GT Cup Trophy																
Cls	N°	Entrant/Team	Nat	Driver 1	Nat	Driver 2	Nat	Vehicle	Cat	Cls	Laps	Best	Time	Gap	Interval	Km/h
1	007	Street-Art Racing	BEL	Jayan Fazal-Karim	FRA	Julien Darras	FRA	Aston Martin Vantage AMR	GT Cup	1	8	8	2:15.558			154.6
2	99	Lionspeed GP	DEU	José García	ESP	Carlo Scholl	DEU	Porsche Cayman GT4 RS	GT Cup	2	8	8	2:21.780	6.222	6.222	147.8

*** PENALTIES**

- CAR 67 TIME 2:13.738 DELETED TRACK LIMITS AT T 10
- CAR 80 TIME 2:08.080 DELETED TRACK LIMITS AT T 7
- CAR 44 TIME 2:16.017 DELETED TRACK LIMITS AT T 10
- CAR 47 TIME 2:10.018 DELETED TRACK LIMITS AT T 10
- CAR 80 TIME 2:08.332 DELETED TRACK LIMITS AT T 7
- CAR 44 TIME 2:12.177 DELETED TRACK LIMITS AT T 7
- CAR 78 TIME 2:15.215 DELETED TRACK LIMITS AT T 7
- CAR 11 TIME 2:14.483 DELETED TRACK LIMITS AT T 10
- CAR 78 TIME 2:12.752 DELETED TRACK LIMITS AT T 7
- CAR 44 TIME 2:11.345 DELETED TRACK LIMITS AT T 10
- CAR 78 TIME 2:13.338 DELETED TRACK LIMITS AT T 7

Published at:.....

Track Temp: 35.7 °C Air Temp: 27.5 °C Humidity: 46 % Track Status: DRY

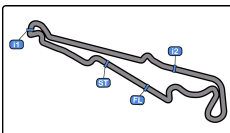
Race Director:

Timekeeper:

Luis García

JOB-1605-ESP/M





Paul Ricard
GT Cup Europe
Free Practice - 3 -bronze drivers-
Provisional Results by Class

Paul Ricard 5.822 m.

CAR 52 TIME 2:11.350 DELETED TRACK LIMITS AT T 10

CAR 1007 TIME 2:16.160 DELETED TRACK LIMITS AT T 10

CAR 14 TIME 2:13.153 DELETED TRACK LIMITS AT T 10

CAR 78 TIME 2:12.540 DELETED TRACK LIMITS AT T 7



Published at:.....

Track Temp: **35.7 °C** Air Temp: **27.5 °C** Humidity: **46 %** Track Status: **DRY**

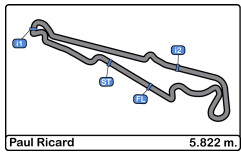
Race Director:

Timekeeper:

Luis Garcia

JOB-1605-ESP/M





Paul Ricard
GT Cup Europe
Free Practice - 3 -bronze drivers-
Lap Analysis



11	Fabio Fabiani	Porsche 911 GT3 Cup gen 2	44	Eugenio Pisani	Porsche 911 GT3 Cup gen 2
AM	Stefano Zerbi	Eugenio Pisani / SP Racing	PROAM	Stefano Zanini	Eugenio Pisani / SP Racing

Lap D	Time	Sector 1	Sector 2	Sector 3	T. Spd	Elapsed	Lap D	Time	Sector 1	Sector 2	Sector 3	T. Spd	Elapsed
1	19:43:39.710	19:41:50.228	45.259	1:04.223	133.6	19:43:39.710	1	19:45:31.336	19:43:40.355	46.637	1:04.344	116.0	19:45:31.336
2	2:32.287	48.813	41.691	1:01.783	119.8	19:46:11.997	2	2:46.047	39.276	39.870	56.871	207.6	19:47:47.353
3	2:20.757	38.942	41.145	1:00.670	238.4	19:48:32.754	3	2:42.477	36.289	38.979	56.909	243.2	19:49:59.530
4	2:14.483	36.832	40.145	57.506	241.0	19:50:47.237	4	2:12.660	36.670	39.584	56.406	244.3	19:52:12.190
5	2:14.354	36.993	39.817	57.544	241.6	19:53:01.591	5	2:44.345	36.177	38.953	56.215	243.7	19:54:23.535
6	2:23.921 P	36.904	40.036	1:06.981	241.0	19:55:25.512	6	2:11.693	36.040	39.043	56.610	244.3	19:56:35.228
7	4:32.904	2:53.152	40.845	58.907	123.9	19:59:58.416	7	2:11.713	36.275	38.971	56.467	245.4	19:58:46.941
8	2:16.706	37.470	39.812	59.424	242.6	20:02:15.122	8	2:19.502 P	36.127	39.358	1:04.017	245.4	20:01:06.443
9	2:42.338 P	39.164	43.284	1:19.890	241.0	20:04:57.460							

14	Maurizio Fondi	Porsche 992 GT3 Cup	47	Alex Reimann	Porsche 992 GT3 Cup
AM	Laura Van den Hengel	Ghinzani Arco Motorsport	AM		EST1 Racing

Lap D	Time	Sector 1	Sector 2	Sector 3	T. Spd	Elapsed	Lap D	Time	Sector 1	Sector 2	Sector 3	T. Spd	Elapsed
1	19:45:27.123	19:43:10.726	1:02.025	1:14.372	66.2	19:45:27.123	1	19:44:00.337	19:41:45.892	1:03.720	1:10.725	116.6	19:44:00.337
2	2:37.990	46.102	48.634	1:03.254	173.9	19:48:05.113	2	2:40.048	35.507	38.591	55.920	240.5	19:48:31.827
3	2:32.093 P	38.925	43.036	1:10.132	229.7	19:50:37.206	4	2:08.820	35.331	38.479	55.010	241.6	19:50:40.647
4	3:34.349	1:23.487	41.829	1:29.033	90.0	19:54:11.555	5	2:08.984	35.137	38.387	55.460	241.0	19:52:49.631
5	2:16.480	38.419	40.537	57.524	210.9	19:56:28.035	6	2:17.474	38.547	42.440	56.487	194.5	19:55:07.105
6	2:14.970	38.139	40.076	56.755	231.7	19:58:43.005	7	2:09.043	35.289	38.325	55.429	241.0	19:57:16.148
7	2:13.153	36.417	40.434	56.302	240.0	20:00:56.158	8	2:22.972 P	38.583	40.350	1:04.039	241.6	19:59:39.120
8	2:44.084 P	39.347	42.258	1:22.479	221.7	20:03:40.242							

17	Lorenzo Ferdinando Innocenti	Ferrari 488 Challenge Evo	52	Xander Przybylak	Porsche 992 GT3 Cup
PROAM	Andrea Belicchi	Rosscorsa Racing	AM	Laurent Vandervelde	Q1-trackracing

Lap D	Time	Sector 1	Sector 2	Sector 3	T. Spd	Elapsed	Lap D	Time	Sector 1	Sector 2	Sector 3	T. Spd	Elapsed
1	19:43:59.456	19:42:16.850	41.955	1:00.651	112.9	19:43:59.456	1	19:44:40.848	19:42:55.632	47.067	58.149	65.6	19:44:40.848
2	2:14.745	37.571	39.642	57.532	242.1	19:46:14.201	2	2:13.613	36.640	40.058	56.915	236.3	19:46:54.461
3	2:11.564	36.272	39.594	55.698	242.6	19:48:25.765	3	2:12.374	36.381	39.305	56.688	238.4	19:49:06.835
4	2:09.320	35.560	38.378	55.382	242.6	19:50:35.085	4	2:11.755	35.923	39.357	56.475	237.8	19:51:18.590
5	2:13.958	36.103	40.925	56.930	243.2	19:52:49.043	5	2:11.342	35.994	39.126	56.222	238.4	19:53:29.932
6	2:10.318	35.256	38.617	56.445	242.6	19:54:59.361	6	2:11.363	36.073	39.098	56.192	238.9	19:55:41.295
7	2:12.496	35.472	38.982	58.042	242.6	19:57:11.857	7	2:44.350	35.966	39.096	56.288	238.4	19:57:52.645
8	2:09.499	35.518	38.648	55.333	243.2	19:59:21.356	8	2:18.152 P	35.831	38.860	1:03.461	240.0	20:00:10.797
9	2:28.223 P	35.471	38.808	1:13.944	241.0	20:01:49.579							

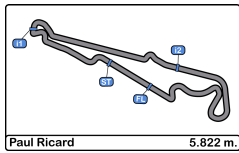
19	Stefano Bozzoni	Ferrari 488 Challenge Evo	55	Gustavo Condé	Porsche 992 GT3 Cup
AM	Fernando Navarrete	Mertel Motorsport	AM	H. Mello	Q1-trackracing

Lap D	Time	Sector 1	Sector 2	Sector 3	T. Spd	Elapsed	Lap D	Time	Sector 1	Sector 2	Sector 3	T. Spd	Elapsed
1	19:42:58.395	19:41:12.197	45.622	1:00.576	131.7	19:42:58.395	1	19:44:57.535	19:43:01.331	50.463	1:05.741	75.6	19:44:57.535
2	2:08.857	35.472	38.321	55.064	246.5	19:45:07.252	2	2:29.259	42.040	45.735	1:01.484	209.3	19:47:26.794
3	2:07.331	34.814	37.734	54.783	246.5	19:47:14.583	3	2:30.825	39.296	48.123	1:03.406	235.8	19:49:57.619
4	2:07.744	34.986	37.833	54.925	245.4	19:49:22.327	4	2:17.258	38.056	40.965	58.237	235.2	19:52:14.877
5	2:22.917 P	38.391	40.522	1:04.004	220.8	19:51:45.244	5	2:16.335	37.642	40.363	58.330	239.4	19:54:31.212
6	4:37.116	2:58.476	40.307	58.333	150.0	19:56:22.360	6	3:07.762	36.901	40.095	1:50.766	239.4	19:57:38.974
7	3:18.972 P	37.917	40.746	2:00.309	231.7	19:59:41.332	7	2:17.698	38.429	41.178	58.091	231.7	19:59:56.672
							8	2:15.029	36.997	40.623	57.409	239.4	20:02:11.701
							9	2:43.843 P	40.184	44.598	1:19.061	225.0	20:04:55.544

57	Quentin Antonel	Porsche 992 GT3 Cup	57	Nicolas Vandierendonck	Q1-trackracing
AM*			AM*		

Lap D	Time	Sector 1	Sector 2	Sector 3	T. Spd	Elapsed	Lap D	Time	Sector 1	Sector 2	Sector 3	T. Spd	Elapsed
1	19:45:23.114	19:43:05.427	1:02.374	1:15.313	111.1	19:45:23.114	1	19:45:23.114	19:43:05.427	1:02.374	1:15.313	111.1	19:45:23.114
2	2:46.488	52.348	47.901	1:06.239	129.9	19:48:09.602	2	2:46.488	52.348	47.901	1:06.239	129.9	19:48:09.602
3	2:35.038	43.273	46.731	1:05.034	174.4	19:50:44.640	3	2:35.038	43.273	46.731	1:05.034	174.4	19:50:44.640
4	2:32.926 P	41.032	42.855	1:09.039	177.0	19:53:17.566	4	2:32.926 P	41.032	42.855	1:09.039	177.0	19:53:17.566





Paul Ricard
GT Cup Europe
Free Practice - 3 -bronze drivers-
Lap Analysis



67 Gianluca De Lorenzi Porsche 992 GT3 Cup **80** Iván Velasco Ferrari 488 Challenge Evo
 AM Stefano Borghi GDL Racing PROAM Jorge Cabezas Mertel Motorsport

Lap D	Time	Sector 1	Sector 2	Sector 3	T. Spd	Elapsed	Lap D	Time	Sector 1	Sector 2	Sector 3	T. Spd	Elapsed
1	19:44:15.241	19:42:30.012	44.528	1:00.701	110.4	19:44:15.241	1	19:43:17.689	19:41:39.527	40.897	57.265	111.5	19:43:17.689
2	2:13.738	36.557	39.689	57.492	239.4	19:46:28.979	2	2:08.972	35.513	38.408	55.051	245.4	19:45:26.661
3	2:14.031	37.121	39.889	57.021	241.0	19:48:43.010	3	2:08.080	34.978	38.010	55.092	247.1	19:47:34.741
4	2:12.466	36.372	39.584	56.510	241.0	19:50:55.476	4	2:08.332	35.025	38.076	55.231	247.1	19:49:43.073
5	2:12.417	36.895	39.543	55.979	242.1	19:53:07.893	5	2:31.876 P	38.184	45.220	1:08.472	233.7	19:52:14.949
6	2:12.586	36.479	39.332	56.775	241.0	19:55:20.479	6	4:13.320	2:36.981	40.537	55.802	131.3	19:56:28.269
7	2:13.451	36.869	39.282	57.300	240.0	19:57:33.930	7	2:12.665	36.738	38.380	57.547	248.8	19:58:40.934
8	2:13.411	36.078	39.509	57.824	241.6	19:59:47.341	8	2:08.379	35.201	38.018	55.160	248.2	20:00:49.313
9	2:37.175 P	42.601	44.188	1:10.386	187.5	20:02:24.516	9	2:27.896 P	35.338	41.540	1:11.018	247.7	20:03:17.209

69 Alexandre Bochez Ferrari 488 Challenge Evo **81** Luca Ludwig Ferrari 488 Challenge Evo
 AM Mikaël Bochez Kessel Racing PROAM Steven Liquorish Mertel Motorsport

Lap D	Time	Sector 1	Sector 2	Sector 3	T. Spd	Elapsed	Lap D	Time	Sector 1	Sector 2	Sector 3	T. Spd	Elapsed
1	19:43:22.816	19:41:16.774	55.239	1:10.803	139.1	19:43:22.816	1	19:43:26.861	19:41:44.303	42.649	59.909	119.7	19:43:26.861
2	2:13.831	36.079	40.655	57.097	246.0	19:45:36.647	2	2:15.697	38.080	40.328	57.289	235.8	19:45:42.558
3	2:16.455	36.636	40.259	59.560	248.2	19:47:53.102	3	2:14.686	36.905	40.279	57.502	245.4	19:47:57.244
4	2:11.320	36.030	38.959	56.331	247.7	19:50:04.422	4	2:12.724	36.851	39.397	56.476	244.8	19:50:09.968
5	2:32.022 P	39.271	44.809	1:07.942	247.1	19:52:36.444	5	2:12.393	36.657	39.224	56.512	246.5	19:52:22.361
6	3:28.938	1:51.900	39.926	57.112	143.6	19:56:05.382	6	2:24.558 P	36.749	39.462	1:08.347	245.4	19:54:46.919
7	2:11.386	36.376	38.963	56.047	247.1	19:58:16.768	7	3:07.166	1:28.299	39.336	59.531	127.9	19:57:54.085
8	2:10.505	35.826	38.863	55.816	246.5	20:00:27.273	8	2:11.607	36.528	39.107	55.972	243.2	20:00:05.692
9	2:43.695 P	37.739	48.478	1:17.478	245.4	20:03:10.968	9	2:34.525 P	42.141	42.853	1:09.531	165.1	20:02:40.217

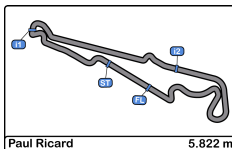
77 Jori Ala-Jyrä Porsche 992 GT3 Cup **99** José García Porsche Cayman GT4 RS
 AM Indrek Jaaska EST1 Racing TPH Carlo Scholl Lionspeed GP

Lap D	Time	Sector 1	Sector 2	Sector 3	T. Spd	Elapsed	Lap D	Time	Sector 1	Sector 2	Sector 3	T. Spd	Elapsed
1	19:43:50.748	19:42:02.090	45.789	1:02.869	125.2	19:43:50.748	1	19:43:24.045	19:41:37.400	43.488	1:03.157	66.5	19:43:24.045
2	2:20.722	38.944	41.921	59.857	237.8	19:46:11.470	2	2:23.051	38.779	42.353	1:01.919	221.3	19:45:47.096
3	2:22.672	38.437	41.560	1:02.675	238.9	19:48:34.142	3	2:23.507	38.524	43.047	1:01.936	221.3	19:48:10.603
4	2:20.644	38.642	41.958	1:00.044	240.0	19:50:54.786	4	2:23.498	39.333	42.450	1:01.715	221.3	19:50:34.101
5	2:20.089	39.608	41.506	58.975	238.9	19:53:14.875	5	2:23.252	39.284	42.777	1:01.191	221.7	19:52:57.353
6	2:17.625	37.796	41.441	58.388	240.0	19:55:32.500	6	2:22.860	38.948	42.329	1:01.583	222.2	19:55:20.213
7	2:15.879	37.239	40.575	58.065	239.4	19:57:48.379	7	2:22.354	38.999	42.355	1:01.000	221.7	19:57:42.567
8	2:16.713	37.276	40.394	59.043	241.6	20:00:05.092	8	2:21.780	38.899	42.246	1:00.635	223.1	20:00:04.347
9	2:26.490 P	37.597	40.524	1:08.369	240.5	20:02:31.582	9		40.136	42.214		183.0	

78 Davide Scannicchio Porsche 992 GT3 Cup **007** Jayan Fazal-Karim Aston Martin Vantage AMR
 PROAM Fabio Babini ZRS Motorsport TPH Julien Darras Street-Art Racing

Lap D	Time	Sector 1	Sector 2	Sector 3	T. Spd	Elapsed	Lap D	Time	Sector 1	Sector 2	Sector 3	T. Spd	Elapsed
1	19:45:55.556	19:44:11.016	44.772	59.768	69.4	19:45:55.556	1	19:44:00.704	19:41:43.707	1:01.023	1:15.974	65.4	19:44:00.704
2	2:15.965	37.630	40.724	57.611	238.9	19:48:11.521	2	2:42.381	46.941	49.376	1:06.064	189.1	19:46:43.085
3	2:16.216	37.747	39.836	57.632	239.4	19:50:26.736	3	2:32.072	41.160	45.058	1:05.854	225.0	19:49:15.157
4	2:12.752	36.693	39.448	56.611	239.4	19:52:39.488	4	2:21.504	38.905	41.772	1:00.827	227.3	19:51:36.661
5	2:40.397	36.614	39.451	1:24.332	239.4	19:55:19.885	5	2:18.776	38.030	40.979	59.767	228.8	19:53:55.437
6	2:13.338	36.851	39.526	56.961	238.4	19:57:33.223	6	2:16.564	37.430	40.619	58.515	229.7	19:56:12.001
7	2:12.684	36.193	39.531	56.960	240.0	19:59:45.907	7	2:16.160	37.052	40.888	58.220	230.2	19:58:28.161
8	2:12.540	36.412	39.565	56.563	238.9	20:01:58.447	8	2:15.558	37.156	40.296	58.106	230.7	20:00:43.719
9	2:35.272 P	43.754	42.567	1:08.951	221.7	20:04:33.719	9		39.871	45.027		230.2	





Paul Ricard
GT Cup Europe
Free Practice - 3 -bronze drivers-
Best Sectors Results



Sector - 1			Sector - 2			Sector - 3			Ideal Lap vs Best Lap		
Clas	Nº Driver	Time	Nº Driver	Time	Nº Driver	Time	Clas	Nº Driver	Ideal Lap	Best Lap	Clas
1	19 Bozzoni - Navarrete	34.814	19 Bozzoni - Navarrete	37.734	19 Bozzoni - Navarrete	54.783	1	19 Bozzoni - Navarrete	2:07.331	2:07.331	1
2	80 Velasco - Cabezas	34.978	80 Velasco - Cabezas	38.010	47 Alex Reimann	55.010	2	80 Velasco - Cabezas	2:08.039	2:08.379	2
3	47 Alex Reimann	35.137	47 Alex Reimann	38.325	80 Velasco - Cabezas	55.051	3	47 Alex Reimann	2:08.472	2:08.820	3
4	17 Innocenti - Belicchi	35.256	17 Innocenti - Belicchi	38.378	17 Innocenti - Belicchi	55.333	4	17 Innocenti - Belicchi	2:08.967	2:09.320	4
5	69 Bochez - Bochez	35.826	52 Przybylak - Vandervelde	38.860	69 Bochez - Bochez	55.816	5	69 Bochez - Bochez	2:10.505	2:10.505	5
6	52 Przybylak - Vandervelde	35.831	69 Bochez - Bochez	38.863	81 Ludwig - Liquorish	55.972	6	52 Przybylak - Vandervelde	2:10.883	2:11.342	6
7	44 Pisani - Zanini	36.040	44 Pisani - Zanini	38.953	67 De Lorenzi - Borghi	55.979	7	44 Pisani - Zanini	2:11.208	2:11.693	8
8	67 De Lorenzi - Borghi	36.078	81 Ludwig - Liquorish	39.107	52 Przybylak - Vandervelde	56.192	8	67 De Lorenzi - Borghi	2:11.339	2:12.417	9
9	78 Scannicchio - Babini	36.193	67 De Lorenzi - Borghi	39.282	44 Pisani - Zanini	56.215	9	81 Ludwig - Liquorish	2:11.607	2:11.607	7
10	14 Fondi - Van den Hengel	36.417	78 Scannicchio - Babini	39.448	14 Fondi - Van den Hengel	56.302	10	78 Scannicchio - Babini	2:12.204	2:12.684	10
11	81 Ludwig - Liquorish	36.528	11 Fabiani - Zerbi	39.812	78 Scannicchio - Babini	56.563	11	14 Fondi - Van den Hengel	2:12.795	2:14.970	12
12	11 Fabiani - Zerbi	36.832	14 Fondi - Van den Hengel	40.076	55 Condé - Mello	57.409	12	11 Fabiani - Zerbi	2:14.150	2:14.354	11
13	55 Condé - Mello	36.901	55 Condé - Mello	40.095	11 Fabiani - Zerbi	57.506	13	55 Condé - Mello	2:14.405	2:15.029	13
14	007 Fazal-Karim - Darras	37.052	007 Fazal-Karim - Darras	40.296	77 Ala-Jyrä - Jaaska	58.065	14	007 Fazal-Karim - Darras	2:15.454	2:15.558	14
15	77 Ala-Jyrä - Jaaska	37.239	77 Ala-Jyrä - Jaaska	40.394	007 Fazal-Karim - Darras	58.106	15	77 Ala-Jyrä - Jaaska	2:15.698	2:15.879	15
16	99 García - Scholl	38.524	99 García - Scholl	42.214	99 García - Scholl	1:00.635	16	99 García - Scholl	2:21.373	2:21.780	16
17	57 Antonel - Vandierendonck	41.032	57 Antonel - Vandierendonck	42.855	57 Antonel - Vandierendonck	1:05.034	17	57 Antonel - Vandierendonck	2:28.921	2:32.926	17





Paul Ricard
 GT Cup Europe
 Free Practice - 3 -bronze drivers-
 Best 5 Lap Times



Cl	N° Entrant/Team	Nat	Driver 1	Nat	Driver 2	Nat	Vehicle	Cat	Cl	Best 1		Best 2		Best 3		Best 4		Best 5	
										Time	Lap	Time	Lap	Time	Lap	Time	Lap	Time	Lap
1	19 Mertel Motorsport	DEU	Stefano Bozzoni	ITA	Fernando Navarrete	ESP	Ferrari 488 Challenge Evo	AM	1	2:07.331	3	2:07.744	4	2:08.857	2	2:22.917	5	3:18.972	7
2	80 Mertel Motorsport	DEU	Iván Velasco	ESP	Jorge Cabezas	ESP	Ferrari 488 Challenge Evo	PROAM	1	2:08.379	8	2:08.972	2	2:12.665	7	2:27.896	9	2:31.876	5
3	47 EST1 Racing	EST	Alex Reimann	EST			Porsche 992 GT3 Cup	AM	2	2:08.820	4	2:08.984	5	2:09.043	7	2:17.474	6	2:21.472	2
4	17 Rossocorsa Racing	ITA	Lorenzo Ferdinando Innocenti	ITA	Andrea Belicchi	ITA	Ferrari 488 Challenge Evo	PROAM	2	2:09.320	4	2:09.499	8	2:10.318	6	2:11.564	3	2:12.496	7
5	69 Kessel Racing	CHE	Alexandre Bochez	CHE	Mikaël Bochez	CHE	Ferrari 488 Challenge Evo	AM	3	2:10.505	8	2:11.320	4	2:11.386	7	2:13.831	2	2:16.455	3
6	52 Q1-trackracing	BEL	Xander Przybylak	BEL	Laurent Vandervelde	BEL	Porsche 992 GT3 Cup	AM	4	2:11.342	5	2:11.363	6	2:11.755	4	2:12.374	3	2:13.613	2
7	81 Mertel Motorsport	DEU	Luca Ludwig	DEU	Steven Liquorish	GBR	Ferrari 488 Challenge Evo	PROAM	3	2:11.607	8	2:12.393	5	2:12.724	4	2:14.686	3	2:15.697	2
8	44 Eugenio Pisani / SP Racing	ITA	Eugenio Pisani	ITA	Stefano Zanini	ITA	Porsche 911 GT3 Cup gen 2	PROAM	4	2:11.693	6	2:11.713	7	2:12.660	4	2:19.502	8		
9	67 GDL Racing	SMR	Gianluca De Lorenzi	ITA	Stefano Borghi	ITA	Porsche 992 GT3 Cup	AM	5	2:12.417	5	2:12.466	4	2:12.586	6	2:13.411	8	2:13.451	7
10	78 ZRS Motorsport	ITA	Davide Scannicchio	ITA	Fabio Babini	ITA	Porsche 992 GT3 Cup	PROAM	5	2:12.684	7	2:15.965	2	2:35.272	9	2:40.397	5		
11	11 Eugenio Pisani / SP Racing	ITA	Fabio Fabiani	ITA	Stefano Zerbi	ITA	Porsche 911 GT3 Cup gen 2	AM	6	2:14.354	5	2:16.706	8	2:20.757	3	2:23.921	6	2:32.287	2
12	14 Ghinzani Arco Motorsport	ITA	Maurizio Fondi	ITA	Laura Van den Hengel	NLD	Porsche 992 GT3 Cup	AM	7	2:14.970	6	2:16.480	5	2:32.093	3	2:37.990	2	2:44.084	8
13	55 Q1-trackracing	BEL	Gustavo Condé	BRA	H. Mello	BRA	Porsche 992 GT3 Cup	AM	8	2:15.029	8	2:16.335	5	2:17.258	4	2:17.698	7	2:29.259	2
14	007 Street-Art Racing	BEL	Jayan Fazal-Karim	FRA	Julien Darras	FRA	Aston Martin Vantage AMR	TPH	1	2:15.558	8	2:16.564	6	2:18.776	5	2:21.504	4	2:32.072	3
15	77 EST1 Racing	EST	Jori Ala-Jyrä	FIN	Indrek Jaaska	EST	Porsche 992 GT3 Cup	AM	9	2:15.879	7	2:16.713	8	2:17.625	6	2:20.089	5	2:20.644	4
16	99 Lionspeed GP	DEU	José García	ESP	Carlo Scholl	DEU	Porsche Cayman GT4 RS	TPH	2	2:21.780	8	2:22.354	7	2:22.860	6	2:23.051	2	2:23.252	5
17	57 Q1-trackracing	BEL	Quentin Antonel	FRA	Nicolas Vandierendonck	BEL	Porsche 992 GT3 Cup	AM*	10	2:32.926	4	2:35.038	3	2:46.488	2				





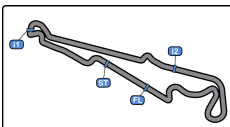
Paul Ricard
GT Cup Europe
Free Practice - 3-bronze drivers-
Best 5 Top Speeds



		Top 1		Top 2		Top 3		Top 4		Top 5	
Cl	Nº	Km/h	Lap	Km/h	Lap	Km/h	Lap	Km/h	Lap	Km/h	Lap

Cl	Nº	Entrant/Team	Nat	Driver 1	Nat	Driver 2	Nat	Vehicle	Cat	Cl	Km/h	Lap	Km/h	Lap	Km/h	Lap	Km/h	Lap	Km/h	Lap	Avg
1	80	Mertel Motorsport	DEU	Iván Velasco	ESP	Jorge Cabezas	ESP	Ferrari 488 Challenge Evo	PROAM	1	248.8	7	248.2	8	247.7	9	247.1	3	247.1	4	247.8
2	69	Kessel Racing	CHE	Alexandre Bochez	CHE	Mikaël Bochez	CHE	Ferrari 488 Challenge Evo	AM	1	248.2	3	247.7	4	247.1	5	247.1	7	246.5	8	247.3
3	19	Mertel Motorsport	DEU	Stefano Bozzoni	ITA	Fernando Navarrete	ESP	Ferrari 488 Challenge Evo	AM	2	246.5	2	246.5	3	245.4	4	231.7	7	220.8	5	238.2
4	81	Mertel Motorsport	DEU	Luca Ludwig	DEU	Steven Liquorish	GBR	Ferrari 488 Challenge Evo	PROAM	2	246.5	5	245.4	3	245.4	6	244.8	4	243.2	8	245.1
5	44	Eugenio Pisani / SP Racing	ITA	Eugenio Pisani	ITA	Stefano Zanini	MCO	Porsche 911 GT3 Cup gen 2	PROAM	3	245.4	7	245.4	8	244.3	4	244.3	6	243.7	5	244.6
6	17	Rosscorsa Racing	ITA	Lorenzo Ferdinando Innocenti	ITA	Andrea Belicchi	ITA	Ferrari 488 Challenge Evo	PROAM	4	243.2	5	243.2	8	242.6	3	242.6	4	242.6	6	242.9
7	11	Eugenio Pisani / SP Racing	ITA	Fabio Fabiani	ITA	Stefano Zerbi	ITA	Porsche 911 GT3 Cup gen 2	AM	3	242.6	8	241.6	5	241.0	4	241.0	6	241.0	9	241.5
8	67	GDL Racing	SMR	Gianluca De Lorenzi	ITA	Stefano Borghi	ITA	Porsche 992 GT3 Cup	AM	4	242.1	5	241.6	8	241.0	3	241.0	4	241.0	6	241.3
9	47	EST1 Racing	EST	Alex Reimann	EST			Porsche 992 GT3 Cup	AM	5	241.6	4	241.6	8	241.0	5	241.0	7	240.5	3	241.1
10	77	EST1 Racing	EST	Jori Ala-Jyrä	FIN	Indrek Jaaska	EST	Porsche 992 GT3 Cup	AM	6	241.6	8	240.5	9	240.0	4	240.0	6	239.4	7	240.3
11	14	Ghinzani Arco Motorsport	ITA	Maurizio Fondi	ITA	Laura Van den Hengel	NLD	Porsche 992 GT3 Cup	AM	7	240.0	7	231.7	6	229.7	3	221.7	8	210.9	5	226.8
12	52	Q1-trackracing	BEL	Xander Przybylak	BEL	Laurent Vandervelde	BEL	Porsche 992 GT3 Cup	AM	8	240.0	8	238.9	6	238.4	3	238.4	5	238.4	7	238.8
13	78	ZRS Motorsport	ITA	Davide Scannicchio	ITA	Fabio Babini	ITA	Porsche 992 GT3 Cup	PROAM	5	240.0	7	239.4	3	239.4	4	239.4	5	238.9	2	239.4
14	55	Q1-trackracing	BEL	Gustavo Condé	BRA	H. Mello	BRA	Porsche 992 GT3 Cup	AM	9	239.4	5	239.4	6	239.4	8	235.8	3	235.2	4	237.9
15	007	Street-Art Racing	FRA	Jayan Fazal-Karim	FRA	Julien Darras	FRA	Aston Martin Vantage AMR	TPH	1	230.7	8	230.2	7	230.2	9	229.7	6	228.8	5	229.9
16	99	Lionspeed GP	DEU	José García	ESP	Carlo Scholl	DEU	Porsche Cayman GT4 RS	TPH	2	223.1	8	222.2	6	221.7	5	221.7	7	221.3	2	222.0
17	57	Q1-trackracing	BEL	Quentin Antonel	FRA	Nicolas Vandierendonck	BEL	Porsche 992 GT3 Cup	AM*	10	177.0	4	174.4	3	129.9	2	111.1	1			148.1





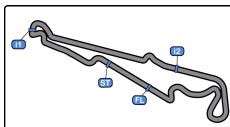
Paul Ricard
GT Cup Europe
Free Practice - 3 -bronze drivers-
Fastest Laps Sequence

Paul Ricard 5.822 m.



Lap	Time of Day	Session Time	N° Entrant/Team	Nat	Driver 1	Nat	Driver 2	Nat	Vehicle	Cat	Time	Km/h
2	19:45:07.252	5:07.252	19 Mertel Motorsport		Stefano Bozzoni		Fernando Navarrete		Ferrari 488 Challenge Evo	AM	2:08.857	162.6
3	19:47:14.583	7:14.583	19 Mertel Motorsport		Stefano Bozzoni		Fernando Navarrete		Ferrari 488 Challenge Evo	AM	2:07.331	164.6





Paul Ricard
GT Cup Europe
Free Practice - 3 -bronze drivers-
Event Best Maximum Speed

Paul Ricard 5.822 m.



N°	Entrant/Team	Nat	Driver 1	Nat	Driver 2	Nat	Vehicle	Cat	Km/h	Session
80	Mertel Motorsport	DEU	Iván Velasco	ESP	Jorge Cabezas	ESP	Ferrari 488 Challenge Evo	PROAM	251.7	Free Practice - 1
19	Mertel Motorsport	DEU	Stefano Bozzoni	ITA	Fernando Navarrete	ESP	Ferrari 488 Challenge Evo	AM	251.1	Free Practice - 1
81	Mertel Motorsport	DEU	Luca Ludwig	DEU	Steven Liquorish	GBR	Ferrari 488 Challenge Evo	PROAM	250.0	Free Practice - 1
69	Kessel Racing	CHE	Alexandre Bochez	CHE	Mikaël Bochez	CHE	Ferrari 488 Challenge Evo	AM	250.0	Free Practice - 1
44	Eugenio Pisani / SP Racing	ITA	Eugenio Pisani	ITA	Stefano Zanini	MCO	Porsche 911 GT3 Cup gen 2	PROAM	246.0	Free Practice - 1
17	Rossocorsa Racing	ITA	Lorenzo Ferdinando Innocenti	ITA	Andrea Belicchi	ITA	Ferrari 488 Challenge Evo	PROAM	246.0	Free Practice - 1
70	GDL Racing	SMR	Roberto Bosio	ITA			Porsche 911 GT3 Cup gen 2	AM	246.0	Free Practice - 1
16	Volcano Motorsport	ESP	Evgenii Leonov	ITA			Porsche 992 GT3 Cup	PROAM*	245.4	Free Practice - 1
67	GDL Racing	SMR	Gianluca De Lorenzi	ITA	Stefano Borghi	ITA	Porsche 992 GT3 Cup	AM	244.3	Free Practice - 1
21	Camil Perian / R01 Racing by Varu Nicu	ROU	Camil Perian	ROU	Florin Tincescu	ROU	Porsche 911 GT3 Cup gen 2	AM	244.3	Free Practice - 1
11	Eugenio Pisani / SP Racing	ITA	Fabio Fabiani	ITA	Stefano Zerbi	ITA	Porsche 911 GT3 Cup gen 2	AM	243.2	Free Practice - 1
55	Q1-trackracing	BEL	Gustavo Condé	BRA	H. Mello	BRA	Porsche 992 GT3 Cup	AM	242.6	Free Practice - 1
77	EST1 Racing	EST	Jori Ala-Jyrä	FIN	Indrek Jaaska	EST	Porsche 992 GT3 Cup	AM	242.6	Free Practice - 1
57	Q1-trackracing	BEL	Quentin Antonel	FRA	Nicolas Vandierendonck	BEL	Porsche 992 GT3 Cup	AM*	242.6	Free Practice - 1
78	ZRS Motorsport	ITA	Davide Scannicchio	ITA	Fabio Babini	ITA	Porsche 992 GT3 Cup	PROAM	242.1	Free Practice - 1
52	Q1-trackracing	BEL	Xander Przybylak	BEL	Laurent Vandervelde	BEL	Porsche 992 GT3 Cup	AM	242.1	Free Practice - 1
47	EST1 Racing	EST	Alex Reimann	EST			Porsche 992 GT3 Cup	AM	242.1	Free Practice - 2
65	GDL Racing	SMR	Mario Cordoni	ITA			Porsche 992 GT3 Cup	AM	241.6	Free Practice - 1
68	GDL Racing	SMR	Samuele Bosio	ITA			Porsche 992 GT3 Cup	AM	241.0	Free Practice - 1
14	Ghinzani Arco Motorsport	ITA	Maurizio Fondi	ITA	Laura Van den Hengel	NLD	Porsche 992 GT3 Cup	AM	240.0	Free Practice - 3 -bronze drivers-
007	Street-Art Racing	BEL	Jayan Fazal-Karim	FRA	Julien Darras	FRA	Aston Martin Vantage AMR	TPH	230.7	Free Practice - 1
99	Lionspeed GP	DEU	José García	ESP	Carlo Scholl	DEU	Porsche Cayman GT4 RS	TPH	224.5	Free Practice - 1





Paul Ricard
GT Cup Europe
Free Practice - 3 -bronze drivers-
Pit Stop Analysis



GT Cup
Europe

11 Fabio Fabiani Porsche 911 GT3 Cup gen 2

AM Stefano Zerbi Eugenio Pisani / SP Racing

N°	In Day Time	In Time	Out Time	Pit Time	T. Pit Time	Handicap	Diff.
1	19:55:15.962	19:55:15.962	19:57:39.162	2:23.200	2:23.200		

14 Maurizio Fondi Porsche 992 GT3 Cup

AM Laura Van den Hengel Ghinzani Arco Motorsport

N°	In Day Time	In Time	Out Time	Pit Time	T. Pit Time	Handicap	Diff.
1	19:50:28.865	19:50:28.865	19:51:19.941	51.076	51.076		

19 Stefano Bozzoni Ferrari 488 Challenge Evo

AM Fernando Navarrete Mertel Motorsport

N°	In Day Time	In Time	Out Time	Pit Time	T. Pit Time	Handicap	Diff.
1	19:51:36.741	19:51:36.741	19:54:04.334	2:27.593	2:27.593		

69 Alexandre Bochez Ferrari 488 Challenge Evo

AM Mikaël Bochez Kessel Racing

N°	In Day Time	In Time	Out Time	Pit Time	T. Pit Time	Handicap	Diff.
1	19:52:27.657	19:52:27.657	19:53:52.552	1:24.895	1:24.895		

80 Iván Velasco Ferrari 488 Challenge Evo

PROAM Jorge Cabezas Mertel Motorsport

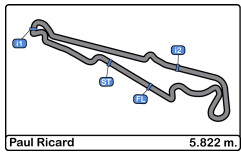
N°	In Day Time	In Time	Out Time	Pit Time	T. Pit Time	Handicap	Diff.
1	19:52:06.402	19:52:06.402	19:54:13.351	2:06.949	2:06.949		

81 Luca Ludwig Ferrari 488 Challenge Evo

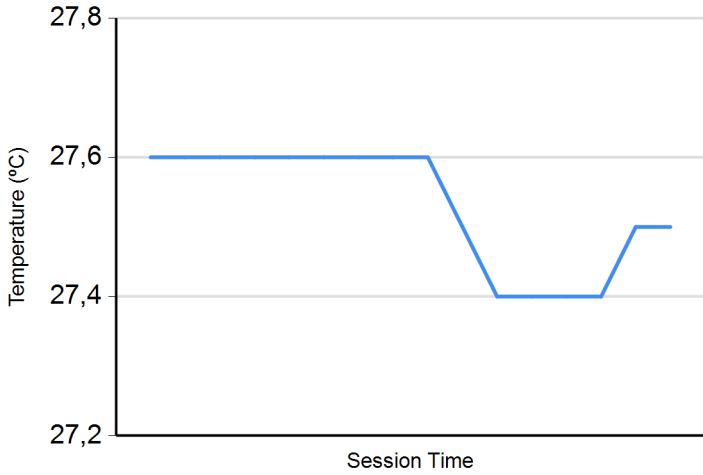
PROAM Steven Liquorish Mertel Motorsport

N°	In Day Time	In Time	Out Time	Pit Time	T. Pit Time	Handicap	Diff.
1	19:54:37.114	19:54:37.114	19:55:37.447	1:00.333	1:00.333		

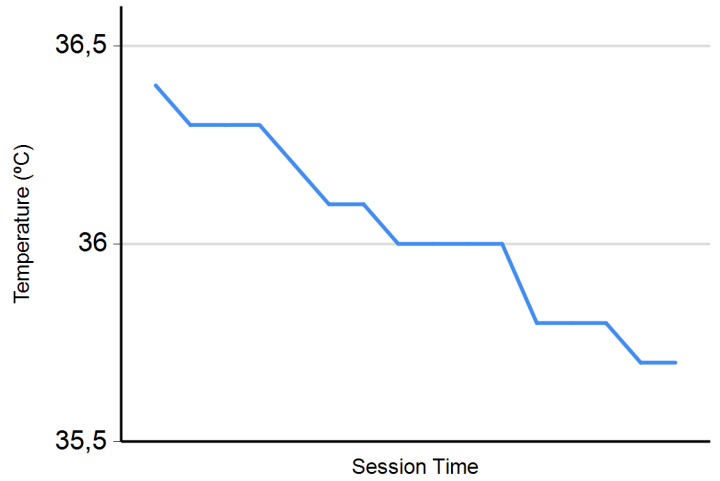




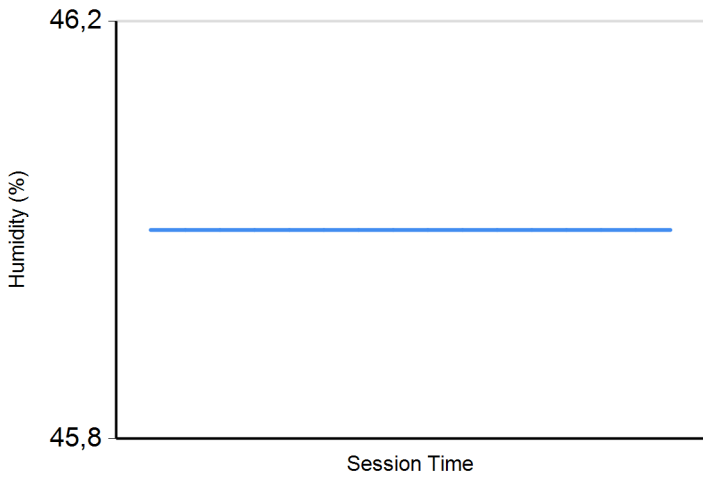
Air Temperature



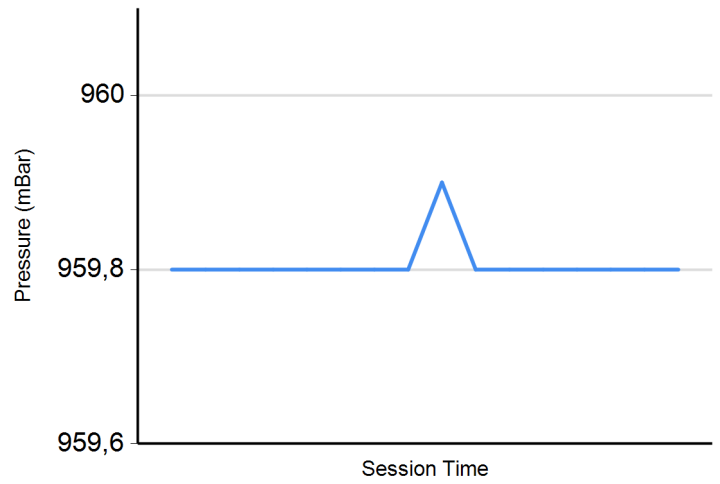
Track Temperature



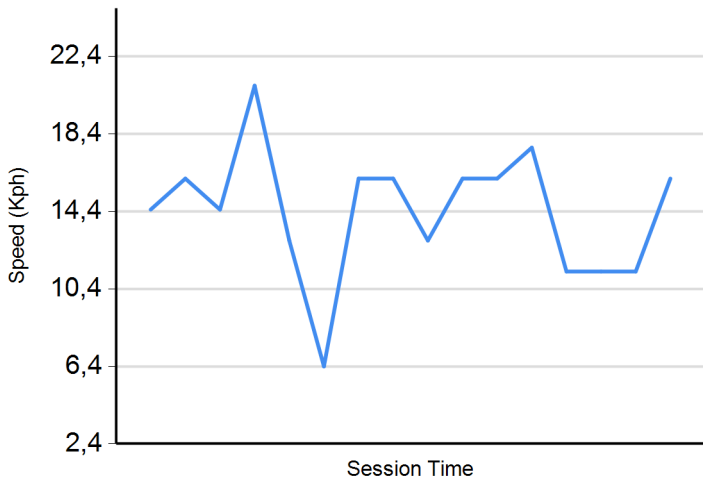
Humidity



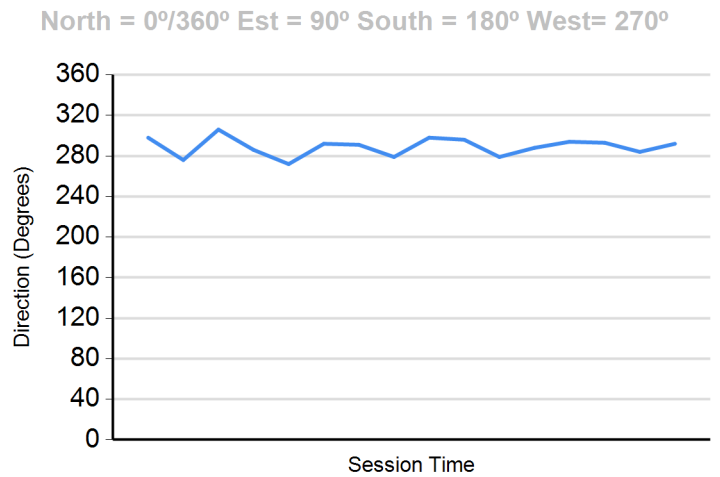
Pressure

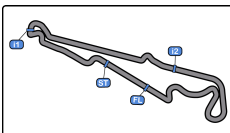


Wind Speed



Wind direction





Paul Ricard
GT Cup Europe
Free Practice - 1 - 2 - 3
Combined Results



Paul Ricard 5.822 m

Cls	N°	Entrant/Team	Nat	Driver 1	Nat	Driver 2	Nat	Vehicle	Cat	Cls	Laps	FP1	FP2	FP3	Best	Gap	Interval	Km/h	
1	19	Mertel Motorsport	DEU	Stefano Bozzoni	ITA	Fernando Navarrete	ESP	Ferrari 488 Challenge Evo	AM	1	26	2:09.505	4 15:30:01.	1 2:07.331	3	2:07.331			164.6
2	17	Rosscorsa Racing	ITA	Lorenzo Ferdinando Innocenti	ITA	Andrea Belicchi	ITA	Ferrari 488 Challenge Evo	PROAM	1	44	2:07.810	7 2:09.751	1 2:09.320	4	2:07.810	0.479	0.479	163.9
3	80	Mertel Motorsport	DEU	Iván Velasco	ESP	Jorge Cabezas	ESP	Ferrari 488 Challenge Evo	PROAM	2	43	2:09.247	7 2:09.122	1 2:08.379	8	2:08.379	1.048	0.569	163.2
4	78	ZRS Motorsport	ITA	Davide Scannicchio	ITA	Fabio Babini	ITA	Porsche 992 GT3 Cup	PROAM	3	40	2:12.829	1 2:08.620	7 2:12.684	7	2:08.620	1.289	0.241	162.9
5	47	EST1 Racing	EST	Alex Reimann	EST			Porsche 992 GT3 Cup	AM	2	41	2:11.234	5 2:10.049	1 2:08.820	4	2:08.820	1.489	0.200	162.7
6	16	Volcano Motorsport	ESP	Evgenii Leonov	ITA			Porsche 992 GT3 Cup	PROAM*	4	37	2:10.953	1 2:09.498	8	2:09.498	2.167	0.678	161.8	
7	57	Q1-trackracing	BEL	Quentin Antonel	FRA	Nicolas Vandierendonck	BEL	Porsche 992 GT3 Cup	AM*	3	40	2:10.220	1 2:10.157	7 2:32.926	4	2:10.157	2.826	0.659	161.0
8	69	Kessel Racing	CHE	Alexandre Bochez	CHE	Mikaël Bochez	CHE	Ferrari 488 Challenge Evo	AM	4	44	2:11.352	1 2:12.030	1 2:10.505	8	2:10.505	3.174	0.348	160.6
9	44	Eugenio Pisani / SP Racing	ITA	Eugenio Pisani	ITA	Stefano Zanini	ITA	Porsche 911 GT3 Cup gen 2	PROAM	5	41	2:10.929	1 2:11.100	7 2:11.693	6	2:10.929	3.598	0.424	160.0
10	21	Camil Perian / R01 Racing by Varu Nicu	ROU	Camil Perian	ROU	Florin Tincescu	ROU	Porsche 911 GT3 Cup gen 2	AM	5	37	2:11.571	1 2:11.011	1	2:11.011	3.680	0.082	159.9	
11	52	Q1-trackracing	BEL	Xander Przybylak	BEL	Laurent Vandervelde	BEL	Porsche 992 GT3 Cup	AM	6	33	2:12.884	1 2:12.459	9 2:11.342	5	2:11.342	4.011	0.331	159.5
12	55	Q1-trackracing	BEL	Gustavo Condé	BRA	H. Mello	BRA	Porsche 992 GT3 Cup	AM	7	43	2:13.200	5 2:11.403	1 2:15.029	8	2:11.403	4.072	0.061	159.5
13	65	GDL Racing	SMR	Mario Cordoni	ITA			Porsche 992 GT3 Cup	AM	8	20	2:16.635	2 2:11.521	1	2:11.521	4.190	0.118	159.3	
14	81	Mertel Motorsport	DEU	Luca Ludwig	DEU	Steven Liquorish	GBR	Ferrari 488 Challenge Evo	PROAM	6	36	2:13.950	1 2:19.927	5 2:11.607	8	2:11.607	4.276	0.086	159.2
15	67	GDL Racing	SMR	Gianluca De Lorenzi	ITA	Stefano Borghi	ITA	Porsche 992 GT3 Cup	AM	9	37	2:19.131	8 2:13.700	9 2:12.417	5	2:12.417	5.086	0.810	158.2
16	68	GDL Racing	SMR	Samuele Bosio	ITA			Porsche 992 GT3 Cup	AM	10	35	2:12.811	8 2:13.883	5	2:12.811	5.480	0.394	157.8	
17	77	EST1 Racing	EST	Jori Ala-Jyrä	FIN	Indrek Jaaska	EST	Porsche 992 GT3 Cup	AM	11	45	2:14.005	1 2:13.086	1 2:15.879	7	2:13.086	5.755	0.275	157.4
18	11	Eugenio Pisani / SP Racing	ITA	Fabio Fabiani	ITA	Stefano Zerbi	ITA	Porsche 911 GT3 Cup gen 2	AM	12	41	2:14.752	7 2:14.768	1 2:14.354	5	2:14.354	7.023	1.268	155.9
19	14	Ghinzani Arco Motorsport	ITA	Maurizio Fondi	ITA	Laura Van den Hengel	NLD	Porsche 992 GT3 Cup	AM	13	39	2:20.563	5 2:15.763	7 2:14.970	6	2:14.970	7.639	0.616	155.2
20	007	Street-Art Racing	BEL	Jayan Fazal-Karim	FRA	Julien Darras	FRA	Aston Martin Vantage AMR	TPH	1	35	2:24.290	1 2:23.153	1 2:15.558	8	2:15.558	8.227	0.588	154.6
21	70	GDL Racing	SMR	Roberto Bosio	ITA			Porsche 911 GT3 Cup gen 2	AM	14	33	2:17.477	6 2:16.453	1	2:16.453	9.122	0.895	153.6	
22	99	Lionspeed GP	DEU	José García	ESP	Carlo Scholl	DEU	Porsche Cayman GT4 RS	TPH	2	29	2:24.036	8 2:19.182	1 2:21.780	8	2:19.182	11.851	2.729	150.5

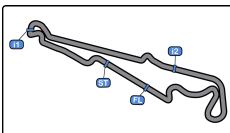
*** PENALTIES**

- CAR 81 TIME 2:12.085 DELETED TRACK LIMITS AT T 7 AND 10
- CAR 68 TIME 2:18.181 DELETED TRACK LIMITS AT T 10
- CAR 67 TIME 2:13.738 DELETED TRACK LIMITS AT T 10
- CAR 57 TIME 2:12.922 DELETED TRACK LIMITS AT T 7
- CAR 47 TIME 2:11.912 DELETED TRACK LIMITS AT T 10
- CAR 80 TIME 2:08.080 DELETED TRACK LIMITS AT T 7
- CAR 80 TIME 2:13.301 DELETED TRACK LIMITS AT T 7
- CAR 80 TIME 2:10.967 DELETED TRACK LIMITS AT T 10
- CAR 44 TIME 2:16.017 DELETED TRACK LIMITS AT T 10
- CAR 44 TIME 2:16.261 DELETED TRACK LIMITS AT T 10
- CAR 81 TIME 2:18.166 DELETED TRACK LIMITS AT T 10

Published at:.....

Race Director:	Timekeeper: Luis García JOB-1605-ESP/M
-----------------------	--------------------------------------------------





Paul Ricard
GT Cup Europe
Free Practice - 1 - 2 - 3



Paul Ricard 5.822 m. **Combined Results**

- CAR 47 TIME 2:10.018 DELETED TRACK LIMITS AT T 10
- CAR 81 TIME 2:44.898 DELETED TRACK LIMITS AT T 7
- CAR 69 TIME 2:13.822 DELETED TRACK LIMITS AT T 10
- CAR 80 TIME 2:08.332 DELETED TRACK LIMITS AT T 7
- CAR 11 TIME 2:20.543 DELETED TRACK LIMITS AT T 10
- CAR 65 TIME 2:16.424 DELETED TRACK LIMITS AT T 10
- CAR 44 TIME 2:12.177 DELETED TRACK LIMITS AT T 7
- CAR 44 TIME 2:12.885 DELETED TRACK LIMITS AT T 10
- CAR 16 TIME 2:48.283 DELETED TRACK LIMITS AT T 10
- CAR 78 TIME 2:15.215 DELETED TRACK LIMITS AT T 7
- CAR 80 TIME 2:09.472 DELETED TRACK LIMITS AT T 10
- CAR 17 TIME 2:50.930 DELETED TRACK LIMITS AT T 10
- CAR 11 TIME 2:14.483 DELETED TRACK LIMITS AT T 10
- CAR 78 TIME 2:13.754 DELETED TRACK LIMITS AT T 10
- CAR 65 TIME 2:16.173 DELETED TRACK LIMITS AT T 10
- CAR 78 TIME 2:12.752 DELETED TRACK LIMITS AT T 7
- CAR 57 TIME 2:13.159 DELETED TRACK LIMITS AT T 10
- CAR 80 TIME 2:09.303 DELETED TRACK LIMITS AT T 10
- CAR 44 TIME 2:11.345 DELETED TRACK LIMITS AT T 10
- CAR 47 TIME 2:13.437 DELETED TRACK LIMITS AT T 10
- CAR 57 TIME 2:10.946 DELETED TRACK LIMITS AT T 7
- CAR 78 TIME 2:13.338 DELETED TRACK LIMITS AT T 7
- CAR 44 TIME 2:12.361 DELETED TRACK LIMITS AT T 10
- CAR 17 TIME 2:13.960 DELETED TRACK LIMITS AT T 7
- CAR 52 TIME 2:11.350 DELETED TRACK LIMITS AT T 10
- CAR 19 TIME 2:26.822 DELETED TRACK LIMITS AT T 10
- CAR 65 TIME 2:13.563 DELETED TRACK LIMITS AT T 7
- CAR 1007 TIME 2:16.160 DELETED TRACK LIMITS AT T 10
- CAR 80 TIME 2:19.421 DELETED TRACK LIMITS AT T 10
- CAR 16 TIME 2:12.134 DELETED TRACK LIMITS AT T 10
- CAR 14 TIME 2:13.153 DELETED TRACK LIMITS AT T 10
- CAR 78 TIME 2:09.046 DELETED TRACK LIMITS AT T 10
- CAR 69 TIME 2:22.211 DELETED TRACK LIMITS AT T 10
- CAR 78 TIME 2:12.540 DELETED TRACK LIMITS AT T 7
- CAR 57 TIME 2:11.313 DELETED TRACK LIMITS AT T 10

Published at:.....

Race Director:

Timekeeper:

Luis Garcia

JOB-1605-ESP/M





Paul Ricard
GT Cup Europe
Free Practice - 1 - 2 - 3
Combined Results

Paul Ricard 5.822 m.



- CAR 1007 TIME 2:15.503 DELETED TRACK LIMITS AT T 10
- CAR 16 TIME 2:39.292 DELETED TRACK LIMITS AT T 10
- CAR 80 TIME 2:20.351 DELETED TRACK LIMITS AT T 10
- CAR 70 TIME 2:27.237 DELETED TRACK LIMITS AT T 10
- CAR 68 TIME 2:12.950 DELETED TRACK LIMITS AT T 10
- CAR 11 TIME 2:31.894 DELETED TRACK LIMITS AT T 10
- CAR 81 TIME 2:14.634 DELETED TRACK LIMITS AT T 10
- CAR 44 TIME 2:12.315 DELETED TRACK LIMITS AT T 10
- CAR 70 TIME 2:18.556 DELETED TRACK LIMITS AT T 10
- CAR 44 TIME 2:50.789 DELETED TRACK LIMITS AT T 10
- CAR 1007 TIME 2:15.810 DELETED TRACK LIMITS AT T 10
- CAR 77 TIME 2:13.972 DELETED TRACK LIMITS AT T 7
- CAR 65 TIME 2:12.231 DELETED TRACK LIMITS AT T 10
- CAR 1007 TIME 2:19.866 DELETED TRACK LIMITS AT T 7
- CAR 67 TIME 2:16.917 DELETED TRACK LIMITS AT T 10
- CAR 57 TIME 2:47.129 DELETED TRACK LIMITS AT T 7
- CAR 44 TIME 2:13.110 DELETED TRACK LIMITS AT T 10
- CAR 16 TIME 2:46.770 DELETED TRACK LIMITS AT T 7
- CAR 68 TIME 2:12.821 DELETED TRACK LIMITS AT T 10
- CAR 1007 TIME 3:00.769 DELETED TRACK LIMITS AT T 7
- CAR 47 TIME 4:00.920 DELETED TRACK LIMITS AT T 10
- CAR 16 TIME 2:11.539 DELETED TRACK LIMITS AT T 7
- CAR 77 TIME 2:14.019 DELETED TRACK LIMITS AT T 10
- CAR 67 TIME 2:27.448 DELETED TRACK LIMITS AT T 7
- CAR 17 TIME 2:20.031 DELETED TRACK LIMITS AT T 7
- CAR 81 TIME 2:08.221 DELETED TRACK LIMITS AT T 7
- CAR 81 TIME 2:24.676 DELETED TRACK LIMITS AT T 7
- CAR 16 TIME 2:32.825 DELETED TRACK LIMITS AT T 7
- CAR 57 TIME 2:10.219 DELETED TRACK LIMITS AT T 7
- CAR 67 TIME 2:09.551 DELETED TRACK LIMITS AT T 7
- CAR 70 TIME 2:16.696 DELETED TRACK LIMITS AT T 7
- CAR 47 TIME 2:10.993 DELETED TRACK LIMITS AT T 7
- CAR 65 TIME 2:20.866 DELETED TRACK LIMITS AT T 10
- CAR 57 TIME 2:14.126 DELETED TRACK LIMITS AT T 7
- CAR 80 TIME 6:50.678 DELETED TRACK LIMITS AT T 10

Published at:.....

Race Director:	Timekeeper: Luis García  JOB-1605-ESP/M
-----------------------	-------------------------------------------------------------------------------------------------------------------------------------------





Paul Ricard
GT Cup Europe
Free Practice - 1 - 2 - 3



Paul Ricard 5.822 m.

Combined Results

- CAR 81 TIME 2:08.016 DELETED TRACK LIMITS AT T 7
- CAR 67 TIME 2:14.384 DELETED TRACK LIMITS AT T 10
- CAR 69 TIME 4:50.924 DELETED TRACK LIMITS AT T 10
- CAR 65 TIME 3:39.672 DELETED TRACK LIMITS AT T 10
- CAR 47 TIME 2:11.153 DELETED TRACK LIMITS AT T 10
- CAR 81 TIME 2:16.353 DELETED TRACK LIMITS AT T 10
- CAR 11 TIME 2:16.005 DELETED TRACK LIMITS AT T 7
- CAR 78 TIME 2:08.623 DELETED TRACK LIMITS AT T 10
- CAR 81 TIME 2:14.430 DELETED TRACK LIMITS AT T 7
- CAR 80 TIME 2:18.075 DELETED TRACK LIMITS AT T 7
- CAR 57 TIME 2:10.408 DELETED TRACK LIMITS AT T 7
- CAR 17 TIME 2:10.393 DELETED TRACK LIMITS AT T 7
- CAR 67 TIME 2:09.929 DELETED TRACK LIMITS AT T 10
- CAR 65 TIME 2:11.780 DELETED TRACK LIMITS AT T 7
- CAR 67 TIME 2:18.656 DELETED TRACK LIMITS AT T 10
- CAR 68 TIME 2:12.021 DELETED TRACK LIMITS AT T 10
- CAR 47 TIME 2:22.886 DELETED TRACK LIMITS AT T 10
- CAR 55 TIME 2:15.118 DELETED TRACK LIMITS AT T 10
- CAR 57 TIME 2:10.818 DELETED TRACK LIMITS AT T 7
- CAR 99 TIME 2:20.197 DELETED TRACK LIMITS AT T 10
- CAR 21 TIME 2:12.291 DELETED TRACK LIMITS AT T 7
- CAR 65 TIME 2:12.453 DELETED TRACK LIMITS AT T 10
- CAR 17 TIME 2:10.448 DELETED TRACK LIMITS AT T 10
- CAR 57 TIME 2:20.701 DELETED TRACK LIMITS AT T 7
- CAR 17 TIME 2:11.715 DELETED TRACK LIMITS AT T 7
- CAR 68 TIME 2:10.806 DELETED TRACK LIMITS AT T 10
- CAR 78 TIME 2:13.558 DELETED TRACK LIMITS AT T 10
- CAR 55 TIME 2:11.926 DELETED TRACK LIMITS AT T 10
- CAR 55 TIME 2:47.769 DELETED TRACK LIMITS AT T 10
- CAR 57 TIME 2:10.817 DELETED TRACK LIMITS AT T 7
- CAR 77 TIME 2:19.476 DELETED TRACK LIMITS AT T 7
- CAR 70 TIME 2:16.577 DELETED TRACK LIMITS AT T 10
- CAR 69 TIME 2:16.097 DELETED TRACK LIMITS AT T 10
- CAR 81 TIME 2:07.926 DELETED TRACK LIMITS AT T 7
- CAR 68 TIME 2:11.557 DELETED TRACK LIMITS AT T 7

Published at:.....

Race Director:

Timekeeper:

Luis Garcia

JOB-1605-ESP/M





Paul Ricard
GT Cup Europe
Free Practice - 1 - 2 - 3
Combined Results

Paul Ricard 5.822 m.

- CAR 16 TIME 2:10.838 DELETED TRACK LIMITS AT T 7
- CAR 11 TIME 2:46.811 DELETED TRACK LIMITS AT T 10
- CAR 68 TIME 2:11.058 DELETED TRACK LIMITS AT T 10
- CAR 17 TIME 2:09.998 DELETED TRACK LIMITS AT T 7
- CAR 65 TIME 2:11.505 DELETED TRACK LIMITS AT T 7
- CAR 78 TIME 2:52.348 DELETED TRACK LIMITS AT T 10
- CAR 21 TIME 2:11.655 DELETED TRACK LIMITS AT T 7
- CAR 16 TIME 2:18.563 DELETED TRACK LIMITS AT T 7
- CAR 57 TIME 2:11.120 DELETED TRACK LIMITS AT T 10
- CAR 68 TIME 2:11.762 DELETED TRACK LIMITS AT T 7
- CAR 67 TIME 2:13.310 DELETED TRACK LIMITS AT T 10
- CAR 44 TIME 4:28.906 DELETED TRACK LIMITS AT T 10
- CAR 47 TIME 2:19.405 DELETED TRACK LIMITS AT T 10
- CAR 80 TIME 2:19.039 DELETED TRACK LIMITS AT T 7
- CAR 1007 TIME 2:21.523 DELETED TRACK LIMITS AT T 10
- CAR 70 TIME 2:18.821 DELETED TRACK LIMITS AT T 7
- CAR 81 TIME 2:45.467 DELETED TRACK LIMITS AT T 10
- CAR 44 TIME 2:28.082 DELETED TRACK LIMITS AT T 10
- CAR 77 TIME 2:18.603 DELETED TRACK LIMITS AT T 10
- CAR 57 TIME 2:15.287 DELETED TRACK LIMITS AT T 7
- CAR 44 TIME 2:11.683 DELETED TRACK LIMITS AT T 10
- CAR 16 TIME 2:12.713 DELETED TRACK LIMITS AT T 7
- CAR 65 TIME 2:11.102 DELETED TRACK LIMITS AT T 10
- CAR 81 TIME 2:17.693 DELETED TRACK LIMITS AT T 10
- CAR 57 TIME 2:10.958 DELETED TRACK LIMITS AT T 10
- CAR 47 TIME 2:10.700 DELETED TRACK LIMITS AT T 10
- CAR 70 TIME 2:16.137 DELETED TRACK LIMITS AT T 7
- CAR 80 TIME 2:10.643 DELETED TRACK LIMITS AT T 7
- CAR 81 TIME 2:15.327 DELETED TRACK LIMITS AT T 7
- CAR 47 TIME 2:10.094 DELETED TRACK LIMITS AT T 7
- CAR 57 TIME 2:12.054 DELETED TRACK LIMITS AT T 10
- CAR 70 TIME 2:30.846 DELETED TRACK LIMITS AT T 10
- CAR 16 TIME 2:13.356 DELETED TRACK LIMITS AT T 10
- CAR 68 TIME 2:12.877 DELETED TRACK LIMITS AT T 10
- CAR 69 TIME 2:18.662 DELETED TRACK LIMITS AT T 10



Published at:.....

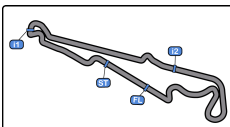
Race Director:

Timekeeper:

Luis Garcia

JOB-1605-ESP/M





Paul Ricard
GT Cup Europe
Free Practice - 1 - 2 - 3
Combined Results

Paul Ricard 5.822 m.



- CAR 67 TIME 2:10.355 DELETED TRACK LIMITS AT T 10
- CAR 80 TIME 2:09.242 DELETED TRACK LIMITS AT T 10
- CAR 81 TIME 2:16.043 DELETED TRACK LIMITS AT T 10
- CAR 47 TIME 2:21.195 DELETED TRACK LIMITS AT T 10
- CAR 67 TIME 2:10.938 DELETED TRACK LIMITS AT T 10
- CAR 17 TIME 2:10.129 DELETED TRACK LIMITS AT T 7
- CAR 80 TIME 2:24.398 DELETED TRACK LIMITS AT T 7
- CAR 21 TIME 2:12.610 DELETED TRACK LIMITS AT T 7
- CAR 16 TIME 2:11.691 DELETED TRACK LIMITS AT T 7
- CAR 77 TIME 2:13.249 DELETED TRACK LIMITS AT T 7
- CAR 67 TIME 2:10.520 DELETED TRACK LIMITS AT T 7
- CAR 17 TIME 2:11.547 DELETED TRACK LIMITS AT T 10
- CAR 57 TIME 2:10.269 DELETED TRACK LIMITS AT T 10
- CAR 68 TIME 2:12.651 DELETED TRACK LIMITS AT T 10
- CAR 11 TIME 2:17.630 DELETED TRACK LIMITS AT T 10
- CAR 14 TIME 2:20.394 DELETED TRACK LIMITS AT T 10
- CAR 81 TIME 2:27.460 DELETED TRACK LIMITS AT T 10
- CAR 77 TIME 2:15.148 DELETED TRACK LIMITS AT T 10
- CAR 52 TIME 2:12.126 DELETED TRACK LIMITS AT T 10
- CAR 68 TIME 2:11.610 DELETED TRACK LIMITS AT T 10
- CAR 67 TIME 2:09.865 DELETED TRACK LIMITS AT T 10
- CAR 78 TIME 2:12.933 DELETED TRACK LIMITS AT T 7

Published at:.....

Race Director:

Timekeeper:

Luis Garcia

JOB-1605-ESP/M

