



Paul Ricard
GT Cup Europe
Free Practice - 2



Provisional Results

Paul Ricard 5.822 m.

Cls	N°	Entrant/Team	Nat	Driver 1	Nat	Driver 2	Nat	Vehicle	Cat	Cls	Laps	Best	Time	Gap	Interval	Km/h
1	78	ZRS Motorsport	ITA	Davide Scannicchio	ITA	Fabio Babini	ITA	Porsche 992 GT3 Cup	PROAM	1	14	7	2:08.620			162.9
2	80	Mertel Motorsport	DEU	Iván Velasco	ESP	Jorge Cabezas	ESP	Ferrari 488 Challenge Evo	PROAM	2	15	12	2:09.122	0.502	0.502	162.3
3	16	Volcano Motorsport	ESP	Evgenii Leonov	MDA			Porsche 992 GT3 Cup	PROAM*	3	17	8	2:09.498	0.878	0.376	161.8
4	17	Rosscorsa Racing	ITA	Lorenzo Ferdinando Innocenti	ITA	Andrea Belicchi	ITA	Ferrari 488 Challenge Evo	PROAM	4	16	12	2:09.751	1.131	0.253	161.5
5	47	EST1 Racing	EST	Alex Reimann	EST			Porsche 992 GT3 Cup	AM	1	15	13	2:10.049	1.429	0.298	161.1
6	57	Q1-trackracing	BEL	Quentin Antonel	FRA	Nicolas Vandierendonck	BEL	Porsche 992 GT3 Cup	AM*	2	17	7	2:10.157	1.537	0.108	161.0
7	21	Camil Perian / R01 Racing by Varu Nicu	ROU	Camil Perian	ROU	Florin Tinescu	ROU	Porsche 911 GT3 Cup gen 2	AM	3	17	12	2:11.011	2.391	0.854	159.9
8	44	Eugenio Pisani / SP Racing	ITA	Eugenio Pisani	ITA	Stefano Zanini	MCO	Porsche 911 GT3 Cup gen 2	PROAM	5	16	7	2:11.100	2.480	0.089	159.8
9	55	Q1-trackracing	BEL	Gustavo Condé	BRA	H. Mello	BRA	Porsche 992 GT3 Cup	AM	4	17	10	2:11.403	2.783	0.303	159.5
10	65	GDL Racing	SMR	Mario Cordoni	ITA			Porsche 992 GT3 Cup	AM	5	17	12	2:11.521	2.901	0.118	159.3
11	69	Kessel Racing	CHE	Alexandre Bochez	CHE	Mikaël Bochez	CHE	Ferrari 488 Challenge Evo	AM	6	15	11	2:12.030	3.410	0.509	158.7
12	52	Q1-trackracing	BEL	Xander Przybylak	BEL	Laurent Vandervelede	BEL	Porsche 992 GT3 Cup	AM	7	13	9	2:12.459	3.839	0.429	158.2
13	77	EST1 Racing	EST	Jori Ala-Jyrä	FIN	Indrek Jaaska	EST	Porsche 992 GT3 Cup	AM	8	17	10	2:13.086	4.466	0.627	157.4
14	67	GDL Racing	SMR	Gianluca De Lorenzi	ITA	Stefano Borghi	ITA	Porsche 992 GT3 Cup	AM	9	14	9	2:13.700	5.080	0.614	156.7
15	68	GDL Racing	SMR	Samuele Bosio	ITA			Porsche 992 GT3 Cup	AM	10	16	5	2:13.883	5.263	0.183	156.5
16	11	Eugenio Pisani / SP Racing	ITA	Fabio Fabiani	ITA	Stefano Zerbi	ITA	Porsche 911 GT3 Cup gen 2	AM	11	15	10	2:14.768	6.148	0.885	155.5
17	14	Ghinzani Arco Motorsport	ITA	Maurizio Fondi	ITA	Laura Van den Hengel	NLD	Porsche 992 GT3 Cup	AM	12	16	7	2:15.763	7.143	0.995	154.3
18	70	GDL Racing	SMR	Roberto Bosio	ITA			Porsche 911 GT3 Cup gen 2	AM	13	17	13	2:16.453	7.833	0.690	153.6
19	99	Lionspeed GP	DEU	José García	ESP	Carlo Scholl	DEU	Porsche Cayman GT4 RS	TPH	1	13	10	2:19.182	10.562	2.729	150.5
20	81	Mertel Motorsport	DEU	Luca Ludwig	DEU	Steven Liquorish	GBR	Ferrari 488 Challenge Evo	PROAM	6	12	5	2:19.927	11.307	0.745	149.7
21	007	Street-Art Racing	BEL	Jayan Fazal-Karim	FRA	Julien Darras	FRA	Aston Martin Vantage AMR	TPH	2	13	11	2:23.153	14.533	3.226	146.4
22	19	Mertel Motorsport	DEU	Stefano Bozzoni	ITA	Fernando Navarrete	ESP	Ferrari 488 Challenge Evo	AM	14	1	1	15:30:01.9	15:27:53.	15:27:38.	00.0

*** PENALTIES**

- CAR 68 TIME 2:18.181 DELETED TRACK LIMITS AT T 10
- CAR 47 TIME 2:11.912 DELETED TRACK LIMITS AT T 10
- CAR 80 TIME 2:10.967 DELETED TRACK LIMITS AT T 10
- CAR 81 TIME 2:18.166 DELETED TRACK LIMITS AT T 10
- CAR 69 TIME 2:13.822 DELETED TRACK LIMITS AT T 10
- CAR 65 TIME 2:16.424 DELETED TRACK LIMITS AT T 10
- CAR 16 TIME 2:48.283 DELETED TRACK LIMITS AT T 10
- CAR 17 TIME 2:50.930 DELETED TRACK LIMITS AT T 10
- CAR 65 TIME 2:16.173 DELETED TRACK LIMITS AT T 10
- CAR 80 TIME 2:09.303 DELETED TRACK LIMITS AT T 10

Published at:.....

Track Temp: 49.2 °C Air Temp: 30.6 °C Humidity: 39 % Track Status: DRY

Race Director:

Timekeeper:

Luis García

JOB-1605-ESP/M





Paul Ricard
GT Cup Europe
Free Practice - 2



Provisional Results

Paul Ricard 5.822 m

- CAR 57 TIME 2:10.946 DELETED TRACK LIMITS AT T 7
- CAR 17 TIME 2:13.960 DELETED TRACK LIMITS AT T 7
- CAR 65 TIME 2:13.563 DELETED TRACK LIMITS AT T 7
- CAR 16 TIME 2:12.134 DELETED TRACK LIMITS AT T 10
- CAR 69 TIME 2:22.211 DELETED TRACK LIMITS AT T 10
- CAR 1007 TIME 2:15.503 DELETED TRACK LIMITS AT T 10
- CAR 80 TIME 2:20.351 DELETED TRACK LIMITS AT T 10
- CAR 68 TIME 2:12.950 DELETED TRACK LIMITS AT T 10
- CAR 81 TIME 2:14.634 DELETED TRACK LIMITS AT T 10
- CAR 70 TIME 2:18.556 DELETED TRACK LIMITS AT T 10
- CAR 1007 TIME 2:15.810 DELETED TRACK LIMITS AT T 10
- CAR 65 TIME 2:12.231 DELETED TRACK LIMITS AT T 10
- CAR 67 TIME 2:16.917 DELETED TRACK LIMITS AT T 10
- CAR 44 TIME 2:13.110 DELETED TRACK LIMITS AT T 10
- CAR 68 TIME 2:12.821 DELETED TRACK LIMITS AT T 10
- CAR 47 TIME 4:00.920 DELETED TRACK LIMITS AT T 10
- CAR 77 TIME 2:14.019 DELETED TRACK LIMITS AT T 10
- CAR 17 TIME 2:20.031 DELETED TRACK LIMITS AT T 7
- CAR 81 TIME 2:24.676 DELETED TRACK LIMITS AT T 7
- CAR 57 TIME 2:10.219 DELETED TRACK LIMITS AT T 7
- CAR 70 TIME 2:16.696 DELETED TRACK LIMITS AT T 7
- CAR 65 TIME 2:20.866 DELETED TRACK LIMITS AT T 10
- CAR 80 TIME 6:50.678 DELETED TRACK LIMITS AT T 10
- CAR 67 TIME 2:14.384 DELETED TRACK LIMITS AT T 10
- CAR 65 TIME 3:39.672 DELETED TRACK LIMITS AT T 10
- CAR 81 TIME 2:16.353 DELETED TRACK LIMITS AT T 10
- CAR 78 TIME 2:08.623 DELETED TRACK LIMITS AT T 10
- CAR 80 TIME 2:18.075 DELETED TRACK LIMITS AT T 7
- CAR 17 TIME 2:10.393 DELETED TRACK LIMITS AT T 7
- CAR 65 TIME 2:11.780 DELETED TRACK LIMITS AT T 7
- CAR 68 TIME 2:12.021 DELETED TRACK LIMITS AT T 10
- CAR 55 TIME 2:15.118 DELETED TRACK LIMITS AT T 10
- CAR 99 TIME 2:20.197 DELETED TRACK LIMITS AT T 10
- CAR 65 TIME 2:12.453 DELETED TRACK LIMITS AT T 10
- CAR 57 TIME 2:20.701 DELETED TRACK LIMITS AT T 7

Track Temp: **49.2 °C** Air Temp: **30.6 °C** Humidity: **39 %** Track Status: **DRY**

Published at:.....

Race Director:	Timekeeper: Luis Garcia  JOB-1605-ESP/M
-----------------------	--





Paul Ricard
GT Cup Europe
Free Practice - 2



Paul Ricard 5.822 m.

Provisional Results

- CAR 68 TIME 2:10.806 DELETED TRACK LIMITS AT T 10
- CAR 55 TIME 2:11.926 DELETED TRACK LIMITS AT T 10
- CAR 57 TIME 2:10.817 DELETED TRACK LIMITS AT T 7
- CAR 70 TIME 2:16.577 DELETED TRACK LIMITS AT T 10
- CAR 81 TIME 2:07.926 DELETED TRACK LIMITS AT T 7
- CAR 16 TIME 2:10.838 DELETED TRACK LIMITS AT T 7
- CAR 68 TIME 2:11.058 DELETED TRACK LIMITS AT T 10
- CAR 65 TIME 2:11.505 DELETED TRACK LIMITS AT T 7
- CAR 21 TIME 2:11.655 DELETED TRACK LIMITS AT T 7
- CAR 57 TIME 2:11.120 DELETED TRACK LIMITS AT T 10
- CAR 67 TIME 2:13.310 DELETED TRACK LIMITS AT T 10
- CAR 47 TIME 2:19.405 DELETED TRACK LIMITS AT T 10
- CAR 1007 TIME 2:21.523 DELETED TRACK LIMITS AT T 10
- CAR 81 TIME 2:45.467 DELETED TRACK LIMITS AT T 10
- CAR 77 TIME 2:18.603 DELETED TRACK LIMITS AT T 10
- CAR 44 TIME 2:11.683 DELETED TRACK LIMITS AT T 10
- CAR 65 TIME 2:11.102 DELETED TRACK LIMITS AT T 10
- CAR 57 TIME 2:10.958 DELETED TRACK LIMITS AT T 10
- CAR 70 TIME 2:16.137 DELETED TRACK LIMITS AT T 7

Published at:.....

Track Temp: **49.2 °C** Air Temp: **30.6 °C** Humidity: **39 %** Track Status: **DRY**

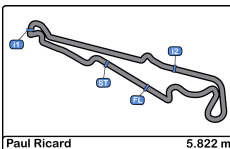
Race Director:

Timekeeper:

Luis Garcia

JOB-1605-ESP/M





Paul Ricard
GT Cup Europe
Free Practice - 2
Provisional Results by Category



PROAM																
Cls	N°	Entrant/Team	Nat	Driver 1	Nat	Driver 2	Nat	Vehicle	Cat	Cls	Laps	Best	Time	Gap	Interval	Km/h
1	78	ZRS Motorsport	ITA	Davide Scannicchio	ITA	Fabio Babini	ITA	Porsche 992 GT3 Cup	PROAM	1	14	7	2:08.620			162.9
2	80	Mertel Motorsport	DEU	Iván Velasco	ESP	Jorge Cabezas	ESP	Ferrari 488 Challenge Evo	PROAM	2	15	12	2:09.122	0.502	0.502	162.3
3	16	Volcano Motorsport	ESP	Evgenii Leonov	RUS			Porsche 992 GT3 Cup	PROAM*	3	17	8	2:09.498	0.878	0.376	161.8
4	17	Rosscorsa Racing	ITA	Lorenzo Ferdinando Innocenti	ITA	Andrea Belicchi	ITA	Ferrari 488 Challenge Evo	PROAM	4	16	12	2:09.751	1.131	0.253	161.5
5	44	Eugenio Pisani / SP Racing	ITA	Eugenio Pisani	ITA	Stefano Zanini	MCO	Porsche 911 GT3 Cup gen 2	PROAM	5	16	7	2:11.100	2.480	1.349	159.8
6	81	Mertel Motorsport	DEU	Luca Ludwig	DEU	Steven Liquorish	GBR	Ferrari 488 Challenge Evo	PROAM	6	12	5	2:19.927	11.307	8.827	149.7

AM																
Cls	N°	Entrant/Team	Nat	Driver 1	Nat	Driver 2	Nat	Vehicle	Cat	Cls	Laps	Best	Time	Gap	Interval	Km/h
1	47	EST1 Racing	EST	Alex Reimann	EST			Porsche 992 GT3 Cup	AM	1	15	13	2:10.049			161.1
2	57	Q1-trackracing	BEL	Quentin Antonel	FRA	Nicolas Vandierendonck	BEL	Porsche 992 GT3 Cup	AM*	2	17	7	2:10.157	0.108	0.108	161.0
3	21	Camil Perian / R01 Racing by Varu Nicu	ROU	Camil Perian	ROU	Florin Tincescu	ROU	Porsche 911 GT3 Cup gen 2	AM	3	17	12	2:11.011	0.962	0.854	159.9
4	55	Q1-trackracing	BEL	Gustavo Condé	BRA	H. Mello	BRA	Porsche 992 GT3 Cup	AM	4	17	10	2:11.403	1.354	0.392	159.5
5	65	GDL Racing	SMR	Mario Cordoni	ITA			Porsche 992 GT3 Cup	AM	5	17	12	2:11.521	1.472	0.118	159.3
6	69	Kessel Racing	CHE	Alexandre Bochez	CHE	Mikaël Bochez	CHE	Ferrari 488 Challenge Evo	AM	6	15	11	2:12.030	1.981	0.509	158.7
7	52	Q1-trackracing	BEL	Xander Przybylak	BEL	Laurent Vandervelede	BEL	Porsche 992 GT3 Cup	AM	7	13	9	2:12.459	2.410	0.429	158.2
8	77	EST1 Racing	EST	Jori Ala-Jyrä	FIN	Indrek Jaaska	EST	Porsche 992 GT3 Cup	AM	8	17	10	2:13.086	3.037	0.627	157.4
9	67	GDL Racing	SMR	Gianluca De Lorenzi	ITA	Stefano Borghi	ITA	Porsche 992 GT3 Cup	AM	9	14	9	2:13.700	3.651	0.614	156.7
10	68	GDL Racing	SMR	Samuele Bosio	ITA			Porsche 992 GT3 Cup	AM	10	16	5	2:13.883	3.834	0.183	156.5
11	11	Eugenio Pisani / SP Racing	ITA	Fabio Fabiani	ITA	Stefano Zerbi	ITA	Porsche 911 GT3 Cup gen 2	AM	11	15	10	2:14.768	4.719	0.885	155.5
12	14	Ghinzani Arco Motorsport	ITA	Maurizio Fondi	ITA	Laura Van den Hengel	NLD	Porsche 992 GT3 Cup	AM	12	16	7	2:15.763	5.714	0.995	154.3
13	70	GDL Racing	SMR	Roberto Bosio	ITA			Porsche 911 GT3 Cup gen 2	AM	13	17	13	2:16.453	6.404	0.690	153.6
14	19	Mertel Motorsport	DEU	Stefano Bozzoni	ITA	Fernando Navarrete	ESP	Ferrari 488 Challenge Evo	AM	14	1	1	15:30:01.9	15:27:51.	15:27:45.	00.0

TPH																
Cls	N°	Entrant/Team	Nat	Driver 1	Nat	Driver 2	Nat	Vehicle	Cat	Cls	Laps	Best	Time	Gap	Interval	Km/h
1	99	Lionspeed GP	DEU	José García	ESP	Carlo Scholl	DEU	Porsche Cayman GT4 RS	TPH	1	13	10	2:19.182			150.5
2	007	Street-Art Racing	BEL	Jayan Fazal-Karim	FRA	Julien Darras	FRA	Aston Martin Vantage AMR	TPH	2	13	11	2:23.153	3.971	3.971	146.4

*** PENALTIES**

CAR 68 TIME 2:18.181 DELETED TRACK LIMITS AT T 10

CAR 47 TIME 2:11.912 DELETED TRACK LIMITS AT T 10

CAR 80 TIME 2:10.967 DELETED TRACK LIMITS AT T 10

Published at:.....

Track Temp: **49.2 °C** Air Temp: **30.6 °C** Humidity: **39 %** Track Status: **DRY**

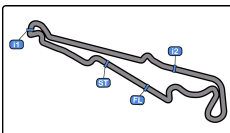
Race Director:

Timekeeper:

Luis Garcia

JOB-1605-ESP/M





Paul Ricard
GT Cup Europe
Free Practice - 2



Provisional Results by Category

Paul Ricard	5.822 m.
CAR 81 TIME 2:18.166 DELETED TRACK LIMITS AT T 10	
CAR 69 TIME 2:13.822 DELETED TRACK LIMITS AT T 10	
CAR 65 TIME 2:16.424 DELETED TRACK LIMITS AT T 10	
CAR 16 TIME 2:48.283 DELETED TRACK LIMITS AT T 10	
CAR 17 TIME 2:50.930 DELETED TRACK LIMITS AT T 10	
CAR 65 TIME 2:16.173 DELETED TRACK LIMITS AT T 10	
CAR 80 TIME 2:09.303 DELETED TRACK LIMITS AT T 10	
CAR 57 TIME 2:10.946 DELETED TRACK LIMITS AT T 7	
CAR 17 TIME 2:13.960 DELETED TRACK LIMITS AT T 7	
CAR 65 TIME 2:13.563 DELETED TRACK LIMITS AT T 7	
CAR 16 TIME 2:12.134 DELETED TRACK LIMITS AT T 10	
CAR 69 TIME 2:22.211 DELETED TRACK LIMITS AT T 10	
CAR 1007 TIME 2:15.503 DELETED TRACK LIMITS AT T 10	
CAR 80 TIME 2:20.351 DELETED TRACK LIMITS AT T 10	
CAR 68 TIME 2:12.950 DELETED TRACK LIMITS AT T 10	
CAR 81 TIME 2:14.634 DELETED TRACK LIMITS AT T 10	
CAR 70 TIME 2:18.556 DELETED TRACK LIMITS AT T 10	
CAR 1007 TIME 2:15.810 DELETED TRACK LIMITS AT T 10	
CAR 65 TIME 2:12.231 DELETED TRACK LIMITS AT T 10	
CAR 67 TIME 2:16.917 DELETED TRACK LIMITS AT T 10	
CAR 44 TIME 2:13.110 DELETED TRACK LIMITS AT T 10	
CAR 68 TIME 2:12.821 DELETED TRACK LIMITS AT T 10	
CAR 47 TIME 4:00.920 DELETED TRACK LIMITS AT T 10	
CAR 77 TIME 2:14.019 DELETED TRACK LIMITS AT T 10	
CAR 17 TIME 2:20.031 DELETED TRACK LIMITS AT T 7	
CAR 81 TIME 2:24.676 DELETED TRACK LIMITS AT T 7	
CAR 57 TIME 2:10.219 DELETED TRACK LIMITS AT T 7	
CAR 70 TIME 2:16.696 DELETED TRACK LIMITS AT T 7	
CAR 65 TIME 2:20.866 DELETED TRACK LIMITS AT T 10	
CAR 80 TIME 6:50.678 DELETED TRACK LIMITS AT T 10	
CAR 67 TIME 2:14.384 DELETED TRACK LIMITS AT T 10	
CAR 65 TIME 3:39.672 DELETED TRACK LIMITS AT T 10	
CAR 81 TIME 2:16.353 DELETED TRACK LIMITS AT T 10	
CAR 78 TIME 2:08.623 DELETED TRACK LIMITS AT T 10	
CAR 80 TIME 2:18.075 DELETED TRACK LIMITS AT T 7	

Published at:.....

Track Temp: **49.2 °C** Air Temp: **30.6 °C** Humidity: **39 %** Track Status: **DRY**

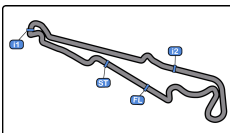
Race Director:

Timekeeper:

Luis Garcia

JOB-1605-ESP/M





Paul Ricard
GT Cup Europe
Free Practice - 2



Provisional Results by Category

Paul Ricard 5.822 m

- CAR 17 TIME 2:10.393 DELETED TRACK LIMITS AT T 7
- CAR 65 TIME 2:11.780 DELETED TRACK LIMITS AT T 7
- CAR 68 TIME 2:12.021 DELETED TRACK LIMITS AT T 10
- CAR 55 TIME 2:15.118 DELETED TRACK LIMITS AT T 10
- CAR 99 TIME 2:20.197 DELETED TRACK LIMITS AT T 10
- CAR 65 TIME 2:12.453 DELETED TRACK LIMITS AT T 10
- CAR 57 TIME 2:20.701 DELETED TRACK LIMITS AT T 7
- CAR 68 TIME 2:10.806 DELETED TRACK LIMITS AT T 10
- CAR 55 TIME 2:11.926 DELETED TRACK LIMITS AT T 10
- CAR 57 TIME 2:10.817 DELETED TRACK LIMITS AT T 7
- CAR 70 TIME 2:16.577 DELETED TRACK LIMITS AT T 10
- CAR 81 TIME 2:07.926 DELETED TRACK LIMITS AT T 7
- CAR 16 TIME 2:10.838 DELETED TRACK LIMITS AT T 7
- CAR 68 TIME 2:11.058 DELETED TRACK LIMITS AT T 10
- CAR 65 TIME 2:11.505 DELETED TRACK LIMITS AT T 7
- CAR 21 TIME 2:11.655 DELETED TRACK LIMITS AT T 7
- CAR 57 TIME 2:11.120 DELETED TRACK LIMITS AT T 10
- CAR 67 TIME 2:13.310 DELETED TRACK LIMITS AT T 10
- CAR 47 TIME 2:19.405 DELETED TRACK LIMITS AT T 10
- CAR 1007 TIME 2:21.523 DELETED TRACK LIMITS AT T 10
- CAR 81 TIME 2:45.467 DELETED TRACK LIMITS AT T 10
- CAR 77 TIME 2:18.603 DELETED TRACK LIMITS AT T 10
- CAR 44 TIME 2:11.683 DELETED TRACK LIMITS AT T 10
- CAR 65 TIME 2:11.102 DELETED TRACK LIMITS AT T 10
- CAR 57 TIME 2:10.958 DELETED TRACK LIMITS AT T 10
- CAR 70 TIME 2:16.137 DELETED TRACK LIMITS AT T 7

Published at:.....

Track Temp: **49.2 °C** Air Temp: **30.6 °C** Humidity: **39 %** Track Status: **DRY**

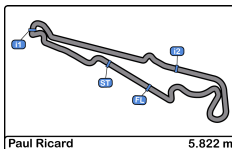
Race Director:

Timekeeper:

Luis Garcia

JOB-1605-ESP/M





Paul Ricard
GT Cup Europe
Free Practice - 2
Provisional Results by Class



GT Open Cup Europe																
Cls	N°	Entrant/Team	Nat	Driver 1	Nat	Driver 2	Nat	Vehicle	Cat	Cls	Laps	Best	Time	Gap	Interval	Km/h
1	78	ZRS Motorsport	ITA	Davide Scannicchio	ITA	Fabio Babini	ITA	Porsche 992 GT3 Cup	GT Cup	1	14	7	2:08.620			162.9
2	80	Mertel Motorsport	DEU	Iván Velasco	ESP	Jorge Cabezas	ESP	Ferrari 488 Challenge Evo	GT Cup	2	15	12	2:09.122	0.502	0.502	162.3
3	16	Volcano Motorsport	ESP	Evgenii Leonov	MDA			Porsche 992 GT3 Cup	GT Cup*	3	17	8	2:09.498	0.878	0.376	161.8
4	17	Rossocorsa Racing	ITA	Lorenzo Ferdinando Innocenti	ITA	Andrea Belicchi	ITA	Ferrari 488 Challenge Evo	GT Cup	4	16	12	2:09.751	1.131	0.253	161.5
5	47	EST1 Racing	EST	Alex Reimann	EST			Porsche 992 GT3 Cup	GT Cup	5	15	13	2:10.049	1.429	0.298	161.1
6	57	Q1-trackracing	BEL	Quentin Antonel	FRA	Nicolas Vandierendonck	BEL	Porsche 992 GT3 Cup	GT Cup*	6	17	7	2:10.157	1.537	0.108	161.0
7	21	Camil Perian / R01 Racing by Varu Nicu	ROU	Camil Perian	ROU	Florin Tincescu	ROU	Porsche 911 GT3 Cup gen 2	GT Cup	7	17	12	2:11.011	2.391	0.854	159.9
8	44	Eugenio Pisani / SP Racing	ITA	Eugenio Pisani	ITA	Stefano Zanini	MCO	Porsche 911 GT3 Cup gen 2	GT Cup	8	16	7	2:11.100	2.480	0.089	159.8
9	55	Q1-trackracing	BEL	Gustavo Condé	BRA	H. Mello	BRA	Porsche 992 GT3 Cup	GT Cup	9	17	10	2:11.403	2.783	0.303	159.5
10	65	GDL Racing	SMR	Mario Cordoni	ITA			Porsche 992 GT3 Cup	GT Cup	10	17	12	2:11.521	2.901	0.118	159.3
11	69	Kessel Racing	CHE	Alexandre Bochez	CHE	Mikaël Bochez	CHE	Ferrari 488 Challenge Evo	GT Cup	11	15	11	2:12.030	3.410	0.509	158.7
12	52	Q1-trackracing	BEL	Xander Przybylak	BEL	Laurent Vandervelde	BEL	Porsche 992 GT3 Cup	GT Cup	12	13	9	2:12.459	3.839	0.429	158.2
13	77	EST1 Racing	EST	Jori Ala-Jyrä	FIN	Indrek Jaaska	EST	Porsche 992 GT3 Cup	GT Cup	13	17	10	2:13.086	4.466	0.627	157.4
14	67	GDL Racing	SMR	Gianluca De Lorenzi	ITA	Stefano Borghi	ITA	Porsche 992 GT3 Cup	GT Cup	14	14	9	2:13.700	5.080	0.614	156.7
15	68	GDL Racing	SMR	Samuele Bosio	ITA			Porsche 992 GT3 Cup	GT Cup	15	16	5	2:13.883	5.263	0.183	156.5
16	11	Eugenio Pisani / SP Racing	ITA	Fabio Fabiani	ITA	Stefano Zerbi	ITA	Porsche 911 GT3 Cup gen 2	GT Cup	16	15	10	2:14.768	6.148	0.885	155.5
17	14	Ghinzani Arco Motorsport	ITA	Maurizio Fondi	ITA	Laura Van den Hengel	NLD	Porsche 992 GT3 Cup	GT Cup	17	16	7	2:15.763	7.143	0.995	154.3
18	70	GDL Racing	SMR	Roberto Bosio	ITA			Porsche 911 GT3 Cup gen 2	GT Cup	18	17	13	2:16.453	7.833	0.690	153.6
19	81	Mertel Motorsport	DEU	Luca Ludwig	DEU	Steven Liquorish	GBR	Ferrari 488 Challenge Evo	GT Cup	19	12	5	2:19.927	11.307	3.474	149.7
20	19	Mertel Motorsport	DEU	Stefano Bozzoni	ITA	Fernando Navarrete	ESP	Ferrari 488 Challenge Evo	GT Cup	20	1	1	15:30:01.9	15:27:53.	15:27:42.	00.0

GT Cup Trophy																
Cls	N°	Entrant/Team	Nat	Driver 1	Nat	Driver 2	Nat	Vehicle	Cat	Cls	Laps	Best	Time	Gap	Interval	Km/h
1	99	Lionspeed GP	DEU	José García	ESP	Carlo Scholl	DEU	Porsche Cayman GT4 RS	GT Cup	1	13	10	2:19.182			150.5
2	007	Street-Art Racing	BEL	Jayan Fazal-Karim	FRA	Julien Darras	FRA	Aston Martin Vantage AMR	GT Cup	2	13	11	2:23.153	3.971	3.971	146.4

*** PENALTIES**

- CAR 68 TIME 2:18.181 DELETED TRACK LIMITS AT T 10
- CAR 47 TIME 2:11.912 DELETED TRACK LIMITS AT T 10
- CAR 80 TIME 2:10.967 DELETED TRACK LIMITS AT T 10
- CAR 81 TIME 2:18.166 DELETED TRACK LIMITS AT T 10
- CAR 69 TIME 2:13.822 DELETED TRACK LIMITS AT T 10
- CAR 65 TIME 2:16.424 DELETED TRACK LIMITS AT T 10

Published at:.....

Track Temp: **49.2 °C** Air Temp: **30.6 °C** Humidity: **39 %** Track Status: **DRY**

Race Director:

Timekeeper:

Luis García

JOB-1605-ESP/M





Paul Ricard
GT Cup Europe
Free Practice - 2



Provisional Results by Class

Driver	Time	Status
Paul Ricard	5.822 m	
CAR 16	2:48.283	DELETED TRACK LIMITS AT T 10
CAR 17	2:50.930	DELETED TRACK LIMITS AT T 10
CAR 65	2:16.173	DELETED TRACK LIMITS AT T 10
CAR 80	2:09.303	DELETED TRACK LIMITS AT T 10
CAR 57	2:10.946	DELETED TRACK LIMITS AT T 7
CAR 17	2:13.960	DELETED TRACK LIMITS AT T 7
CAR 65	2:13.563	DELETED TRACK LIMITS AT T 7
CAR 16	2:12.134	DELETED TRACK LIMITS AT T 10
CAR 69	2:22.211	DELETED TRACK LIMITS AT T 10
CAR 1007	2:15.503	DELETED TRACK LIMITS AT T 10
CAR 80	2:20.351	DELETED TRACK LIMITS AT T 10
CAR 68	2:12.950	DELETED TRACK LIMITS AT T 10
CAR 81	2:14.634	DELETED TRACK LIMITS AT T 10
CAR 70	2:18.556	DELETED TRACK LIMITS AT T 10
CAR 1007	2:15.810	DELETED TRACK LIMITS AT T 10
CAR 65	2:12.231	DELETED TRACK LIMITS AT T 10
CAR 67	2:16.917	DELETED TRACK LIMITS AT T 10
CAR 44	2:13.110	DELETED TRACK LIMITS AT T 10
CAR 68	2:12.821	DELETED TRACK LIMITS AT T 10
CAR 47	4:00.920	DELETED TRACK LIMITS AT T 10
CAR 77	2:14.019	DELETED TRACK LIMITS AT T 10
CAR 17	2:20.031	DELETED TRACK LIMITS AT T 7
CAR 81	2:24.676	DELETED TRACK LIMITS AT T 7
CAR 57	2:10.219	DELETED TRACK LIMITS AT T 7
CAR 70	2:16.696	DELETED TRACK LIMITS AT T 7
CAR 65	2:20.866	DELETED TRACK LIMITS AT T 10
CAR 80	6:50.678	DELETED TRACK LIMITS AT T 10
CAR 67	2:14.384	DELETED TRACK LIMITS AT T 10
CAR 65	3:39.672	DELETED TRACK LIMITS AT T 10
CAR 81	2:16.353	DELETED TRACK LIMITS AT T 10
CAR 78	2:08.623	DELETED TRACK LIMITS AT T 10
CAR 80	2:18.075	DELETED TRACK LIMITS AT T 7
CAR 17	2:10.393	DELETED TRACK LIMITS AT T 7
CAR 65	2:11.780	DELETED TRACK LIMITS AT T 7
CAR 68	2:12.021	DELETED TRACK LIMITS AT T 10

Published at:.....

Track Temp: **49.2 °C** Air Temp: **30.6 °C** Humidity: **39 %** Track Status: **DRY**

Race Director:

Timekeeper:

Luis Garcia

JOB-1605-ESP/M





Paul Ricard
GT Cup Europe
Free Practice - 2



Provisional Results by Class

Paul Ricard 5.822 m

- CAR 55 TIME 2:15.118 DELETED TRACK LIMITS AT T 10
- CAR 99 TIME 2:20.197 DELETED TRACK LIMITS AT T 10
- CAR 65 TIME 2:12.453 DELETED TRACK LIMITS AT T 10
- CAR 57 TIME 2:20.701 DELETED TRACK LIMITS AT T 7
- CAR 68 TIME 2:10.806 DELETED TRACK LIMITS AT T 10
- CAR 55 TIME 2:11.926 DELETED TRACK LIMITS AT T 10
- CAR 57 TIME 2:10.817 DELETED TRACK LIMITS AT T 7
- CAR 70 TIME 2:16.577 DELETED TRACK LIMITS AT T 10
- CAR 81 TIME 2:07.926 DELETED TRACK LIMITS AT T 7
- CAR 16 TIME 2:10.838 DELETED TRACK LIMITS AT T 7
- CAR 68 TIME 2:11.058 DELETED TRACK LIMITS AT T 10
- CAR 65 TIME 2:11.505 DELETED TRACK LIMITS AT T 7
- CAR 21 TIME 2:11.655 DELETED TRACK LIMITS AT T 7
- CAR 57 TIME 2:11.120 DELETED TRACK LIMITS AT T 10
- CAR 67 TIME 2:13.310 DELETED TRACK LIMITS AT T 10
- CAR 47 TIME 2:19.405 DELETED TRACK LIMITS AT T 10
- CAR 1007 TIME 2:21.523 DELETED TRACK LIMITS AT T 10
- CAR 81 TIME 2:45.467 DELETED TRACK LIMITS AT T 10
- CAR 77 TIME 2:18.603 DELETED TRACK LIMITS AT T 10
- CAR 44 TIME 2:11.683 DELETED TRACK LIMITS AT T 10
- CAR 65 TIME 2:11.102 DELETED TRACK LIMITS AT T 10
- CAR 57 TIME 2:10.958 DELETED TRACK LIMITS AT T 10
- CAR 70 TIME 2:16.137 DELETED TRACK LIMITS AT T 7

Published at:.....

Track Temp: **49.2 °C** Air Temp: **30.6 °C** Humidity: **39 %** Track Status: **DRY**

Race Director:

Timekeeper:

Luis Garcia

JOB-1605-ESP/M





Paul Ricard
GT Cup Europe
Free Practice - 2
Lap Analysis



11	Fabio Fabiani	Porsche 911 GT3 Cup gen 2	16	Evgenii Leonov	Porsche 992 GT3 Cup
AM	Stefano Zerbi	Eugenio Pisani / SP Racing	PROAM*		Volcano Motorsport

Lap	D	Time	Sector 1	Sector 2	Sector 3	T. Spd	Elapsed	Lap	D	Time	Sector 1	Sector 2	Sector 3	T. Spd	Elapsed
1		15:31:03.834	15:29:15.411	45.422	1:03.001	125.1	15:31:03.834	1		15:30:30.790	15:28:52.277	41.290	57.223	136.0	15:30:30.790
2		2:19.383	38.520	41.080	59.783	235.2	15:33:23.217	2		2:12.329	36.431	39.841	56.057	241.6	15:32:43.119
3		3:46.641	39.372	1:24.778	1:42.491	240.5	15:37:09.858	3		3:04.507	35.469	44.593	1:41.445	241.6	15:35:44.626
4		2:17.915	38.535	40.614	58.766	236.3	15:39:27.773	4		2:48.283	1:10.048	42.054	56.181	80.0	15:38:32.909
5		2:27.783 P	37.846	41.011	1:08.926	240.0	15:41:55.556	5		2:42.134	36.668	39.790	55.676	239.4	15:40:45.043
6		4:11.129	2:22.182	46.522	1:02.425	118.1	15:46:06.685	6		2:10.948	35.637	39.144	56.167	242.1	15:42:55.991
7		2:15.901	37.383	40.308	58.210	239.4	15:48:22.586	7		2:11.181	35.936	39.465	55.780	240.0	15:45:07.172
8		2:22.281	37.151	40.039	1:05.091	239.4	15:50:44.867	8		2:09.498	35.332	38.719	55.447	240.0	15:47:16.670
9		2:17.917	38.741	41.095	58.081	234.2	15:53:02.784	9		2:09.958	35.779	38.743	55.436	241.6	15:49:26.628
10		2:14.768	37.445	39.675	57.648	242.1	15:55:17.552	10		2:17.982 P	35.535	39.429	1:03.018	241.6	15:51:44.610
11		2:25.114 P	36.675	39.956	1:08.483	241.6	15:57:42.666	11		3:54.236	2:19.495	39.073	55.668	144.7	15:55:38.846
12		4:54.072	3:07.391	45.864	1:00.817	124.7	16:02:36.738	12		2:10.764	35.649	39.313	55.802	241.0	15:57:49.610
13		2:42.955 P	36.769	40.444	1:25.742	240.0	16:05:19.693	13		2:40.838	36.250	38.823	55.765	241.6	16:00:00.448
14		8:26.313	6:45.307	40.694	1:00.312	132.1	16:13:46.006	14		2:31.214	35.924	38.891	1:16.399	242.6	16:02:31.662
15		2:40.000 P	37.618	40.286	1:22.096	240.5	16:16:26.006	15		2:39.161 P	35.926	39.334	1:23.901	242.1	16:05:10.823
								16		8:34.641 P	6:51.338	40.140	1:03.163	142.1	16:13:45.464
								17		2:50.484 P	51.704	39.131	1:19.649	147.3	16:16:35.948

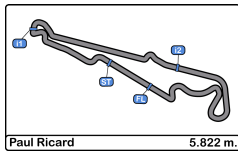
14	Maurizio Fondi	Porsche 992 GT3 Cup	17	Lorenzo Ferdinando Innocenti	Ferrari 488 Challenge Evo
AM	Laura Van den Hengel	Ghinzani Arco Motorsport	PROAM	Andrea Belicchi	Rossocorsa Racing

Lap	D	Time	Sector 1	Sector 2	Sector 3	T. Spd	Elapsed	Lap	D	Time	Sector 1	Sector 2	Sector 3	T. Spd	Elapsed
1		15:30:17.273	15:28:06.574	58.054	1:12.645	78.3	15:30:17.273	1		15:30:31.732	15:28:51.842	41.098	58.792	68.4	15:30:31.732
2		2:32.412	42.296	46.317	1:03.799	196.7	15:32:49.685	2		2:14.193	36.922	39.637	57.634	244.3	15:32:45.925
3		3:49.049	39.276	52.473	1:47.300	229.7	15:36:08.734	3		3:03.744	36.449	42.475	1:44.817	243.2	15:35:49.666
4		2:58.379	1:11.418	45.553	1:01.408	80.0	15:39:07.113	4		2:50.930	1:12.056	41.155	57.719	78.0	15:38:40.596
5		2:17.718	37.950	41.326	58.442	234.7	15:41:24.831	5		2:43.960	36.374	39.250	58.336	241.6	15:40:54.556
6		2:20.949	39.014	43.292	58.643	234.2	15:43:45.780	6		2:20.034 P	37.981	39.102	1:02.948	242.1	15:43:14.587
7		2:15.763	37.450	40.412	57.901	237.3	15:46:01.543	7		6:02.901	4:20.166	39.974	1:02.761	146.7	15:49:17.488
8		2:29.996 P	37.247	41.029	1:11.720	235.8	15:48:31.539	8		2:10.303	35.768	38.614	55.921	240.0	15:51:27.791
9		4:43.485	2:56.556	43.398	1:03.531	87.4	15:53:15.024	9		2:40.399	35.662	38.445	56.286	242.1	15:53:38.184
10		2:18.640	37.968	40.975	59.697	235.2	15:55:33.664	10		2:10.268	35.434	38.774	56.060	242.1	15:55:48.452
11		3:01.658	37.451	1:23.515	1:00.692	235.8	15:58:35.322	11		2:17.119	36.802	41.337	58.980	241.6	15:58:05.571
12		2:17.727	37.377	40.924	59.426	235.2	16:00:53.049	12		2:09.751	35.368	38.637	55.746	240.0	16:00:15.322
13		2:17.432	37.375	40.456	59.601	236.8	16:03:10.481	13		2:15.239 P	35.445	38.458	1:01.336	241.0	16:02:30.561
14		2:56.554 P	37.086	54.125	1:25.343	235.8	16:06:07.035	14		4:42.539 P	2:06.313	1:05.098	1:31.128	123.0	16:07:13.100
15		7:36.235	5:50.081	42.954	1:03.200	121.7	16:13:43.270	15		6:26.419	4:47.847	40.905	57.667	127.2	16:13:39.519
16		2:38.853 P	38.171	41.151	1:19.531	235.2	16:16:22.123	16		2:22.001 P	35.548	38.525	1:07.928	242.1	16:16:01.520

19	Stefano Bozzoni	Ferrari 488 Challenge Evo
AM	Fernando Navarrete	Mertel Motorsport

Lap	D	Time	Sector 1	Sector 2	Sector 3	T. Spd	Elapsed
1		15:30:01.952	15:28:15.790	46.585	59.577	129.3	15:30:01.952
2			37.809	40.207		244.3	





Paul Ricard
GT Cup Europe
Free Practice - 2
Lap Analysis



21 Camil Perian Porsche 911 GT3 Cup gen 2 **47** Alex Reimann Porsche 992 GT3 Cup

AM							AM								
Florin Tincescu							EST1 Racing								
Lap	D	Time	Sector 1	Sector 2	Sector 3	T. Spd	Elapsed	Lap	D	Time	Sector 1	Sector 2	Sector 3	T. Spd	Elapsed
1		15:30:09.034	15:28:16.982	47.954	1:04.098	125.5	15:30:09.034	1		15:29:50.244	15:28:07.975	45.568	56.701	114.0	15:29:50.244
2		2:23.314	39.588	42.367	1:01.359	224.0	15:32:32.348	2		2:44.942	36.185	39.437	56.290	238.9	15:32:02.156
3		2:59.966 P	38.853	40.781	1:39.332	210.5	15:35:31.314	3		2:24.467	35.729	38.930	1:09.808	241.0	15:34:26.623
4		3:28.313	1:51.675	39.530	57.108	75.1	15:38:59.627	4		3:34.963	1:12.510	1:24.525	57.928	79.1	15:38:01.586
5		2:12.416	35.877	39.430	57.109	239.4	15:41:12.043	5		2:10.204	35.767	38.885	55.552	237.8	15:40:11.790
6		2:12.451	36.196	38.843	57.412	240.5	15:43:24.494	6		2:18.037 P	35.711	38.947	1:03.379	241.0	15:42:29.827
7		2:12.737	35.947	39.870	56.920	240.5	15:45:37.231	7		4:00.920	2:25.849	39.237	55.834	144.3	15:46:30.747
8		2:12.675	36.060	39.271	57.344	238.9	15:47:49.906	8		2:10.440	35.603	38.695	56.142	239.4	15:48:41.187
9		2:28.648 P	38.393	41.671	1:08.584	242.1	15:50:18.554	9		2:17.263	36.098	40.464	1:00.701	240.0	15:50:58.450
10		5:28.136	3:46.275	42.481	59.380	138.2	15:55:46.690	10		2:10.406	35.589	38.525	56.292	240.5	15:53:08.856
11		2:21.055	39.519	41.455	1:00.081	232.2	15:58:07.745	11		2:10.517	35.962	38.797	55.758	240.5	15:55:19.373
12		2:11.011	35.721	39.030	56.260	239.4	16:00:18.756	12		2:11.987	35.827	39.283	56.877	242.1	15:57:31.360
13		2:44.656	35.609	39.606	56.440	241.0	16:02:30.411	13		2:10.049	35.833	38.668	55.548	240.5	15:59:41.409
14		2:38.199 P	36.355	38.736	1:23.108	239.4	16:05:08.610	14		2:40.406 P	36.040	40.431	1:02.934	241.0	16:02:00.814
15		8:12.135	6:36.589	39.127	56.419	111.6	16:13:20.745	15		5:06.484 P	2:29.273	1:07.196	1:30.015	80.1	16:07:07.298
16		2:18.311	36.079	39.421	1:02.811	240.5	16:15:39.056								
17		4:35.930 P	1:10.521	1:24.571	2:00.838	79.5	16:20:14.986								

44 Eugenio Pisani Porsche 911 GT3 Cup gen 2 **52** Xander Przybylak Porsche 992 GT3 Cup

PROAM							AM								
Stefano Zanini							Q1-trackracing								
Lap	D	Time	Sector 1	Sector 2	Sector 3	T. Spd	Elapsed	Lap	D	Time	Sector 1	Sector 2	Sector 3	T. Spd	Elapsed
1		15:31:29.251	15:29:28.196	52.278	1:08.777	83.2	15:31:29.251	1		45:35:49.389 P	15:33:17.110	48.473	1:43.806	105.8	15:35:49.389
2		2:14.472	36.923	39.936	57.613	243.2	15:33:43.723	2		3:50.073 P	2:01.647	42.564	1:05.862	133.1	15:39:39.462
3		3:46.973 P	52.274	1:19.849	1:34.850	224.0	15:37:30.696	3		4:04.877	2:24.781	41.390	58.706	142.2	15:43:44.339
4		4:49.078	2:54.401	50.605	1:04.072	119.3	15:42:19.774	4		2:14.337	36.812	40.368	57.157	233.7	15:45:58.676
5		2:43.440	36.312	39.568	57.230	242.6	15:44:32.884	5		2:13.814	36.448	40.255	57.111	234.2	15:48:12.490
6		2:11.498	35.858	39.113	56.527	241.6	15:46:44.382	6		2:13.365	36.437	39.879	57.049	234.7	15:50:25.855
7		2:11.100	36.000	38.938	56.162	243.2	15:48:55.482	7		2:13.221	36.370	39.887	56.964	237.8	15:52:39.076
8		2:11.528	35.894	38.979	56.655	243.2	15:51:07.010	8		2:14.287	37.039	40.263	56.985	237.8	15:54:53.363
9		2:32.382	35.919	41.157	1:15.306	244.3	15:53:39.392	9		2:12.459	36.581	39.647	56.231	235.2	15:57:05.822
10		2:18.212 P	36.454	39.218	1:02.540	244.3	15:55:57.604	10		2:13.580	36.404	40.407	56.769	236.3	15:59:19.402
11		5:04.142	3:18.748	42.555	1:02.839	145.5	16:01:01.746	11		2:19.112 P	36.120	40.172	1:02.820	237.3	16:01:38.514
12		2:44.683	35.892	39.165	56.626	241.0	16:03:13.429	12		12:35.321	10:54.648	40.493	1:00.180	114.4	16:14:13.835
13		2:54.773 P	35.466	55.716	1:23.591	243.2	16:06:08.202	13		2:48.848 P	36.668	46.861	1:25.319	237.8	16:17:02.683
14		7:08.344	5:33.005	38.913	56.426	137.5	16:13:16.546								
15		2:11.140	35.751	38.777	56.612	242.1	16:15:27.686								
16		3:09.552 P	49.703	1:06.258	1:13.591	139.5	16:18:37.238								

55 Gustavo Condé Porsche 992 GT3 Cup

AM							AM								
H. Mello							Q1-trackracing								
Lap	D	Time	Sector 1	Sector 2	Sector 3	T. Spd	Elapsed	Lap	D	Time	Sector 1	Sector 2	Sector 3	T. Spd	Elapsed
1		15:30:30.205	15:28:49.714	42.039	58.452	62.6	15:30:30.205	1		15:30:30.205	15:28:49.714	42.039	58.452	62.6	15:30:30.205
2		2:14.503	37.571	39.973	56.959	239.4	15:32:44.708	2		2:14.503	37.571	39.973	56.959	239.4	15:32:44.708
3		3:00.564	36.359	42.400	1:41.802	241.0	15:35:45.269	3		3:00.564	36.359	42.400	1:41.802	241.0	15:35:45.269
4		2:49.792	1:10.585	41.834	57.373	81.0	15:38:35.061	4		2:49.792	1:10.585	41.834	57.373	81.0	15:38:35.061
5		2:12.982	36.076	40.242	56.664	240.0	15:40:48.043	5		2:12.982	36.076	40.242	56.664	240.0	15:40:48.043
6		2:12.451	36.277	39.667	56.507	241.0	15:43:00.494	6		2:12.451	36.277	39.667	56.507	241.0	15:43:00.494
7		2:12.983	36.594	39.460	56.929	240.0	15:45:13.477	7		2:12.983	36.594	39.460	56.929	240.0	15:45:13.477
8		2:27.175 P	36.540	39.389	1:11.246	239.4	15:47:40.652	8		2:27.175 P	36.540	39.389	1:11.246	239.4	15:47:40.652
9		3:07.796	1:31.844	39.537	56.415	139.7	15:50:48.448	9		3:07.796	1:31.844	39.537	56.415	139.7	15:50:48.448
10		2:11.403	35.855	39.249	56.299	241.0	15:52:59.851	10		2:11.403	35.855	39.249	56.299	241.0	15:52:59.851
11		2:46.448	36.131	39.455	59.532	240.0	15:55:14.969	11		2:46.448	36.131	39.455	59.532	240.0	15:55:14.969
12		2:44.926	36.008	39.473	56.445	240.0	15:57:26.895	12		2:44.926	36.008	39.473	56.445	240.0	15:57:26.895
13		2:11.837	35.876	39.423	56.538	240.0	15:59:38.732	13		2:11.837	35.876	39.423	56.538	240.0	15:59:38.732
14		2:12.011	36.006	39.676	56.329	241.0	16:01:50.743	14		2:12.011	36.006	39.676	56.329	241.0	16:01:50.743
15		2:21.521 P	36.166	39.334	1:06.021	241.0	16:04:12.264	15		2:21.521 P	36.166	39.334	1:06.021	241.0	16:04:12.264
16		9:49.949	8:06.709	42.841	1:00.399	136.5	16:14:02.213	16		9:49.949	8:06.709	42.841	1:00.399	136.5	16:14:02.213
17		2:58.963 P	39.616	44.631	1:34.716	221.7	16:17:01.176	17		2:58.963 P	39.616	44.631	1:34.716	221.7	16:17:01.176





Paul Ricard
GT Cup Europe
Free Practice - 2
Lap Analysis



57 Quentin Antonel Porsche 992 GT3 Cup **67** Gianluca De Lorenzi Porsche 992 GT3 Cup

AM*		Nicolas Vandierendonck					Q1-trackracing		AM		Stefano Borghi				
Lap	D	Time	Sector 1	Sector 2	Sector 3	T. Spd	Elapsed	Lap	D	Time	Sector 1	Sector 2	Sector 3	T. Spd	Elapsed
1		15:29:37.326	15:27:58.207	41.995	57.124	83.5	15:29:37.326	1		15:39:58.077	15:38:08.763	46.101	1:03.213	117.6	15:39:58.077
2		2:11.977	36.853	39.299	55.825	235.8	15:31:49.303	2		2:17.763	38.637	41.210	57.916	230.7	15:42:15.840
3		2:16.943	36.195	38.667	1:02.081	240.0	15:34:06.246	3		2:16.947	37.933	41.448	57.536	238.4	15:44:32.757
4		3:44.727	1:10.154	1:23.851	1:10.722	79.7	15:37:50.973	4		2:14.079	37.374	39.514	57.191	229.2	15:46:46.836
5		2:10.946	36.247	38.868	55.831	236.3	15:40:01.919	5		2:13.871	37.026	39.602	57.243	238.9	15:49:00.707
6		2:10.459	35.852	39.065	55.542	240.0	15:42:12.378	6		2:14.384	37.081	39.643	57.660	237.8	15:51:15.091
7		2:10.157	35.886	38.648	55.623	237.8	15:44:22.535	7		2:27.613 P	37.218	40.066	1:10.329	238.9	15:53:42.704
8		2:10.219	35.789	38.877	55.553	237.8	15:46:32.754	8		3:40.849	2:03.640	40.249	56.960	130.9	15:57:23.553
9		2:17.110 P	35.847	38.741	1:02.522	239.4	15:48:49.864	9		2:13.700	36.739	39.379	57.582	238.4	15:59:37.253
10		6:00.990	4:23.188	40.240	57.562	129.0	15:54:50.854	10		2:13.310	36.954	39.379	56.977	238.4	16:01:50.563
11		2:20.704	42.100	42.873	55.728	236.8	15:57:11.555	11		2:13.736	37.089	39.826	56.821	240.0	16:04:04.299
12		2:10.817	36.040	39.064	55.713	237.3	15:59:22.372	12		3:10.639 P	47.125	58.038	1:25.476	156.5	16:07:14.938
13		2:11.120	36.011	39.312	55.797	237.8	16:01:33.492	13		6:35.646	4:57.657	40.734	57.255	138.6	16:13:50.584
14		2:10.958	36.093	39.057	55.808	237.3	16:03:44.450	14		2:38.238 P	36.742	40.110	1:21.386	239.4	16:16:28.822
15		3:24.978 P	47.319	1:06.133	1:31.526	238.4	16:07:09.428								
16		7:18.016	5:41.518	40.197	56.301	115.2	16:14:27.444								
17		2:41.783 P	35.585	42.607	1:23.591	237.8	16:17:09.227								

65 Mario Cordoni Porsche 992 GT3 Cup

AM		GDL Racing					
Lap	D	Time	Sector 1	Sector 2	Sector 3	T. Spd	Elapsed
1		15:31:24.865	15:29:38.111	45.594	1:01.160	110.8	15:31:24.865
2		2:16.424	37.604	40.618	58.202	237.3	15:33:41.289
3		3:42.418	43.982	1:22.806	1:35.630	237.8	15:37:23.707
4		2:16.173	37.778	40.839	57.556	236.3	15:39:39.880
5		2:13.563	37.028	39.790	56.745	238.4	15:41:53.443
6		2:12.231	36.445	39.599	56.187	238.4	15:44:05.674
7		2:12.384	36.401	39.258	56.725	239.4	15:46:18.058
8		2:20.866 P	36.804	39.508	1:04.554	238.4	15:48:38.924
9		3:30.672	2:02.932	40.295	56.445	119.2	15:52:18.596
10		2:11.780	36.399	39.048	56.333	237.3	15:54:30.376
11		2:12.453	36.800	39.403	56.250	237.8	15:56:42.829
12		2:11.521	36.268	39.200	56.053	237.8	15:58:54.350
13		2:11.605	35.958	39.260	56.287	239.4	16:01:05.855
14		2:11.102	35.799	39.221	56.082	240.0	16:03:16.957
15		2:58.909 P	35.721	55.025	1:28.163	240.5	16:06:15.866
16		7:24.810	5:47.425	40.378	57.007	124.7	16:13:40.676
17		2:24.994 P	37.008	39.586	1:08.400	238.9	16:16:05.670

AM		GDL Racing					
Lap	D	Time	Sector 1	Sector 2	Sector 3	T. Spd	Elapsed
1		15:39:58.077	15:38:08.763	46.101	1:03.213	117.6	15:39:58.077
2		2:17.763	38.637	41.210	57.916	230.7	15:42:15.840
3		2:16.947	37.933	41.448	57.536	238.4	15:44:32.757
4		2:14.079	37.374	39.514	57.191	229.2	15:46:46.836
5		2:13.871	37.026	39.602	57.243	238.9	15:49:00.707
6		2:14.384	37.081	39.643	57.660	237.8	15:51:15.091
7		2:27.613 P	37.218	40.066	1:10.329	238.9	15:53:42.704
8		3:40.849	2:03.640	40.249	56.960	130.9	15:57:23.553
9		2:13.700	36.739	39.379	57.582	238.4	15:59:37.253
10		2:13.310	36.954	39.379	56.977	238.4	16:01:50.563
11		2:13.736	37.089	39.826	56.821	240.0	16:04:04.299
12		3:10.639 P	47.125	58.038	1:25.476	156.5	16:07:14.938
13		6:35.646	4:57.657	40.734	57.255	138.6	16:13:50.584
14		2:38.238 P	36.742	40.110	1:21.386	239.4	16:16:28.822

68 Samuele Bosio Porsche 992 GT3 Cup

AM		GDL Racing					
Lap	D	Time	Sector 1	Sector 2	Sector 3	T. Spd	Elapsed
1		15:29:45.789	15:28:02.323	43.853	59.613	105.5	15:29:45.789
2		2:18.181	36.806	40.429	1:00.946	235.8	15:32:03.970
3		2:24.582	37.330	40.260	1:06.992	237.8	15:34:28.552
4		3:38.485	1:13.160	1:23.977	1:01.348	79.4	15:38:07.037
5		2:13.883	36.849	40.109	56.925	236.3	15:40:20.920
6		2:12.950	36.667	39.803	56.480	239.4	15:42:33.870
7		2:12.824	36.500	39.681	56.640	237.8	15:44:46.691
8		2:47.705 P	36.423	39.316	1:31.966	238.9	15:47:34.396
9		5:19.613	3:40.100	42.551	56.962	122.5	15:52:54.009
10		2:12.024	36.790	39.175	56.056	237.3	15:55:06.030
11		2:10.806	36.120	39.042	55.644	238.9	15:57:16.836
12		2:11.058	36.094	39.266	55.698	238.9	15:59:27.894
13		2:25.181 P	39.349	41.012	1:04.820	238.9	16:01:53.075
14		4:11.275 P	1:48.512	58.252	1:24.511	137.0	16:06:04.350
15		8:34.790	6:56.563	41.266	56.961	139.7	16:14:39.140
16		2:42.251 P	36.185	50.976	1:15.090	238.4	16:17:21.391

69 Alexandre Bochez Ferrari 488 Challenge Evo

AM		Kessel Racing					
Lap	D	Time	Sector 1	Sector 2	Sector 3	T. Spd	Elapsed
1		15:30:16.250	15:28:27.842	45.621	1:02.787	112.8	15:30:16.250
2		2:13.822	36.808	39.883	57.131	244.8	15:32:30.072
3		2:41.295	36.709	39.137	1:25.449	243.2	15:35:11.367
4		3:22.838	1:15.773	1:04.255	1:02.810	78.4	15:38:34.205
5		2:22.244 P	36.381	40.190	1:05.640	244.8	15:40:56.416
6		3:38.894	2:01.447	40.150	57.297	138.6	15:44:35.310
7		2:12.577	36.653	39.397	56.527	244.8	15:46:47.887
8		2:18.084	36.997	39.463	1:01.624	245.4	15:49:05.971
9		2:12.573	36.309	39.271	56.993	243.7	15:51:18.544
10		2:13.213	36.204	39.380	57.629	243.7	15:53:31.757
11		2:12.030	36.488	38.860	56.682	244.8	15:55:43.787
12		2:20.398 P	36.481	39.875	1:04.042	243.2	15:58:04.185
13		4:37.457	3:00.071	39.957	57.429	145.1	16:02:41.642
14		8:34.917 P	36.133	6:40.062	1:18.722	243.7	16:11:16.559
15		5:32.337 P	3:21.510	42.055	1:28.772	142.8	16:16:48.896





Paul Ricard
GT Cup Europe
Free Practice - 2
Lap Analysis



70

Roberto Bosio

Porsche 911 GT3 Cup gen 2

78

Davide Scannicchio

Porsche 992 GT3 Cup

AM							GDL Racing		PROAM		Fabio Babini		ZRS Motorsport		
Lap	D	Time	Sector 1	Sector 2	Sector 3	T. Spd	Elapsed	Lap	D	Time	Sector 1	Sector 2	Sector 3	T. Spd	Elapsed
1		15:30:17.679	15:28:23.334	48.978	1:05.367	110.7	15:30:17.679	1		15:29:35.906	15:27:57.351	41.852	56.703	82.6	15:29:35.906
2		2:21.189	39.489	41.786	59.914	239.4	15:32:38.868	2		2:09.484	35.633	38.776	55.075	238.4	15:31:45.390
3		2:50.973	39.025	42.596	1:29.352	240.5	15:35:29.841	3		2:09.997	35.254	38.783	55.960	240.0	15:33:55.387
4		3:05.841	1:04.161	1:00.851	1:00.829	118.5	15:38:35.682	4		3:59.063 P	1:09.724	1:23.698	1:25.641	79.8	15:37:54.450
5		2:18.499	37.911	40.839	59.749	242.1	15:40:54.181	5		3:35.767 P	1:53.963	39.735	1:02.069	145.1	15:41:30.217
6		2:48.566	39.229	40.800	58.527	242.6	15:43:12.737	6		6:57.096	5:22.786	39.017	55.293	143.0	15:48:27.313
7		2:19.506	39.290	41.544	58.672	241.0	15:45:32.243	7		2:08.620	35.357	38.537	54.726	238.4	15:50:35.933
8		2:17.030	37.421	40.686	58.923	243.2	15:47:49.273	8		2:08.623	35.022	38.555	55.046	238.9	15:52:44.556
9		2:46.696	37.614	40.592	58.490	242.1	15:50:05.969	9		2:08.923	35.327	38.533	55.063	238.4	15:54:53.479
10		2:41.812 P	39.840	42.894	1:19.078	242.6	15:52:47.781	10		2:14.778 P	35.309	38.665	1:00.804	240.5	15:57:08.257
11		4:02.545	2:18.183	44.645	59.717	118.2	15:56:50.326	11		3:26.492	1:47.883	40.793	57.816	121.0	16:00:34.749
12		2:46.577	38.114	40.590	57.873	240.0	15:59:06.903	12		2:13.775	36.872	40.164	56.739	238.9	16:02:48.524
13		2:16.453	37.719	40.186	58.548	240.5	16:01:23.356	13		2:35.216 P	36.422	40.658	1:18.136	238.4	16:05:23.740
14		2:46.437	37.192	40.556	58.389	241.6	16:03:39.493	14		8:07.744	6:31.019	39.903	56.822	136.8	16:13:31.484
15		3:25.970 P	42.839	1:13.657	1:29.474	243.2	16:07:05.463	15			36.603				239.4
16		7:05.695	5:23.503	42.881	59.311	127.6	16:14:11.158								
17		2:54.492 P	37.384	50.904	1:26.204	240.5	16:17:05.650								

77

Jori Ala-Jyrä

Porsche 992 GT3 Cup

80

Iván Velasco

Ferrari 488 Challenge Evo

AM							PROAM		Jorge Cabezas		Mertel Motorsport				
Lap	D	Time	Sector 1	Sector 2	Sector 3	T. Spd	Elapsed	Lap	D	Time	Sector 1	Sector 2	Sector 3	T. Spd	Elapsed
1		15:29:52.765	15:28:08.917	45.769	58.079	118.8	15:29:52.765	1		15:29:57.285	15:28:14.748	43.571	58.966	117.3	15:29:57.285
2		2:15.244	37.688	40.421	57.135	237.8	15:32:08.009	2		2:40.967	35.902	39.219	55.846	244.8	15:32:08.252
3		2:41.927	37.968	40.179	1:23.780	238.4	15:34:49.936	3		2:24.162	35.936	38.630	1:06.596	247.7	15:34:29.414
4		3:37.696	1:32.170	1:08.607	56.919	61.1	15:38:27.632	4		3:35.325	1:14.700	1:21.492	59.133	79.8	15:38:04.739
5		2:14.759	37.470	39.975	57.314	236.8	15:40:42.391	5		2:09.309	35.263	38.403	55.637	246.5	15:40:14.042
6		2:15.203	37.148	39.976	58.079	240.0	15:42:57.594	6		2:20.364 P	35.305	38.639	1:06.407	247.7	15:42:34.393
7		2:13.869	36.801	39.616	57.452	239.4	15:45:11.463	7		6:50.678	5:11.937	39.468	59.273	142.6	15:49:25.071
8		2:44.049	36.852	40.033	57.134	238.9	15:47:25.482	8		2:48.075 P	35.822	39.245	1:03.008	244.3	15:51:43.146
9		2:13.996	36.991	40.154	56.851	238.4	15:49:39.478	9		4:22.469	2:38.884	40.155	1:03.430	142.1	15:56:05.615
10		2:13.086	36.680	39.401	57.005	238.4	15:51:52.564	10		2:21.751	35.998	38.140	1:07.613	246.0	15:58:27.366
11		2:20.782 P	36.823	39.082	1:04.877	238.9	15:54:13.346	11		2:14.305	35.551	37.943	1:00.811	245.4	16:00:41.671
12		4:02.639	2:18.245	42.696	1:01.698	139.3	15:58:15.985	12		2:09.122	35.145	38.745	55.232	244.8	16:02:50.793
13		2:20.384	38.823	41.394	1:00.167	237.3	16:00:36.369	13		2:32.061 P	35.103	38.590	1:18.368	246.0	16:05:22.854
14		2:48.603	38.193	41.166	59.244	239.4	16:02:54.972	14		8:35.902	6:39.768	39.896	1:16.238	128.8	16:13:58.756
15		2:53.672 P	37.786	50.731	1:25.155	239.4	16:05:48.644	15		2:32.761 P	35.446	38.727	1:18.588	246.0	16:16:31.517
16		7:50.760	6:09.194	42.029	59.537	136.0	16:13:39.404								
17		2:35.741 P	39.667	42.891	1:13.183	220.8	16:16:15.145								

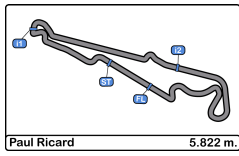
81

Luca Ludwig

Ferrari 488 Challenge Evo

PROAM		Steven Liquorish		Mertel Motorsport			
Lap	D	Time	Sector 1	Sector 2	Sector 3	T. Spd	Elapsed
1		15:30:07.298	15:28:14.221	50.238	1:02.839	106.9	15:30:07.298
2		2:48.166	38.170	40.789	59.207	245.4	15:32:25.464
3		2:36.445	37.353	40.054	1:18.738	244.3	15:35:01.609
4		3:30.442	1:21.505	1:10.398	58.539	76.7	15:38:32.051
5		2:19.927	37.194	43.968	58.765	244.3	15:40:51.978
6		2:44.634	37.074	39.883	57.677	244.8	15:43:06.612
7		2:24.676 P	37.403	40.520	1:06.753	243.7	15:45:31.288
8		5:04.825	3:24.202	38.528	59.095	141.7	15:50:33.113
9		2:46.353 P	35.663	38.507	1:02.183	245.4	15:52:49.466
10		4:57.796	3:11.326	43.422	1:03.048	139.8	15:57:47.262
11		2:07.926	35.088	37.891	54.947	243.2	15:59:55.188
12		2:45.467 P	36.933	1:03.649	1:04.885	244.3	16:02:40.655





Paul Ricard
GT Cup Europe
Free Practice - 2
Lap Analysis



GT Cup
 Europe

99 José García Porsche Cayman GT4 RS

TPH Carlo Scholl Lionspeed GP

Lap	D	Time	Sector 1	Sector 2	Sector 3	T. Spd	Elapsed
1		15:31:12.575	15:29:25.554	43.998	1:03.023	129.8	15:31:12.575
2		2:25.321	40.314	42.877	1:02.130	219.0	15:33:37.896
3		3:45.222	43.336	1:23.764	1:38.122	220.4	15:37:23.118
4		2:26.233	40.688	43.379	1:02.166	212.1	15:39:49.351
5		2:24.596	40.083	42.907	1:01.606	221.3	15:42:13.947
6		2:25.263	39.669	44.464	1:01.130	220.8	15:44:39.210
7		6:18.855 P	39.322	42.599	4:56.934	222.2	15:50:58.065
8		2:36.467	54.730	41.540	1:00.197	131.3	15:53:34.532
9		2:20.497	38.867	42.547	58.783	222.2	15:55:54.729
10		2:19.182	38.286	42.131	58.765	221.3	15:58:13.911
11		3:58.621 P	37.781	41.447	2:39.393	221.3	16:02:12.532
12		5:55.985 P	52.983	42.288	4:20.714	130.9	16:08:08.517
13		5:14.666	3:34.843	41.154	58.669	129.6	16:13:23.183
14			37.381	40.956		222.2	

007 Jayan Fazal-Karim Aston Martin Vantage AMR

TPH Julien Darras Street-Art Racing

Lap	D	Time	Sector 1	Sector 2	Sector 3	T. Spd	Elapsed
1		15:30:22.689	15:28:34.815	46.708	1:01.166	120.0	15:30:22.689
2		4:59.998 P	37.637	43.135	3:39.126	228.3	15:35:22.587
3		3:19.690	1:19.269	56.344	1:04.077	77.9	15:38:42.277
4		2:16.503	36.945	40.418	58.140	227.3	15:40:57.780
5		2:16.810	36.913	40.425	58.472	229.7	15:43:13.590
6		3:49.738 P	38.138	41.015	2:30.585	229.7	15:47:03.328
7		2:59.299	1:07.632	45.296	1:06.371	63.7	15:50:02.627
8		2:32.603	44.002	44.379	1:04.222	225.9	15:52:35.230
9		2:31.002	41.443	45.431	1:04.128	218.6	15:55:06.232
10		2:30.324	39.863	44.168	1:06.293	226.4	15:57:36.556
11		2:23.153	39.110	42.462	1:01.581	226.8	15:59:59.709
12		2:21.523	38.761	41.640	1:01.122	227.8	16:02:21.232
13		5:03.097 P	38.580	41.682	3:42.835	225.9	16:07:24.329





Paul Ricard
GT Cup Europe

Free Practice - 2

Best Sectors Results

Paul Ricard 5.822 m.



Sector - 1			Sector - 2			Sector - 3			Ideal Lap vs Best Lap		
Clas	Nº Driver	Time	Nº Driver	Time	Nº Driver	Time	Clas	Nº Driver	Ideal Lap	Best Lap	Clas
1	78 Scannicchio - Babini	35.022	81 Ludwig - Liquorish	37.891	78 Scannicchio - Babini	54.726	1	81 Ludwig - Liquorish	2:07.926	2:19.927	20
2	81 Ludwig - Liquorish	35.088	80 Velasco - Cabezas	37.943	81 Ludwig - Liquorish	54.947	2	80 Velasco - Cabezas	2:08.278	2:09.122	2
3	80 Velasco - Cabezas	35.103	17 Innocenti - Belicchi	38.445	80 Velasco - Cabezas	55.232	3	78 Scannicchio - Babini	2:08.281	2:08.620	1
4	16 Evgenii Leonov	35.332	47 Alex Reimann	38.525	16 Evgenii Leonov	55.436	4	16 Evgenii Leonov	2:09.487	2:09.498	3
5	17 Innocenti - Belicchi	35.368	78 Scannicchio - Babini	38.533	57 Antonel - Vandierendonck	55.542	5	17 Innocenti - Belicchi	2:09.559	2:09.751	4
6	44 Pisani - Zanini	35.466	57 Antonel - Vandierendonck	38.648	47 Alex Reimann	55.548	6	47 Alex Reimann	2:09.662	2:10.049	5
7	57 Antonel - Vandierendonck	35.585	16 Evgenii Leonov	38.719	68 Samuele Bosio	55.644	7	57 Antonel - Vandierendonck	2:09.775	2:10.157	6
8	47 Alex Reimann	35.589	21 Perian - Tincescu	38.736	17 Innocenti - Belicchi	55.746	8	44 Pisani - Zanini	2:10.405	2:11.100	8
9	21 Perian - Tincescu	35.609	44 Pisani - Zanini	38.777	65 Mario Cordoni	56.053	9	21 Perian - Tincescu	2:10.605	2:11.011	7
10	65 Mario Cordoni	35.721	69 Bochez - Bochez	38.860	44 Pisani - Zanini	56.162	10	68 Samuele Bosio	2:10.780	2:13.883	15
11	55 Condé - Mello	35.855	68 Samuele Bosio	39.042	52 Przybylak - Vandervelde	56.231	11	65 Mario Cordoni	2:10.822	2:11.521	10
12	68 Samuele Bosio	36.094	65 Mario Cordoni	39.048	21 Perian - Tincescu	56.260	12	55 Condé - Mello	2:11.403	2:11.403	9
13	52 Przybylak - Vandervelde	36.120	77 Ala-Jyrä - Jaaska	39.082	55 Condé - Mello	56.299	13	69 Bochez - Bochez	2:11.520	2:12.030	11
14	69 Bochez - Bochez	36.133	55 Condé - Mello	39.249	69 Bochez - Bochez	56.527	14	52 Przybylak - Vandervelde	2:11.998	2:12.459	12
15	11 Fabiani - Zerbi	36.675	67 De Lorenzi - Borghi	39.379	67 De Lorenzi - Borghi	56.821	15	77 Ala-Jyrä - Jaaska	2:12.613	2:13.086	13
16	77 Ala-Jyrä - Jaaska	36.680	52 Przybylak - Vandervelde	39.647	77 Ala-Jyrä - Jaaska	56.851	16	67 De Lorenzi - Borghi	2:12.939	2:13.700	14
17	De Lorenzi - Borghi	36.739	11 Fabiani - Zerbi	39.675	11 Fabiani - Zerbi	57.648	17	11 Fabiani - Zerbi	2:13.998	2:14.768	16
18	007 Fazal-Karim - Darras	36.913	70 Roberto Bosio	40.186	70 Roberto Bosio	57.873	18	70 Roberto Bosio	2:15.251	2:16.453	18
19	14 Fondi - Van den Hengel	37.086	19 Bozzoni - Navarrete	40.207	14 Fondi - Van den Hengel	57.901	19	14 Fondi - Van den Hengel	2:15.399	2:15.763	17
20	70 Roberto Bosio	37.192	14 Fondi - Van den Hengel	40.412	007 Fazal-Karim - Darras	58.140	20	007 Fazal-Karim - Darras	2:15.471	2:23.153	21
21	99 García - Scholl	37.381	007 Fazal-Karim - Darras	40.418	99 García - Scholl	58.669	21	99 García - Scholl	2:17.006	2:19.182	19
22	19 Bozzoni - Navarrete	37.809	99 García - Scholl	40.956	19 Bozzoni - Navarrete	59.577	22	19 Bozzoni - Navarrete	2:17.593	Transpon	22





Paul Ricard
GT Cup Europe
Free Practice - 2
Best 5 Lap Times



Cl	N° Entrant/Team	Nat	Driver 1	Nat	Driver 2	Nat	Vehicle	Cat	Cl	Best 1		Best 2		Best 3		Best 4		Best 5	
										Time	Lap	Time	Lap	Time	Lap	Time	Lap	Time	Lap
1	78 ZRS Motorsport	ITA	Davide Scannicchio	ITA	Fabio Babini	ITA	Porsche 992 GT3 Cup	PROAM	1	2:08.620	7	2:08.923	9	2:09.484	2	2:13.775	12	2:14.778	10
2	80 Mertel Motorsport	DEU	Iván Velasco	ESP	Jorge Cabezas	ESP	Ferrari 488 Challenge Evo	PROAM	2	2:09.122	12	2:14.305	11	2:21.751	10	3:35.325	4	4:22.469	9
3	16 Volcano Motorsport	ESP	Evgenii Leonov	MD			Porsche 992 GT3 Cup	PROAM*	3	2:09.498	8	2:09.958	9	2:10.764	12	2:10.948	6	2:11.181	7
4	17 Rossocorsa Racing	ITA	Lorenzo Ferdinando Innocenti	ITA	Andrea Belicchi	ITA	Ferrari 488 Challenge Evo	PROAM	4	2:09.751	12	2:10.268	10	2:10.303	8	2:14.193	2	2:15.239	13
5	47 EST1 Racing	EST	Alex Reimann	EST			Porsche 992 GT3 Cup	AM	1	2:10.049	13	2:10.204	5	2:10.406	10	2:10.440	8	2:10.517	11
6	57 Q1-trackracing	BEL	Quentin Antonel	FRA	Nicolas Vandierendonck	BEL	Porsche 992 GT3 Cup	AM*	2	2:10.157	7	2:10.459	6	2:11.977	2	2:17.110	9	3:44.727	4
7	21 Camil Perian / R01 Racing by Varu Nicu	ROU	Camil Perian	ROU	Florin Tincescu	ROU	Porsche 911 GT3 Cup gen 2	AM	3	2:11.011	12	2:12.416	5	2:12.451	6	2:12.675	8	2:12.737	7
8	44 Eugenio Pisani / SP Racing	ITA	Eugenio Pisani	ITA	Stefano Zanini	MCO	Porsche 911 GT3 Cup gen 2	PROAM	5	2:11.100	7	2:11.498	6	2:11.528	8	2:14.472	2	2:18.212	10
9	55 Q1-trackracing	BEL	Gustavo Condé	BRA	H. Mello	BRA	Porsche 992 GT3 Cup	AM	4	2:11.403	10	2:11.837	13	2:12.011	14	2:12.451	6	2:12.982	5
10	65 GDL Racing	SMR	Mario Cordoni	ITA			Porsche 992 GT3 Cup	AM	5	2:11.521	12	2:12.384	7	3:42.418	3	7:24.810	16		
11	69 Kessel Racing	CHE	Alexandre Bochez	CHE	Mikaël Bochez	CHE	Ferrari 488 Challenge Evo	AM	6	2:12.030	11	2:12.573	9	2:12.577	7	2:13.213	10	2:18.084	8
12	52 Q1-trackracing	BEL	Xander Przybylak	BEL	Laurent Vandervelde	BEL	Porsche 992 GT3 Cup	AM	7	2:12.459	9	2:13.221	7	2:13.365	6	2:13.580	10	2:13.814	5
13	77 EST1 Racing	EST	Jori Ala-Jyrä	FIN	Indrek Jaaska	EST	Porsche 992 GT3 Cup	AM	8	2:13.086	10	2:13.869	7	2:13.996	9	2:14.759	5	2:15.203	6
14	67 GDL Racing	SMR	Gianluca De Lorenzi	ITA	Stefano Borghi	ITA	Porsche 992 GT3 Cup	AM	9	2:13.700	9	2:13.871	5	2:14.079	4	2:17.763	2	2:27.613	7
15	68 GDL Racing	SMR	Samuele Bosio	ITA			Porsche 992 GT3 Cup	AM	10	2:13.883	5	2:25.181	13	2:47.705	8	3:38.485	4	5:19.613	9
16	11 Eugenio Pisani / SP Racing	ITA	Fabio Fabiani	ITA	Stefano Zerbi	ITA	Porsche 911 GT3 Cup gen 2	AM	11	2:14.768	10	2:15.901	7	2:17.915	4	2:17.917	9	2:19.383	2
17	14 Ghinzani Arco Motorsport	ITA	Maurizio Fondi	ITA	Laura Van den Hengel	NLD	Porsche 992 GT3 Cup	AM	12	2:15.763	7	2:17.432	13	2:17.718	5	2:17.727	12	2:18.640	10
18	70 GDL Racing	SMR	Roberto Bosio	ITA			Porsche 911 GT3 Cup gen 2	AM	13	2:16.453	13	2:17.030	8	2:18.499	5	2:19.506	7	2:21.189	2
19	99 Lionspeed GP	DEU	José García	ESP	Carlo Scholl	DEU	Porsche Cayman GT4 RS	TPH	1	2:19.182	10	2:24.596	5	2:25.263	6	2:25.321	2	2:26.233	4
20	81 Mertel Motorsport	DEU	Luca Ludwig	DEU	Steven Liquorish	GBR	Ferrari 488 Challenge Evo	PROAM	6	2:19.927	5	3:30.442	4	4:57.796	10				
21	007 Street-Art Racing	BEL	Jayan Fazal-Karim	FRA	Julien Darras	FRA	Aston Martin Vantage AMR	TPH	2	2:23.153	11	2:30.324	10	2:31.002	9	2:32.603	8	2:59.299	7
22	19 Mertel Motorsport	DEU	Stefano Bozzoni	ITA	Fernando Navarrete	ESP	Ferrari 488 Challenge Evo	AM	14										





Paul Ricard
GT Cup Europe
Free Practice - 2
Best 5 Top Speeds



Paul Ricard 5.822 m

Cl	N° Entrant/Team	Nat	Driver 1	Nat	Driver 2	Nat	Vehicle	Cat	Cl	Top 1		Top 2		Top 3		Top 4		Top 5		Avg
										Km/h	Lap	Km/h	Lap	Km/h	Lap	Km/h	Lap	Km/h	Lap	
1	80 Mertel Motorsport	DEU	Iván Velasco	ESP	Jorge Cabezas	ESP	Ferrari 488 Challenge Evo	PROAM	1	247.7	3	247.7	6	246.5	5	246.0	10	246.0	13	246.8
2	69 Kessel Racing	CHE	Alexandre Bochez	CHE	Mikaël Bochez	CHE	Ferrari 488 Challenge Evo	AM	1	245.4	8	244.8	2	244.8	5	244.8	7	244.8	11	245.0
3	81 Mertel Motorsport	DEU	Luca Ludwig	DEU	Steven Liquorish	GBR	Ferrari 488 Challenge Evo	PROAM	2	245.4	2	245.4	9	244.8	6	244.3	3	244.3	5	244.8
4	17 Rossocorsa Racing	ITA	Lorenzo Ferdinando Innocenti	ITA	Andrea Belicchi	ITA	Ferrari 488 Challenge Evo	PROAM	3	244.3	2	243.2	3	242.1	6	242.1	9	242.1	10	242.8
5	19 Mertel Motorsport	DEU	Stefano Bozzoni	ITA	Fernando Navarrete	ESP	Ferrari 488 Challenge Evo	AM	2	244.3	2	129.3	1							186.8
6	44 Eugenio Pisani / SP Racing	ITA	Eugenio Pisani	ITA	Stefano Zanini	MCO	Porsche 911 GT3 Cup gen 2	PROAM	4	244.3	9	244.3	10	243.2	2	243.2	7	243.2	8	243.6
7	70 GDL Racing	SMR	Roberto Bosio	ITA			Porsche 911 GT3 Cup gen 2	AM	3	243.2	8	243.2	15	242.6	6	242.6	10	242.1	5	242.8
8	16 Volcano Motorsport	ESP	Evgenii Leonov	ITA			Porsche 992 GT3 Cup	PROAM*	5	242.6	14	242.1	6	242.1	15	241.6	2	241.6	3	242.0
9	11 Eugenio Pisani / SP Racing	ITA	Fabio Fabiani	ITA	Stefano Zerbi	ITA	Porsche 911 GT3 Cup gen 2	AM	4	242.1	10	241.6	11	240.5	3	240.5	15	240.0	5	240.9
10	21 Camil Perian / R01 Racing by Varu Nicu	ROU	Camil Perian	ROU	Florin Tincescu	ROU	Porsche 911 GT3 Cup gen 2	AM	5	242.1	9	241.0	13	240.5	6	240.5	7	240.5	16	240.9
11	47 EST1 Racing	EST	Alex Reimann	EST			Porsche 992 GT3 Cup	AM	6	242.1	12	241.0	3	241.0	6	241.0	14	240.5	10	241.1
12	55 Q1-trackracing	BEL	Gustavo Condé	BRA	H. Mello	BRA	Porsche 992 GT3 Cup	AM	7	241.0	3	241.0	6	241.0	10	241.0	14	241.0	15	241.0
13	65 GDL Racing	SMR	Mario Cordoni	ITA			Porsche 992 GT3 Cup	AM	8	240.5	15	240.0	14	239.4	7	239.4	13	238.9	17	239.6
14	78 ZRS Motorsport	ITA	Davide Scannicchio	ITA	Fabio Babini	ITA	Porsche 992 GT3 Cup	PROAM	6	240.5	10	240.0	3	239.4	15	238.9	8	238.9	12	239.5
15	57 Q1-trackracing	BEL	Quentin Antonel	FRA	Nicolas Vandierendonck	BEL	Porsche 992 GT3 Cup	AM*	9	240.0	3	240.0	6	239.4	9	238.4	15	237.8	7	239.1
16	67 GDL Racing	SMR	Gianluca De Lorenzi	ITA	Stefano Borghi	ITA	Porsche 992 GT3 Cup	AM	10	240.0	11	239.4	14	238.9	5	238.9	7	238.4	3	239.1
17	77 EST1 Racing	EST	Jori Ala-Jyrä	FIN	Indrek Jaaska	EST	Porsche 992 GT3 Cup	AM	11	240.0	6	239.4	7	239.4	14	239.4	15	238.9	8	239.4
18	68 GDL Racing	SMR	Samuele Bosio	ITA			Porsche 992 GT3 Cup	AM	12	239.4	6	238.9	8	238.9	11	238.9	12	238.9	13	239.0
19	52 Q1-trackracing	BEL	Xander Przybylak	BEL	Laurent Vandervelde	BEL	Porsche 992 GT3 Cup	AM	13	237.8	7	237.8	8	237.8	13	237.3	11	236.3	10	237.4
20	14 Ghinzani Arco Motorsport	ITA	Maurizio Fondi	ITA	Laura Van den Hengel	NLD	Porsche 992 GT3 Cup	AM	14	237.3	7	236.8	13	235.8	8	235.8	11	235.8	14	236.3
21	007 Street-Art Racing	BEL	Jayan Fazal-Karim	FRA	Julien Darras	FRA	Aston Martin Vantage AMR	TPH	1	229.7	5	229.7	6	228.3	2	227.8	12	227.3	4	228.6
22	99 Lionspeed GP	DEU	José García	ESP	Carlo Scholl	DEU	Porsche Cayman GT4 RS	TPH	2	222.2	7	222.2	9	222.2	14	221.3	5	221.3	10	221.8





Paul Ricard
GT Cup Europe
Free Practice - 2

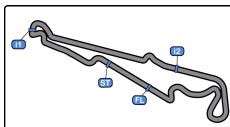
Fastest Laps Sequence

Paul Ricard 5.822 m.



Lap	Time of Day	Session Time	N° Entrant/Team	Nat	Driver 1	Nat	Driver 2	Nat	Vehicle	Cat	Time	Km/h
2	15:31:45.390	4:45.390	78 ZRS Motorsport	ITA	Davide Scannicchio	ITA	Fabio Babini	ITA	Porsche 992 GT3 Cup	PROAM	2:09.484	161.8
7	15:50:35.933	23:35.933	78 ZRS Motorsport	ITA	Davide Scannicchio	ITA	Fabio Babini	ITA	Porsche 992 GT3 Cup	PROAM	2:08.620	162.9





Paul Ricard
GT Cup Europe
Free Practice - 2

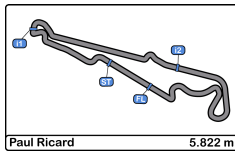
Event Best Maximum Speed



Paul Ricard 5.822 m

N°	Entrant/Team	Nat	Driver 1	Nat	Driver 2	Nat	Vehicle	Cat	Km/h	Session
80	Mertel Motorsport	DEU	Iván Velasco	ESP	Jorge Cabezas	ESP	Ferrari 488 Challenge Evo	PROAM	251.7	Free Practice - 1
19	Mertel Motorsport	DEU	Stefano Bozzoni	ITA	Fernando Navarrete	ESP	Ferrari 488 Challenge Evo	AM	251.1	Free Practice - 1
81	Mertel Motorsport	DEU	Luca Ludwig	DEU	Steven Liquorish	GBR	Ferrari 488 Challenge Evo	PROAM	250.0	Free Practice - 1
69	Kessel Racing	CHE	Alexandre Bochez	CHE	Mikaël Bochez	CHE	Ferrari 488 Challenge Evo	AM	250.0	Free Practice - 1
44	Eugenio Pisani / SP Racing	ITA	Eugenio Pisani	ITA	Stefano Zanini	MCO	Porsche 911 GT3 Cup gen 2	PROAM	246.0	Free Practice - 1
17	Rossocorsa Racing	ITA	Lorenzo Ferdinando Innocenti	ITA	Andrea Belicchi	ITA	Ferrari 488 Challenge Evo	PROAM	246.0	Free Practice - 1
70	GDL Racing	SMR	Roberto Bosio	ITA			Porsche 911 GT3 Cup gen 2	AM	246.0	Free Practice - 1
16	Volcano Motorsport	ESP	Evgenii Leonov	ITA			Porsche 992 GT3 Cup	PROAM*	245.4	Free Practice - 1
67	GDL Racing	SMR	Gianluca De Lorenzi	ITA	Stefano Borghi	ITA	Porsche 992 GT3 Cup	AM	244.3	Free Practice - 1
21	Camil Perian / R01 Racing by Varu Nicu	ROU	Camil Perian	ROU	Florin Tincescu	ROU	Porsche 911 GT3 Cup gen 2	AM	244.3	Free Practice - 1
11	Eugenio Pisani / SP Racing	ITA	Fabio Fabiani	ITA	Stefano Zerbi	ITA	Porsche 911 GT3 Cup gen 2	AM	243.2	Free Practice - 1
55	Q1-trackracing	BEL	Gustavo Condé	BRA	H. Mello	BRA	Porsche 992 GT3 Cup	AM	242.6	Free Practice - 1
77	EST1 Racing	EST	Jori Ala-Jyrä	FIN	Indrek Jaaska	EST	Porsche 992 GT3 Cup	AM	242.6	Free Practice - 1
57	Q1-trackracing	BEL	Quentin Antonel	FRA	Nicolas Vandierendonck	BEL	Porsche 992 GT3 Cup	AM*	242.6	Free Practice - 1
78	ZRS Motorsport	ITA	Davide Scannicchio	ITA	Fabio Babini	ITA	Porsche 992 GT3 Cup	PROAM	242.1	Free Practice - 1
52	Q1-trackracing	BEL	Xander Przybylak	BEL	Laurent Vandervelde	BEL	Porsche 992 GT3 Cup	AM	242.1	Free Practice - 1
47	EST1 Racing	EST	Alex Reimann	EST			Porsche 992 GT3 Cup	AM	242.1	Free Practice - 2
65	GDL Racing	SMR	Mario Cordoni	ITA			Porsche 992 GT3 Cup	AM	241.6	Free Practice - 1
68	GDL Racing	SMR	Samuele Bosio	ITA			Porsche 992 GT3 Cup	AM	241.0	Free Practice - 1
14	Ghinzani Arco Motorsport	ITA	Maurizio Fondi	ITA	Laura Van den Hengel	NLD	Porsche 992 GT3 Cup	AM	237.3	Free Practice - 2
007	Street-Art Racing	BEL	Jayan Fazal-Karim	FRA	Julien Darras	FRA	Aston Martin Vantage AMR	TPH	230.7	Free Practice - 1
99	Lionspeed GP	DEU	José García	ESP	Carlo Scholl	DEU	Porsche Cayman GT4 RS	TPH	224.5	Free Practice - 1





Paul Ricard
GT Cup Europe
Free Practice - 2
Pit Stop Analysis



GT Cup
Europe

11 Fabio Fabiani Porsche 911 GT3 Cup gen 2

AM		Stefano Zerbi		Eugenio Pisani / SP Racing			
N°	In Day Time	In Time	Out Time	Pit Time	T. Pit Time	Handicap	Diff.
1	15:41:46.784	15:41:46.784	15:43:36.997	1:50.213	1:50.213		
2	15:57:33.847	15:57:33.847	16:00:10.629	2:36.782	4:26.995		
3	16:05:09.344	16:05:09.344	16:11:26.729	6:17.385	10:44.380		

14 Maurizio Fondi Porsche 992 GT3 Cup

AM		Laura Van den Hengel		Ghinzani Arco Motorsport			
N°	In Day Time	In Time	Out Time	Pit Time	T. Pit Time	Handicap	Diff.
1	15:48:22.395	15:48:22.395	15:50:41.245	2:18.850	2:18.850		
2	16:05:56.873	16:05:56.873	16:11:16.232	5:19.359	7:38.209		

16 Evgenii Leonov Porsche 992 GT3 Cup

PROAM*				Volcano Motorsport			
N°	In Day Time	In Time	Out Time	Pit Time	T. Pit Time	Handicap	Diff.
1	15:51:35.965	15:51:35.965	15:53:29.006	1:53.041	1:53.041		
2	16:04:59.674	16:04:59.674	16:11:25.741	6:26.067	8:19.108		
3	16:13:36.960	16:13:36.960	16:14:02.468	25.508	8:44.616		

17 Lorenzo Ferdinando Innocenti Ferrari 488 Challenge Evo

PROAM		Andrea Belicchi		Rossocorsa Racing			
N°	In Day Time	In Time	Out Time	Pit Time	T. Pit Time	Handicap	Diff.
1	15:43:06.086	15:43:06.086	15:46:56.337	3:50.251	3:50.251		
2	16:02:22.075	16:02:22.075	16:03:51.591	1:29.516	5:19.767		
3	16:07:04.283	16:07:04.283	16:11:21.790	4:17.507	9:37.274		

21 Camil Perian Porsche 911 GT3 Cup gen 2

AM		Florin Tincescu		Camil Perian / R01 Racing by Varu Nicu			
N°	In Day Time	In Time	Out Time	Pit Time	T. Pit Time	Handicap	Diff.
1	15:35:22.299	15:35:22.299	15:36:33.174	1:10.875	1:10.875		
2	15:50:09.485	15:50:09.485	15:53:25.122	3:15.637	4:26.512		
3	16:04:57.483	16:04:57.483	16:11:07.452	6:09.969	10:36.481		

44 Eugenio Pisani Porsche 911 GT3 Cup gen 2

PROAM		Stefano Zanini		Eugenio Pisani / SP Racing			
N°	In Day Time	In Time	Out Time	Pit Time	T. Pit Time	Handicap	Diff.
1	15:37:22.293	15:37:22.293	15:39:45.535	2:23.242	2:23.242		
2	15:55:49.224	15:55:49.224	15:58:37.278	2:48.054	5:11.296		
3	16:05:58.203	16:05:58.203	16:11:05.104	5:06.901	10:18.197		

47 Alex Reimann Porsche 992 GT3 Cup

AM				EST1 Racing			
N°	In Day Time	In Time	Out Time	Pit Time	T. Pit Time	Handicap	Diff.
1	15:42:21.217	15:42:21.217	15:44:20.472	1:59.255	1:59.255		
2	16:01:52.220	16:01:52.220	16:03:40.905	1:48.685	3:47.940		

52 Xander Przybylak Porsche 992 GT3 Cup

AM		Laurent Vandervelde		Q1-trackracing			
N°	In Day Time	In Time	Out Time	Pit Time	T. Pit Time	Handicap	Diff.
1	15:35:40.828	15:35:40.828	15:37:12.749	1:31.921	1:31.921		
2	15:39:31.079	15:39:31.079	15:41:26.266	1:55.187	3:27.108		
3	16:01:30.166	16:01:30.166	16:11:53.348	10:23.182	13:50.290		

55 Gustavo Condé Porsche 992 GT3 Cup

AM		H. Mello		Q1-trackracing			
N°	In Day Time	In Time	Out Time	Pit Time	T. Pit Time	Handicap	Diff.
1	15:47:28.836	15:47:28.836	15:48:36.503	1:07.667	1:07.667		
2	16:04:03.599	16:04:03.599	16:11:39.927	7:36.328	8:43.995		

57 Quentin Antonel Porsche 992 GT3 Cup

AM*		Nicolas Vandierendonck		Q1-trackracing			
N°	In Day Time	In Time	Out Time	Pit Time	T. Pit Time	Handicap	Diff.
1	15:48:41.526	15:48:41.526	15:52:34.816	3:53.290	3:53.290		
2	16:07:00.650	16:07:00.650	16:12:10.056	5:09.406	9:02.696		

65 Mario Cordon Porsche 992 GT3 Cup

AM				GDL Racing			
N°	In Day Time	In Time	Out Time	Pit Time	T. Pit Time	Handicap	Diff.
1	15:48:30.389	15:48:30.389	15:50:03.397	1:33.008	1:33.008		
2	16:06:04.742	16:06:04.742	16:11:24.381	5:19.639	6:52.647		

67 Gianluca De Lorenzi Porsche 992 GT3 Cup

AM		Stefano Borghi		GDL Racing			
N°	In Day Time	In Time	Out Time	Pit Time	T. Pit Time	Handicap	Diff.
1	15:53:34.579	15:53:34.579	15:55:07.819	1:33.240	1:33.240		
2	16:07:06.108	16:07:06.108	16:11:35.313	4:29.205	6:02.445		

68 Samuele Bosio Porsche 992 GT3 Cup

AM				GDL Racing			
N°	In Day Time	In Time	Out Time	Pit Time	T. Pit Time	Handicap	Diff.
1	15:47:05.257	15:47:05.257	15:50:32.506	3:27.249	3:27.249		
2	16:01:44.538	16:01:44.538	16:03:04.257	1:19.719	4:46.968		
3	16:05:53.999	16:05:53.999	16:12:24.040	6:30.041	11:17.009		

69 Alexandre Bochez Ferrari 488 Challenge Evo

AM		Mikaël Bochez		Kessel Racing			
N°	In Day Time	In Time	Out Time	Pit Time	T. Pit Time	Handicap	Diff.
1	15:40:47.935	15:40:47.935	15:42:21.866	1:33.931	1:33.931		
2	15:57:55.626	15:57:55.626	16:00:28.247	2:32.621	4:06.552		
3	16:11:02.674	16:11:02.674	16:14:00.702	2:58.028	7:04.580		

70 Roberto Bosio Porsche 911 GT3 Cup gen 2

AM				GDL Racing			
N°	In Day Time	In Time	Out Time	Pit Time	T. Pit Time	Handicap	Diff.
1	15:52:39.168	15:52:39.168	15:54:22.578	1:43.410	1:43.410		
2	16:06:57.473	16:06:57.473	16:11:49.104	4:51.631	6:35.041		

77 Jori Ala-Jyrä Porsche 992 GT3 Cup

AM		Indrek Jaaska		EST1 Racing			
N°	In Day Time	In Time	Out Time	Pit Time	T. Pit Time	Handicap	Diff.
1	15:54:04.739	15:54:04.739	15:55:54.423	1:49.684	1:49.684		
2	16:05:40.057	16:05:40.057	16:11:19.403	5:39.346	7:29.030		

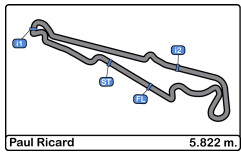
78 Davide Scannicchio Porsche 992 GT3 Cup

PROAM		Fabio Babini		ZRS Motorsport			
N°	In Day Time	In Time	Out Time	Pit Time	T. Pit Time	Handicap	Diff.
1	15:37:45.990	15:37:45.990	15:39:13.737	1:27.747	1:27.747		
2	15:41:21.814	15:41:21.814	15:46:18.193	4:56.379	6:24.126		
3	15:56:59.823	15:56:59.823	15:58:17.428	1:17.605	7:41.731		
4	16:05:13.753	16:05:13.753	16:11:18.167	6:04.414	13:46.145		

80 Iván Velasco Ferrari 488 Challenge Evo

PROAM		Jorge Cabezas		Mertel Motorsport			
N°	In Day Time	In Time	Out Time	Pit Time	T. Pit Time	Handicap	Diff.
1	15:42:25.832	15:42:25.832	15:47:10.830	4:44.998	4:44.998		
2	15:51:34.673	15:51:34.673	15:53:44.931	2:10.258	6:55.256		
3	16:05:12.875	16:05:12.875	16:11:22.702	6:09.827	13:05.083		





Paul Ricard
GT Cup Europe
Free Practice - 2
Pit Stop Analysis



GT Cup
 Europe

81 Luca Ludwig Ferrari 488 Challenge Evo

PROAM Steven Liquorish Mertel Motorsport

N°	In Day Time	In Time	Out Time	Pit Time	T. Pit Time	Handicap	Diff.
1	15:45:21.871	15:45:21.871	15:48:20.828	2:58.957	2:58.957		
2	15:52:40.968	15:52:40.968	15:55:22.846	2:41.878	5:40.835		

99 José García Porsche Cayman GT4 RS

TPH Carlo Scholl Lionspeed GP

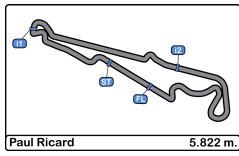
N°	In Day Time	In Time	Out Time	Pit Time	T. Pit Time	Handicap	Diff.
1	15:47:02.804	15:47:02.804	15:51:14.545	4:11.741	4:11.741		
2	16:00:29.234	16:00:29.234	16:02:29.067	1:59.833	6:11.574		
3	16:05:05.698	16:05:05.698	16:11:06.363	6:00.665	12:12.239		

007 Jayan Fazal-Karim Aston Martin Vantage AMR

TPH Julien Darras Street-Art Racing

N°	In Day Time	In Time	Out Time	Pit Time	T. Pit Time	Handicap	Diff.
1	15:32:41.338	15:32:41.338	15:35:41.489	3:00.151	3:00.151		
2	15:45:29.587	15:45:29.587	15:47:23.447	1:53.860	4:54.011		

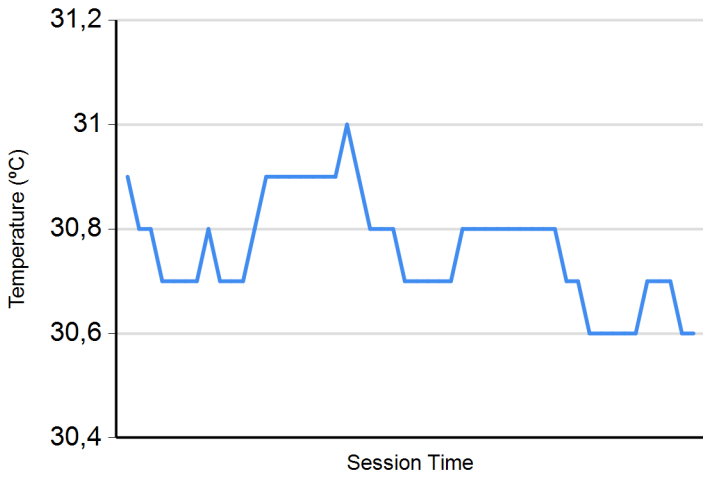




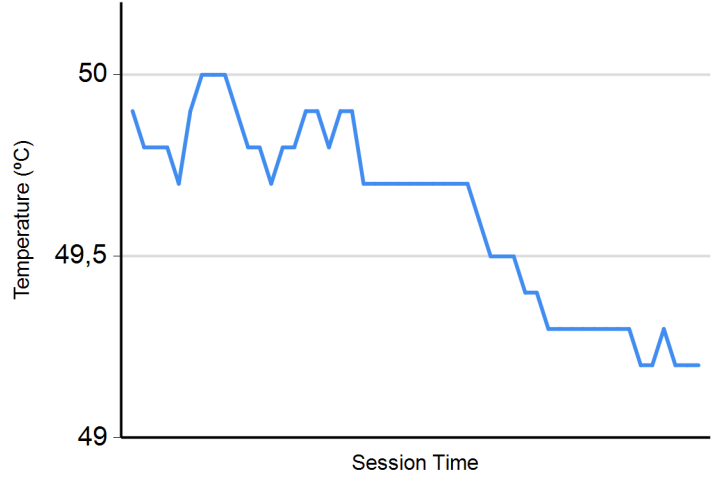
Paul Ricard
GT Cup Europe
Free Practice - 2
Weather Report



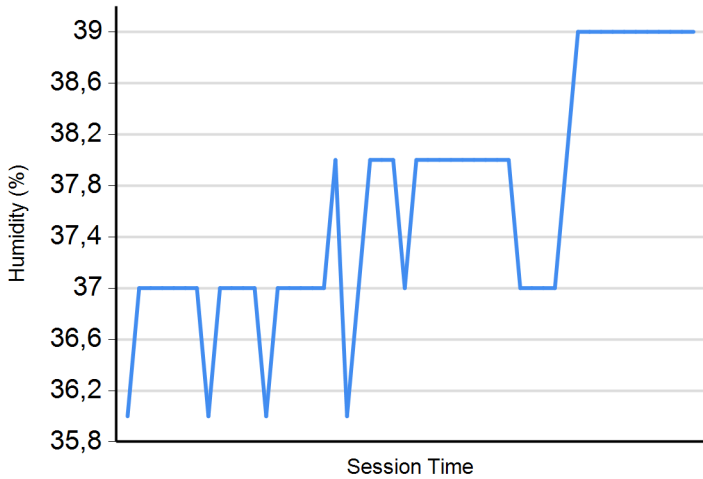
Air Temperature



Track Temperature



Humidity



Paul Ricard
GT Cup Europe
Free Practice - 1 - 2
Combined Results

CAR 14 TIME 2:20.394 DELETED TRACK LIMITS AT T 10
CAR 81 TIME 2:27.460 DELETED TRACK LIMITS AT T 10
CAR 77 TIME 2:15.148 DELETED TRACK LIMITS AT T 10
CAR 52 TIME 2:12.126 DELETED TRACK LIMITS AT T 10
CAR 68 TIME 2:11.610 DELETED TRACK LIMITS AT T 10
CAR 67 TIME 2:09.865 DELETED TRACK LIMITS AT T 10
CAR 78 TIME 2:12.933 DELETED TRACK LIMITS AT T 7

Published at:.....

Race Director:	Timekeeper: JOB-1605-ESP/M
-----------------------	--