

Paul Ricard
GT Cup Europe

Free Practice - 1

Provisional Results



Paul Ricard 5.822 m

Cls	N°	Entrant/Team	Nat	Driver 1	Nat	Driver 2	Nat	Vehicle	Cat	Cls	Laps	Best	Time	Gap	Interval	Km/h
1	17	Rossocorsa Racing	ITA	Lorenzo Ferdinando Innocenti	ITA	Andrea Belicchi	ITA	Ferrari 488 Challenge Evo	PROAM	1	19	7	2:07.810			163.9
2	80	Mertel Motorsport	DEU	Iván Velasco	ESP	Jorge Cabezas	ESP	Ferrari 488 Challenge Evo	PROAM	2	19	7	2:09.247	1.437	1.437	162.1
3	19	Mertel Motorsport	DEU	Stefano Bozzoni	ITA	Fernando Navarrete	ESP	Ferrari 488 Challenge Evo	AM	1	18	4	2:09.505	1.695	0.258	161.8
4	57	Q1-trackracing	BEL	Quentin Antonel	FRA	Nicolas Vandierendonck	BEL	Porsche 992 GT3 Cup	AM*	2	19	18	2:10.220	2.410	0.715	160.9
5	44	Eugenio Pisani / SP Racing	ITA	Eugenio Pisani	ITA	Stefano Zanini	MCO	Porsche 911 GT3 Cup gen 2	PROAM	3	17	16	2:10.929	3.119	0.709	160.0
6	16	Volcano Motorsport	ESP	Evgenii Leonov	IND			Porsche 992 GT3 Cup	PROAM*	4	20	12	2:10.953	3.143	0.024	160.0
7	47	EST1 Racing	EST	Alex Reimann	EST			Porsche 992 GT3 Cup	AM	3	18	5	2:11.234	3.424	0.281	159.7
8	69	Kessel Racing	CHE	Alexandre Bochez	CHE	Mikaël Bochez	CHE	Ferrari 488 Challenge Evo	AM	4	20	12	2:11.352	3.542	0.118	159.5
9	21	Camil Perian / R01 Racing by Varu Nicu	ROU	Camil Perian	ROU	Florin Tinescu	ROU	Porsche 911 GT3 Cup gen 2	AM	5	20	19	2:11.571	3.761	0.219	159.2
10	68	GDL Racing	SMR	Samuele Bosio	ITA			Porsche 992 GT3 Cup	AM	6	19	8	2:12.811	5.001	1.240	157.8
11	78	ZRS Motorsport	ITA	Davide Scannicchio	ITA	Fabio Babini	ITA	Porsche 992 GT3 Cup	PROAM	5	17	10	2:12.829	5.019	0.018	157.7
12	52	Q1-trackracing	BEL	Xander Przybylak	BEL	Laurent Vanderveelde	BEL	Porsche 992 GT3 Cup	AM	7	12	10	2:12.884	5.074	0.055	157.7
13	55	Q1-trackracing	BEL	Gustavo Condé	BRA	H. Mello	BRA	Porsche 992 GT3 Cup	AM	8	17	5	2:13.200	5.390	0.316	157.3
14	81	Mertel Motorsport	DEU	Luca Ludwig	GBR	Steven Liquorish	GBR	Ferrari 488 Challenge Evo	PROAM	6	15	14	2:13.950	6.140	0.750	156.4
15	77	EST1 Racing	EST	Jori Ala-Jyrä	FIN	Indrek Jaaska	EST	Porsche 992 GT3 Cup	AM	9	19	15	2:14.005	6.195	0.055	156.4
16	11	Eugenio Pisani / SP Racing	ITA	Fabio Fabiani	ITA	Stefano Zerbi	ITA	Porsche 911 GT3 Cup gen 2	AM	10	17	7	2:14.752	6.942	0.747	155.5
17	65	GDL Racing	SMR	Mario Cordoni	ITA			Porsche 992 GT3 Cup	AM	11	3	2	2:16.635	8.825	1.883	153.3
18	70	GDL Racing	SMR	Roberto Bosio	ITA			Porsche 911 GT3 Cup gen 2	AM	12	16	6	2:17.477	9.667	0.842	152.4
19	67	GDL Racing	SMR	Gianluca De Lorenzi	ITA	Stefano Borghi	ITA	Porsche 992 GT3 Cup	AM	13	14	8	2:19.131	11.321	1.654	150.6
20	14	Ghinzani Arco Motorsport	ITA	Maurizio Fondi	ITA	Laura Van den Hengel	NLD	Porsche 992 GT3 Cup	AM	14	15	5	2:20.563	12.753	1.432	149.1
21	99	Lionspeed GP	DEU	José García	ESP	Carlo Scholl	DEU	Porsche Cayman GT4 RS	TPH	1	8	8	2:24.036	16.226	3.473	145.5
22	007	Street-Art Racing	BEL	Jayan Fazal-Karim	FRA	Julien Darras	FRA	Aston Martin Vantage AMR	TPH	2	14	14	2:24.290	16.480	0.254	145.2

*** PENALTIES**

CAR 81 TIME 2:12.085 DELETED TRACK LIMITS AT T 7 AND 10

CAR 57 TIME 2:12.922 DELETED TRACK LIMITS AT T 7

CAR 80 TIME 2:13.301 DELETED TRACK LIMITS AT T 7

CAR 44 TIME 2:16.261 DELETED TRACK LIMITS AT T 10

CAR 81 TIME 2:44.898 DELETED TRACK LIMITS AT T 7

CAR 11 TIME 2:20.543 DELETED TRACK LIMITS AT T 10

CAR 44 TIME 2:12.885 DELETED TRACK LIMITS AT T 10

CAR 80 TIME 2:09.472 DELETED TRACK LIMITS AT T 10

CAR 78 TIME 2:13.754 DELETED TRACK LIMITS AT T 10

CAR 57 TIME 2:13.159 DELETED TRACK LIMITS AT T 10

Published at:.....

Track Temp: **36.3 °C** Air Temp: **27.9 °C** Humidity: **41 %** Track Status: **DRY**

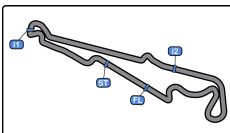
Race Director:

Timekeeper:

Luis García

JOB-1605-ESP/M





Paul Ricard
GT Cup Europe
Free Practice - 1



Provisional Results

Paul Ricard 5.822 m

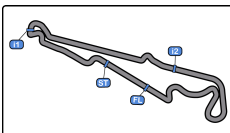
- CAR 47 TIME 2:13.437 DELETED TRACK LIMITS AT T 10
- CAR 44 TIME 2:12.361 DELETED TRACK LIMITS AT T 10
- CAR 19 TIME 2:26.822 DELETED TRACK LIMITS AT T 10
- CAR 80 TIME 2:19.421 DELETED TRACK LIMITS AT T 10
- CAR 78 TIME 2:09.046 DELETED TRACK LIMITS AT T 10
- CAR 57 TIME 2:11.313 DELETED TRACK LIMITS AT T 10
- CAR 16 TIME 2:39.292 DELETED TRACK LIMITS AT T 10
- CAR 70 TIME 2:27.237 DELETED TRACK LIMITS AT T 10
- CAR 11 TIME 2:31.894 DELETED TRACK LIMITS AT T 10
- CAR 44 TIME 2:12.315 DELETED TRACK LIMITS AT T 10
- CAR 44 TIME 2:50.789 DELETED TRACK LIMITS AT T 10
- CAR 77 TIME 2:13.972 DELETED TRACK LIMITS AT T 7
- CAR 1007 TIME 2:19.866 DELETED TRACK LIMITS AT T 7
- CAR 57 TIME 2:47.129 DELETED TRACK LIMITS AT T 7
- CAR 16 TIME 2:46.770 DELETED TRACK LIMITS AT T 7
- CAR 1007 TIME 3:00.769 DELETED TRACK LIMITS AT T 7
- CAR 16 TIME 2:11.539 DELETED TRACK LIMITS AT T 7
- CAR 67 TIME 2:27.448 DELETED TRACK LIMITS AT T 7
- CAR 81 TIME 2:08.221 DELETED TRACK LIMITS AT T 7
- CAR 16 TIME 2:32.825 DELETED TRACK LIMITS AT T 7
- CAR 67 TIME 2:09.551 DELETED TRACK LIMITS AT T 7
- CAR 47 TIME 2:10.993 DELETED TRACK LIMITS AT T 7
- CAR 57 TIME 2:14.126 DELETED TRACK LIMITS AT T 7
- CAR 81 TIME 2:08.016 DELETED TRACK LIMITS AT T 7
- CAR 69 TIME 4:50.924 DELETED TRACK LIMITS AT T 10
- CAR 47 TIME 2:11.153 DELETED TRACK LIMITS AT T 10
- CAR 11 TIME 2:16.005 DELETED TRACK LIMITS AT T 7
- CAR 81 TIME 2:14.430 DELETED TRACK LIMITS AT T 7
- CAR 57 TIME 2:10.408 DELETED TRACK LIMITS AT T 7
- CAR 67 TIME 2:09.929 DELETED TRACK LIMITS AT T 10
- CAR 67 TIME 2:18.656 DELETED TRACK LIMITS AT T 10
- CAR 47 TIME 2:22.886 DELETED TRACK LIMITS AT T 10
- CAR 57 TIME 2:10.818 DELETED TRACK LIMITS AT T 7
- CAR 21 TIME 2:12.291 DELETED TRACK LIMITS AT T 7
- CAR 17 TIME 2:10.448 DELETED TRACK LIMITS AT T 10

Track Temp: **36.3 °C** Air Temp: **27.9 °C** Humidity: **41 %** Track Status: **DRY**

Published at:.....

Race Director:	Timekeeper: Luis Garcia  JOB-1605-ESP/M
-----------------------	--





Paul Ricard
GT Cup Europe
Free Practice - 1



Provisional Results

Paul Ricard 5.822 m

- CAR 17 TIME 2:11.715 DELETED TRACK LIMITS AT T 7
- CAR 78 TIME 2:13.558 DELETED TRACK LIMITS AT T 10
- CAR 55 TIME 2:47.769 DELETED TRACK LIMITS AT T 10
- CAR 77 TIME 2:19.476 DELETED TRACK LIMITS AT T 7
- CAR 69 TIME 2:16.097 DELETED TRACK LIMITS AT T 10
- CAR 68 TIME 2:11.557 DELETED TRACK LIMITS AT T 7
- CAR 11 TIME 2:46.811 DELETED TRACK LIMITS AT T 10
- CAR 17 TIME 2:09.998 DELETED TRACK LIMITS AT T 7
- CAR 78 TIME 2:52.348 DELETED TRACK LIMITS AT T 10
- CAR 16 TIME 2:18.563 DELETED TRACK LIMITS AT T 7
- CAR 68 TIME 2:11.762 DELETED TRACK LIMITS AT T 7
- CAR 44 TIME 4:28.906 DELETED TRACK LIMITS AT T 10
- CAR 80 TIME 2:19.039 DELETED TRACK LIMITS AT T 7
- CAR 70 TIME 2:18.821 DELETED TRACK LIMITS AT T 7
- CAR 44 TIME 2:28.082 DELETED TRACK LIMITS AT T 10
- CAR 57 TIME 2:15.287 DELETED TRACK LIMITS AT T 7
- CAR 16 TIME 2:12.713 DELETED TRACK LIMITS AT T 7
- CAR 81 TIME 2:17.693 DELETED TRACK LIMITS AT T 10
- CAR 47 TIME 2:10.700 DELETED TRACK LIMITS AT T 10
- CAR 80 TIME 2:10.643 DELETED TRACK LIMITS AT T 7
- CAR 81 TIME 2:15.327 DELETED TRACK LIMITS AT T 7
- CAR 47 TIME 2:10.094 DELETED TRACK LIMITS AT T 7
- CAR 57 TIME 2:12.054 DELETED TRACK LIMITS AT T 10
- CAR 70 TIME 2:30.846 DELETED TRACK LIMITS AT T 10
- CAR 16 TIME 2:13.356 DELETED TRACK LIMITS AT T 10
- CAR 68 TIME 2:12.877 DELETED TRACK LIMITS AT T 10
- CAR 69 TIME 2:18.662 DELETED TRACK LIMITS AT T 10
- CAR 67 TIME 2:10.355 DELETED TRACK LIMITS AT T 10
- CAR 80 TIME 2:09.242 DELETED TRACK LIMITS AT T 10
- CAR 81 TIME 2:16.043 DELETED TRACK LIMITS AT T 10
- CAR 47 TIME 2:21.195 DELETED TRACK LIMITS AT T 10
- CAR 67 TIME 2:10.938 DELETED TRACK LIMITS AT T 10
- CAR 17 TIME 2:10.129 DELETED TRACK LIMITS AT T 7
- CAR 80 TIME 2:24.398 DELETED TRACK LIMITS AT T 7
- CAR 21 TIME 2:12.610 DELETED TRACK LIMITS AT T 7

Published at:.....

Track Temp: **36.3 °C** Air Temp: **27.9 °C** Humidity: **41 %** Track Status: **DRY**

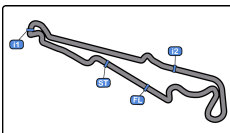
Race Director:

Timekeeper:

Luis Garcia

JOB-1605-ESP/M





Paul Ricard
GT Cup Europe
Free Practice - 1



Provisional Results

Paul Ricard 5.822 m

- CAR 16 TIME 2:11.691 DELETED TRACK LIMITS AT T 7
- CAR 77 TIME 2:13.249 DELETED TRACK LIMITS AT T 7
- CAR 67 TIME 2:10.520 DELETED TRACK LIMITS AT T 7
- CAR 17 TIME 2:11.547 DELETED TRACK LIMITS AT T 10
- CAR 57 TIME 2:10.269 DELETED TRACK LIMITS AT T 10
- CAR 68 TIME 2:12.651 DELETED TRACK LIMITS AT T 10
- CAR 11 TIME 2:17.630 DELETED TRACK LIMITS AT T 10
- CAR 14 TIME 2:20.394 DELETED TRACK LIMITS AT T 10
- CAR 81 TIME 2:27.460 DELETED TRACK LIMITS AT T 10
- CAR 77 TIME 2:15.148 DELETED TRACK LIMITS AT T 10
- CAR 52 TIME 2:12.126 DELETED TRACK LIMITS AT T 10
- CAR 68 TIME 2:11.610 DELETED TRACK LIMITS AT T 10
- CAR 67 TIME 2:09.865 DELETED TRACK LIMITS AT T 10
- CAR 78 TIME 2:12.933 DELETED TRACK LIMITS AT T 7

Published at:.....

Track Temp: **36.3 °C** Air Temp: **27.9 °C** Humidity: **41 %** Track Status: **DRY**

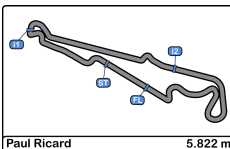
Race Director:

Timekeeper:

Luis Garcia

JOB-1605-ESP/M





Paul Ricard
GT Cup Europe
Free Practice - 1
Provisional Results by Category



PROAM																
Cls	N°	Entrant/Team	Nat	Driver 1	Nat	Driver 2	Nat	Vehicle	Cat	Cls	Laps	Best	Time	Gap	Interval	Km/h
1	17	Rossocorsa Racing	ITA	Lorenzo Ferdinando Innocenti	ITA	Andrea Belicchi	ITA	Ferrari 488 Challenge Evo	PROAM	1	19	7	2:07.810			163.9
2	80	Mertel Motorsport	DEU	Iván Velasco	ESP	Jorge Cabezas	ESP	Ferrari 488 Challenge Evo	PROAM	2	19	7	2:09.247	1.437	1.437	162.1
3	44	Eugenio Pisani / SP Racing	ITA	Eugenio Pisani	ITA	Stefano Zanini	MCO	Porsche 911 GT3 Cup gen 2	PROAM	3	17	16	2:10.929	3.119	1.682	160.0
4	16	Volcano Motorsport	ESP	Evgenii Leonov	IND			Porsche 992 GT3 Cup	PROAM*	4	20	12	2:10.953	3.143	0.024	160.0
5	78	ZRS Motorsport	ITA	Davide Scannicchio	ITA	Fabio Babini	ITA	Porsche 992 GT3 Cup	PROAM	5	17	10	2:12.829	5.019	1.876	157.7
6	81	Mertel Motorsport	DEU	Luca Ludwig	DEU	Steven Liquorish	GBR	Ferrari 488 Challenge Evo	PROAM	6	15	14	2:13.950	6.140	1.121	156.4

AM																
Cls	N°	Entrant/Team	Nat	Driver 1	Nat	Driver 2	Nat	Vehicle	Cat	Cls	Laps	Best	Time	Gap	Interval	Km/h
1	19	Mertel Motorsport	DEU	Stefano Bozzoni	ITA	Fernando Navarrete	ESP	Ferrari 488 Challenge Evo	AM	1	18	4	2:09.505			161.8
2	57	Q1-trackracing	BEL	Quentin Antonel	FRA	Nicolas Vandierendonck	BEL	Porsche 992 GT3 Cup	AM*	2	19	18	2:10.220	0.715	0.715	160.9
3	47	EST1 Racing	EST	Alex Reimann	EST			Porsche 992 GT3 Cup	AM	3	18	5	2:11.234	1.729	1.014	159.7
4	69	Kessel Racing	CHE	Alexandre Bochez	CHE	Mikaël Bochez	CHE	Ferrari 488 Challenge Evo	AM	4	20	12	2:11.352	1.847	0.118	159.5
5	21	Camil Perian / R01 Racing by Varu Nicu	ROU	Camil Perian	ROU	Florin Tincescu	ROU	Porsche 911 GT3 Cup gen 2	AM	5	20	19	2:11.571	2.066	0.219	159.2
6	68	GDL Racing	SMR	Samuele Bosio	ITA			Porsche 992 GT3 Cup	AM	6	19	8	2:12.811	3.306	1.240	157.8
7	52	Q1-trackracing	BEL	Xander Przybylak	BEL	Laurent Vandervelde	BEL	Porsche 992 GT3 Cup	AM	7	12	10	2:12.884	3.379	0.073	157.7
8	55	Q1-trackracing	BEL	Gustavo Condé	BRA	H. Mello	BRA	Porsche 992 GT3 Cup	AM	8	17	5	2:13.200	3.695	0.316	157.3
9	77	EST1 Racing	FIN	Jori Ala-Jyrä	FIN	Indrek Jaaska	EST	Porsche 992 GT3 Cup	AM	9	19	15	2:14.005	4.500	0.805	156.4
10	11	Eugenio Pisani / SP Racing	ITA	Fabio Fabiani	ITA	Stefano Zerbi	ITA	Porsche 911 GT3 Cup gen 2	AM	10	17	7	2:14.752	5.247	0.747	155.5
11	65	GDL Racing	SMR	Mario Cordoni	ITA			Porsche 992 GT3 Cup	AM	11	3	2	2:16.635	7.130	1.883	153.3
12	70	GDL Racing	SMR	Roberto Bosio	ITA			Porsche 911 GT3 Cup gen 2	AM	12	16	6	2:17.477	7.972	0.842	152.4
13	67	GDL Racing	SMR	Gianluca De Lorenzi	ITA	Stefano Borghi	ITA	Porsche 992 GT3 Cup	AM	13	14	8	2:19.131	9.626	1.654	150.6
14	14	Ghinzani Arco Motorsport	ITA	Maurizio Fondi	ITA	Laura Van den Hengel	NLD	Porsche 992 GT3 Cup	AM	14	15	5	2:20.563	11.058	1.432	149.1

TPH																
Cls	N°	Entrant/Team	Nat	Driver 1	Nat	Driver 2	Nat	Vehicle	Cat	Cls	Laps	Best	Time	Gap	Interval	Km/h
1	99	Lionspeed GP	DEU	José García	ESP	Carlo Scholl	DEU	Porsche Cayman GT4 RS	TPH	1	8	8	2:24.036			145.5
2	007	Street-Art Racing	BEL	Jayan Fazal-Karim	FRA	Julien Darras	FRA	Aston Martin Vantage AMR	TPH	2	14	14	2:24.290	0.254	0.254	145.2

*** PENALTIES**

CAR 81 TIME 2:12.085 DELETED TRACK LIMITS AT T 7 AND 10

CAR 57 TIME 2:12.922 DELETED TRACK LIMITS AT T 7

CAR 80 TIME 2:13.301 DELETED TRACK LIMITS AT T 7

Published at:.....

Track Temp: **36.3 °C** Air Temp: **27.9 °C** Humidity: **41 %** Track Status: **DRY**

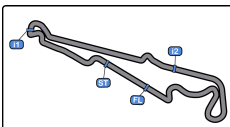
Race Director:

Timekeeper:

Luis Garcia

JOB-1605-ESP/M





Paul Ricard
GT Cup Europe
Free Practice - 1



Provisional Results by Category

Paul Ricard 5.822 m.

- CAR 44 TIME 2:16.261 DELETED TRACK LIMITS AT T 10
- CAR 81 TIME 2:44.898 DELETED TRACK LIMITS AT T 7
- CAR 11 TIME 2:20.543 DELETED TRACK LIMITS AT T 10
- CAR 44 TIME 2:12.885 DELETED TRACK LIMITS AT T 10
- CAR 80 TIME 2:09.472 DELETED TRACK LIMITS AT T 10
- CAR 78 TIME 2:13.754 DELETED TRACK LIMITS AT T 10
- CAR 57 TIME 2:13.159 DELETED TRACK LIMITS AT T 10
- CAR 47 TIME 2:13.437 DELETED TRACK LIMITS AT T 10
- CAR 44 TIME 2:12.361 DELETED TRACK LIMITS AT T 10
- CAR 19 TIME 2:26.822 DELETED TRACK LIMITS AT T 10
- CAR 80 TIME 2:19.421 DELETED TRACK LIMITS AT T 10
- CAR 78 TIME 2:09.046 DELETED TRACK LIMITS AT T 10
- CAR 57 TIME 2:11.313 DELETED TRACK LIMITS AT T 10
- CAR 16 TIME 2:39.292 DELETED TRACK LIMITS AT T 10
- CAR 70 TIME 2:27.237 DELETED TRACK LIMITS AT T 10
- CAR 11 TIME 2:31.894 DELETED TRACK LIMITS AT T 10
- CAR 44 TIME 2:12.315 DELETED TRACK LIMITS AT T 10
- CAR 44 TIME 2:50.789 DELETED TRACK LIMITS AT T 10
- CAR 77 TIME 2:13.972 DELETED TRACK LIMITS AT T 7
- CAR 1007 TIME 2:19.866 DELETED TRACK LIMITS AT T 7
- CAR 57 TIME 2:47.129 DELETED TRACK LIMITS AT T 7
- CAR 16 TIME 2:46.770 DELETED TRACK LIMITS AT T 7
- CAR 1007 TIME 3:00.769 DELETED TRACK LIMITS AT T 7
- CAR 16 TIME 2:11.539 DELETED TRACK LIMITS AT T 7
- CAR 67 TIME 2:27.448 DELETED TRACK LIMITS AT T 7
- CAR 81 TIME 2:08.221 DELETED TRACK LIMITS AT T 7
- CAR 16 TIME 2:32.825 DELETED TRACK LIMITS AT T 7
- CAR 67 TIME 2:09.551 DELETED TRACK LIMITS AT T 7
- CAR 47 TIME 2:10.993 DELETED TRACK LIMITS AT T 7
- CAR 57 TIME 2:14.126 DELETED TRACK LIMITS AT T 7
- CAR 81 TIME 2:08.016 DELETED TRACK LIMITS AT T 7
- CAR 69 TIME 4:50.924 DELETED TRACK LIMITS AT T 10
- CAR 47 TIME 2:11.153 DELETED TRACK LIMITS AT T 10
- CAR 11 TIME 2:16.005 DELETED TRACK LIMITS AT T 7
- CAR 81 TIME 2:14.430 DELETED TRACK LIMITS AT T 7

Published at:.....

Track Temp: **36.3 °C** Air Temp: **27.9 °C** Humidity: **41 %** Track Status: **DRY**

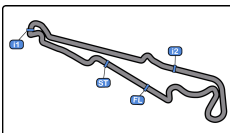
Race Director:

Timekeeper:

Luis Garcia

JOB-1605-ESP/M





Paul Ricard
GT Cup Europe
Free Practice - 1



Provisional Results by Category

Paul Ricard 5.822 m

- CAR 57 TIME 2:10.408 DELETED TRACK LIMITS AT T 7
- CAR 67 TIME 2:09.929 DELETED TRACK LIMITS AT T 10
- CAR 67 TIME 2:18.656 DELETED TRACK LIMITS AT T 10
- CAR 47 TIME 2:22.886 DELETED TRACK LIMITS AT T 10
- CAR 57 TIME 2:10.818 DELETED TRACK LIMITS AT T 7
- CAR 21 TIME 2:12.291 DELETED TRACK LIMITS AT T 7
- CAR 17 TIME 2:10.448 DELETED TRACK LIMITS AT T 10
- CAR 17 TIME 2:11.715 DELETED TRACK LIMITS AT T 7
- CAR 78 TIME 2:13.558 DELETED TRACK LIMITS AT T 10
- CAR 55 TIME 2:47.769 DELETED TRACK LIMITS AT T 10
- CAR 77 TIME 2:19.476 DELETED TRACK LIMITS AT T 7
- CAR 69 TIME 2:16.097 DELETED TRACK LIMITS AT T 10
- CAR 68 TIME 2:11.557 DELETED TRACK LIMITS AT T 7
- CAR 11 TIME 2:46.811 DELETED TRACK LIMITS AT T 10
- CAR 17 TIME 2:09.998 DELETED TRACK LIMITS AT T 7
- CAR 78 TIME 2:52.348 DELETED TRACK LIMITS AT T 10
- CAR 16 TIME 2:18.563 DELETED TRACK LIMITS AT T 7
- CAR 68 TIME 2:11.762 DELETED TRACK LIMITS AT T 7
- CAR 44 TIME 4:28.906 DELETED TRACK LIMITS AT T 10
- CAR 80 TIME 2:19.039 DELETED TRACK LIMITS AT T 7
- CAR 70 TIME 2:18.821 DELETED TRACK LIMITS AT T 7
- CAR 44 TIME 2:28.082 DELETED TRACK LIMITS AT T 10
- CAR 57 TIME 2:15.287 DELETED TRACK LIMITS AT T 7
- CAR 16 TIME 2:12.713 DELETED TRACK LIMITS AT T 7
- CAR 81 TIME 2:17.693 DELETED TRACK LIMITS AT T 10
- CAR 47 TIME 2:10.700 DELETED TRACK LIMITS AT T 10
- CAR 80 TIME 2:10.643 DELETED TRACK LIMITS AT T 7
- CAR 81 TIME 2:15.327 DELETED TRACK LIMITS AT T 7
- CAR 47 TIME 2:10.094 DELETED TRACK LIMITS AT T 7
- CAR 57 TIME 2:12.054 DELETED TRACK LIMITS AT T 10
- CAR 70 TIME 2:30.846 DELETED TRACK LIMITS AT T 10
- CAR 16 TIME 2:13.356 DELETED TRACK LIMITS AT T 10
- CAR 68 TIME 2:12.877 DELETED TRACK LIMITS AT T 10
- CAR 69 TIME 2:18.662 DELETED TRACK LIMITS AT T 10
- CAR 67 TIME 2:10.355 DELETED TRACK LIMITS AT T 10

Published at:.....

Track Temp: **36.3 °C** Air Temp: **27.9 °C** Humidity: **41 %** Track Status: **DRY**

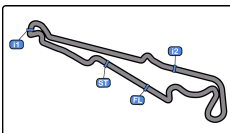
Race Director:

Timekeeper:

Luis Garcia

JOB-1605-ESP/M





Paul Ricard
GT Cup Europe
Free Practice - 1



Provisional Results by Category

Paul Ricard 5.822 m

- CAR 80 TIME 2:09.242 DELETED TRACK LIMITS AT T 10
- CAR 81 TIME 2:16.043 DELETED TRACK LIMITS AT T 10
- CAR 47 TIME 2:21.195 DELETED TRACK LIMITS AT T 10
- CAR 67 TIME 2:10.938 DELETED TRACK LIMITS AT T 10
- CAR 17 TIME 2:10.129 DELETED TRACK LIMITS AT T 7
- CAR 80 TIME 2:24.398 DELETED TRACK LIMITS AT T 7
- CAR 21 TIME 2:12.610 DELETED TRACK LIMITS AT T 7
- CAR 16 TIME 2:11.691 DELETED TRACK LIMITS AT T 7
- CAR 77 TIME 2:13.249 DELETED TRACK LIMITS AT T 7
- CAR 67 TIME 2:10.520 DELETED TRACK LIMITS AT T 7
- CAR 17 TIME 2:11.547 DELETED TRACK LIMITS AT T 10
- CAR 57 TIME 2:10.269 DELETED TRACK LIMITS AT T 10
- CAR 68 TIME 2:12.651 DELETED TRACK LIMITS AT T 10
- CAR 11 TIME 2:17.630 DELETED TRACK LIMITS AT T 10
- CAR 14 TIME 2:20.394 DELETED TRACK LIMITS AT T 10
- CAR 81 TIME 2:27.460 DELETED TRACK LIMITS AT T 10
- CAR 77 TIME 2:15.148 DELETED TRACK LIMITS AT T 10
- CAR 52 TIME 2:12.126 DELETED TRACK LIMITS AT T 10
- CAR 68 TIME 2:11.610 DELETED TRACK LIMITS AT T 10
- CAR 67 TIME 2:09.865 DELETED TRACK LIMITS AT T 10
- CAR 78 TIME 2:12.933 DELETED TRACK LIMITS AT T 7

Published at:.....

Track Temp: **36.3 °C** Air Temp: **27.9 °C** Humidity: **41 %** Track Status: **DRY**

Race Director:

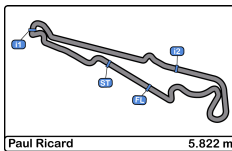
Timekeeper:

Luis Garcia



JOB-1605-ESP/M





Paul Ricard
GT Cup Europe
Free Practice - 1
Provisional Results by Class



GT Open Cup Europe																
Cls	N°	Entrant/Team	Nat	Driver 1	Nat	Driver 2	Nat	Vehicle	Cat	Cls	Laps	Best	Time	Gap	Interval	Km/h
1	17	Rossocorsa Racing	ITA	Lorenzo Ferdinando Innocenti	ITA	Andrea Belicchi	ITA	Ferrari 488 Challenge Evo	GT Cup	1	19	7	2:07.810			163.9
2	80	Mertel Motorsport	DEU	Iván Velasco	ESP	Jorge Cabezas	ESP	Ferrari 488 Challenge Evo	GT Cup	2	19	7	2:09.247	1.437	1.437	162.1
3	19	Mertel Motorsport	DEU	Stefano Bozzoni	ITA	Fernando Navarrete	ESP	Ferrari 488 Challenge Evo	GT Cup	3	18	4	2:09.505	1.695	0.258	161.8
4	57	Q1-trackracing	BEL	Quentin Antonel	FRA	Nicolas Vandierendonck	BEL	Porsche 992 GT3 Cup	GT Cup*	4	19	18	2:10.220	2.410	0.715	160.9
5	44	Eugenio Pisani / SP Racing	ITA	Eugenio Pisani	ITA	Stefano Zanini	MCO	Porsche 911 GT3 Cup gen 2	GT Cup	5	17	16	2:10.929	3.119	0.709	160.0
6	16	Volcano Motorsport	ESP	Evgenii Leonov	IND			Porsche 992 GT3 Cup	GT Cup*	6	20	12	2:10.953	3.143	0.024	160.0
7	47	EST1 Racing	EST	Alex Reimann	EST			Porsche 992 GT3 Cup	GT Cup	7	18	5	2:11.234	3.424	0.281	159.7
8	69	Kessel Racing	CHE	Alexandre Bochez	CHE	Mikaël Bochez	CHE	Ferrari 488 Challenge Evo	GT Cup	8	20	12	2:11.352	3.542	0.118	159.5
9	21	Camil Perian / R01 Racing by Varu Nicu	ROU	Camil Perian	ROU	Florin Tinescu	ROU	Porsche 911 GT3 Cup gen 2	GT Cup	9	20	19	2:11.571	3.761	0.219	159.2
10	68	GDL Racing	SMR	Samuele Bosio	ITA			Porsche 992 GT3 Cup	GT Cup	10	19	8	2:12.811	5.001	1.240	157.8
11	78	ZRS Motorsport	ITA	Davide Scannicchio	ITA	Fabio Babini	ITA	Porsche 992 GT3 Cup	GT Cup	11	17	10	2:12.829	5.019	0.018	157.7
12	52	Q1-trackracing	BEL	Xander Przybylak	BEL	Laurent Vandervelde	BEL	Porsche 992 GT3 Cup	GT Cup	12	12	10	2:12.884	5.074	0.055	157.7
13	55	Q1-trackracing	BEL	Gustavo Condé	BRA	H. Mello	BRA	Porsche 992 GT3 Cup	GT Cup	13	17	5	2:13.200	5.390	0.316	157.3
14	81	Mertel Motorsport	DEU	Luca Ludwig	DEU	Steven Liquorish	GBR	Ferrari 488 Challenge Evo	GT Cup	14	15	14	2:13.950	6.140	0.750	156.4
15	77	EST1 Racing	EST	Jori Ala-Jyrä	FIN	Indrek Jaaska	EST	Porsche 992 GT3 Cup	GT Cup	15	19	15	2:14.005	6.195	0.055	156.4
16	11	Eugenio Pisani / SP Racing	ITA	Fabio Fabiani	ITA	Stefano Zerbi	ITA	Porsche 911 GT3 Cup gen 2	GT Cup	16	17	7	2:14.752	6.942	0.747	155.5
17	65	GDL Racing	SMR	Mario Cordoni	ITA			Porsche 992 GT3 Cup	GT Cup	17	3	2	2:16.635	8.825	1.883	153.3
18	70	GDL Racing	SMR	Roberto Bosio	ITA			Porsche 911 GT3 Cup gen 2	GT Cup	18	16	6	2:17.477	9.667	0.842	152.4
19	67	GDL Racing	SMR	Gianluca De Lorenzi	ITA	Stefano Borghi	ITA	Porsche 992 GT3 Cup	GT Cup	19	14	8	2:19.131	11.321	1.654	150.6
20	14	Ghinzani Arco Motorsport	ITA	Maurizio Fondi	ITA	Laura Van den Hengel	NLD	Porsche 992 GT3 Cup	GT Cup	20	15	5	2:20.563	12.753	1.432	149.1

GT Cup Trophy																
Cls	N°	Entrant/Team	Nat	Driver 1	Nat	Driver 2	Nat	Vehicle	Cat	Cls	Laps	Best	Time	Gap	Interval	Km/h
1	99	Lionspeed GP	DEU	José García	ESP	Carlo Scholl	DEU	Porsche Cayman GT4 RS	GT Cup	1	8	8	2:24.036			145.5
2	007	Street-Art Racing	BEL	Jayan Fazal-Karim	FRA	Julien Darras	FRA	Aston Martin Vantage AMR	GT Cup	2	14	14	2:24.290	0.254	0.254	145.2

*** PENALTIES**

- CAR 81 TIME 2:12.085 DELETED TRACK LIMITS AT T 7 AND 10
- CAR 57 TIME 2:12.922 DELETED TRACK LIMITS AT T 7
- CAR 80 TIME 2:13.301 DELETED TRACK LIMITS AT T 7
- CAR 44 TIME 2:16.261 DELETED TRACK LIMITS AT T 10
- CAR 81 TIME 2:44.898 DELETED TRACK LIMITS AT T 7
- CAR 11 TIME 2:20.543 DELETED TRACK LIMITS AT T 10

Published at:.....

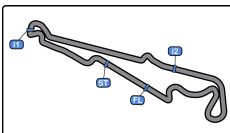
Track Temp: **36.3 °C** Air Temp: **27.9 °C** Humidity: **41 %** Track Status: **DRY**

Race Director:

Timekeeper: Luis García

[Signature] JOB-1605-ESP/M





Paul Ricard
GT Cup Europe
Free Practice - 1



Provisional Results by Class

Paul Ricard 5.822 m.

- CAR 44 TIME 2:12.885 DELETED TRACK LIMITS AT T 10
- CAR 80 TIME 2:09.472 DELETED TRACK LIMITS AT T 10
- CAR 78 TIME 2:13.754 DELETED TRACK LIMITS AT T 10
- CAR 57 TIME 2:13.159 DELETED TRACK LIMITS AT T 10
- CAR 47 TIME 2:13.437 DELETED TRACK LIMITS AT T 10
- CAR 44 TIME 2:12.361 DELETED TRACK LIMITS AT T 10
- CAR 19 TIME 2:26.822 DELETED TRACK LIMITS AT T 10
- CAR 80 TIME 2:19.421 DELETED TRACK LIMITS AT T 10
- CAR 78 TIME 2:09.046 DELETED TRACK LIMITS AT T 10
- CAR 57 TIME 2:11.313 DELETED TRACK LIMITS AT T 10
- CAR 16 TIME 2:39.292 DELETED TRACK LIMITS AT T 10
- CAR 70 TIME 2:27.237 DELETED TRACK LIMITS AT T 10
- CAR 11 TIME 2:31.894 DELETED TRACK LIMITS AT T 10
- CAR 44 TIME 2:12.315 DELETED TRACK LIMITS AT T 10
- CAR 44 TIME 2:50.789 DELETED TRACK LIMITS AT T 10
- CAR 77 TIME 2:13.972 DELETED TRACK LIMITS AT T 7
- CAR 1007 TIME 2:19.866 DELETED TRACK LIMITS AT T 7
- CAR 57 TIME 2:47.129 DELETED TRACK LIMITS AT T 7
- CAR 16 TIME 2:46.770 DELETED TRACK LIMITS AT T 7
- CAR 1007 TIME 3:00.769 DELETED TRACK LIMITS AT T 7
- CAR 16 TIME 2:11.539 DELETED TRACK LIMITS AT T 7
- CAR 67 TIME 2:27.448 DELETED TRACK LIMITS AT T 7
- CAR 81 TIME 2:08.221 DELETED TRACK LIMITS AT T 7
- CAR 16 TIME 2:32.825 DELETED TRACK LIMITS AT T 7
- CAR 67 TIME 2:09.551 DELETED TRACK LIMITS AT T 7
- CAR 47 TIME 2:10.993 DELETED TRACK LIMITS AT T 7
- CAR 57 TIME 2:14.126 DELETED TRACK LIMITS AT T 7
- CAR 81 TIME 2:08.016 DELETED TRACK LIMITS AT T 7
- CAR 69 TIME 4:50.924 DELETED TRACK LIMITS AT T 10
- CAR 47 TIME 2:11.153 DELETED TRACK LIMITS AT T 10
- CAR 11 TIME 2:16.005 DELETED TRACK LIMITS AT T 7
- CAR 81 TIME 2:14.430 DELETED TRACK LIMITS AT T 7
- CAR 57 TIME 2:10.408 DELETED TRACK LIMITS AT T 7
- CAR 67 TIME 2:09.929 DELETED TRACK LIMITS AT T 10
- CAR 67 TIME 2:18.656 DELETED TRACK LIMITS AT T 10

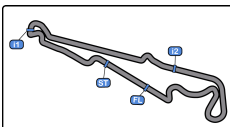
Track Temp: **36.3 °C** Air Temp: **27.9 °C** Humidity: **41 %** Track Status: **DRY**

Published at:.....

Timekeeper: Luis Garcia

 JOB-1605-ESP/M





Paul Ricard
GT Cup Europe
Free Practice - 1



Provisional Results by Class

Paul Ricard 5.822 m.

- CAR 47 TIME 2:22.886 DELETED TRACK LIMITS AT T 10
- CAR 57 TIME 2:10.818 DELETED TRACK LIMITS AT T 7
- CAR 21 TIME 2:12.291 DELETED TRACK LIMITS AT T 7
- CAR 17 TIME 2:10.448 DELETED TRACK LIMITS AT T 10
- CAR 17 TIME 2:11.715 DELETED TRACK LIMITS AT T 7
- CAR 78 TIME 2:13.558 DELETED TRACK LIMITS AT T 10
- CAR 55 TIME 2:47.769 DELETED TRACK LIMITS AT T 10
- CAR 77 TIME 2:19.476 DELETED TRACK LIMITS AT T 7
- CAR 69 TIME 2:16.097 DELETED TRACK LIMITS AT T 10
- CAR 68 TIME 2:11.557 DELETED TRACK LIMITS AT T 7
- CAR 11 TIME 2:46.811 DELETED TRACK LIMITS AT T 10
- CAR 17 TIME 2:09.998 DELETED TRACK LIMITS AT T 7
- CAR 78 TIME 2:52.348 DELETED TRACK LIMITS AT T 10
- CAR 16 TIME 2:18.563 DELETED TRACK LIMITS AT T 7
- CAR 68 TIME 2:11.762 DELETED TRACK LIMITS AT T 7
- CAR 44 TIME 4:28.906 DELETED TRACK LIMITS AT T 10
- CAR 80 TIME 2:19.039 DELETED TRACK LIMITS AT T 7
- CAR 70 TIME 2:18.821 DELETED TRACK LIMITS AT T 7
- CAR 44 TIME 2:28.082 DELETED TRACK LIMITS AT T 10
- CAR 57 TIME 2:15.287 DELETED TRACK LIMITS AT T 7
- CAR 16 TIME 2:12.713 DELETED TRACK LIMITS AT T 7
- CAR 81 TIME 2:17.693 DELETED TRACK LIMITS AT T 10
- CAR 47 TIME 2:10.700 DELETED TRACK LIMITS AT T 10
- CAR 80 TIME 2:10.643 DELETED TRACK LIMITS AT T 7
- CAR 81 TIME 2:15.327 DELETED TRACK LIMITS AT T 7
- CAR 47 TIME 2:10.094 DELETED TRACK LIMITS AT T 7
- CAR 57 TIME 2:12.054 DELETED TRACK LIMITS AT T 10
- CAR 70 TIME 2:30.846 DELETED TRACK LIMITS AT T 10
- CAR 16 TIME 2:13.356 DELETED TRACK LIMITS AT T 10
- CAR 68 TIME 2:12.877 DELETED TRACK LIMITS AT T 10
- CAR 69 TIME 2:18.662 DELETED TRACK LIMITS AT T 10
- CAR 67 TIME 2:10.355 DELETED TRACK LIMITS AT T 10
- CAR 80 TIME 2:09.242 DELETED TRACK LIMITS AT T 10
- CAR 81 TIME 2:16.043 DELETED TRACK LIMITS AT T 10
- CAR 47 TIME 2:21.195 DELETED TRACK LIMITS AT T 10

Published at:.....

Track Temp: **36.3 °C** Air Temp: **27.9 °C** Humidity: **41 %** Track Status: **DRY**

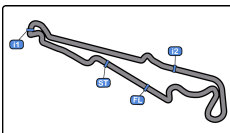
Race Director:

Timekeeper:

Luis Garcia

JOB-1605-ESP/M





Paul Ricard
GT Cup Europe
Free Practice - 1



Provisional Results by Class

Paul Ricard 5.822 m

- CAR 67 TIME 2:10.938 DELETED TRACK LIMITS AT T 10
- CAR 17 TIME 2:10.129 DELETED TRACK LIMITS AT T 7
- CAR 80 TIME 2:24.398 DELETED TRACK LIMITS AT T 7
- CAR 21 TIME 2:12.610 DELETED TRACK LIMITS AT T 7
- CAR 16 TIME 2:11.691 DELETED TRACK LIMITS AT T 7
- CAR 77 TIME 2:13.249 DELETED TRACK LIMITS AT T 7
- CAR 67 TIME 2:10.520 DELETED TRACK LIMITS AT T 7
- CAR 17 TIME 2:11.547 DELETED TRACK LIMITS AT T 10
- CAR 57 TIME 2:10.269 DELETED TRACK LIMITS AT T 10
- CAR 68 TIME 2:12.651 DELETED TRACK LIMITS AT T 10
- CAR 11 TIME 2:17.630 DELETED TRACK LIMITS AT T 10
- CAR 14 TIME 2:20.394 DELETED TRACK LIMITS AT T 10
- CAR 81 TIME 2:27.460 DELETED TRACK LIMITS AT T 10
- CAR 77 TIME 2:15.148 DELETED TRACK LIMITS AT T 10
- CAR 52 TIME 2:12.126 DELETED TRACK LIMITS AT T 10
- CAR 68 TIME 2:11.610 DELETED TRACK LIMITS AT T 10
- CAR 67 TIME 2:09.865 DELETED TRACK LIMITS AT T 10
- CAR 78 TIME 2:12.933 DELETED TRACK LIMITS AT T 7

Published at:.....

Track Temp: **36.3 °C** Air Temp: **27.9 °C** Humidity: **41 %** Track Status: **DRY**

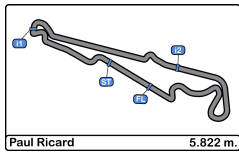
Race Director:

Timekeeper:

Luis Garcia

JOB-1605-ESP/M





Paul Ricard
GT Cup Europe
Free Practice - 1
Lap Analysis



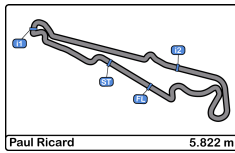
11	Fabio Fabiani Porsche 911 GT3 Cup gen 2	16	Evgenii Leonov Porsche 992 GT3 Cup
AM	Stefano Zerbi	PROAM*	Volcano Motorsport

Lap	D	Time	Sector 1	Sector 2	Sector 3	T. Spd	Elapsed	Lap	D	Time	Sector 1	Sector 2	Sector 3	T. Spd	Elapsed
1		9:39:23.838			9:39:23.838	125.2	9:39:23.838	1		9:38:12.774	9:36:23.597	46.881	1:02.296	112.0	9:38:12.774
2		2:20.543		9:40:44.560	59.821	241.6	9:41:44.381	2		2:23.961	41.063	43.567	59.331	201.1	9:40:36.735
3		2:17.738		9:43:03.232	58.887	242.1	9:44:02.119	3		2:54.010 P	43.559	54.475	1:15.976	242.6	9:43:30.745
4		2:31.894 P		9:45:19.920	1:14.093	243.2	9:46:34.013	4		2:30.292	1:02.637	40.195	56.460	144.7	9:46:10.037
5		4:49.959	2:53.401	40.165	1:16.393	149.7	9:51:23.972	5		2:46.770	36.292	53.539	1:16.939	243.7	9:48:56.807
6		2:15.207	37.277	39.997	57.933	242.6	9:53:39.179	6		2:14.289	38.003	39.912	56.374	240.5	9:51:11.096
7		2:14.752	37.004	40.033	57.715	242.1	9:55:53.931	7		2:41.539	36.052	39.434	56.053	242.1	9:53:22.635
8		2:46.005	36.834	41.121	58.050	242.6	9:58:09.936	8		2:32.825	35.857	38.835	1:18.133	244.3	9:55:55.460
9		2:46.844 P	36.848	39.542	1:30.421	243.2	10:00:56.747	9		2:11.189	35.577	39.936	55.676	243.7	9:58:06.649
10		6:16.040	4:18.565	49.127	1:08.348	107.1	10:07:12.787	10		2:10.993	35.437	39.416	56.140	243.2	10:00:17.642
11		3:21.546	43.301	50.891	1:47.324	184.6	10:10:34.303	11		2:13.084	35.676	39.824	57.584	243.2	10:02:30.726
12		2:41.913	57.030	43.279	1:01.604	79.7	10:13:16.216	12		2:10.953	35.934	39.134	55.885	242.6	10:04:41.679
13		2:20.433	38.936	42.276	59.221	241.0	10:15:36.649	13		2:48.563 P	36.127	40.336	1:02.100	243.7	10:07:00.242
14		2:48.767	36.970	41.289	1:30.508	241.6	10:18:25.416	14		5:04.474	2:46.233	1:21.280	56.961	86.8	10:12:04.716
15		2:18.148	37.796	41.673	58.679	242.1	10:20:43.564	15		2:42.743	36.741	39.552	56.420	242.6	10:14:17.429
16		2:47.630	37.678	41.599	58.353	243.2	10:23:01.194	16		2:43.356	36.848	40.382	56.126	244.3	10:16:30.785
17		3:09.088 P	39.661	1:03.892	1:25.535	243.2	10:26:10.282	17		2:12.092	35.862	39.163	57.067	244.8	10:18:42.877

14	Maurizio Fondi Porsche 992 GT3 Cup	18	Lorenzo Ferdinando Innocenti Ferrari 488 Challenge Evo
AM	Laura Van den Hengel	PROAM	Andrea Belicchi
	Ghinzani Arco Motorsport		Rossocorsa Racing

Lap	D	Time	Sector 1	Sector 2	Sector 3	T. Spd	Elapsed	Lap	D	Time	Sector 1	Sector 2	Sector 3	T. Spd	Elapsed
1		9:41:28.950	9:39:26.444	52.697	1:09.809	85.5	9:41:28.950	1		9:36:36.378	9:34:39.066	47.061	1:10.251	92.5	9:36:36.378
2		2:37.512	42.588	51.644	1:03.280	206.5	9:44:06.462	2		2:36.190	39.255	50.313	1:06.622	238.4	9:39:12.568
3		2:36.555 P	39.588	42.494	1:14.473	235.2	9:46:43.017	3		2:09.262	35.388	38.144	55.730	243.7	9:41:21.830
4		5:32.360	3:46.774	44.586	1:01.000	110.3	9:52:15.377	4		2:18.846	38.727	41.279	58.840	244.3	9:43:40.676
5		2:20.563	38.909	41.516	1:00.138	235.8	9:54:35.940	5		2:08.157	35.143	37.990	55.024	243.2	9:45:48.833
6		2:30.891 P	37.710	41.228	1:11.953	237.3	9:57:06.831	6		2:48.080	34.970	44.271	1:28.839	244.3	9:48:36.913
7		6:05.531	4:11.408	49.599	1:04.524	86.8	10:03:12.362	7		2:07.810	34.951	38.012	54.847	242.6	9:50:44.723
8		2:26.627	39.878	45.633	1:01.116	229.2	10:05:38.989	8		2:15.508 P	35.013	38.131	1:02.364	243.2	9:53:00.231
9		2:22.826	38.661	44.210	59.955	234.7	10:08:01.815	9		4:24.959	2:44.799	42.449	57.711	112.2	9:57:25.190
10		3:38.069	40.037	1:22.092	1:35.940	233.7	10:11:39.884	10		2:40.448	35.716	38.821	55.911	246.0	9:59:35.638
11		2:27.413	39.460	46.338	1:01.615	216.0	10:14:07.297	11		2:10.910	36.115	38.828	55.967	245.4	10:01:46.548
12		2:36.803 P	38.602	42.888	1:15.313	234.2	10:16:44.100	12		2:41.745	36.394	38.548	56.773	244.3	10:03:58.263
13		4:05.312	2:21.019	45.195	59.098	99.4	10:20:49.412	13		2:09.998	35.427	38.620	55.951	244.3	10:06:08.261
14		2:20.394	38.543	42.043	59.808	237.3	10:23:09.806	14		2:27.859 P	35.844	41.209	1:10.806	244.3	10:08:36.120
15		2:51.444 P	39.130	48.912	1:23.402	233.2	10:26:01.250	15		4:59.549	3:21.823	40.101	57.625	129.9	10:13:35.669
								16		2:10.350	35.813	38.891	55.646	246.0	10:15:46.019
								17		2:40.429	35.606	38.775	55.748	246.0	10:17:56.148
								18		2:41.547	35.642	38.808	57.097	244.3	10:20:07.695
								19		2:26.824 P	36.468	43.511	1:06.845	246.0	10:22:34.519





Paul Ricard
GT Cup Europe
Free Practice - 1
Lap Analysis



19 Stefano Bozzoni Ferrari 488 Challenge Evo **44** Eugenio Pisani Porsche 911 GT3 Cup gen 2
 AM Fernando Navarrete Martel Motorsport PROAM Stefano Zanini Eugenio Pisani / SP Racing

Lap	D	Time	Sector 1	Sector 2	Sector 3	T. Spd	Elapsed	Lap	D	Time	Sector 1	Sector 2	Sector 3	T. Spd	Elapsed
1		9:36:28.179	9:34:49.120	41.331	57.728	99.0	9:36:28.179	1		9:38:02.435	9:36:09.461	48.833	1:04.141	118.9	9:38:02.435
2		2:11.409	36.240	39.331	55.838	250.0	9:38:39.588	2		2:46.264	38.090	40.224	57.947	219.0	9:40:18.696
3		2:10.535	35.836	39.035	55.664	251.1	9:40:50.123	3		2:42.885	36.412	39.157	57.316	243.2	9:42:31.581
4		2:09.505	35.397	38.373	55.735	250.5	9:42:59.628	4		2:42.364	36.320	38.892	57.149	244.3	9:44:43.942
5		2:26.822 P	35.809	38.182	1:12.831	249.4	9:45:26.450	5		2:42.345	36.160	39.010	57.145	242.1	9:46:56.257
6		10:36.599 P	8:18.431	47.987	1:30.181	116.1	9:56:03.049	6		2:50.789 P	53.252	47.158	1:10.379	241.6	9:49:47.046
7		3:08.897	1:24.570	42.889	1:01.438	147.7	9:59:11.946	7		4:52.462	3:10.547	42.437	59.478	108.7	9:54:39.508
8		2:26.165	39.773	45.477	1:00.915	224.5	10:01:38.111	8		2:12.419	36.004	39.511	56.904	243.7	9:56:51.927
9		2:22.956	38.453	41.934	1:02.569	239.4	10:04:01.067	9		2:19.126 P	35.986	39.408	1:03.732	244.8	9:59:11.053
10		2:21.177	38.421	42.100	1:00.656	243.7	10:06:22.244	10		4:28.006	2:51.994	39.597	57.315	131.7	10:03:39.959
11		2:20.480	38.262	41.259	1:00.959	246.0	10:08:42.724	11		2:12.454	36.269	39.298	56.887	246.0	10:05:52.413
12		3:12.637	50.726	1:00.733	1:21.178	225.9	10:11:55.361	12		2:28.082	35.939	53.934	58.209	242.6	10:08:20.495
13		2:19.237	39.285	40.558	59.394	235.8	10:14:14.598	13		3:29.255	45.433	1:22.318	1:21.504	244.8	10:11:49.750
14		2:19.329	38.933	41.622	58.774	201.1	10:16:33.927	14		2:20.010 P	36.043	39.518	1:04.449	244.8	10:14:09.760
15		2:20.061	38.538	40.822	1:00.701	244.8	10:18:53.988	15		7:46.897	6:11.407	38.934	56.556	146.5	10:21:56.657
16		2:17.868	37.558	40.643	59.667	245.4	10:21:11.856	16		2:10.929	35.916	38.796	56.217	245.4	10:24:07.586
17		2:16.914	37.634	40.363	58.917	249.4	10:23:28.770	17		2:20.161 P	37.527	38.873	1:03.761	245.4	10:26:27.747
18		2:42.902 P	38.687	45.553	1:18.662	236.8	10:26:11.672								

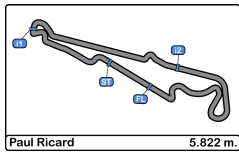
21 Camil Perian Porsche 911 GT3 Cup gen 2 **47** Alex Reimann Porsche 992 GT3 Cup
 AM Florin Tincescu Camil Perian / R01 Racing by Varu EST1 Racing

Lap	D	Time	Sector 1	Sector 2	Sector 3	T. Spd	Elapsed	Lap	D	Time	Sector 1	Sector 2	Sector 3	T. Spd	Elapsed
1		9:36:19.784 P	9:34:18.226	48.167	1:13.391	107.8	9:36:19.784	1		9:36:57.977	9:35:09.571	47.704	1:00.702	118.2	9:36:57.977
2		3:19.432	1:39.405	40.832	59.195	146.3	9:39:39.216	2		2:16.748	38.377	40.914	57.457	235.8	9:39:14.725
3		2:14.977	37.378	39.817	57.782	240.0	9:41:54.193	3		2:13.563	36.803	39.233	57.527	236.3	9:41:28.288
4		2:13.385	37.068	39.108	57.209	241.0	9:44:07.578	4		2:43.437	36.562	40.274	56.601	235.8	9:43:41.725
5		2:15.280	37.485	39.616	58.179	242.1	9:46:22.858	5		2:11.234	36.358	38.965	55.911	235.8	9:45:52.959
6		2:55.457	39.954	1:17.523	57.980	241.6	9:49:18.315	6		2:58.204 P	35.734	42.646	1:39.824	236.8	9:48:51.163
7		2:14.703	36.511	40.104	58.088	240.5	9:51:33.018	7		3:09.134	1:26.538	39.242	1:03.354	137.0	9:52:00.297
8		2:14.556	37.987	39.116	57.453	242.1	9:53:47.574	8		2:44.153	35.997	39.159	55.997	235.2	9:54:11.450
9		2:25.738 P	37.405	40.642	1:07.691	243.2	9:56:13.312	9		2:40.993	35.726	39.286	55.981	236.8	9:56:22.443
10		5:10.249	3:33.011	39.896	57.342	147.1	10:01:23.561	10		2:22.886 P	35.991	39.132	1:07.763	236.8	9:58:45.329
11		2:42.204	36.285	38.941	57.065	240.5	10:03:35.852	11		3:48.943	2:12.296	40.658	55.989	133.4	10:02:34.272
12		2:18.751	37.679	42.404	58.668	244.3	10:05:54.603	12		2:11.459	35.945	39.542	55.972	236.3	10:04:45.731
13		2:14.021	37.000	40.038	56.983	222.6	10:08:08.624	13		2:12.376	36.127	40.175	56.074	236.3	10:06:58.107
14		3:31.479	38.412	1:24.714	1:28.353	242.1	10:11:40.103	14		2:34.748	35.789	39.165	1:19.794	235.8	10:09:32.855
15		2:21.487	36.407	39.539	1:05.541	238.9	10:14:01.590	15		3:02.432	1:11.828	53.597	57.007	79.0	10:12:35.287
16		2:13.250	36.740	39.372	57.138	238.4	10:16:14.840	16		2:40.700	35.438	39.036	56.226	236.3	10:14:45.987
17		2:11.774	36.352	38.894	56.528	243.7	10:18:26.614	17		2:40.094	35.465	38.936	55.693	237.8	10:16:56.081
18		2:42.640	36.913	39.101	56.596	244.3	10:20:39.224	18		2:24.195 P	35.495	39.860	1:05.840	237.8	10:19:17.276
19		2:11.571	35.972	38.921	56.678	242.1	10:22:50.795								
20		2:38.884 P	36.366	39.984	1:22.534	241.6	10:25:29.679								

52 Xander Przybylak Porsche 992 GT3 Cup
 AM Laurent Vandervelde Q1-trackracing

Lap	D	Time	Sector 1	Sector 2	Sector 3	T. Spd	Elapsed
1		9:55:30.357 P	9:53:34.807	48.123	1:07.427	117.3	9:55:30.357
2		3:44.446	2:04.503	41.489	58.454	136.1	9:59:14.803
3		2:16.277	37.335	41.333	57.609	240.0	10:01:31.080
4		2:15.922	37.775	40.264	57.883	239.4	10:03:47.002
5		2:13.818	36.723	39.788	57.307	237.3	10:06:00.820
6		2:16.705	36.260	41.577	58.868	240.0	10:08:17.525
7		3:39.353 P	44.319	1:23.976	1:31.058	239.4	10:11:56.878
8		4:38.924	2:58.686	41.999	58.239	90.3	10:16:35.802
9		2:16.793	38.775	40.574	57.444	240.5	10:18:52.595
10		2:12.884	36.358	39.961	56.565	241.0	10:21:05.479
11		2:42.426	36.261	39.419	56.446	242.1	10:23:17.605
12		2:48.438 P	36.339	45.068	1:27.031	240.5	10:26:06.043





Paul Ricard
GT Cup Europe
Free Practice - 1
Lap Analysis



55	Gustavo Condé	Porsche 992 GT3 Cup	67	Gianluca De Lorenzi	Porsche 992 GT3 Cup
AM	H. Mello	Q1-trackracing	AM	Stefano Borghi	GDL Racing

Lap	D	Time	Sector 1	Sector 2	Sector 3	T. Spd	Elapsed	Lap	D	Time	Sector 1	Sector 2	Sector 3	T. Spd	Elapsed
1		9:41:30.780	9:39:44.664	45.234	1:00.882	79.0	9:41:30.780	1		9:48:52.193 P	9:46:21.240	57.034	1:33.919	83.0	9:48:52.193
2		2:18.067	38.711	41.622	57.734	231.2	9:43:48.847	2		2:50.173 P	55.882	45.466	1:08.825	152.7	9:51:42.366
3		2:16.468	37.545	41.735	57.188	240.0	9:46:05.315	3		2:27.448	51.786	39.957	55.705	147.3	9:54:09.814
4		2:39.881	37.048	40.446	1:22.387	241.0	9:48:45.196	4		2:00.551	35.419	38.814	55.318	241.6	9:56:19.365
5		2:13.200	36.792	39.851	56.557	238.9	9:50:58.396	5		2:00.029	35.870	38.734	55.325	244.3	9:58:29.294
6		2:13.503	36.587	39.852	57.064	241.0	9:53:11.899	6		2:18.656 P	35.106	38.487	1:05.063	243.7	10:00:47.950
7		2:13.390	36.750	39.940	56.700	241.0	9:55:25.289	7		3:32.882	1:49.717	45.706	57.459	115.7	10:04:20.832
8		2:19.520	36.545	45.027	57.948	242.6	9:57:44.809	8		2:19.131 P	35.355	38.556	1:05.220	241.0	10:06:39.963
9		2:47.769 P	37.011	39.351	1:31.407	242.6	10:00:32.578	9		2:22.026	6:44.847	39.985	57.194	142.1	10:15:01.989
10		6:37.624	4:50.155	44.883	1:02.586	97.9	10:07:10.202	10		2:40.355	35.562	39.157	55.636	241.6	10:17:12.344
11		2:59.297	39.486	41.922	1:37.889	232.2	10:10:09.499	11		2:40.938	35.432	39.715	55.791	242.6	10:19:23.282
12		2:57.077	1:11.432	43.506	1:02.139	80.4	10:13:06.576	12		2:40.520	35.699	39.071	55.750	242.6	10:21:33.802
13		2:20.473	39.358	41.880	59.235	237.8	10:15:27.049	13		2:00.865	35.520	38.690	55.655	243.7	10:23:43.667
14		2:17.736	38.260	41.139	58.337	238.9	10:17:44.785	14		2:42.793 P	37.943	46.834	1:18.016	235.8	10:26:26.460
15		2:17.085	37.972	41.025	58.088	240.5	10:20:01.870								
16		2:15.225	37.642	39.899	57.684	240.5	10:22:17.095								
17		3:09.473 P	37.750	40.225	1:51.498	238.9	10:25:26.568								

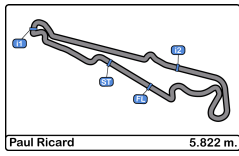
57	Quentin Antonel	Porsche 992 GT3 Cup	68	Samuele Bosio	Porsche 992 GT3 Cup
AM*	Nicolas Vandierendonck	Q1-trackracing	AM		GDL Racing

Lap	D	Time	Sector 1	Sector 2	Sector 3	T. Spd	Elapsed	Lap	D	Time	Sector 1	Sector 2	Sector 3	T. Spd	Elapsed
1		9:36:52.380	9:35:00.137	50.272	1:01.971	91.9	9:36:52.380	1		9:39:47.869 P	9:37:52.175	45.357	1:10.337	100.5	9:39:47.869
2		2:12.922	36.675	39.875	56.372	240.0	9:39:05.302	2		3:27.619	1:46.629	42.082	58.908	139.1	9:43:15.488
3		2:14.012	36.155	39.802	58.055	241.0	9:41:19.314	3		2:17.136	37.956	41.292	57.888	238.4	9:45:32.624
4		2:13.159	37.034	40.080	56.045	241.0	9:43:32.473	4		2:29.352 P	37.384	41.193	1:10.775	237.3	9:48:01.976
5		2:11.313	35.928	39.343	56.042	241.6	9:45:43.786	5		3:42.616	2:01.578	41.615	59.423	139.7	9:51:44.592
6		2:47.129 P	36.835	39.321	1:30.973	242.1	9:48:30.915	6		2:14.685	37.118	40.191	57.376	238.9	9:53:59.277
7		6:25.572	4:29.335	50.218	1:06.019	95.1	9:54:56.487	7		2:14.643	36.728	39.897	58.018	240.5	9:56:13.920
8		2:14.126	36.271	41.540	56.315	241.0	9:57:10.613	8		2:12.811	36.535	39.810	56.466	240.5	9:58:26.731
9		2:10.408	35.860	39.157	55.391	241.0	9:59:21.021	9		2:16.158	36.253	39.338	1:00.567	240.0	10:00:42.889
10		2:10.818	35.504	39.701	55.613	242.1	10:01:31.839	10		2:19.186	37.577	42.628	58.981	237.3	10:03:02.075
11		2:21.456 P	36.647	39.618	1:05.191	241.0	10:03:53.295	11		2:11.557	35.962	39.574	56.021	240.5	10:05:13.632
12		7:34.051	4:40.868	1:23.504	1:29.679	144.5	10:11:27.346	12		2:11.762	36.090	39.415	56.257	240.0	10:07:25.394
13		2:15.287	37.557	40.543	57.187	238.9	10:13:42.633	13		2:57.665 P	36.030	43.817	1:37.818	240.5	10:10:23.059
14		2:12.954	36.754	39.396	55.904	241.6	10:15:54.687	14		4:15.401	2:34.765	41.440	59.196	113.9	10:14:38.460
15		2:11.456	36.480	39.213	55.763	242.6	10:18:06.143	15		2:12.877	36.541	40.093	56.243	238.4	10:16:51.337
16		2:10.269	35.930	38.726	55.613	242.6	10:20:16.412	16		2:18.212	37.399	43.543	57.270	241.0	10:19:09.549
17		2:10.392	35.802	38.920	55.670	242.6	10:22:26.804	17		2:12.654	36.179	39.591	56.881	241.0	10:21:22.200
18		2:10.220	36.059	38.662	55.499	242.6	10:24:37.024	18		2:11.610	36.170	39.463	55.977	241.0	10:23:33.810
19		2:23.039 P	35.793	38.445	1:08.801	241.6	10:27:00.063	19		2:50.143 P	41.592	48.160	1:20.391	241.0	10:26:23.953

65	Mario Cordoni	Porsche 992 GT3 Cup			
AM					GDL Racing

Lap	D	Time	Sector 1	Sector 2	Sector 3	T. Spd	Elapsed
1		9:43:51.661		9:42:49.504	1:02.157	93.9	9:43:51.661
2		2:16.635			3:18.792	238.9	9:46:08.296
3		3:04.221 P			6:23.013	241.6	9:49:12.517





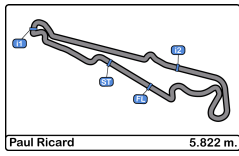
Paul Ricard
GT Cup Europe
Free Practice - 1
Lap Analysis



69 Alexandre Bochez Ferrari 488 Challenge Evo							77 Jori Ala-Jyrä Porsche 992 GT3 Cup								
AM Mikaël Bochez Kessel Racing							AM Indrek Jaaska EST1 Racing								
Lap	D	Time	Sector 1	Sector 2	Sector 3	T. Spd	Elapsed	Lap	D	Time	Sector 1	Sector 2	Sector 3	T. Spd	Elapsed
1		9:36:40.736	9:34:57.479	43.379	59.878	112.9	9:36:40.736	1		9:37:26.587	9:35:37.439	48.221	1:00.927	118.9	9:37:26.587
2		2:15.849	37.568	40.407	57.874	247.1	9:38:56.585	2		2:20.191	38.802	42.273	59.116	237.8	9:39:46.778
3		2:14.959	37.180	40.248	57.531	246.0	9:41:11.544	3		2:14.727	37.135	39.910	57.682	239.4	9:42:01.505
4		2:16.035	37.424	40.780	57.831	247.7	9:43:27.579	4		2:13.972	36.685	40.230	57.057	241.0	9:44:15.477
5		2:13.189	36.707	39.693	56.789	246.0	9:45:40.768	5		2:14.549	37.016	40.481	57.052	240.5	9:46:30.026
6		2:46.935 P	37.014	39.440	1:30.481	245.4	9:48:27.703	6		3:16.294 P	37.261	1:23.430	1:15.603	240.5	9:49:46.320
7		4:50.924	3:10.071	40.898	59.955	137.4	9:53:18.627	7		5:02.497	3:18.617	43.251	1:00.629	120.6	9:54:48.817
8		2:14.645	36.933	39.822	57.890	246.5	9:55:33.272	8		2:55.033	39.025	1:14.572	1:01.436	236.8	9:57:43.850
9		2:12.518	36.551	39.574	56.393	246.0	9:57:45.790	9		2:24.234	40.045	41.786	1:02.403	236.8	10:00:08.084
10		2:16.007	36.483	39.547	1:00.067	250.0	10:00:01.887	10		2:23.771	38.249	44.746	1:00.776	240.0	10:02:31.855
11		2:12.053	36.084	39.235	56.734	246.0	10:02:13.940	11		2:19.476	37.680	41.726	1:00.070	240.5	10:04:51.331
12		2:11.352	36.142	38.819	56.391	245.4	10:04:25.292	12		2:19.207	37.537	41.445	1:00.225	241.0	10:07:10.538
13		2:20.745 P	36.591	39.664	1:04.490	247.1	10:06:46.037	13		3:02.607 P	39.726	42.290	1:40.591	225.9	10:10:13.145
14		5:44.338	3:46.486	58.856	58.996	107.2	10:12:30.375	14		4:09.954	2:31.742	40.300	57.912	105.7	10:14:23.099
15		2:12.008	36.504	39.021	56.483	246.5	10:14:42.383	15		2:14.005	36.861	40.078	57.066	240.0	10:16:37.104
16		2:18.662 P	36.373	39.149	1:03.140	247.1	10:17:01.045	16		2:14.176	36.583	40.329	57.264	242.6	10:18:51.280
17		3:24.097	1:47.037	39.814	57.246	137.4	10:20:25.142	17		2:13.249	36.555	40.008	56.686	241.0	10:21:04.529
18		2:12.569	36.243	39.316	57.010	245.4	10:22:37.711	18		2:15.148	36.188	39.735	59.225	242.6	10:23:19.677
19		2:12.022	36.178	39.067	56.777	246.5	10:24:49.733	19		2:48.168 P	37.442	42.532	1:28.194	242.1	10:26:07.845
20		2:42.769 P	38.544	49.597	1:14.628	246.0	10:27:32.502								

70 Roberto Bosio Porsche 911 GT3 Cup gen 2							78 Davide Scannicchio Porsche 992 GT3 Cup								
AM GDL Racing							PROAM Fabio Babini ZRS Motorsport								
Lap	D	Time	Sector 1	Sector 2	Sector 3	T. Spd	Elapsed	Lap	D	Time	Sector 1	Sector 2	Sector 3	T. Spd	Elapsed
1		9:43:55.111	9:41:53.862	49.194	1:12.055	100.3	9:43:55.111	1		9:38:34.938	9:36:46.713	46.543	1:01.682	86.9	9:38:34.938
2		2:27.237	40.778	43.371	1:03.088	232.2	9:46:22.348	2		2:20.823	39.744	42.832	58.247	232.2	9:40:55.761
3		2:45.747	39.774	53.154	1:12.819	237.3	9:49:08.095	3		2:13.754	35.879	40.377	57.498	240.0	9:43:09.515
4		2:19.731	38.932	41.463	59.336	241.6	9:51:27.826	4		2:09.046	35.300	38.728	55.018	242.1	9:45:18.561
5		2:18.450	38.043	40.906	59.501	244.8	9:53:46.276	5		2:28.066 P	35.564	39.468	1:13.034	241.0	9:47:46.627
6		2:17.477	37.697	40.528	59.252	243.7	9:56:03.753	6		9:57.593	8:14.035	44.409	59.149	121.4	9:57:44.220
7		2:39.727 P	39.798	44.043	1:15.886	221.7	9:58:43.480	7		2:13.558	37.005	39.553	57.000	238.4	9:59:57.778
8		4:51.685	3:05.500	45.913	1:00.272	100.9	10:03:35.165	8		2:52.348	36.612	1:18.632	57.104	238.9	10:02:50.126
9		2:17.842	37.753	40.457	59.632	244.8	10:05:53.007	9		2:12.941	36.392	39.484	57.065	238.9	10:05:03.067
10		2:18.824	37.724	41.840	59.257	244.8	10:08:11.828	10		2:12.829	36.555	39.475	56.799	239.4	10:07:15.896
11		3:32.375	38.511	1:22.952	1:30.912	244.8	10:11:44.203	11		2:58.134 P	36.669	41.229	1:40.233	241.0	10:10:14.027
12		2:20.844	38.026	41.865	1:00.953	243.7	10:14:05.047	12		5:59.916	4:12.357	46.919	1:00.640	104.6	10:16:13.943
13		2:30.846 P	38.070	41.642	1:11.134	245.4	10:16:35.893	13		2:18.438	39.090	42.092	57.256	238.9	10:18:32.381
14		4:36.503	2:49.741	44.980	1:01.782	101.4	10:21:12.396	14		2:13.084	36.434	39.816	56.834	240.5	10:20:45.465
15		2:18.623	38.233	41.108	59.282	246.0	10:23:31.019	15		2:13.253	36.282	40.149	56.822	240.5	10:22:58.718
16		2:49.734 P	40.484	50.245	1:19.005	201.1	10:26:20.753	16		2:12.933	36.255	40.349	56.329	241.0	10:25:11.651
17								17		2:44.600 P	43.216	47.318	1:14.066	181.8	10:27:56.251





Paul Ricard
GT Cup Europe
Free Practice - 1
Lap Analysis



80

Iván Velasco

Ferrari 488 Challenge Evo

007

Jayan Fazal-Karim

Aston Martin Vantage AMR

PROAM

Jorge Cabezas

Mertel Motorsport

TPH

Julien Darras

Street-Art Racing

Lap	D	Time	Sector 1	Sector 2	Sector 3	T. Spd	Elapsed	Lap	D	Time	Sector 1	Sector 2	Sector 3	T. Spd	Elapsed
1		9:36:23.994	9:34:43.649	42.629	57.716	108.7	9:36:23.994	1		9:41:03.994 P	9:37:02.731	48.370	3:12.893	123.5	9:41:03.994
2		2:14.023	37.098	40.462	56.463	247.7	9:38:38.017	2		2:46.224	58.574	45.089	1:02.561	133.3	9:43:50.218
3		2:13.304	36.104	39.290	57.907	251.1	9:40:51.318	3		2:49.866	38.248	41.948	59.670	229.2	9:46:10.084
4		2:09.472	35.730	38.338	55.404	250.5	9:43:00.790	4		3:00.769	37.477	1:06.805	1:16.487	230.7	9:49:10.853
5		2:49.424 P	35.405	38.309	1:05.707	250.0	9:45:20.211	5		3:56.925 P	37.590	41.892	2:37.443	229.2	9:53:07.778
6		5:59.294	4:20.601	39.398	59.295	148.7	9:51:19.505	6		3:10.294	1:12.312	50.223	1:07.759	59.1	9:56:18.072
7		2:09.247	35.269	38.648	55.330	250.5	9:53:28.752	7		2:37.052	43.829	45.408	1:07.815	227.3	9:58:55.124
8		2:11.900	35.548	38.680	57.672	249.4	9:55:40.652	8		2:36.747	43.021	45.146	1:08.580	226.4	10:01:31.871
9		2:18.623 P	36.190	39.078	1:03.355	250.0	9:57:59.275	9		2:33.329	41.679	44.561	1:07.089	215.1	10:04:05.200
10		5:32.254	3:50.780	43.203	58.271	119.0	10:03:31.529	10		2:32.123	40.804	43.670	1:07.649	228.8	10:06:37.323
11		2:12.844	37.533	39.471	55.840	231.2	10:05:44.373	11		2:39.488	40.068	43.274	1:16.146	227.3	10:09:16.811
12		2:19.839	35.834	38.737	1:04.468	250.5	10:08:03.412	12		3:21.509	1:06.771	1:07.060	1:07.678	88.2	10:12:38.320
13		3:35.559	38.654	1:28.087	1:28.818	240.5	10:11:38.971	13		2:27.125	39.692	43.607	1:03.826	228.8	10:15:05.445
14		2:10.906	36.431	38.733	55.742	248.8	10:13:49.877	14		2:24.290	39.168	42.686	1:02.436	230.2	10:17:29.735
15		2:10.643	35.978	38.730	55.935	251.7	10:16:00.520	15			39.928	42.430		229.2	
16		2:09.242	35.336	38.363	55.543	251.1	10:18:09.762								
17		2:24.398 P	36.459	39.391	1:08.548	250.5	10:20:34.160								
18		4:23.501	2:46.861	40.305	56.335	141.9	10:24:57.661								
19		2:38.433 P	36.685	45.259	1:16.489	218.1	10:27:36.094								

81

Luca Ludwig

Ferrari 488 Challenge Evo

PROAM

Steven Liquorish

Mertel Motorsport

Lap	D	Time	Sector 1	Sector 2	Sector 3	T. Spd	Elapsed
1		9:36:16.409	9:34:36.079	42.319	58.011	139.8	9:36:16.409
2		2:12.085	36.203	39.889	55.993	235.8	9:38:28.494
3		2:44.898 P	35.950	40.095	1:28.853	231.2	9:41:13.392
4		1:37.401	10:03.596	38.497	55.308	149.5	9:52:50.793
5		2:08.221	35.270	38.109	54.842	250.0	9:54:59.014
6		2:08.016	35.193	38.130	54.693	249.4	9:57:07.030
7		2:14.430 P	35.193	38.085	1:01.152	249.4	9:59:21.460
8		6:30.582	4:40.017	46.447	1:04.118	65.7	10:05:52.042
9		2:27.890	42.264	43.411	1:02.215	193.8	10:08:19.932
10		3:34.408	46.808	1:23.325	1:24.275	237.3	10:11:54.340
11		2:17.693	38.137	40.915	58.641	240.5	10:14:12.033
12		2:15.327	37.032	40.605	57.690	241.0	10:16:27.360
13		2:16.043	37.321	39.936	58.786	246.0	10:18:43.403
14		2:13.950	37.279	39.482	57.189	224.0	10:20:57.353
15		2:27.460 P	36.510	39.293	1:11.657	248.8	10:23:24.813

99

José García

Porsche Cayman GT4 RS

TPH

Carlo Scholl

Lionspeed GP

Lap	D	Time	Sector 1	Sector 2	Sector 3	T. Spd	Elapsed
1		10:05:09.693 P			10:05:09.693		10:05:09.693
2		2:49.940	58.750	46.440	1:04.750	114.0	10:07:59.633
3		3:54.721	42.994	1:26.134	1:45.593	218.1	10:11:54.354
4		2:27.954	42.017	44.446	1:01.491	216.8	10:14:22.308
5		2:25.962	40.062	43.901	1:01.999	223.6	10:16:48.270
6		2:26.414	40.672	44.784	1:00.958	223.6	10:19:14.684
7		2:24.792	39.767	43.859	1:01.166	223.6	10:21:39.476
8		2:24.036	39.740	43.074	1:01.222	224.5	10:24:03.512
9			41.650	42.959		209.3	





Paul Ricard
GT Cup Europe

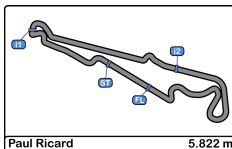
Free Practice - 1

Best Sectors Results



Sector - 1			Sector - 2			Sector - 3			Ideal Lap vs Best Lap		
Clas	Nº Driver	Time	Nº Driver	Time	Nº Driver	Time	Clas	Nº Driver	Ideal Lap	Best Lap	Clas
1	17 Innocenti - Belicchi	34.951	17 Innocenti - Belicchi	37.990	81 Ludwig - Liquorish	54.693	1	17 Innocenti - Belicchi	2:07.788	2:07.810	1
2	67 De Lorenzi - Borghi	35.106	81 Ludwig - Liquorish	38.085	17 Innocenti - Belicchi	54.847	2	81 Ludwig - Liquorish	2:07.971	2:13.950	14
3	81 Ludwig - Liquorish	35.193	19 Bozzoni - Navarrete	38.182	78 Scannicchio - Babini	55.018	3	80 Velasco - Cabezas	2:08.908	2:09.247	2
4	80 Velasco - Cabezas	35.269	80 Velasco - Cabezas	38.309	67 De Lorenzi - Borghi	55.318	4	67 De Lorenzi - Borghi	2:08.911	2:19.131	19
5	78 Scannicchio - Babini	35.300	57 Antonel - Vandierendonck	38.445	80 Velasco - Cabezas	55.330	5	78 Scannicchio - Babini	2:09.046	2:12.829	11
6	19 Bozzoni - Navarrete	35.397	67 De Lorenzi - Borghi	38.487	57 Antonel - Vandierendonck	55.391	6	19 Bozzoni - Navarrete	2:09.243	2:09.505	3
7	16 Evgenii Leonov	35.437	78 Scannicchio - Babini	38.728	19 Bozzoni - Navarrete	55.664	7	57 Antonel - Vandierendonck	2:09.340	2:10.220	4
8	47 Alex Reimann	35.438	44 Pisani - Zanini	38.796	16 Evgenii Leonov	55.676	8	16 Evgenii Leonov	2:09.948	2:10.953	6
9	57 Antonel - Vandierendonck	35.504	69 Bochez - Bochez	38.819	47 Alex Reimann	55.693	9	47 Alex Reimann	2:10.067	2:11.234	7
10	44 Pisani - Zanini	35.916	16 Evgenii Leonov	38.835	68 Samuele Bosio	55.977	10	44 Pisani - Zanini	2:10.929	2:10.929	5
11	68 Samuele Bosio	35.962	21 Perian - Tincescu	38.894	44 Pisani - Zanini	56.217	11	68 Samuele Bosio	2:11.277	2:12.811	10
12	21 Perian - Tincescu	35.972	47 Alex Reimann	38.936	69 Bochez - Bochez	56.391	12	69 Bochez - Bochez	2:11.294	2:11.352	8
13	69 Bochez - Bochez	36.084	68 Samuele Bosio	39.338	52 Przybylak - Vandervelde	56.446	13	21 Perian - Tincescu	2:11.394	2:11.571	9
14	77 Ala-Jyrä - Jaaska	36.188	55 Condé - Mello	39.351	21 Perian - Tincescu	56.528	14	52 Przybylak - Vandervelde	2:12.125	2:12.884	12
15	52 Przybylak - Vandervelde	36.260	52 Przybylak - Vandervelde	39.419	55 Condé - Mello	56.557	15	55 Condé - Mello	2:12.453	2:13.200	13
16	55 Condé - Mello	36.545	11 Fabiani - Zerbi	39.542	77 Ala-Jyrä - Jaaska	56.686	16	77 Ala-Jyrä - Jaaska	2:12.609	2:14.005	15
17	11 Fabiani - Zerbi	36.834	77 Ala-Jyrä - Jaaska	39.735	11 Fabiani - Zerbi	57.715	17	11 Fabiani - Zerbi	2:14.091	2:14.752	16
18	007 Fazal-Karim - Darras	37.477	70 Roberto Bosio	40.457	14 Fondi - Van den Hengel	59.098	18	70 Roberto Bosio	2:17.406	2:17.477	18
19	70 Roberto Bosio	37.697	14 Fondi - Van den Hengel	41.228	70 Roberto Bosio	59.252	19	14 Fondi - Van den Hengel	2:18.036	2:20.563	20
20	14 Fondi - Van den Hengel	37.710	007 Fazal-Karim - Darras	41.892	007 Fazal-Karim - Darras	59.670	20	007 Fazal-Karim - Darras	2:19.039	2:24.290	22
21	99 García - Scholl	39.740	99 García - Scholl	42.959	99 García - Scholl	1:00.958	21	99 García - Scholl	2:23.657	2:24.036	21
22	65 Mario Cordoni	Transpon	65 Mario Cordoni	Transpon	65 Mario Cordoni	1:02.157	22	65 Mario Cordoni	Transpon	2:16.635	17





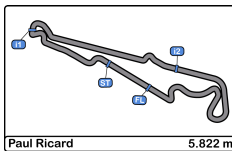
Paul Ricard
GT Cup Europe
Free Practice - 1
Best 5 Lap Times



Paul Ricard 5.822 m.

Cl	N° Entrant/Team	Nat	Driver 1	Nat	Driver 2	Nat	Vehicle	Cat	Cl	Best 1		Best 2		Best 3		Best 4		Best 5	
										Time	Lap	Time	Lap	Time	Lap	Time	Lap	Time	Lap
1	17 Rossocorsa Racing	ITA	Lorenzo Ferdinando Innocenti	ITA	Andrea Belicchi	ITA	Ferrari 488 Challenge Evo	PROAM	1	2:07.810	7	2:08.157	5	2:09.262	3	2:10.350	16	2:10.910	11
2	80 Mertel Motorsport	DEU	Iván Velasco	ESP	Jorge Cabezas	ESP	Ferrari 488 Challenge Evo	PROAM	2	2:09.247	7	2:10.906	14	2:11.900	8	2:12.844	11	2:14.023	2
3	19 Mertel Motorsport	DEU	Stefano Bozzoni	ITA	Fernando Navarrete	ESP	Ferrari 488 Challenge Evo	AM	1	2:09.505	4	2:10.535	3	2:11.409	2	2:16.914	17	2:17.868	16
4	57 Q1-trackracing	BEL	Quentin Antonel	FRA	Nicolas Vandierendonck	BEL	Porsche 992 GT3 Cup	AM*	2	2:10.220	18	2:10.392	17	2:11.456	15	2:14.012	3	2:21.456	11
5	44 Eugenio Pisani / SP Racing	ITA	Eugenio Pisani	ITA	Stefano Zanini	MCO	Porsche 911 GT3 Cup gen 2	PROAM	3	2:10.929	16	2:12.419	8	2:12.454	11	2:19.126	9	2:20.010	14
6	16 Volcano Motorsport	ESP	Evgenii Leonov	IND			Porsche 992 GT3 Cup	PROAM*	4	2:10.953	12	2:10.993	10	2:11.189	9	2:11.709	19	2:12.092	17
7	47 EST1 Racing	EST	Alex Reimann	EST			Porsche 992 GT3 Cup	AM	3	2:11.234	5	2:11.459	12	2:12.376	13	2:13.563	3	2:16.748	2
8	69 Kessel Racing	CHE	Alexandre Bochez	CHE	Mikaël Bochez	CHE	Ferrari 488 Challenge Evo	AM	4	2:11.352	12	2:12.008	15	2:12.022	19	2:12.053	11	2:12.518	9
9	21 Camil Perian / R01 Racing by Varu Nicu	ROU	Camil Perian	ROU	Florin Tincescu	ROU	Porsche 911 GT3 Cup gen 2	AM	5	2:11.571	19	2:11.774	17	2:13.250	16	2:13.385	4	2:14.021	13
10	68 GDL Racing	SMR	Samuele Bosio	ITA			Porsche 992 GT3 Cup	AM	6	2:12.811	8	2:14.643	7	2:14.685	6	2:16.158	9	2:17.136	3
11	78 ZRS Motorsport	ITA	Davide Scannicchio	ITA	Fabio Babini	ITA	Porsche 992 GT3 Cup	PROAM	5	2:12.829	10	2:12.941	9	2:13.084	14	2:13.253	15	2:18.438	13
12	52 Q1-trackracing	BEL	Xander Przybylak	BEL	Laurent Vandervelde	BEL	Porsche 992 GT3 Cup	AM	7	2:12.884	10	2:13.818	5	2:15.922	4	2:16.277	3	2:16.705	6
13	55 Q1-trackracing	BEL	Gustavo Condé	BRA	H. Mello	BRA	Porsche 992 GT3 Cup	AM	8	2:13.200	5	2:13.390	7	2:13.503	6	2:15.225	16	2:16.468	3
14	81 Mertel Motorsport	DEU	Luca Ludwig	GBR	Steven Liquorish	GBR	Ferrari 488 Challenge Evo	PROAM	6	2:13.950	14	2:27.890	9	3:34.408	10	6:30.582	8		
15	77 EST1 Racing	EST	Jori Ala-Jyrä	FIN	Indrek Jaaska	EST	Porsche 992 GT3 Cup	AM	9	2:14.005	15	2:14.176	16	2:14.549	5	2:14.727	3	2:19.207	12
16	11 Eugenio Pisani / SP Racing	ITA	Fabio Fabiani	ITA	Stefano Zerbi	ITA	Porsche 911 GT3 Cup gen 2	AM	10	2:14.752	7	2:15.207	6	2:17.738	3	2:18.148	15	2:20.433	13
17	65 GDL Racing	SMR	Mario Cordoni	ITA			Porsche 992 GT3 Cup	AM	11	2:16.635	2	3:04.221	3						
18	70 GDL Racing	SMR	Roberto Bosio	ITA			Porsche 911 GT3 Cup gen 2	AM	12	2:17.477	6	2:17.842	9	2:18.450	5	2:18.623	15	2:19.731	4
19	67 GDL Racing	SMR	Gianluca De Lorenzi	ITA	Stefano Borghi	ITA	Porsche 992 GT3 Cup	AM	13	2:19.131	8	2:42.793	14	2:50.173	2	3:32.882	7		
20	14 Ghinzani Arco Motorsport	ITA	Maurizio Fondi	ITA	Laura Van den Hengel	NLD	Porsche 992 GT3 Cup	AM	14	2:20.563	5	2:22.826	9	2:26.627	8	2:27.413	11	2:30.891	6
21	99 Lionspeed GP	DEU	José García	ESP	Carlo Scholl	DEU	Porsche Cayman GT4 RS	TPH	1	2:24.036	8	2:24.792	7	2:25.962	5	2:26.414	6	2:27.954	4
22	007 Street-Art Racing	BEL	Jayan Fazal-Karim	FRA	Julien Darras	FRA	Aston Martin Vantage AMR	TPH	2	2:24.290	14	2:27.125	13	2:32.123	10	2:33.329	9	2:36.747	8





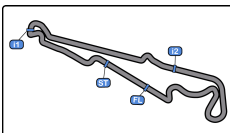
Paul Ricard
GT Cup Europe
Free Practice - 1
Best 5 Top Speeds



Paul Ricard 5.822 m

Cl	N° Entrant/Team	Nat	Driver 1	Nat	Driver 2	Nat	Vehicle	Cat	Cl	Top 1		Top 2		Top 3		Top 4		Top 5		Avg
										Km/h	Lap	Km/h	Lap	Km/h	Lap	Km/h	Lap	Km/h	Lap	
1	80 Mertel Motorsport	DEU	Iván Velasco	ESP	Jorge Cabezas	ESP	Ferrari 488 Challenge Evo	PROAM	1	251.7	15	251.1	3	251.1	16	250.5	4	250.5	7	251.0
2	19 Mertel Motorsport	DEU	Stefano Bozzoni	ITA	Fernando Navarrete	ESP	Ferrari 488 Challenge Evo	AM	1	251.1	3	250.5	4	250.0	2	249.4	5	249.4	17	250.1
3	69 Kessel Racing	CHE	Alexandre Bochez	CHE	Mikaël Bochez	CHE	Ferrari 488 Challenge Evo	AM	2	250.0	10	247.7	4	247.1	2	247.1	13	247.1	16	247.8
4	81 Mertel Motorsport	DEU	Luca Ludwig	GBR	Steven Liquorish	GBR	Ferrari 488 Challenge Evo	PROAM	2	250.0	5	249.4	6	249.4	7	248.8	15	246.0	13	248.7
5	17 Rossocorsa Racing	ITA	Lorenzo Ferdinando Innocenti	ITA	Andrea Belicchi	ITA	Ferrari 488 Challenge Evo	PROAM	3	246.0	10	246.0	16	246.0	17	246.0	19	245.4	11	245.9
6	44 Eugenio Pisani / SP Racing	ITA	Eugenio Pisani	ITA	Stefano Zanini	MCO	Porsche 911 GT3 Cup gen 2	PROAM	4	246.0	11	245.4	16	245.4	17	244.8	9	244.8	13	245.3
7	70 GDL Racing	SMR	Roberto Bosio	ITA			Porsche 911 GT3 Cup gen 2	AM	3	246.0	15	245.4	13	244.8	5	244.8	9	244.8	10	245.2
8	16 Volcano Motorsport	ESP	Evgenii Leonov	IND			Porsche 992 GT3 Cup	PROAM*	5	245.4	20	244.8	17	244.8	19	244.3	8	244.3	16	244.7
9	21 Camil Perian / R01 Racing by Varu Nicu	ROU	Camil Perian	ROU	Florin Tincescu	ROU	Porsche 911 GT3 Cup gen 2	AM	4	244.3	12	244.3	18	243.7	17	243.2	9	242.1	5	243.5
10	67 GDL Racing	SMR	Gianluca De Lorenzi	ITA	Stefano Borghi	ITA	Porsche 992 GT3 Cup	AM	5	244.3	5	243.7	6	243.7	13	242.6	11	242.6	12	243.4
11	11 Eugenio Pisani / SP Racing	ITA	Fabio Fabiani	ITA	Stefano Zerbi	ITA	Porsche 911 GT3 Cup gen 2	AM	6	243.2	4	243.2	9	243.2	16	243.2	17	242.6	6	243.1
12	55 Q1-trackracing	BEL	Gustavo Condé	BRA	H. Mello	BRA	Porsche 992 GT3 Cup	AM	7	242.6	8	242.6	9	241.0	4	241.0	6	241.0	7	241.7
13	57 Q1-trackracing	BEL	Quentin Antonel	FRA	Nicolas Vandierendonck	BEL	Porsche 992 GT3 Cup	AM*	8	242.6	15	242.6	16	242.6	17	242.6	18	242.1	6	242.5
14	77 EST1 Racing	EST	Jori Ala-Jyrä	FIN	Indrek Jaaska	EST	Porsche 992 GT3 Cup	AM	9	242.6	16	242.6	18	242.1	19	241.0	4	241.0	12	241.9
15	52 Q1-trackracing	BEL	Xander Przybylak	BEL	Laurent Vandervelde	BEL	Porsche 992 GT3 Cup	AM	10	242.1	11	241.0	10	240.5	9	240.5	12	240.0	3	240.8
16	78 ZRS Motorsport	ITA	Davide Scannicchio	ITA	Fabio Babini	ITA	Porsche 992 GT3 Cup	PROAM	6	242.1	4	241.0	5	241.0	11	241.0	16	240.5	14	241.1
17	65 GDL Racing	SMR	Mario Cordoni	ITA			Porsche 992 GT3 Cup	AM	11	241.6	3	238.9	2	93.9	1					191.5
18	68 GDL Racing	SMR	Samuele Bosio	ITA			Porsche 992 GT3 Cup	AM	12	241.0	16	241.0	17	241.0	18	241.0	19	240.5	7	240.9
19	47 EST1 Racing	EST	Alex Reimann	EST			Porsche 992 GT3 Cup	AM	13	237.8	17	237.8	18	236.8	6	236.8	9	236.8	10	237.2
20	14 Ghinzani Arco Motorsport	ITA	Maurizio Fondi	ITA	Laura Van den Hengel	NLD	Porsche 992 GT3 Cup	AM	14	237.3	6	237.3	14	235.8	5	235.2	3	234.7	9	236.1
21	007 Street-Art Racing	BEL	Jayan Fazal-Karim	FRA	Julien Darras	FRA	Aston Martin Vantage AMR	TPH	1	230.7	4	230.2	14	229.2	3	229.2	5	229.2	15	229.7
22	99 Lionspeed GP	DEU	José García	ESP	Carlo Scholl	DEU	Porsche Cayman GT4 RS	TPH	2	224.5	8	223.6	5	223.6	6	223.6	7	218.1	3	222.7





Paul Ricard
GT Cup Europe

Free Practice - 1

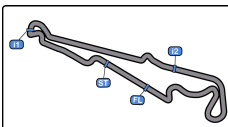
Fastest Laps Sequence

Paul Ricard 5.822 m.



Lap	Time of Day	Session Time	N° Entrant/Team	Nat	Driver 1	Nat	Driver 2	Nat	Vehicle	Cat	Time	Km/h
2	9:38:38.017	5:38.017	80 Mertel Motorsport		Iván Velasco		Jorge Cabezas		Ferrari 488 Challenge Evo	PROAM	2:14.023	156.3
2	9:38:39.588	5:39.588	19 Mertel Motorsport		Stefano Bozzoni		Fernando Navarrete		Ferrari 488 Challenge Evo	AM	2:11.409	159.4
3	9:40:50.123	7:50.123	19 Mertel Motorsport		Stefano Bozzoni		Fernando Navarrete		Ferrari 488 Challenge Evo	AM	2:10.535	160.5
3	9:41:21.830	8:21.830	17 Rossocorsa Racing		Lorenzo Ferdinando Innocenti		Andrea Belicchi		Ferrari 488 Challenge Evo	PROAM	2:09.262	162.1
5	9:45:48.833	12:48.833	17 Rossocorsa Racing		Lorenzo Ferdinando Innocenti		Andrea Belicchi		Ferrari 488 Challenge Evo	PROAM	2:08.157	163.5
7	9:50:44.723	17:44.723	17 Rossocorsa Racing		Lorenzo Ferdinando Innocenti		Andrea Belicchi		Ferrari 488 Challenge Evo	PROAM	2:07.810	163.9





Paul Ricard
GT Cup Europe
Free Practice - 1

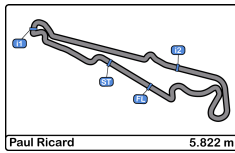
Event Best Maximum Speed

Paul Ricard 5.822 m



N°	Entrant/Team	Nat	Driver 1	Nat	Driver 2	Nat	Vehicle	Cat	Km/h	Session
80	Mertel Motorsport	DEU	Iván Velasco	ESP	Jorge Cabezas	ESP	Ferrari 488 Challenge Evo	PROAM	251.7	Free Practice - 1
19	Mertel Motorsport	DEU	Stefano Bozzoni	ITA	Fernando Navarrete	ESP	Ferrari 488 Challenge Evo	AM	251.1	Free Practice - 1
81	Mertel Motorsport	DEU	Luca Ludwig	DEU	Steven Liquorish	GBR	Ferrari 488 Challenge Evo	PROAM	250.0	Free Practice - 1
69	Kessel Racing	CHE	Alexandre Bochez	CHE	Mikaël Bochez	CHE	Ferrari 488 Challenge Evo	AM	250.0	Free Practice - 1
17	Rosscorsa Racing	ITA	Lorenzo Ferdinando Innocenti	ITA	Andrea Belicchi	ITA	Ferrari 488 Challenge Evo	PROAM	246.0	Free Practice - 1
44	Eugenio Pisani / SP Racing	ITA	Eugenio Pisani	ITA	Stefano Zanini	MCO	Porsche 911 GT3 Cup gen 2	PROAM	246.0	Free Practice - 1
70	GDL Racing	SMR	Roberto Bosio	ITA			Porsche 911 GT3 Cup gen 2	AM	246.0	Free Practice - 1
16	Volcano Motorsport	ESP	Evgenii Leonov	ITA			Porsche 992 GT3 Cup	PROAM*	245.4	Free Practice - 1
67	GDL Racing	SMR	Gianluca De Lorenzi	ITA	Stefano Borghi	ITA	Porsche 992 GT3 Cup	AM	244.3	Free Practice - 1
21	Camil Perian / R01 Racing by Varu Nicu	ROU	Camil Perian	ROU	Florin Tincescu	ROU	Porsche 911 GT3 Cup gen 2	AM	244.3	Free Practice - 1
11	Eugenio Pisani / SP Racing	ITA	Fabio Fabiani	ITA	Stefano Zerbi	ITA	Porsche 911 GT3 Cup gen 2	AM	243.2	Free Practice - 1
55	Q1-trackracing	BEL	Gustavo Condé	BRA	H. Mello	BRA	Porsche 992 GT3 Cup	AM	242.6	Free Practice - 1
57	Q1-trackracing	BEL	Quentin Antonel	FRA	Nicolas Vandierendonck	BEL	Porsche 992 GT3 Cup	AM*	242.6	Free Practice - 1
77	EST1 Racing	EST	Jori Ala-Jyrä	FIN	Indrek Jaaska	EST	Porsche 992 GT3 Cup	AM	242.6	Free Practice - 1
78	ZRS Motorsport	ITA	Davide Scannicchio	ITA	Fabio Babini	ITA	Porsche 992 GT3 Cup	PROAM	242.1	Free Practice - 1
52	Q1-trackracing	BEL	Xander Przybylak	BEL	Laurent Vandervelde	BEL	Porsche 992 GT3 Cup	AM	242.1	Free Practice - 1
65	GDL Racing	SMR	Mario Cordoni	ITA			Porsche 992 GT3 Cup	AM	241.6	Free Practice - 1
68	GDL Racing	SMR	Samuele Bosio	ITA			Porsche 992 GT3 Cup	AM	241.0	Free Practice - 1
47	EST1 Racing	EST	Alex Reimann	EST			Porsche 992 GT3 Cup	AM	237.8	Free Practice - 1
14	Ghinzani Arco Motorsport	ITA	Maurizio Fondi	ITA	Laura Van den Hengel	NLD	Porsche 992 GT3 Cup	AM	237.3	Free Practice - 1
007	Street-Art Racing	BEL	Jayan Fazal-Karim	FRA	Julien Darras	FRA	Aston Martin Vantage AMR	TPH	230.7	Free Practice - 1
99	Lionspeed GP	DEU	José García	ESP	Carlo Scholl	DEU	Porsche Cayman GT4 RS	TPH	224.5	Free Practice - 1





Paul Ricard
GT Cup Europe
Free Practice - 1
Pit Stop Analysis



GT Cup
Europe

11 Fabio Fabiani Porsche 911 GT3 Cup gen 2

AM Stefano Zerbi Eugenio Pisani / SP Racing

N°	In Day Time	In Time	Out Time	Pit Time	T. Pit Time	Handicap	Diff.
1	9:46:24.616	9:46:24.616	9:48:51.063	2:26.447	2:26.447		
2	10:00:47.721	10:00:47.721	10:04:30.958	3:43.237	6:09.684		

14 Maurizio Fondi Porsche 992 GT3 Cup

AM Laura Van den Hengel Ghinzani Arco Motorsport

N°	In Day Time	In Time	Out Time	Pit Time	T. Pit Time	Handicap	Diff.
1	9:46:31.185	9:46:31.185	9:49:49.165	3:17.980	3:17.980		
2	9:56:57.623	9:56:57.623	10:00:28.337	3:30.714	6:48.694		
3	10:16:33.329	10:16:33.329	10:18:20.395	1:47.066	8:35.760		

16 Evgenii Leonov Porsche 992 GT3 Cup

PROAM* Volcano Motorsport

N°	In Day Time	In Time	Out Time	Pit Time	T. Pit Time	Handicap	Diff.
1	9:43:21.699	9:43:21.699	9:43:58.082	36.383	36.383		
2	10:06:51.615	10:06:51.615	10:08:48.665	1:57.050	2:33.433		

17 Lorenzo Ferdinando Innocenti Ferrari 488 Challenge Evo

PROAM Andrea Belicchi Rossocorsa Racing

N°	In Day Time	In Time	Out Time	Pit Time	T. Pit Time	Handicap	Diff.
1	9:52:51.749	9:52:51.749	9:55:05.648	2:13.899	2:13.899		
2	10:08:27.677	10:08:27.677	10:11:19.347	2:51.670	5:05.569		

19 Stefano Bozzoni Ferrari 488 Challenge Evo

AM Fernando Navarrete Mertel Motorsport

N°	In Day Time	In Time	Out Time	Pit Time	T. Pit Time	Handicap	Diff.
1	9:45:16.617	9:45:16.617	9:53:00.215	7:43.598	7:43.598		
2	9:55:52.525	9:55:52.525	9:56:48.749	56.224	8:39.822		

21 Camil Perian Porsche 911 GT3 Cup gen 2

AM Florin Tincescu Camil Perian / R01 Racing by Varu Nicu

N°	In Day Time	In Time	Out Time	Pit Time	T. Pit Time	Handicap	Diff.
1	9:36:10.161	9:36:10.161	9:37:22.067	1:11.906	1:11.906		
2	9:56:04.376	9:56:04.376	9:59:09.933	3:05.557	4:17.463		

44 Eugenio Pisani Porsche 911 GT3 Cup gen 2

PROAM Stefano Zanini Eugenio Pisani / SP Racing

N°	In Day Time	In Time	Out Time	Pit Time	T. Pit Time	Handicap	Diff.
1	9:49:34.145	9:49:34.145	9:52:16.713	2:42.568	2:42.568		
2	9:59:02.666	9:59:02.666	10:01:25.951	2:23.285	5:05.853		
3	10:14:01.376	10:14:01.376	10:19:45.685	5:44.309	10:50.162		

47 Alex Reimann Porsche 992 GT3 Cup

AM EST1 Racing

N°	In Day Time	In Time	Out Time	Pit Time	T. Pit Time	Handicap	Diff.
1	9:48:42.172	9:48:42.172	9:49:42.029	59.857	59.857		
2	9:58:36.147	9:58:36.147	10:00:21.915	1:45.768	2:45.625		

52 Xander Przybylak Porsche 992 GT3 Cup

AM Laurent Vandervelde Q1-trackracing

N°	In Day Time	In Time	Out Time	Pit Time	T. Pit Time	Handicap	Diff.
1	9:55:21.994	9:55:21.994	9:56:57.410	1:35.416	1:35.416		
2	10:11:48.510	10:11:48.510	10:14:12.158	2:23.648	3:59.064		

55 Gustavo Condé Porsche 992 GT3 Cup

AM H. Mello Q1-trackracing

N°	In Day Time	In Time	Out Time	Pit Time	T. Pit Time	Handicap	Diff.
1	10:00:20.070	10:00:20.070	10:04:36.425	4:16.355	4:16.355		

57 Quentin Antonel Porsche 992 GT3 Cup

AM* Nicolas Vandierendonck Q1-trackracing

N°	In Day Time	In Time	Out Time	Pit Time	T. Pit Time	Handicap	Diff.
1	9:48:22.362	9:48:22.362	9:52:12.129	3:49.767	3:49.767		
2	10:03:44.772	10:03:44.772	10:07:57.643	4:12.871	8:02.638		

67 Gianluca De Lorenzi Porsche 992 GT3 Cup

AM Stefano Borghi GDL Racing

N°	In Day Time	In Time	Out Time	Pit Time	T. Pit Time	Handicap	Diff.
1	9:48:43.351	9:48:43.351	9:49:11.449	28.098	28.098		
2	9:51:34.032	9:51:34.032	9:51:59.291	25.259	53.357		
3	10:00:39.560	10:00:39.560	10:01:57.306	1:17.746	2:11.103		
4	10:06:31.595	10:06:31.595	10:12:49.404	6:17.809	8:28.912		

68 Samuele Bosio Porsche 992 GT3 Cup

AM GDL Racing

N°	In Day Time	In Time	Out Time	Pit Time	T. Pit Time	Handicap	Diff.
1	9:39:38.762	9:39:38.762	9:40:56.780	1:18.018	1:18.018		
2	9:47:53.362	9:47:53.362	9:49:26.477	1:33.115	2:51.133		
3	10:10:12.441	10:10:12.441	10:12:18.574	2:06.133	4:57.266		

69 Alexandre Bochez Ferrari 488 Challenge Evo

AM Mikaël Bochez Kessel Racing

N°	In Day Time	In Time	Out Time	Pit Time	T. Pit Time	Handicap	Diff.
1	9:48:19.129	9:48:19.129	9:50:59.816	2:40.687	2:40.687		
2	10:06:37.486	10:06:37.486	10:09:44.150	3:06.664	5:47.351		
3	10:16:52.525	10:16:52.525	10:18:11.712	1:19.187	7:06.538		

70 Roberto Bosio Porsche 911 GT3 Cup gen 2

AM GDL Racing

N°	In Day Time	In Time	Out Time	Pit Time	T. Pit Time	Handicap	Diff.
1	9:58:34.444	9:58:34.444	10:01:07.650	2:33.206	2:33.206		
2	10:16:26.311	10:16:26.311	10:18:42.428	2:16.117	4:49.323		

77 Jori Ala-Jyrä Porsche 992 GT3 Cup

AM Indrek Jaaska EST1 Racing

N°	In Day Time	In Time	Out Time	Pit Time	T. Pit Time	Handicap	Diff.
1	9:49:33.147	9:49:33.147	9:52:25.037	2:51.890	2:51.890		
2	10:10:03.199	10:10:03.199	10:12:06.772	2:03.573	4:55.463		

78 Davide Scannicchio Porsche 992 GT3 Cup

PROAM Fabio Babini ZRS Motorsport

N°	In Day Time	In Time	Out Time	Pit Time	T. Pit Time	Handicap	Diff.
1	9:47:37.986	9:47:37.986	9:55:19.580	7:41.594	7:41.594		
2	10:10:05.093	10:10:05.093	10:13:40.610	3:35.517	11:17.111		

80 Iván Velasco Ferrari 488 Challenge Evo

PROAM Jorge Cabezas Mertel Motorsport

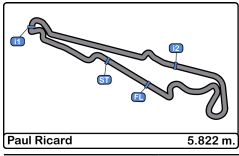
N°	In Day Time	In Time	Out Time	Pit Time	T. Pit Time	Handicap	Diff.
1	9:45:11.595	9:45:11.595	9:49:05.306	3:53.711	3:53.711		
2	9:57:50.672	9:57:50.672	10:01:10.295	3:19.623	7:13.334		
3	10:20:23.238	10:20:23.238	10:22:45.230	2:21.992	9:35.326		

81 Luca Ludwig Ferrari 488 Challenge Evo

PROAM Steven Liquorish Mertel Motorsport

N°	In Day Time	In Time	Out Time	Pit Time	T. Pit Time	Handicap	Diff.
1	9:41:03.748	9:41:03.748	9:50:41.768	9:38.020	9:38.020		
2	9:59:12.971	9:59:12.971	10:03:14.336	4:01.365	13:39.385		





Paul Ricard
GT Cup Europe
Free Practice - 1
Pit Stop Analysis



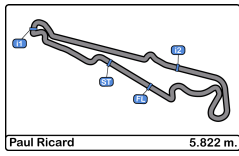
GT Cup
 Europe

007 Jayan Fazal-Karim Aston Martin Vantage AMR

TPH Julien Darras Street-Art Racing

N°	In Day Time	In Time	Out Time	Pit Time	T. Pit Time	Handicap	Diff.
1	9:38:58.061	9:38:58.061	9:41:21.694	2:23.633	2:23.633		
2	9:51:27.599	9:51:27.599	9:53:27.882	2:00.283	4:23.916		



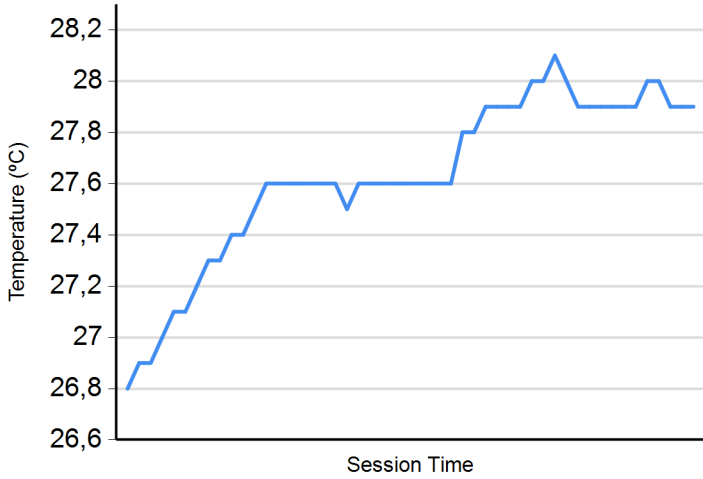


Paul Ricard
GT Cup Europe
Free Practice - 1
Weather Report

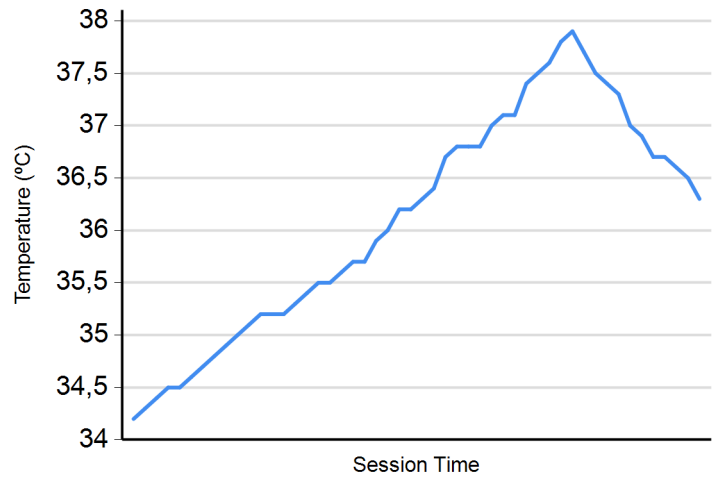


Paul Ricard 5.822 m.

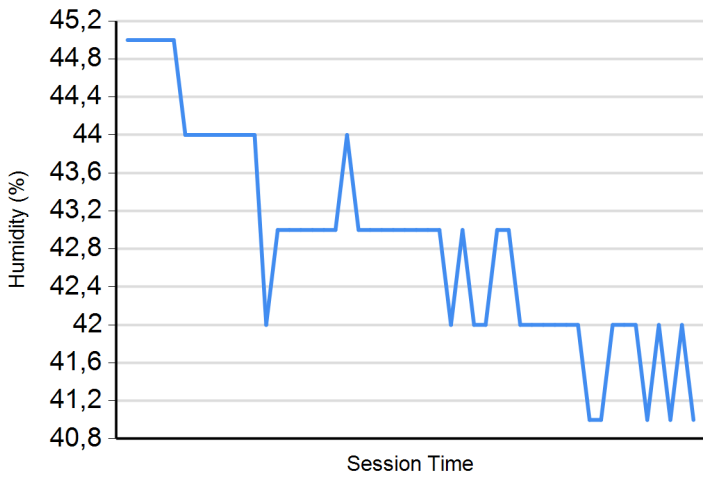
Air Temperature



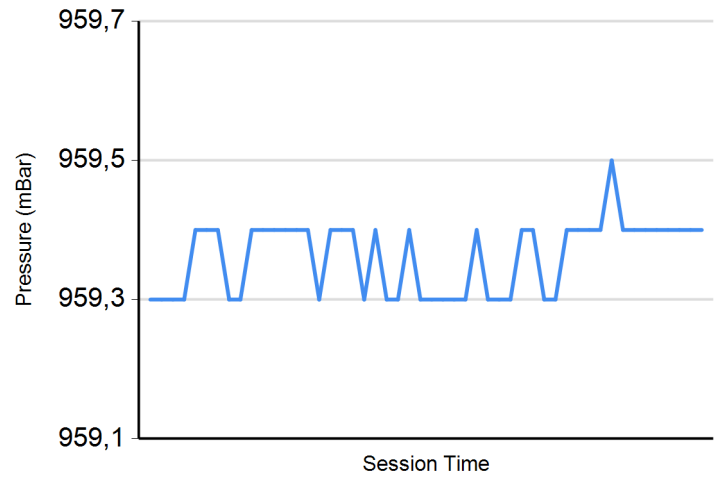
Track Temperature



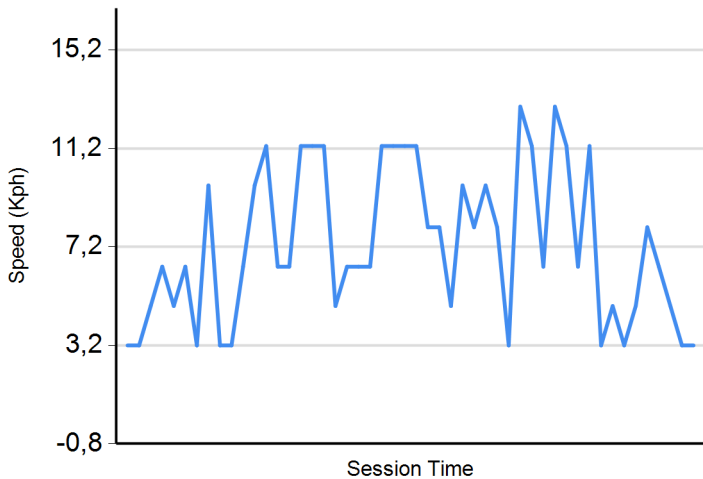
Humidity



Pressure



Wind Speed



Wind direction

North = 0°/360° Est = 90° South = 180° West = 270°

