

Paul Ricard
Euroformula Open
Race - 3
Provisional Results



Clas	Nº	Driver	Nat	Cat	Clas	Team	Nat	Vehicle	Laps	Total Time	Gap	Interval	Km/h	Best	Time	Km/h
1	73	Cian Shields				Team Motopark		Dallara F320 Spiess	15	29:27.109			177.9	12	1:57.087	179.0
2	19	Noel Leon				Team Motopark		Dallara F320 Spiess	15	29:28.473	1.364	1.364	177.7	8	1:57.103	178.9
3	10	Juju Noda		R	1	Noda Racing		Dallara F320 Spiess	15	29:33.759	6.650	5.286	177.2	6	1:57.433	178.4
4	23	Bryce Aron				Team Motopark		Dallara F320 Spiess	15	29:36.521	9.412	2.762	176.9	8	1:57.556	178.2
5	84	Francesco Simonazzi				BVM Racing		Dallara F320 Spiess	15	29:40.629	13.520	4.108	176.5	10	1:57.689	178.0
6	26	Jakob Bergmeister		R	2	Team Motopark		Dallara F320 Spiess	15	29:43.077	15.968	2.448	176.3	10	1:57.898	177.7
7	6	Vladislav Ryabov		R	3	CryptoTower Racing Team		Dallara F320 Spiess	15	29:44.206	17.097	1.129	176.2	13	1:58.110	177.4
8	99	Attila Pénzes				CryptoTower Racing Team		Dallara F320 Spiess	15	30:12.353	45.244	28.147	173.4	11	1:59.334	175.6

Fastest lap Cian Shields in 1:57.087 at 179.0 Km/h in lap 12

Published at:.....

Track Temp: **42.7 °C** Air Temp: **29.2 °C** Humidity: **39 %** Track Status: **DRY**

Race Director:

Neus Santamaría Sanromà

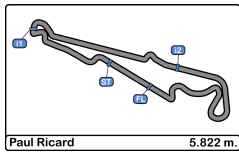
DPB-0819-ESP/CAT

Timekeeper:

Luis Garcia

JOB-1605-ESP/M





Paul Ricard
Euroformula Open
Race - 3
Provisional Results by Category



Rookie																
Clas	Nº	Driver	Nat	Cat	Clas	Team	Nat	Vehicle	Laps	Total Time	Gap	Interval	Km/h	Best	Time	Km/h
1	10	Juju Noda		R	1	Noda Racing		Dallara F320 Spiess	15	29:33.759			177.2	6	1:57.433	178.4
2	26	Jakob Bergmeister		R	2	Team Motopark		Dallara F320 Spiess	15	29:43.077	9.318	9.318	176.3	10	1:57.898	177.7
3	6	Vladislav Ryabov		R	3	CryptoTower Racing Team		Dallara F320 Spiess	15	29:44.206	10.447	1.129	176.2	13	1:58.110	177.4
Clas	Nº	Driver	Nat	Cat	Clas	Team	Nat	Vehicle	Laps	Total Time	Gap	Interval	Km/h	Best	Time	Km/h
1	73	Cian Shields				Team Motopark		Dallara F320 Spiess	15	29:27.109			177.9	12	1:57.087	179.0
2	19	Noel Leon				Team Motopark		Dallara F320 Spiess	15	29:28.473	1.364	1.364	177.7	8	1:57.103	178.9
3	23	Bryce Aron				Team Motopark		Dallara F320 Spiess	15	29:36.521	9.412	8.048	176.9	8	1:57.556	178.2
4	84	Francesco Simonazzi				BVM Racing		Dallara F320 Spiess	15	29:40.629	13.520	4.108	176.5	10	1:57.689	178.0
5	99	Attila Pénzes				CryptoTower Racing Team		Dallara F320 Spiess	15	30:12.353	45.244	31.724	173.4	11	1:59.334	175.6

Fastest lap Cian Shields in 1:57.087 at 179.0 Km/h in lap 12

Published at:.....

Track Temp: 42.7 °C Air Temp: 29.2 °C Humidity: 39 % Track Status: DRY

Race Director:

Neus Santamaría Sanromà

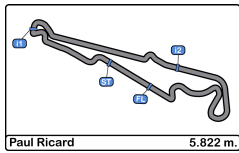
DPB-0819-ESP/CAT

Timekeeper:

Luis Garcia

JOB-1605-ESP/M





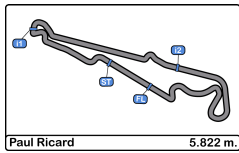
Paul Ricard
Euroformula Open
Race - 3



Provisional Classification by Driver Fastest Lap

Clas	Nº	Driver	Nat	Cat	Clas	Team	Nat	Vehicle	Laps	Best	Time	Gap	Interval	Km/h
1	73	Cian Shields		GBR		Team Motopark		Dallara F320 Spiess	15	12	1:57.087			179.0
2	19	Noel Leon		MEX		Team Motopark		Dallara F320 Spiess	15	8	1:57.103	0.016	0.016	178.9
3	10	Juju Noda		JPN	R 1	Noda Racing		Dallara F320 Spiess	15	6	1:57.433	0.346	0.330	178.4
4	23	Bryce Aron		USA		Team Motopark		Dallara F320 Spiess	15	8	1:57.556	0.469	0.123	178.2
5	84	Francesco Simonazzi		ITA		BVM Racing		Dallara F320 Spiess	15	10	1:57.689	0.602	0.133	178.0
6	26	Jakob Bergmeister		DEU	R 2	Team Motopark		Dallara F320 Spiess	15	10	1:57.898	0.811	0.209	177.7
7	6	Vladislav Ryabov		RUS	R 3	CryptoTower Racing Team		Dallara F320 Spiess	15	13	1:58.110	1.023	0.212	177.4
8	99	Attila Pénzes		HUN		CryptoTower Racing Team		Dallara F320 Spiess	15	11	1:59.334	2.247	1.224	175.6





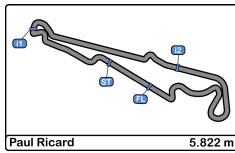
Paul Ricard
Euroformula Open
Race - 3



Distance and Speed Average

Clas	Nº	Driver	Nat	Cat	Clas	Team	Nat	Vehicle	Laps	Distance	Total Time	Km/h
1	73	Cian Shields		GBR		Team Motopark		Dallara F320 Spiess	15	87.33	29:27.109	177.9
2	19	Noel Leon		MEX		Team Motopark		Dallara F320 Spiess	15	87.33	29:28.473	177.7
3	10	Juju Noda		JPN	R 1	Noda Racing		Dallara F320 Spiess	15	87.33	29:33.759	177.2
4	23	Bryce Aron		USA		Team Motopark		Dallara F320 Spiess	15	87.33	29:36.521	176.9
5	84	Francesco Simonazzi		ITA		BVM Racing		Dallara F320 Spiess	15	87.33	29:40.629	176.5
6	26	Jakob Bergmeister		DEU	R 2	Team Motopark		Dallara F320 Spiess	15	87.33	29:43.077	176.3
7	6	Vladislav Ryabov		RUS	R 3	CryptoTower Racing Team		Dallara F320 Spiess	15	87.33	29:44.206	176.2
8	99	Attila Pénzes		HUN		CryptoTower Racing Team		Dallara F320 Spiess	15	87.33	30:12.353	173.4





Paul Ricard
Euroformula Open
Race - 3
Lap Analysis



6 Vladislav Ryabov Dallara F320 Spiess **23** Bryce Aron Dallara F320 Spiess

Rookie

CryptoTower Racing Team

Team Motopark

Lap	D	Time	Sector 1	Sector 2	Sector 3	T. Spd	Elapsed	Lap	D	Time	Sector 1	Sector 2	Sector 3	T. Spd	Elapsed
1		2:06.399	38.187	37.709	50.503	193.2	2:06.399	1		2:05.945	38.641	37.345	49.959	196.7	2:05.945
2		1:59.016	32.515	36.835	49.666	235.8	4:05.415	2		1:58.346	32.283	36.635	49.428	238.9	4:04.291
3		1:58.844	32.454	36.768	49.622	234.7	6:04.259	3		1:58.128	32.436	36.518	49.174	241.0	6:02.419
4		1:58.437	32.171	36.807	49.459	233.2	8:02.696	4		1:57.758	32.024	36.445	49.289	238.4	8:00.177
5		1:58.485	32.504	36.678	49.303	233.7	10:01.181	5		1:58.373	32.312	36.482	49.579	240.0	9:58.550
6		1:58.296	32.340	36.646	49.310	234.7	11:59.477	6		1:58.685	33.026	36.440	49.219	237.3	11:57.235
7		1:58.208	32.321	36.561	49.326	235.2	13:57.685	7		1:57.727	31.962	36.574	49.191	235.8	13:54.962
8		1:58.382	32.362	36.574	49.446	237.3	15:56.067	8		1:57.556	32.032	36.504	49.020	235.2	15:52.518
9		1:58.319	32.250	36.594	49.475	234.2	17:54.386	9		1:57.649	31.853	36.482	49.314	235.2	17:50.167
10		1:58.261	32.322	36.585	49.354	234.2	19:52.647	10		1:57.771	32.017	36.692	49.062	234.7	19:47.938
11		1:58.259	32.185	36.682	49.392	233.7	21:50.906	11		1:57.556	31.979	36.493	49.084	234.2	21:45.494
12		1:58.449	32.476	36.587	49.386	233.2	23:49.355	12		1:57.805	32.068	36.499	49.238	234.7	23:43.299
13		1:58.110	32.248	36.653	49.209	233.7	25:47.465	13		1:57.702	32.113	36.461	49.128	234.7	25:41.001
14		1:58.217	32.112	36.778	49.327	234.2	27:45.682	14		1:57.666	31.997	36.400	49.269	235.8	27:38.667
15		1:58.524	32.190	36.856	49.478	234.2	29:44.206	15		1:57.854	32.059	36.502	49.293	234.7	29:36.521

10 Juju Noda Dallara F320 Spiess **26** Jakob Bergmeister Dallara F320 Spiess

Rookie

Noda Racing

Rookie

Team Motopark

Lap	D	Time	Sector 1	Sector 2	Sector 3	T. Spd	Elapsed	Lap	D	Time	Sector 1	Sector 2	Sector 3	T. Spd	Elapsed
1		2:03.420	37.336	35.903	50.181	190.8	2:03.420	1		2:05.374	38.502	37.218	49.654	202.2	2:05.374
2		1:58.536	32.546	36.611	49.379	236.8	4:01.956	2		1:58.480	32.489	36.624	49.367	239.4	4:03.854
3		1:59.083	33.263	36.588	49.232	234.2	6:01.039	3		1:59.246	33.284	36.579	49.383	238.4	6:03.100
4		1:57.743	32.094	36.444	49.205	238.4	7:58.782	4		1:58.261	32.356	36.505	49.400	236.8	8:01.361
5		1:57.572	32.136	36.339	49.097	236.3	9:56.354	5		1:58.415	32.434	36.554	49.427	236.3	9:59.776
6		1:57.433	32.002	36.305	49.126	237.8	11:53.787	6		1:58.692	32.612	36.569	49.511	236.3	11:58.468
7		1:57.554	32.035	36.258	49.261	237.8	13:51.341	7		1:58.564	32.602	36.524	49.438	239.4	13:57.032
8		1:57.663	32.130	36.498	49.035	236.8	15:49.004	8		1:58.032	32.162	36.482	49.388	237.8	15:55.064
9		1:57.901	32.358	36.376	49.167	237.3	17:46.905	9		1:58.263	32.317	36.521	49.425	235.8	17:53.327
10		1:57.713	32.086	36.510	49.117	236.3	19:44.618	10		1:57.898	32.217	36.482	49.199	236.3	19:51.225
11		1:57.973	32.231	36.461	49.281	235.8	21:42.591	11		1:58.026	32.188	36.548	49.290	235.2	21:49.251
12		1:58.099	32.415	36.488	49.196	236.3	23:40.690	12		1:57.965	32.167	36.372	49.426	235.8	23:47.216
13		1:57.706	32.134	36.266	49.306	235.8	25:38.396	13		1:58.278	32.313	36.524	49.441	235.8	25:45.494
14		1:57.477	32.026	36.450	49.001	235.2	27:35.873	14		1:58.207	32.149	36.606	49.452	235.8	27:43.701
15		1:57.886	32.202	36.546	49.138	235.8	29:33.759	15		1:59.376	32.477	36.791	50.108	237.3	29:43.077

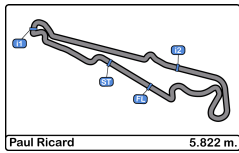
19 Noel Leon Dallara F320 Spiess **73** Cian Shields Dallara F320 Spiess

Team Motopark

Team Motopark

Lap	D	Time	Sector 1	Sector 2	Sector 3	T. Spd	Elapsed	Lap	D	Time	Sector 1	Sector 2	Sector 3	T. Spd	Elapsed
1		2:03.908	37.903	36.784	49.221	197.4	2:03.908	1		2:02.631	36.321	36.700	49.610	191.1	2:02.631
2		1:58.156	32.389	36.590	49.177	236.3	4:02.064	2		1:57.640	32.108	36.428	49.104	233.2	4:00.271
3		1:58.031	32.493	36.430	49.108	236.8	6:00.095	3		1:57.499	31.989	36.514	48.996	233.2	5:57.770
4		1:57.436	31.920	36.390	49.126	233.2	7:57.531	4		1:57.253	31.999	36.341	48.913	233.7	7:55.023
5		1:57.652	32.079	36.537	49.036	233.2	9:55.183	5		1:57.543	32.064	36.467	49.012	232.7	9:52.566
6		1:57.461	32.008	36.465	48.988	234.7	11:52.644	6		1:57.911	31.971	36.487	49.453	233.7	11:50.477
7		1:57.325	31.967	36.402	48.956	235.8	13:49.969	7		1:57.585	32.188	36.416	48.981	234.2	13:48.062
8		1:57.103	31.909	36.266	48.928	235.2	15:47.072	8		1:57.298	31.977	36.434	48.887	233.7	15:45.360
9		1:57.154	31.895	36.254	49.005	234.2	17:44.226	9		1:57.289	31.970	36.397	48.922	233.7	17:42.649
10		1:57.370	31.924	36.441	49.005	235.2	19:41.596	10		1:57.163	31.910	36.497	48.756	233.7	19:39.812
11		1:57.362	31.915	36.459	48.988	234.7	21:38.958	11		1:57.252	31.988	36.340	48.924	234.2	21:37.064
12		1:57.162	31.856	36.346	48.960	234.2	23:36.120	12		1:57.087	31.940	36.356	48.791	234.2	23:34.151
13		1:57.335	31.969	36.329	49.037	234.2	25:33.455	13		1:57.829	32.074	36.298	49.457	233.2	25:31.980
14		1:57.202	31.883	36.332	48.987	235.2	27:30.657	14		1:57.244	32.013	36.321	48.910	232.7	27:29.224
15		1:57.816	32.032	36.483	49.301	235.8	29:28.473	15		1:57.885	31.975	36.503	49.407	233.7	29:27.109





Paul Ricard
Euroformula Open
Race - 3
Lap Analysis



84

Francesco Simonazzi

Dallara F320 Spiess

BVM Racing

Lap	D	Time	Sector 1	Sector 2	Sector 3	T. Spd	Elapsed
1		2:04.910	37.626	37.160	50.124	197.4	2:04.910
2		1:58.180	32.193	36.387	49.600	235.8	4:03.090
3		1:58.588	32.515	36.502	49.571	236.8	6:01.678
4		1:58.068	32.175	36.466	49.427	237.8	7:59.746
5		1:58.659	32.424	36.536	49.699	237.3	9:58.405
6		1:59.413	32.671	36.658	50.084	233.2	11:57.818
7		1:58.109	32.166	36.508	49.435	238.9	13:55.927
8		1:57.727	31.923	36.419	49.385	237.8	15:53.654
9		1:57.732	32.070	36.419	49.243	236.3	17:51.386
10		1:57.689	31.905	36.412	49.372	236.8	19:49.075
11		1:58.387	32.219	36.442	49.726	236.3	21:47.462
12		1:58.022	32.164	36.414	49.444	235.2	23:45.484
13		1:58.286	32.355	36.484	49.447	235.2	25:43.770
14		1:58.441	32.135	36.684	49.622	236.8	27:42.211
15		1:58.418	32.216	36.747	49.455	235.8	29:40.629

99

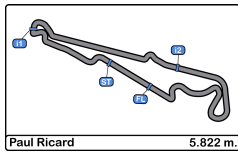
Attila Pénzes

Dallara F320 Spiess

CryptoTower Racing Team

Lap	D	Time	Sector 1	Sector 2	Sector 3	T. Spd	Elapsed
1		2:08.024	39.259	38.171	50.594	201.4	2:08.024
2		2:00.642	32.975	37.241	50.426	232.2	4:08.666
3		2:00.562	33.010	37.349	50.203	233.2	6:09.228
4		2:00.533	32.672	37.139	50.722	232.2	8:09.761
5		2:00.039	32.639	37.257	50.143	232.7	10:09.800
6		2:00.499	32.934	37.430	50.135	233.7	12:10.299
7		1:59.974	32.795	37.132	50.047	233.7	14:10.273
8		1:59.784	32.641	36.948	50.195	232.7	16:10.057
9		2:02.189	32.626	38.820	50.743	232.7	18:12.246
10		2:00.284	32.743	37.304	50.237	232.7	20:12.530
11		1:59.334	32.695	36.839	49.800	232.2	22:11.864
12		1:59.644	32.594	36.856	50.194	232.2	24:11.508
13		1:59.905	32.645	37.244	50.016	231.7	26:11.413
14		2:01.212	33.728	37.273	50.211	232.2	28:12.625
15		1:59.728	32.405	37.173	50.150	232.2	30:12.353





Paul Ricard
Euroformula Open
Race - 3



Analysis by Lap

Num	Lap Time	Gap
-----	----------	-----

Lap 1

73	2:02.631	
10	2:03.420	00.789
19	2:03.908	01.277
84	2:04.910	02.279
26	2:05.374	02.743
23	2:05.945	03.314
6	2:06.399	03.768
99	2:08.024	05.393

Num	Lap Time	Gap
-----	----------	-----

Lap 2

73	1:57.640	
10	1:58.536	01.685
19	1:58.156	01.793
84	1:58.180	02.819
26	1:58.480	03.583
23	1:58.346	04.020
6	1:59.016	05.144
99	2:00.642	08.395

Num	Lap Time	Gap
-----	----------	-----

Lap 3

73	1:57.499	
19	1:58.031	02.325
10	1:59.083	03.269
84	1:58.588	03.908
23	1:58.128	04.649
26	1:59.246	05.330
6	1:58.844	06.489
99	2:00.562	11.458

Num	Lap Time	Gap
-----	----------	-----

Lap 4

73	1:57.253	
19	1:57.436	02.508
10	1:57.743	03.759
84	1:58.068	04.723
23	1:57.758	05.154
26	1:58.261	06.338
6	1:58.437	07.673
99	2:00.533	14.738

Num	Lap Time	Gap
-----	----------	-----

Lap 5

73	1:57.543	
19	1:57.652	02.617
10	1:57.572	03.788
84	1:58.659	05.839
23	1:58.373	05.984
26	1:58.415	07.210
6	1:58.485	08.615
99	2:00.039	17.234

Num	Lap Time	Gap
-----	----------	-----

Lap 6

73	1:57.911	
19	1:57.461	02.167
10	1:57.433	03.310
23	1:58.685	06.758

Num	Lap Time	Gap
-----	----------	-----

Lap 7

84	1:59.413	07.341
26	1:58.692	07.991
6	1:58.296	09.000
99	2:00.499	19.822

Num	Lap Time	Gap
-----	----------	-----

Lap 8

73	1:57.585	
19	1:57.325	01.907
10	1:57.554	03.279
23	1:57.727	06.900
84	1:58.109	07.865
26	1:58.564	08.970
6	1:58.208	09.623
99	1:59.974	22.211

Num	Lap Time	Gap
-----	----------	-----

Lap 9

73	1:57.298	
19	1:57.103	01.712
10	1:57.663	03.644
23	1:57.556	07.158
84	1:57.727	08.294
26	1:58.032	09.704
6	1:58.382	10.707
99	1:59.784	24.697

Num	Lap Time	Gap
-----	----------	-----

Lap 10

73	1:57.289	
19	1:57.154	01.577
10	1:57.901	04.256
23	1:57.649	07.518
84	1:57.732	08.737
26	1:58.263	10.678
6	1:58.319	11.737
99	2:02.189	29.597

Num	Lap Time	Gap
-----	----------	-----

Lap 11

73	1:57.163	
19	1:57.370	01.784
10	1:57.713	04.806
23	1:57.771	08.126
84	1:57.689	09.263
26	1:57.898	11.413
6	1:58.261	12.835
99	2:00.284	32.718

Num	Lap Time	Gap
-----	----------	-----

Lap 12

73	1:57.252	
19	1:57.362	01.894
10	1:57.973	05.527
23	1:57.556	08.430
84	1:58.387	10.398
26	1:58.026	12.187
6	1:58.259	13.842
99	1:59.334	34.800

Num	Lap Time	Gap
-----	----------	-----

Lap 13

73	1:57.087	
19	1:57.162	01.969
10	1:58.099	06.539
23	1:57.805	09.148
84	1:58.022	11.333
26	1:57.965	13.065
6	1:58.449	15.204
99	1:59.644	37.357

Num	Lap Time	Gap
-----	----------	-----

Lap 14

73	1:57.829	
19	1:57.335	01.475
10	1:57.706	06.416
23	1:57.702	09.021
84	1:58.286	11.790
26	1:58.278	13.514
6	1:58.110	15.485
99	1:59.905	39.433

Num	Lap Time	Gap
-----	----------	-----

Lap 15

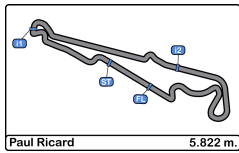
73	1:57.244	
19	1:57.202	01.433
10	1:57.477	06.649
23	1:57.666	09.443
84	1:58.441	12.987
26	1:58.207	14.477
6	1:58.217	16.458
99	2:01.212	43.401

Num	Lap Time	Gap
-----	----------	-----

Lap 15

73	1:57.885	
19	1:57.816	01.364
10	1:57.886	06.650
23	1:57.854	09.412
84	1:58.418	13.520
26	1:59.376	15.968
6	1:58.524	17.097
99	1:59.728	45.244



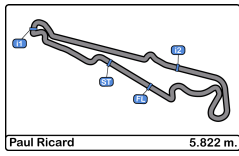


Paul Ricard
Euroformula Open
Race - 3
Best Sectors Results





Sector - 1			Sector - 2			Sector - 3			Ideal Lap vs Best Lap						
Clas	Nº	Driver	Time	Nº	Driver	Time	Nº	Driver	Time	Clas	Nº	Driver	Ideal Lap	Best Lap	Clas
1	23	Bryce Aron	31.853	10	Juju Noda	35.903	73	Cian Shields	48.756	1	10	Juju Noda	1:56.906	1:57.433	3
2	19	Noel Leon	31.856	19	Noel Leon	36.254	19	Noel Leon	48.928	2	73	Cian Shields	1:56.964	1:57.087	1
3	84	Francesco Simonazzi	31.905	73	Cian Shields	36.298	10	Juju Noda	49.001	3	19	Noel Leon	1:57.038	1:57.103	2
4	73	Cian Shields	31.910	26	Jakob Bergmeister	36.372	23	Bryce Aron	49.020	4	23	Bryce Aron	1:57.273	1:57.556	4
5	10	Juju Noda	32.002	84	Francesco Simonazzi	36.387	26	Jakob Bergmeister	49.199	5	84	Francesco Simonazzi	1:57.535	1:57.689	5
6	6	Vladislav Ryabov	32.112	23	Bryce Aron	36.400	6	Vladislav Ryabov	49.209	6	26	Jakob Bergmeister	1:57.720	1:57.898	6
7	26	Jakob Bergmeister	32.149	6	Vladislav Ryabov	36.561	84	Francesco Simonazzi	49.243	7	6	Vladislav Ryabov	1:57.882	1:58.110	7
8	99	Attila Pénzes	32.405	99	Attila Pénzes	36.839	99	Attila Pénzes	49.800	8	99	Attila Pénzes	1:59.044	1:59.334	8



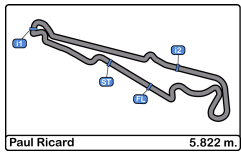


Paul Ricard
Euroformula Open
Race - 3
Leader Sequence



N°	Driver	Nat	Cat	Clas	Team	Nat	Vehicle	Start Lap	End Lap	Laps	Total Laps
73	Cian Shields	 <small>GBR</small>			Team Motopark	 <small>GER</small>	Dallara F320 Spiess	1	15	15	15



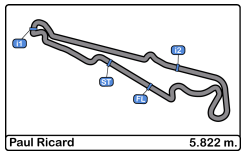


Paul Ricard
Euroformula Open
Race - 3
Best 5 Lap Times



Cls	N°	Driver	Nat	Cat	Cls	Team	Nat	Vehicle	Best 1		Best 2		Best 3		Best 4		Best 5	
									Time	Lap	Time	Lap	Time	Lap	Time	Lap	Time	Lap
1	73	Cian Shields				Team Motopark		Dallara F320 Spiess	1:57.087	12	1:57.163	10	1:57.244	14	1:57.252	11	1:57.253	4
2	19	Noel Leon				Team Motopark		Dallara F320 Spiess	1:57.103	8	1:57.154	9	1:57.162	12	1:57.202	14	1:57.325	7
3	10	Juju Noda		R	1	Noda Racing		Dallara F320 Spiess	1:57.433	6	1:57.477	14	1:57.554	7	1:57.572	5	1:57.663	8
4	23	Bryce Aron				Team Motopark		Dallara F320 Spiess	1:57.556	8	1:57.556	11	1:57.649	9	1:57.666	14	1:57.702	13
5	84	Francesco				BVM Racing		Dallara F320 Spiess	1:57.689	10	1:57.727	8	1:57.732	9	1:58.022	12	1:58.068	4
6	26	Jakob Bergmeister			R 2	Team Motopark		Dallara F320 Spiess	1:57.898	10	1:57.965	12	1:58.026	11	1:58.032	8	1:58.207	14
7	6	Vladislav Ryabov			R 3	CryptoTower Racing		Dallara F320 Spiess	1:58.110	13	1:58.208	7	1:58.217	14	1:58.259	11	1:58.261	10
8	99	Attila Pénzes				CryptoTower Racing		Dallara F320 Spiess	1:59.334	11	1:59.644	12	1:59.728	15	1:59.784	8	1:59.905	13



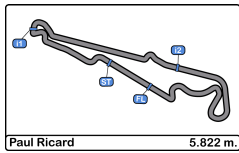


Paul Ricard
Euroformula Open
Race - 3
Best 5 Top Speeds



Clas	Nº	Driver	Nat	Cat	Cls	Team	Nat	Vehicle	Top 1		Top 2		Top 3		Top 4		Top 5		Avg		
									Km/h	Lap	Km/h	Lap	Km/h	Lap	Km/h	Lap	Km/h	Lap			
1	23	Bryce Aron		USA		Team Motopark		DEU	Dallara F320 Spiess	241.0	3	240.0	5	238.9	2	238.4	4	237.3	6	239.1	
2	26	Jakob Bergmeister		DEU	R	1	Team Motopark		DEU	Dallara F320 Spiess	239.4	2	239.4	7	238.4	3	237.8	8	237.3	15	238.5
3	84	Francesco Simonazzi		ITA		BVM Racing		ITA	Dallara F320 Spiess	238.9	7	237.8	4	237.8	8	237.3	5	236.8	3	237.7	
4	10	Juju Noda		JPN	R	2	Noda Racing		JPN	Dallara F320 Spiess	238.4	4	237.8	6	237.8	7	237.3	9	236.8	2	237.6
5	6	Vladislav Ryabov		RUS	R	3	CryptoTower Racing Team		RUS	Dallara F320 Spiess	237.3	8	235.8	2	235.2	7	234.7	3	234.7	6	235.6
6	19	Noel Leon		MEX		Team Motopark		DEU	Dallara F320 Spiess	236.8	3	236.3	2	235.8	7	235.8	15	235.2	8	236.0	
7	73	Cian Shields		GBR		Team Motopark		DEU	Dallara F320 Spiess	234.2	7	234.2	11	234.2	12	233.7	4	233.7	6	234.0	
8	99	Attila Péntzes		HUN		CryptoTower Racing Team		JPN	Dallara F320 Spiess	233.7	6	233.7	7	233.2	3	232.7	5	232.7	8	233.2	





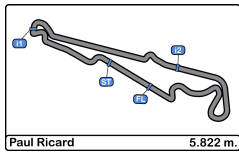
Paul Ricard
Euroformula Open
Race - 3
Fastest Laps Sequence



Paul Ricard 5.822 m.

Lap	Time of Day	Session Time	N° Driver	Nat	Cat	Team	Nat	Vehicle	Time	Km/h
2	18:38:13.501	4:00.501	73 Cian Shields		GBR	Team Motopark		DEU Dallara F320 Spiess	1:57.640	178.1
3	18:40:11.000	5:58.000	73 Cian Shields		GBR	Team Motopark		DEU Dallara F320 Spiess	1:57.499	178.3
4	18:42:08.252	7:55.252	73 Cian Shields		GBR	Team Motopark		DEU Dallara F320 Spiess	1:57.253	178.7
8	18:50:00.302	15:47.302	19 Noel Leon		MEX	Team Motopark		DEU Dallara F320 Spiess	1:57.103	178.9
12	18:57:47.380	23:34.380	73 Cian Shields		GBR	Team Motopark		DEU Dallara F320 Spiess	1:57.087	179.0



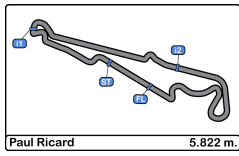


Paul Ricard
Euroformula Open
Race - 3
Event Best Maximum Speed



N°	Driver	Nat	Cat	Clas	Team	Nat	Vehicle	Km/h	Session
26	Jakob Bergmeister		DEU	R 1	Team Motopark		DEU Dallara F320 Spiess	245.4	Race - 2
19	Noel Leon		MEX		Team Motopark		DEU Dallara F320 Spiess	243.2	Race - 2
73	Cian Shields		GBR		Team Motopark		DEU Dallara F320 Spiess	241.6	Race - 2
23	Bryce Aron		USA		Team Motopark		DEU Dallara F320 Spiess	241.0	Race - 3
6	Vladislav Ryabov		RUS	R 2	CryptoTower Racing Team		JPN Dallara F320 Spiess	240.5	Race - 2
10	Juju Noda		JPN	R 3	Noda Racing		JPN Dallara F320 Spiess	240.5	Race - 2
84	Francesco Simonazzi		ITA		BVM Racing		ITA Dallara F320 Spiess	239.4	Race - 2
99	Attila Pénzes		HUN		CryptoTower Racing Team		JPN Dallara F320 Spiess	235.8	Race - 2





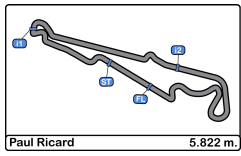
Paul Ricard
Euroformula Open
Race - 3
Lap Chart



LAP

Nr	Pos	Grid	1	2	3	4	5	6	7	8	9	10	11	12	13	14	15
73	1	73	73	73	73	73	73	73	73	73	73	73	73	73	73	73	73
10	2	10	10	10	19	19	19	19	19	19	19	19	19	19	19	19	19
6	3	6	19	19	10	10	10	10	10	10	10	10	10	10	10	10	10
23	4	23	84	84	84	84	84	23	23	23	23	23	23	23	23	23	23
84	5	84	26	26	23	23	23	84	84	84	84	84	84	84	84	84	84
19	6	19	23	23	26	26	26	26	26	26	26	26	26	26	26	26	26
26	7	26	6	6	6	6	6	6	6	6	6	6	6	6	6	6	6
99	8	99	99	99	99	99	99	99	99	99	99	99	99	99	99	99	99

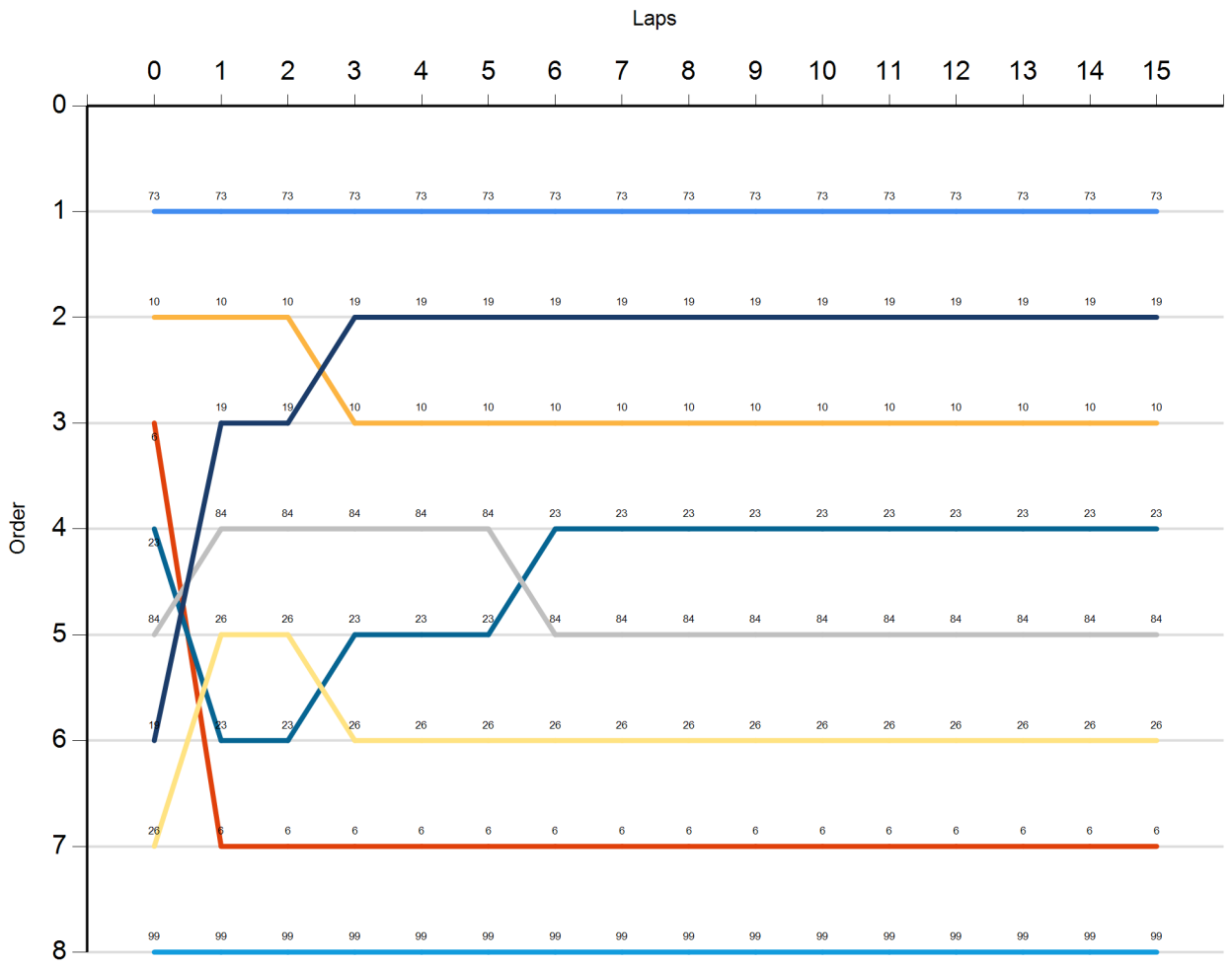


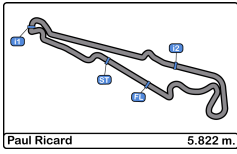


Paul Ricard
Euroformula Open
Race - 3
Graphic Lap Chart



- 73
- 10
- 6
- 23
- 84
- 19
- 26
- 99



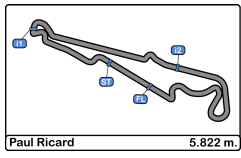


Paul Ricard
Euroformula Open
Race - 3
Pit Stop Analysis



Or d.	Nr.	In Day	Time	Driver	Nat	Cat	Team	Nat	Vehicle	In Time	Stop N°	Pit Time	Handicap	Dif.
----------	-----	--------	------	--------	-----	-----	------	-----	---------	---------	---------	----------	----------	------

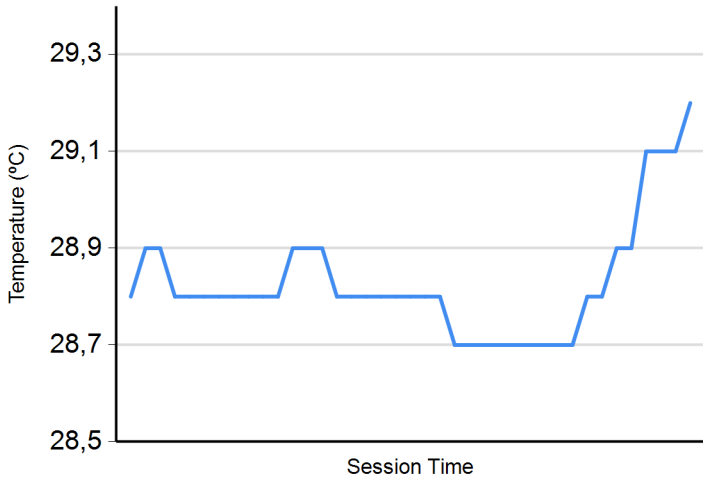




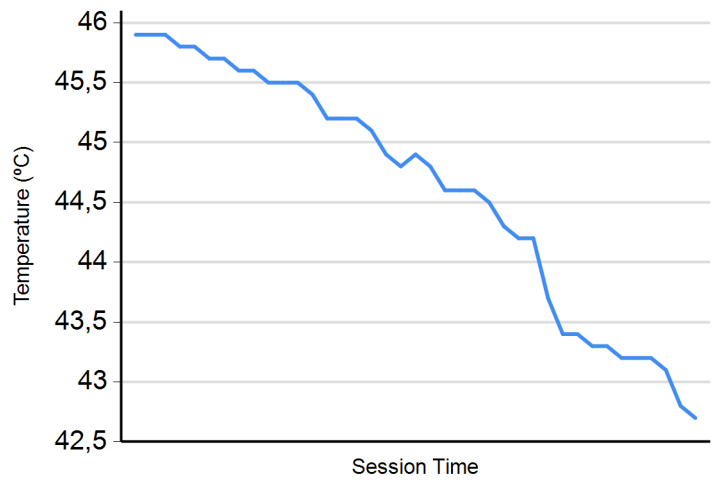
Paul Ricard
Euroformula Open
Race - 3
Weather Report



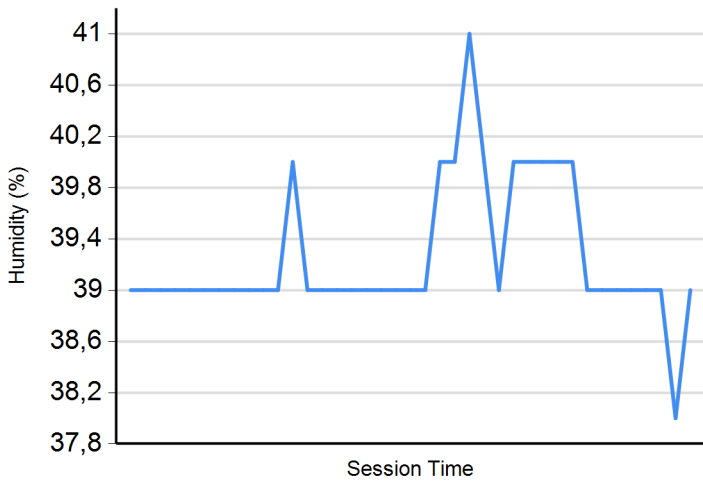
Air Temperature



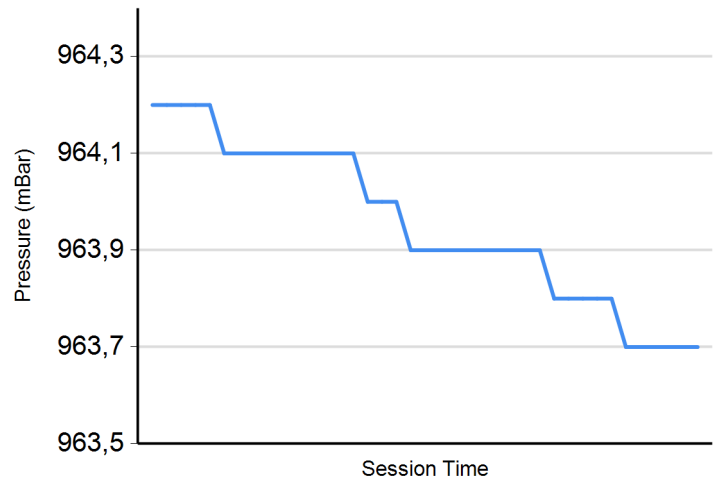
Track Temperature



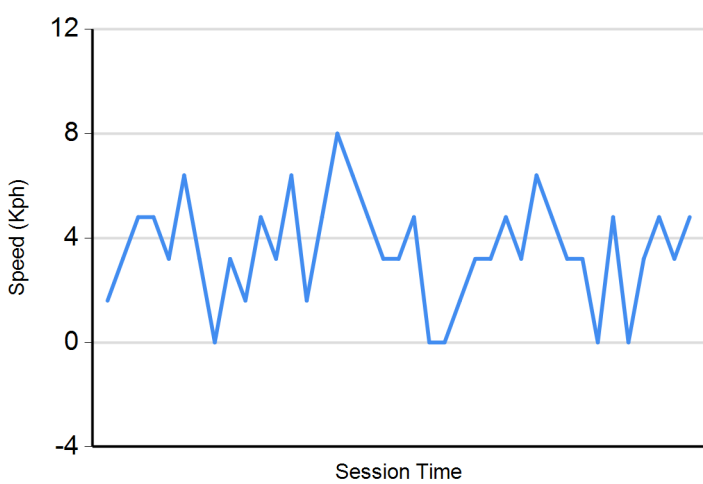
Humidity



Pressure



Wind Speed



Wind direction

North = 0°/360° Est = 90° South = 180° West = 270°

