

**Paul Ricard**  
**Euroformula Open**  
**Race - 1**  
**Provisional Results**



Paul Ricard 5.822 m.

Clas	Nº	Driver	Nat	Cat	Clas	Team	Nat	Vehicle	Laps	Total Time	Gap	Interval	Km/h	Best	Time	Km/h
1	10	Juju Noda		R	1	Noda Racing		Dallara F320 Spiess	13	<b>30:12.519</b>			150.3	11	1:57.001	179.1
2	26	Jakob Bergmeister		R	2	Team Motopark		Dallara F320 Spiess	13	<b>30:14.779</b>	2.260	2.260	150.1	11	1:57.414	178.5
3	23	Bryce Aron				Team Motopark		Dallara F320 Spiess	13	<b>30:16.407</b>	3.888	1.628	150.0	11	1:57.272	178.7
4	73	Cian Shields				Team Motopark		Dallara F320 Spiess	13	<b>30:17.232</b>	4.713	0.825	149.9	11	1:57.586	178.2
5	6	Vladislav Ryabov		R	3	CryptoTower Racing Team		Dallara F320 Spiess	13	<b>30:18.822</b>	6.303	1.590	149.8	11	1:57.694	178.0
6	99	Attila Pénzes				CryptoTower Racing Team		Dallara F320 Spiess	13	<b>30:35.919</b>	23.400	17.097	148.4	11	1:59.931	174.7
<b>Not classified: (Requirements: 75% of number laps of leader = 10 Laps)</b>																
	84	Francesco Simonazzi				BVM Racing		Dallara F320 Spiess	3	<b>5:58.271</b>	10 Laps	10 Laps	175.5	3	1:57.879	177.8
	19	Noel Leon				Team Motopark		Dallara F320 Spiess	3	<b>5:58.561</b>	10 Laps	0.290	175.3	3	1:57.652	178.1

Fastest lap Juju Noda in 1:57.001 at 179.1 Km/h in lap 11

Published at:.....

Track Temp: **50.9 °C** Air Temp: **31.1 °C** Humidity: **29 %** Track Status: **DRY**

**Race Director:**

Neus Santamaría Sanromà

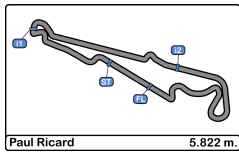
DPB-0819-ESP/CAT

**Timekeeper:**

Luis Garcia

JOB-1605-ESP/M





**Paul Ricard**  
**Euroformula Open**  
**Race - 1**  
**Provisional Results by Category**



Rookie																
Clas	Nº	Driver	Nat	Cat	Clas	Team	Nat	Vehicle	Laps	Total Time	Gap	Interval	Km/h	Best	Time	Km/h
1	10	Juju Noda		R	1	Noda Racing		Dallara F320 Spiess	13	30:12.519			150.3	11	1:57.001	179.1
2	26	Jakob Bergmeister		R	2	Team Motopark		Dallara F320 Spiess	13	30:14.779	2.260	2.260	150.1	11	1:57.414	178.5
3	6	Vladislav Ryabov		R	3	CryptoTower Racing Team		Dallara F320 Spiess	13	30:18.822	6.303	4.043	149.8	11	1:57.694	178.0
Clas	Nº	Driver	Nat	Cat	Clas	Team	Nat	Vehicle	Laps	Total Time	Gap	Interval	Km/h	Best	Time	Km/h
1	23	Bryce Aron				Team Motopark		Dallara F320 Spiess	13	30:16.407			150.0	11	1:57.272	178.7
2	73	Cian Shields				Team Motopark		Dallara F320 Spiess	13	30:17.232	0.825	0.825	149.9	11	1:57.586	178.2
3	99	Attila Péntzes				CryptoTower Racing Team		Dallara F320 Spiess	13	30:35.919	19.512	18.687	148.4	11	1:59.931	174.7
<b>Not classified: (Requirements: 75% of number laps of leader = 10 Laps)</b>																
	84	Francesco Simonazzi				BVM Racing		Dallara F320 Spiess	3	5:58.271	10 Laps	10 Laps	175.5	3	1:57.879	177.8
	19	Noel Leon				Team Motopark		Dallara F320 Spiess	3	5:58.561	10 Laps	0.290	175.3	3	1:57.652	178.1

Fastest lap Juju Noda in 1:57.001 at 179.1 Km/h in lap 11

Published at:.....

Track Temp: 50.9 °C Air Temp: 31.1 °C Humidity: 29 % Track Status: DRY

**Race Director:**

Neus Santamaría Sanromà

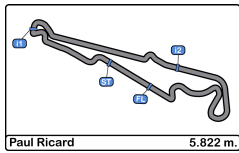
DPB-0819-ESP/CAT

**Timekeeper:**

Luis Garcia

JOB-1605-ESP/M





**Paul Ricard**  
Euroformula Open  
Race - 1

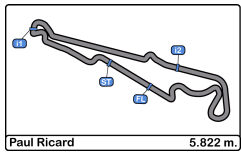


Paul Ricard 5.822 m.

**Provisional Classification by Driver Fastest Lap**

Clas	Nº	Driver	Nat	Cat	Clas	Team	Nat	Vehicle	Laps	Best	Time	Gap	Interval	Km/h
1	10	Juju Noda		R	1	Noda Racing		Dallara F320 Spiess	13	11	1:57.001			179.1
2	23	Bryce Aron				Team Motopark		Dallara F320 Spiess	13	11	1:57.272	0.271	0.271	178.7
3	26	Jakob Bergmeister		R	2	Team Motopark		Dallara F320 Spiess	13	11	1:57.414	0.413	0.142	178.5
4	73	Cian Shields				Team Motopark		Dallara F320 Spiess	13	11	1:57.586	0.585	0.172	178.2
5	19	Noel Leon				Team Motopark		Dallara F320 Spiess	3	3	1:57.652	0.651	0.066	178.1
6	6	Vladislav Ryabov		R	3	CryptoTower Racing Team		Dallara F320 Spiess	13	11	1:57.694	0.693	0.042	178.0
7	84	Francesco Simonazzi				BVM Racing		Dallara F320 Spiess	3	3	1:57.879	0.878	0.185	177.8
8	99	Attila Pénzes				CryptoTower Racing Team		Dallara F320 Spiess	13	11	1:59.931	2.930	2.052	174.7





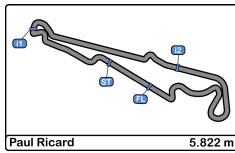
**Paul Ricard**  
**Euroformula Open**  
**Race - 1**



**Distance and Speed Average**

Clas	Nº	Driver	Nat	Cat	Clas	Team	Nat	Vehicle	Laps	Distance	Total Time	Km/h		
1	10	Juju Noda		JPN	R	1	Noda Racing		JPN	Dallara F320 Spiess	13	75.68	30:12.519	150.3
2	26	Jakob Bergmeister		DEU	R	2	Team Motopark		DEU	Dallara F320 Spiess	13	75.68	30:14.779	150.1
3	23	Bryce Aron		USA			Team Motopark		DEU	Dallara F320 Spiess	13	75.68	30:16.407	150.0
4	73	Cian Shields		GBR			Team Motopark		DEU	Dallara F320 Spiess	13	75.68	30:17.232	149.9
5	6	Vladislav Ryabov		RUS	R	3	CryptoTower Racing Team		JPN	Dallara F320 Spiess	13	75.68	30:18.822	149.8
6	99	Attila Pénzes		HUN			CryptoTower Racing Team		JPN	Dallara F320 Spiess	13	75.68	30:35.919	148.4
7	84	Francesco Simonazzi		ITA			BVM Racing		ITA	Dallara F320 Spiess	3	17.46	5:58.271	175.5
8	19	Noel Leon		MEX			Team Motopark		DEU	Dallara F320 Spiess	3	17.46	5:58.561	175.3





**Paul Ricard**  
Euroformula Open  
Race - 1  
**Lap Analysis**



**6** Vladislav Ryabov Dallara F320 Spiess **26** Jakob Bergmeister Dallara F320 Spiess

Rookie							CryptoTower Racing Team						Rookie		Team Motopark	
Lap	D	Time	Sector 1	Sector 2	Sector 3	T. Spd	Elapsed	Lap	D	Time	Sector 1	Sector 2	Sector 3	T. Spd	Elapsed	
1		2:03.629	36.981	37.040	49.608	191.8	2:03.629	1		2:05.440	38.595	37.032	49.813	196.7	2:05.440	
2		1:58.666	32.588	36.721	49.357	228.3	4:02.295	2		1:58.751	32.946	36.489	49.316	235.8	4:04.191	
3		1:58.763	32.120	36.670	49.973	229.7	6:01.058	3		1:58.146	32.672	36.292	49.182	241.0	6:02.337	
4		2:16.852	34.359	40.013	1:02.480	231.7	8:17.910	4		2:16.039	33.363	40.290	1:02.386	238.4	8:18.376	
5		3:43.570	1:05.463	1:14.643	1:23.464	150.0	12:01.480	5		3:43.658	1:05.729	1:14.624	1:23.305	153.4	12:02.034	
6		3:22.882	1:01.230	1:02.328	1:19.324	136.0	15:24.362	6		3:22.842	1:01.227	1:02.227	1:19.388	138.1	15:24.876	
7		3:02.261	49.245	58.129	1:14.887	139.5	18:26.623	7		3:01.955	49.194	58.314	1:14.447	135.6	18:26.831	
8		2:01.805	33.890	37.563	50.352	226.8	20:28.428	8		1:58.729	32.922	36.330	49.477	233.2	20:25.560	
9		1:58.609	32.988	36.485	49.136	229.2	22:27.037	9		1:57.559	32.423	36.215	48.921	232.7	22:23.119	
10		1:57.966	32.389	36.421	49.156	231.2	24:25.003	10		1:57.590	32.395	36.302	48.893	234.7	24:20.709	
11		1:57.694	32.106	36.462	49.126	231.7	26:22.697	11		1:57.414	32.189	36.230	48.995	236.3	26:18.123	
12		1:58.040	32.246	36.517	49.277	229.7	28:20.737	12		1:58.163	32.405	36.367	49.391	233.7	28:16.286	
13		1:58.085	32.155	36.708	49.222	229.7	30:18.822	13		1:58.493	32.509	36.484	49.500	232.2	30:14.779	

**10** Juju Noda Dallara F320 Spiess **73** Cian Shields Dallara F320 Spiess

Rookie							Noda Racing						Team Motopark		
Lap	D	Time	Sector 1	Sector 2	Sector 3	T. Spd	Elapsed	Lap	D	Time	Sector 1	Sector 2	Sector 3	T. Spd	Elapsed
1		2:04.679	37.888	37.068	49.723	196.0	2:04.679	1		2:04.899	38.189	36.937	49.773	197.0	2:04.899
2		1:59.260	33.427	36.372	49.461	233.7	4:03.939	2		1:58.131	32.743	36.409	48.979	241.0	4:03.030
3		1:58.006	32.528	36.270	49.208	234.7	6:01.945	3		1:57.939	32.156	36.311	49.472	233.2	6:00.969
4		2:15.449	33.236	39.813	1:02.400	235.2	8:17.394	4		2:19.120	33.616	42.927	1:02.577	231.7	8:20.089
5		3:43.383	1:05.020	1:14.814	1:23.549	147.3	12:00.777	5		3:43.866	1:05.760	1:14.622	1:23.484	155.6	12:03.955
6		3:22.553	1:01.107	1:01.753	1:19.693	141.9	15:23.330	6		3:22.591	1:01.191	1:02.447	1:18.953	127.0	15:26.546
7		3:02.713	49.311	58.685	1:14.717	154.5	18:26.043	7		3:01.082	48.778	58.734	1:13.570	127.6	18:27.628
8		1:58.866	33.114	36.564	49.188	228.8	20:24.909	8		1:59.687	32.950	37.300	49.437	235.8	20:27.315
9		1:57.671	32.393	36.288	48.990	229.2	22:22.580	9		1:57.898	32.374	36.298	49.226	229.7	22:25.213
10		1:57.553	32.368	36.262	48.923	230.2	24:20.133	10		1:57.655	32.399	36.290	48.966	229.7	24:22.868
11		1:57.001	32.071	36.169	48.761	232.7	26:17.134	11		1:57.586	32.118	36.349	49.119	232.2	26:20.454
12		1:57.500	32.238	36.207	49.055	231.2	28:14.634	12		1:57.839	32.143	36.574	49.122	231.2	28:18.293
13		1:57.885	32.506	36.254	49.125	231.2	30:12.519	13		1:58.939	32.385	36.363	50.191	230.7	30:17.232

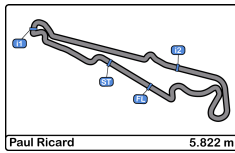
**19** Noel Leon Dallara F320 Spiess **84** Francesco Simonazzi Dallara F320 Spiess

Team Motopark							BVM Racing								
Lap	D	Time	Sector 1	Sector 2	Sector 3	T. Spd	Elapsed	Lap	D	Time	Sector 1	Sector 2	Sector 3	T. Spd	Elapsed
1		2:02.185	36.324	36.530	49.331	186.2	2:02.185	1		2:01.933	35.737	36.694	49.502	188.4	2:01.933
2		1:58.724	33.007	36.433	49.284	236.3	4:00.909	2		1:58.459	32.560	36.522	49.377	228.8	4:00.392
3		1:57.652	32.218	36.340	49.094	232.2	5:58.561	3		1:57.879	32.076	36.546	49.257	228.8	5:58.271
4								4			36.154			229.2	

**23** Bryce Aron Dallara F320 Spiess **99** Attila Pénzes Dallara F320 Spiess

Team Motopark							CryptoTower Racing Team								
Lap	D	Time	Sector 1	Sector 2	Sector 3	T. Spd	Elapsed	Lap	D	Time	Sector 1	Sector 2	Sector 3	T. Spd	Elapsed
1		2:06.067	40.264	36.640	49.163	190.1	2:06.067	1		2:07.882	39.190	37.428	51.264	198.1	2:07.882
2		1:58.492	32.728	36.472	49.292	234.7	4:04.559	2		2:01.306	33.943	37.115	50.248	227.8	4:09.188
3		1:58.213	32.690	36.359	49.164	236.8	6:02.772	3		2:02.255	32.933	37.081	52.241	228.8	6:11.443
4		2:16.444	33.235	40.475	1:02.734	236.8	8:19.216	4		2:11.705	34.869	40.948	55.888	229.2	8:23.148
5		3:43.895	1:05.847	1:14.294	1:23.754	162.1	12:03.111	5		3:42.440	1:03.449	1:15.203	1:23.788	178.2	12:05.588
6		3:22.457	1:01.014	1:01.945	1:19.498	143.4	15:25.568	6		3:22.106	1:00.543	1:03.351	1:18.212	138.1	15:27.694
7		3:01.659	49.175	58.411	1:14.073	136.7	18:27.227	7		3:02.240	48.743	58.439	1:15.058	127.9	18:29.934
8		2:01.114	33.583	37.628	49.903	234.2	20:28.341	8		2:02.167	34.066	37.176	50.925	226.8	20:32.101
9		1:57.860	32.530	36.288	49.042	229.2	22:26.201	9		2:00.665	33.274	37.309	50.082	227.8	22:32.766
10		1:57.612	32.263	36.498	48.851	232.7	24:23.813	10		2:00.216	33.186	36.848	50.182	228.8	24:32.982
11		1:57.272	31.948	36.431	48.893	234.2	26:21.085	11		1:59.931	33.036	36.811	50.084	229.7	26:32.913
12		1:57.795	32.022	36.603	49.170	234.7	28:18.880	12		2:01.584	33.501	36.984	51.099	228.8	28:34.497
13		1:57.527	32.166	36.329	49.032	234.7	30:16.407	13		2:01.422	33.017	37.357	51.048	228.3	30:35.919





**Paul Ricard**  
Euroformula Open  
Race - 1



**Analysis by Lap**

Paul Ricard 5.822 m

**Num Lap Time Gap**

**Lap 1**

84	2:01.933	
19	2:02.185	00.252
6	2:03.629	01.696
10	2:04.679	02.746
73	2:04.899	02.966
26	2:05.440	03.507
23	2:06.067	04.134
99	2:07.882	05.949

**Num Lap Time Gap**

**Lap 2**

84	1:58.459	
19	1:58.724	00.517
6	1:58.666	01.903
73	1:58.131	02.638
10	1:59.260	03.547
26	1:58.751	03.799
23	1:58.492	04.167
99	2:01.306	08.796

**Num Lap Time Gap**

**Lap 3**

84	1:57.879	
19	1:57.652	00.290
73	1:57.939	02.698
6	1:58.763	02.787
10	1:58.006	03.674
26	1:58.146	04.066
23	1:58.213	04.501
99	2:02.255	13.172

**Num Lap Time Gap**

**Lap 4**

10	2:15.449	
6	2:16.852	00.516
26	2:16.039	00.982
23	2:16.444	01.822
73	2:19.120	02.695
99	2:11.705	05.754

**Num Lap Time Gap**

**Lap 5**

10	3:43.383	
6	3:43.570	00.703
26	3:43.658	01.257
23	3:43.895	02.334
73	3:43.866	03.178
99	3:42.440	04.811

**Num Lap Time Gap**

**Lap 6**

10	3:22.553	
6	3:22.882	01.032
26	3:22.842	01.546
23	3:22.457	02.238
73	3:22.591	03.216
99	3:22.106	04.364

**Num Lap Time Gap**

**Lap 7**

10	3:02.713	
6	3:02.261	00.580
26	3:01.955	00.788
23	3:01.659	01.184
73	3:01.082	01.585
99	3:02.240	03.891

**Num Lap Time Gap**

**Lap 8**

10	1:58.866	
26	1:58.729	00.651
73	1:59.687	02.406
23	2:01.114	03.432
6	2:01.805	03.519
99	2:02.167	07.192

**Num Lap Time Gap**

**Lap 9**

10	1:57.671	
26	1:57.559	00.539
73	1:57.898	02.633
23	1:57.860	03.621
6	1:58.609	04.457
99	2:00.665	10.186

**Num Lap Time Gap**

**Lap 10**

10	1:57.553	
26	1:57.590	00.576
73	1:57.655	02.735
23	1:57.612	03.680
6	1:57.966	04.870
99	2:00.216	12.849

**Num Lap Time Gap**

**Lap 11**

10	1:57.001	
26	1:57.414	00.989
73	1:57.586	03.320
23	1:57.272	03.951
6	1:57.694	05.563
99	1:59.931	15.779

**Num Lap Time Gap**

**Lap 12**

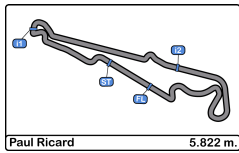
10	1:57.500	
26	1:58.163	01.652
73	1:57.839	03.659
23	1:57.795	04.246
6	1:58.040	06.103
99	2:01.584	19.863

**Num Lap Time Gap**

**Lap 13**

10	1:57.885	
26	1:58.493	02.260
23	1:57.527	03.888
73	1:58.939	04.713
6	1:58.085	06.303
99	2:01.422	23.400



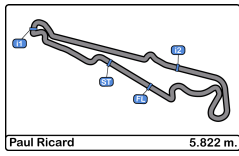


**Paul Ricard**  
**Euroformula Open**  
**Race - 1**  
**Best Sectors Results**



Sector - 1			Sector - 2			Sector - 3			Ideal Lap vs Best Lap						
Clas	Nº	Driver	Time	Nº	Driver	Time	Nº	Driver	Time	Clas	Nº	Driver	Ideal Lap	Best Lap	Clas
1	23	Bryce Aron	31.948	10	Juju Noda	36.169	10	Juju Noda	48.761	1	10	Juju Noda	1:57.001	1:57.001	1
2	10	Juju Noda	32.071	26	Jakob Bergmeister	36.215	23	Bryce Aron	48.851	2	23	Bryce Aron	1:57.087	1:57.272	2
3	84	Francesco Simonazzi	32.076	23	Bryce Aron	36.288	26	Jakob Bergmeister	48.893	3	26	Jakob Bergmeister	1:57.297	1:57.414	3
4	6	Vladislav Ryabov	32.106	73	Cian Shields	36.290	73	Cian Shields	48.966	4	73	Cian Shields	1:57.374	1:57.586	4
5	73	Cian Shields	32.118	19	Noel Leon	36.340	19	Noel Leon	49.094	5	19	Noel Leon	1:57.652	1:57.652	5
6	26	Jakob Bergmeister	32.189	6	Vladislav Ryabov	36.421	6	Vladislav Ryabov	49.126	6	6	Vladislav Ryabov	1:57.653	1:57.694	6
7	19	Noel Leon	32.218	84	Francesco Simonazzi	36.522	84	Francesco Simonazzi	49.257	7	84	Francesco Simonazzi	1:57.855	1:57.879	7
8	99	Attila Pénzes	32.933	99	Attila Pénzes	36.811	99	Attila Pénzes	50.082	8	99	Attila Pénzes	1:59.826	1:59.931	8





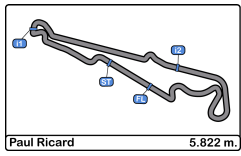
**Paul Ricard**  
**Euroformula Open**  
**Race - 1**  
**Leader Sequence**



N°	Driver	Nat	Cat	Clas	Team	Nat	Vehicle	Start Lap	End Lap	Laps	Total Laps
84	Francesco Simonazzi		TK		BVM Racing		Dallara F320 Spiess	1	3	3	3
10	Juju Noda		R		Noda Racing		Dallara F320 Spiess	4	13	10	10





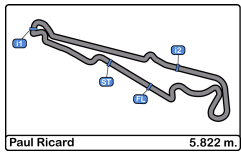


**Paul Ricard**  
**Euroformula Open**  
**Race - 1**  
**Best 5 Lap Times**



Cls	N°	Driver	Nat	Cat	Cls	Team	Nat	Vehicle	Best 1		Best 2		Best 3		Best 4		Best 5	
									Time	Lap	Time	Lap	Time	Lap	Time	Lap	Time	Lap
1	10	Juju Noda		R	1	Noda Racing		Dallara F320 Spiess	1:57.001	11	1:57.500	12	1:57.553	10	1:57.671	9	1:57.885	13
2	23	Bryce Aron				Team Motopark		Dallara F320 Spiess	1:57.272	11	1:57.527	13	1:57.612	10	1:57.795	12	1:57.860	9
3	26	Jakob Bergmeister		R	2	Team Motopark		Dallara F320 Spiess	1:57.414	11	1:57.559	9	1:57.590	10	1:58.146	3	1:58.163	12
4	73	Cian Shields				Team Motopark		Dallara F320 Spiess	1:57.586	11	1:57.655	10	1:57.839	12	1:57.898	9	1:57.939	3
5	19	Noel Leon				Team Motopark		Dallara F320 Spiess	1:57.652	3	1:58.724	2	2:02.185	1				
6	6	Vladislav Ryabov		R	3	CryptoTower Racing		Dallara F320 Spiess	1:57.694	11	1:57.966	10	1:58.040	12	1:58.085	13	1:58.609	9
7	84	Francesco				BVM Racing		Dallara F320 Spiess	1:57.879	3	1:58.459	2	2:01.933	1				
8	99	Attila Pénzes				CryptoTower Racing		Dallara F320 Spiess	1:59.931	11	2:00.216	10	2:00.665	9	2:01.306	2	2:01.422	13



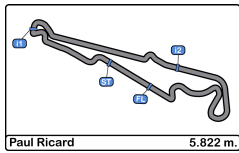


**Paul Ricard**  
**Euroformula Open**  
**Race - 1**  
**Best 5 Top Speeds**



Clas	Nº	Driver	Nat	Cat	Cls	Team	Nat	Vehicle	Top 1		Top 2		Top 3		Top 4		Top 5		Avg	
									Km/h	Lap	Km/h	Lap	Km/h	Lap	Km/h	Lap	Km/h	Lap		
1	26	Jakob Bergmeister		GER	R	1	Team Motopark		Dallara F320 Spiess	241.0	3	238.4	4	236.3	11	235.8	2	234.7	10	237.2
2	73	Cian Shields		GBR			Team Motopark		Dallara F320 Spiess	241.0	2	235.8	8	233.2	3	232.2	11	231.7	4	234.8
3	23	Bryce Aron		USA			Team Motopark		Dallara F320 Spiess	236.8	3	236.8	4	234.7	2	234.7	12	234.7	13	235.6
4	19	Noel Leon		MEX			Team Motopark		Dallara F320 Spiess	236.3	2	235.8	4	232.2	3	186.2	1			222.6
5	10	Juju Noda		JPN	R	2	Noda Racing		Dallara F320 Spiess	235.2	4	234.7	3	233.7	2	232.7	11	231.2	12	233.5
6	6	Vladislav Ryabov		IND	R	3	CryptoTower Racing Team		Dallara F320 Spiess	231.7	4	231.7	11	231.2	10	229.7	3	229.7	12	230.8
7	99	Attila Péntzes		HUN			CryptoTower Racing Team		Dallara F320 Spiess	229.7	11	229.2	4	228.8	3	228.8	10	228.8	12	229.1
8	84	Francesco Simonazzi		ITA			BVM Racing		Dallara F320 Spiess	229.2	4	228.8	2	228.8	3	188.4	1			218.8





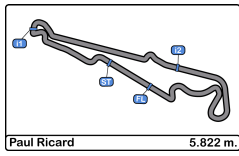
**Paul Ricard**  
**Euroformula Open**  
**Race - 1**  
**Fastest Laps Sequence**



Paul Ricard 5.822 m.

Lap	Time of Day	Session Time	N° Driver	Nat	Cat	Team	Nat	Vehicle	Time	Km/h
2	14:52:25.394	4:00.394	84 Francesco Simonazzi		ITA	BVM Racing		Dallara F320 Spiess	1:58.459	176.9
2	14:52:28.031	4:03.031	73 Cian Shields		GBR	Team Motopark		Dallara F320 Spiess	1:58.131	177.4
3	14:54:23.272	5:58.272	84 Francesco Simonazzi		ITA	BVM Racing		Dallara F320 Spiess	1:57.879	177.8
3	14:54:23.562	5:58.562	19 Noel Leon		MEX	Team Motopark		Dallara F320 Spiess	1:57.652	178.1
9	15:10:48.121	22:23.121	26 Jakob Bergmeister		DEU	R Team Motopark		Dallara F320 Spiess	1:57.559	178.2
10	15:12:45.134	24:20.134	10 Juju Noda		JPN	R Noda Racing		Dallara F320 Spiess	1:57.553	178.2
11	15:14:42.136	26:17.136	10 Juju Noda		JPN	R Noda Racing		Dallara F320 Spiess	1:57.001	179.1



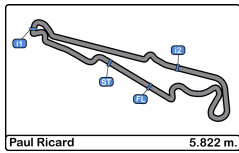


**Paul Ricard**  
**Euroformula Open**  
**Race - 1**  
**Event Best Maximum Speed**



N°	Driver	Nat	Cat	Clas	Team	Nat	Vehicle	Km/h	Session
73	Cian Shields		GBR		Team Motopark		DEU Dallara F320 Spiess	241.0	Race - 1
26	Jakob Bergmeister		DEU	R 1	Team Motopark		DEU Dallara F320 Spiess	241.0	Race - 1
23	Bryce Aron		USA		Team Motopark		DEU Dallara F320 Spiess	236.8	Race - 1
19	Noel Leon		MEX		Team Motopark		DEU Dallara F320 Spiess	236.3	Race - 1
84	Francesco Simonazzi		ITA		BVM Racing		ITA Dallara F320 Spiess	235.2	Free Practice - 1
10	Juju Noda		JPN	R 2	Noda Racing		JPN Dallara F320 Spiess	235.2	Race - 1
6	Vladislav Ryabov		RUS	R 3	CryptoTower Racing Team		RUS Dallara F320 Spiess	232.2	Free Practice - 1
99	Attila Pénzes		HUN		CryptoTower Racing Team		JPN Dallara F320 Spiess	231.7	Free Practice - 1





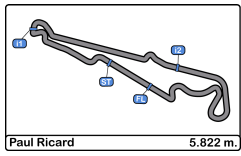
**Paul Ricard**  
**Euroformula Open**  
**Race - 1**  
**Lap Chart**



**LAP**

Nr	Pos	Grid	1	2	3	4	5	6	7	8	9	10	11	12	13
19	1	19	84	84	84	10	10	10	10	10	10	10	10	10	10
84	2	84	19	19	19	6	6	6	6	26	26	26	26	26	26
23	3	23	6	6	73	26	26	26	26	73	73	73	73	73	23
6	4	6	10	73	6	23	23	23	23	23	23	23	23	23	73
10	5	10	73	10	10	73	73	73	73	6	6	6	6	6	6
73	6	73	26	26	26	99	99	99	99	99	99	99	99	99	99
26	7	26	23	23	23										
99	8	99	99	99	99										

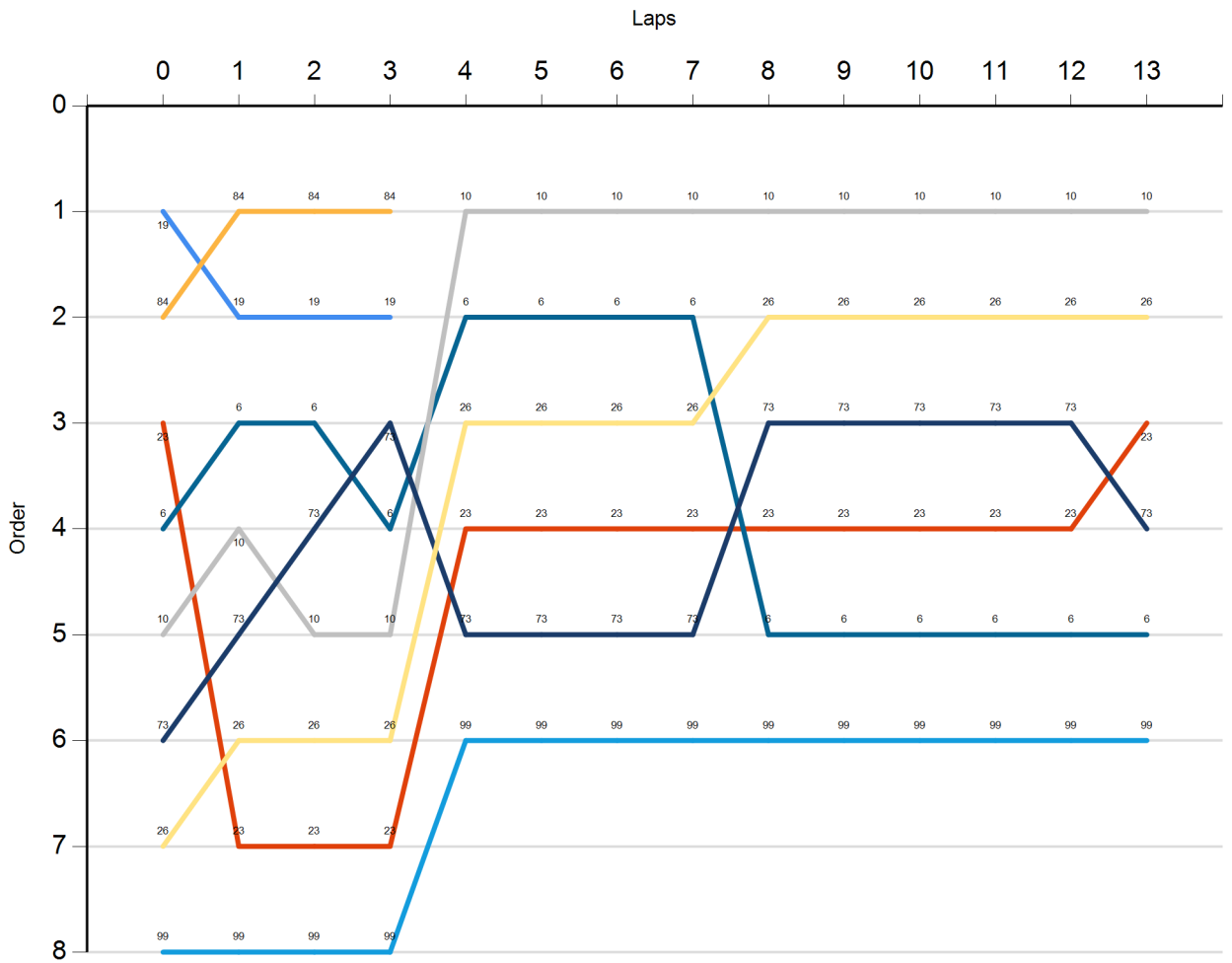


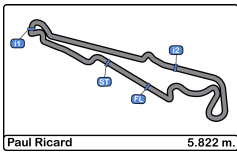


**Paul Ricard**  
**Euroformula Open**  
**Race - 1**  
**Graphic Lap Chart**



- 19
- 84
- 23
- 6
- 10
- 73
- 26
- 99



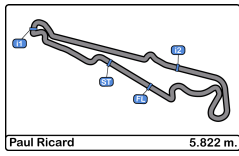


**Paul Ricard**  
**Euroformula Open**  
**Race - 1**  
**Pit Stop Analysis**



Or d.	Nr.	In Day Time	Driver	Nat	Cat	Team	Nat	Vehicle	In Time	Stop N°	Pit Time	Handicap	Dif.
----------	-----	-------------	--------	-----	-----	------	-----	---------	---------	---------	----------	----------	------

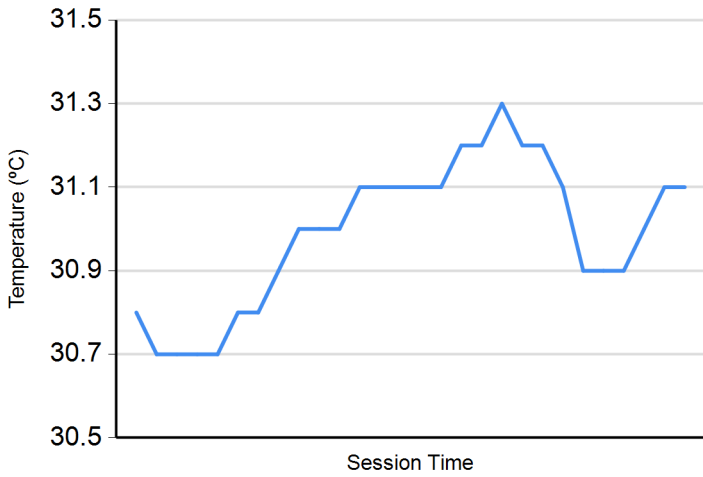




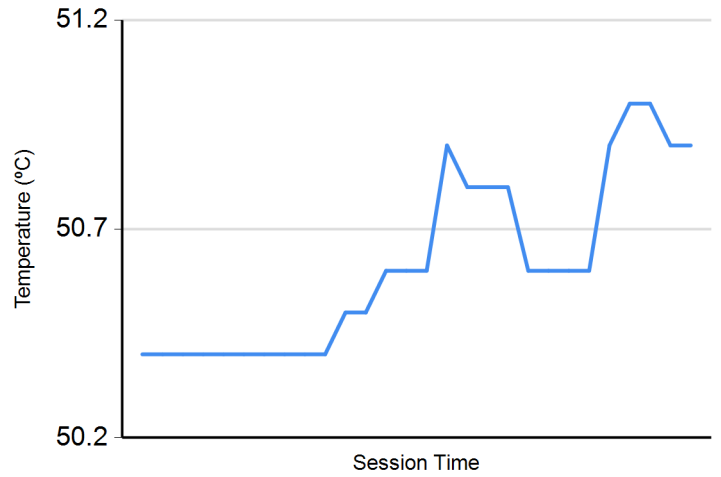
**Paul Ricard**  
**Euroformula Open**  
**Race - 1**  
**Weather Report**



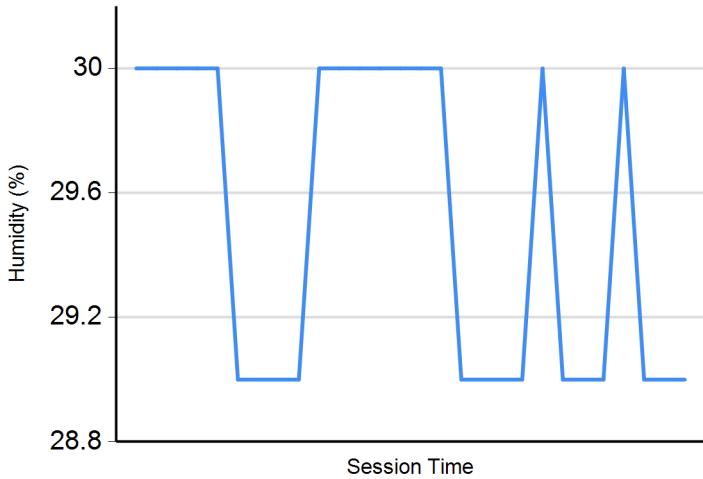
**Air Temperature**



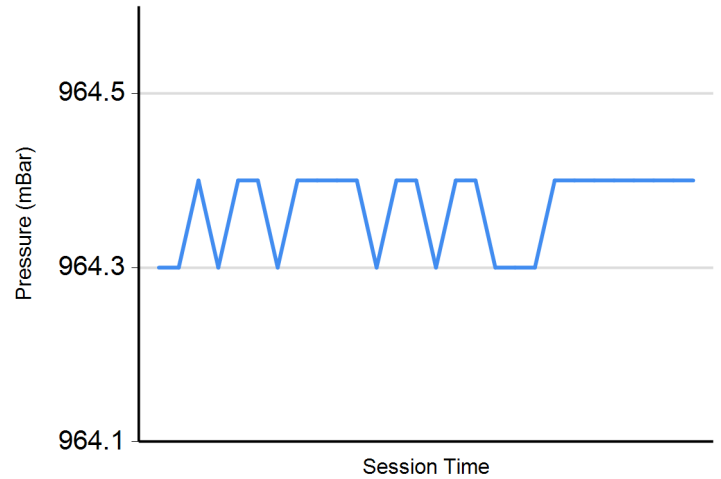
**Track Temperature**



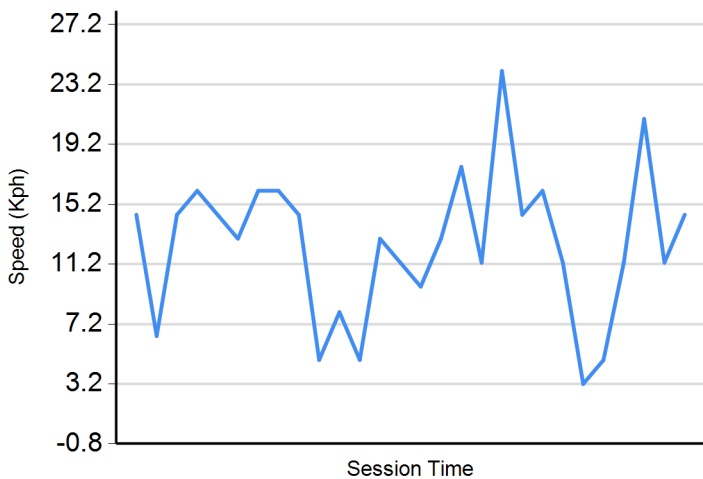
**Humidity**



**Pressure**



**Wind Speed**



**Wind direction**

North = 0°/360° Est = 90° South = 180° West = 270°

