



CLIO CUP

SERIES

Clio Cup Series

Hungaroring

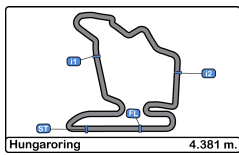
16th – 18th July 2023

Results booklet



Provided by Cronococa S.L.

www.cronococa.com



Hungaroring
Clio Cup Series
Collective Test 1
Provisional Results

CLIO CUP

SERIES

Clas	Nº	Driver	Nat	Cat	Clas	Team	Nat	Class	Clas	Laps	Best	Time	Gap	Interval	Km/h
1	12	Gabriele Torelli	ITA			Rangoni Corse	ITA	EUR & MID	1	13	7	2:05.208			125.9
2	5	Nicolas Milan	FRA			Milan Competition	FRA	EUR & FRA	1	14	11	2:05.246	0.038	0.038	125.9
3	1	Anthony Jurado	FRA			Milan Competition	FRA	EUR & MID	2	14	6	2:05.301	0.093	0.055	125.8
4	91	Luca Franca	ITA	RAC	1	MC Motorcnica	ITA	EUR & ITA	1	7	4	2:05.643	0.435	0.342	125.5
5	15	David Pouget	FRA			GPA Racing	FRA	EUR & FRA	2	13	11	2:05.656	0.448	0.013	125.5
6	558	Pierre Bredeaux	FRA	CHA	1	Comte Racing Team	FRA	EUR	1	13	11	2:05.662	0.454	0.006	125.5
7	101	Tomas Pekar	CZE			Carpek Racing	CZE	EUR & MID	3	13	9	2:05.710	0.502	0.048	125.4
8	211	Nikola Miljkovic	SRB	CHA	2	Tempo Racing Team	SRB	EUR & MID	4	14	12	2:05.804	0.596	0.094	125.3
9	333	Gabor Tim	HUN	CHA	3	GM Sport	FRA	EUR & MID	5	14	9	2:05.973	0.765	0.169	125.1
10	125	Jerzy Spinkiewicz	POL			UNIQ Racing	POL	EUR & ITA	2	13	12	2:06.116	0.908	0.143	125.0
11	107	Cristian Ricciarini	ITA			ESSECORSE	ITA	EUR & ITA	3	13	8	2:06.184	0.976	0.068	124.9
12	93	Lantos Szabolcs	CZE	CHA	4	Carpek Racing	CZE	MID	1	13	12	2:06.189	0.981	0.005	124.9
13	113	Adrian Schimpf	ESP	CHA	5	AST Competition	ESP	EUR & ESP	1	13	13	2:06.305	1.097	0.116	124.8
14	82	Jacopo Guiseppe Cimenas	ITA	CHA	6	ESSECORSE	ITA	EUR & ITA	4	14	13	2:06.447	1.239	0.142	124.7
15	9	Andreas Stucki	CHE			Stucki Motorsport	CHE	MID	2	13	13	2:06.690	1.482	0.243	124.4
16	60	Leonardo Arduini	ITA	CHA	7	MC Motorcnica	ITA	EUR & ITA	5	13	12	2:06.782	1.574	0.092	124.3
17	16	Lionel Viguier	FRA	RAC	2	T2CM	FRA	EUR & FRA	3	13	13	2:07.054	1.846	0.272	124.1
18	85	Benjamin Cauvas	FRA	RAC	3	GPA Racing	FRA	EUR	2	13	13	2:07.188	1.980	0.134	124.0
19	43	Damiano Puccetti	ITA	CHA	8	Rangoni Corse	ITA	EUR & MID	6	13	6	2:07.216	2.008	0.028	123.9
20	55	René Steemetz	NLD	RAC	4	AST Competition	ESP	EUR & MID	7	13	10	2:07.344	2.136	0.128	123.8
21	51	Henrik Seibel	DEU	CHA	9	Carpek Racing	CZE	MID	3	14	11	2:08.103	2.895	0.759	123.1
22	21	Stephan Polderman	NLD	RAC	5	AST Competition	ESP	EUR & MID	8	13	13	2:08.172	2.964	0.069	123.0
23	3	Daniel Nyffeler	CHE	CHA	10	Stucki Motorsport	CHE	MID	4	14	12	2:08.327	3.119	0.155	122.9
24	199	Alejandro Schimpf	ESP	CHA	11	AST Competition	ESP	EUR & ESP	2	12	3	2:08.409	3.201	0.082	122.8
25	99	Guillaume Maio	FRA	CHA	12	GM Sport	FRA	EUR & MID	9	2	2	2:42.787	37.579	34.378	96.8

*** PENALTIES**

CARS #1 - #3 - #5 - #21 - #43 - #55 - #82 - #60 - #91 - #93 - #101 - #107 - #113 - #199 - #211 - #333 - #558 SOME LAP TIMES DELETED DUE TRACK LIMITS

Published at:.....

Track Temp: 27.1 °C Air Temp: 19.8 °C Humidity: 63 % Track Status: DRY

Race Director:

Timekeeper:





Hungaroring
Clio Cup Series
Collective Test 1

CLIO CUP

SERIES

Provisional Results by Category

Clas	Nº	Driver	Nat	Cat	Clas	Team	Nat	Group	Laps	Best	Time	Gap	Interval	Km/h
1	12	Gabriele Torelli	ITA			Rangoni Corse	ITA	EUR & MID	13	7	2:05.208			125.9
2	5	Nicolas Milan	FRA			Milan Competition	FRA	EUR & FRA	14	11	2:05.246	0.038	0.038	125.9
3	1	Anthony Jurado	FRA			Milan Competition	FRA	EUR & MID	14	6	2:05.301	0.093	0.055	125.8
4	15	David Pouget	FRA			GPA Racing	FRA	EUR & FRA	13	11	2:05.656	0.448	0.355	125.5
5	101	Tomas Pekar	CZE			Carpek Racing	CZE	EUR & MID	13	9	2:05.710	0.502	0.054	125.4
6	125	Jerzy Spinkiewicz	POL			UNIQ Racing	POL	EUR & ITA	13	12	2:06.116	0.908	0.406	125.0
7	107	Cristian Ricciarini	ITA			ESSECORSE	ITA	EUR & ITA	13	8	2:06.184	0.976	0.068	124.9
8	9	Andreas Stucki	CHE			Stucki Motorsport	CHE	MID	13	13	2:06.690	1.482	0.506	124.4

RAC

Clas	Nº	Driver	Nat	Cat	Clas	Team	Nat	Group	Laps	Best	Time	Gap	Interval	Km/h
1	91	Luca Franca	ITA	RAC	1	MC Motortechnica	ITA	EUR & ITA	7	4	2:05.643			125.5
2	16	Lionel Viguier	FRA	RAC	2	T2CM	FRA	EUR & FRA	13	13	2:07.054	1.411	1.411	124.1
3	85	Benjamin Cauvas	FRA	RAC	3	GPA Racing	FRA	EUR	13	13	2:07.188	1.545	0.134	124.0
4	55	René Steemetz	NLD	RAC	4	AST Competition	ESP	EUR & MID	13	10	2:07.344	1.701	0.156	123.8
5	21	Stephan Polderman	NLD	RAC	5	AST Competition	ESP	EUR & MID	13	13	2:08.172	2.529	0.828	123.0

CHA

Clas	Nº	Driver	Nat	Cat	Clas	Team	Nat	Group	Laps	Best	Time	Gap	Interval	Km/h
1	558	Pierre Bredeaux	FRA	CHA	1	Comte Racing Team	FRA	EUR	13	11	2:05.662			125.5
2	211	Nikola Miljkovic	SRB	CHA	2	Tempo Racing Team	SRB	EUR & MID	14	12	2:05.804	0.142	0.142	125.3
3	333	Gabor Tim	HUN	CHA	3	GM Sport	FRA	EUR & MID	14	9	2:05.973	0.311	0.169	125.1
4	93	Lantos Szabolcs	CZE	CHA	4	Carpek Racing	CZE	MID	13	12	2:06.189	0.527	0.216	124.9
5	113	Adrian Schimpf	ESP	CHA	5	AST Competition	ESP	EUR & ESP	13	13	2:06.305	0.643	0.116	124.8
6	82	Jacopo Guiseppa Cimenos	ITA	CHA	6	ESSECORSE	ITA	EUR & ITA	14	13	2:06.447	0.785	0.142	124.7
7	60	Leonardo Arduini	ITA	CHA	7	MC Motortechnica	ITA	EUR & ITA	13	12	2:06.782	1.120	0.335	124.3
8	43	Damiano Puccetti	ITA	CHA	8	Rangoni Corse	ITA	EUR & MID	13	6	2:07.216	1.554	0.434	123.9
9	51	Henrik Seibel	DEU	CHA	9	Carpek Racing	CZE	MID	14	11	2:08.103	2.441	0.887	123.1
10	3	Daniel Nyffeler	CHE	CHA	10	Stucki Motorsport	CHE	MID	14	12	2:08.327	2.665	0.224	122.9
11	199	Alejandro Schimpf	ESP	CHA	11	AST Competition	ESP	EUR & ESP	12	3	2:08.409	2.747	0.082	122.8
12	99	Guillaume Maio	FRA	CHA	12	GM Sport	FRA	EUR & MID	2	2	2:42.787	37.125	34.378	96.8

*** PENALTIES**

CARS #1 - #3 - #5 - #21 - #43 - #55 - #82 - #60 - #91 - #93 - #101 - #107 - #113 - #199 - #211 - #333 - #558 SOME LAP TIMES DELETED DUE TRACK LIMITS

Published at:.....

Track Temp: 27.1 °C Air Temp: 19.8 °C Humidity: 63 % Track Status: DRY

Race Director:

Timekeeper:





Hungaroring
Clio Cup Series
Collective Test 1
Lap Analysis

CLIO CUP

SERIES

1 Anthony Jurado EUR & MID **9** Andreas Stucki MID
 Milan Competition Stucki Motorsport

Lap	D	Time	Sector 1	Sector 2	Sector 3	T. Spd	Elapsed	Lap	D	Time	Sector 1	Sector 2	Sector 3	T. Spd	Elapsed
1		8:33:19.161	8:31:42.715	57.998	38.448		8:33:19.161	1		8:33:07.538	8:31:24.323	1:01.878	41.337		8:33:07.538
2		2:08.310	46.479	46.435	35.396	180.0	8:35:27.471	2		2:13.224	48.375	49.070	35.779	174.1	8:35:20.762
3		2:06.822	45.680	45.963	35.179	185.8	8:37:34.293	3		2:09.373	46.524	47.284	35.565	178.2	8:37:30.135
4		2:06.846	45.382	46.149	35.285	185.5	8:39:41.109	4		2:08.098	46.082	46.818	35.198	179.4	8:39:38.233
5		2:05.743	45.316	45.526	34.901	181.5	8:41:46.852	5		2:10.239	45.841	47.218	37.180	179.7	8:41:48.472
6		2:05.301	45.295	45.294	34.712	182.1	8:43:52.153	6		2:07.764	45.906	46.487	35.371	181.5	8:43:56.236
7		2:06.717	46.331	45.613	34.773	182.1	8:45:58.870	7		2:06.843	45.647	46.047	35.149	180.0	8:46:03.079
8		2:05.616	45.091	45.683	34.842	183.9	8:48:04.486	8		2:09.082	45.641	46.986	36.455	180.3	8:48:12.161
9		2:05.804	45.151	45.654	34.999	183.9	8:50:10.290	9		2:07.291	45.629	46.484	35.178	180.9	8:50:19.452
10		2:05.723	45.094	45.707	34.922	183.0	8:52:16.013	10		2:13.472 P	45.607	46.294	41.571	180.3	8:52:32.924
11		2:05.511	45.084	45.664	34.763	184.6	8:54:21.524	11		4:34.821	3:11.366	47.111	36.344		8:57:07.745
12		2:05.670	45.324	45.533	34.813	184.9	8:56:27.194	12		2:06.866	45.617	45.964	35.285	180.6	8:59:14.611
13		2:05.416	45.009	45.463	34.944	184.3	8:58:32.610	13		2:06.690	45.417	46.111	35.162	181.5	9:01:21.301
14		2:05.313	45.075	45.376	34.862	182.4	9:00:37.923								

3 Daniel Nyffeler MID **12** Gabriele Torelli EUR & MID
 CHA Rangoni Corse

Lap	D	Time	Sector 1	Sector 2	Sector 3	T. Spd	Elapsed	Lap	D	Time	Sector 1	Sector 2	Sector 3	T. Spd	Elapsed
1		8:33:08.075	8:31:24.841	1:01.972	41.262		8:33:08.075	1		8:32:48.280	8:31:18.964	51.608	37.708		8:32:48.280
2		2:13.834	48.322	49.838	35.674	175.0	8:35:21.909	2		2:07.660	46.440	46.236	34.984	177.3	8:34:55.940
3		2:12.231	46.929	49.508	35.794	179.7	8:37:34.140	3		2:06.132	45.518	45.713	34.901	181.8	8:37:02.072
4		2:10.058	47.242	47.341	35.475	183.0	8:39:44.198	4		2:06.935		2:52.525	35.024	183.6	8:39:09.007
5		2:09.698	46.129	47.105	36.464	179.4	8:41:53.896	5		2:05.864	45.477	45.364	35.023	182.1	8:41:14.871
6		2:08.471	45.969	46.981	35.521	180.0	8:44:02.367	6		2:05.579	45.355	45.394	34.830	180.6	8:43:20.450
7		2:08.808	46.005	47.316	35.487	179.4	8:46:11.175	7		2:05.208	45.188	45.196	34.824	181.2	8:45:25.658
8		2:11.922	46.008	50.259	35.655	177.9	8:48:23.097	8		2:12.389 P	45.262	45.255	41.872	181.2	8:47:38.047
9		2:08.623	45.848	47.227	35.548	179.4	8:50:31.720	9		4:11.444	2:50.352	45.544	35.548		8:51:49.491
10		2:10.707	46.619	48.624	35.464	179.7	8:52:42.427	10		2:05.683	45.232	45.640	34.811	182.7	8:53:55.174
11		2:09.068	46.271	47.330	35.467	179.1	8:54:51.495	11		2:05.302	45.172	45.399	34.731	182.1	8:56:00.476
12		2:08.327	46.001	46.985	35.341	180.6	8:56:59.822	12		2:05.483	45.170	45.411	34.902	181.8	8:58:05.959
13		2:08.453	45.998	46.881	35.574	179.7	8:59:08.275	13		2:11.184 P	45.171	45.533	40.480	181.2	9:00:17.143
14		2:15.939 P	46.967	47.659	41.313	178.2	9:01:24.214								

5 Nicolas Milan EUR & FRA **15** David Pouget EUR & FRA
 Milan Competition GPA Racing

Lap	D	Time	Sector 1	Sector 2	Sector 3	T. Spd	Elapsed	Lap	D	Time	Sector 1	Sector 2	Sector 3	T. Spd	Elapsed
1		8:33:18.883	8:31:42.149	57.677	39.057		8:33:18.883	1		8:33:23.682	8:31:45.354	59.142	39.186		8:33:23.682
2		2:09.635	47.312	47.167	35.156	179.7	8:35:28.518	2		2:09.041	46.391	47.264	35.386	177.9	8:35:32.723
3		2:06.315	45.588	45.907	34.820	182.7	8:37:34.833	3		2:06.786	45.614	46.197	34.975	183.9	8:37:39.509
4		2:06.818	45.477	46.206	35.135	183.6	8:39:41.651	4		2:06.744	45.551	45.937	35.256	182.1	8:39:46.253
5		2:05.646	45.334	45.618	34.694	183.0	8:41:47.297	5		2:06.479	45.379	46.009	35.091	183.6	8:41:52.732
6		2:05.557	45.295	45.565	34.697	183.3	8:43:52.854	6		2:06.202	45.355	45.981	34.866	182.1	8:43:58.934
7		2:05.486	45.072	45.692	34.722	183.0	8:45:58.340	7		2:05.783	45.651	45.357	34.775	182.4	8:46:04.717
8		2:05.552	45.137	45.707	34.708	181.5	8:48:03.892	8		2:05.788	45.125	45.705	34.958	182.7	8:48:10.505
9		2:05.261	45.039	45.423	34.799	181.2	8:50:09.153	9		2:15.573 P	45.394	45.781	44.398	181.8	8:50:26.078
10		2:06.393	45.110	45.535	35.748	184.6	8:52:15.546	10		3:59.284	2:38.360	45.547	35.377		8:54:25.362
11		2:05.246	45.025	45.550	34.671	181.5	8:54:20.792	11		2:05.656	45.236	45.534	34.886	183.9	8:56:31.018
12		2:05.604	45.012	45.754	34.838	182.7	8:56:26.396	12		2:05.969	45.184	45.620	35.165	183.0	8:58:36.987
13		2:07.326	45.240	47.281	34.805	182.1	8:58:33.722	13		2:05.827	45.232	45.483	35.112	181.8	9:00:42.814
14		2:23.722	46.326	56.088	41.308	183.9	9:00:57.444								





Hungaroring
Clio Cup Series
Collective Test 1
Lap Analysis

CLIO CUP
SERIES

16 Lionel Viguier EUR & FRA **51** Henrik Seibel MID
 RAC T2CM CHA Carpek Racing

Lap D	Time	Sector 1	Sector 2	Sector 3	T. Spd	Elapsed	Lap D	Time	Sector 1	Sector 2	Sector 3	T. Spd	Elapsed
1	8:33:20.727	8:31:43.376	58.222	39.129		8:33:20.727	1	8:32:50.326	8:31:22.221	50.796	37.309		8:32:50.326
2	2:11.511	47.341	48.232	35.938	179.7	8:35:32.238	2	2:13.010	47.879	48.844	36.287	175.6	8:35:03.336
3	2:09.522	46.780	47.269	35.473	181.2	8:37:41.760	3	2:09.881	46.938	47.203	35.740	179.1	8:37:13.217
4	2:08.552	46.030	47.102	35.420	181.5	8:39:50.312	4	2:10.138	46.779	47.593	35.766	179.4	8:39:23.355
5	2:08.420	46.145	46.877	35.398	181.2	8:41:58.732	5	2:10.303	46.625	47.335	36.343	179.4	8:41:33.658
6	2:07.784	46.051	46.519	35.214	181.2	8:44:06.516	6	2:08.513	46.638	46.240	35.635	179.1	8:43:42.171
7	2:07.536	45.868	46.427	35.241	181.2	8:46:14.052	7	2:09.184	46.775	46.573	35.836	179.1	8:45:51.355
8	2:07.458	45.724	46.372	35.362	181.8	8:48:21.510	8	2:08.748	46.401	46.505	35.842	179.1	8:48:00.103
9	2:07.807	45.967	46.518	35.322	180.9	8:50:29.317	9	2:08.669	46.780	46.257	35.632	178.2	8:50:08.772
10	2:17.675 P	45.871	46.544	45.260	181.2	8:52:46.992	10	2:08.344	46.085	46.627	35.632	178.8	8:52:17.116
11	4:18.866	2:56.387	47.072	35.407		8:57:05.858	11	2:08.103	45.993	46.465	35.645	180.0	8:54:25.219
12	2:07.719	45.823	46.307	35.589	181.2	8:59:13.577	12	2:08.631	46.284	46.719	35.628	179.7	8:56:33.850
13	2:07.054	45.421	46.576	35.057	181.2	9:01:20.631	13	2:08.982	46.342	46.786	35.854	179.4	8:58:42.832
							14	2:09.476	46.626	47.153	35.697	178.8	9:00:52.308

21 Stephan Polderman EUR & MID **55** René Steemetz EUR & MID
 RAC AST Competition RAC AST Competition

Lap D	Time	Sector 1	Sector 2	Sector 3	T. Spd	Elapsed	Lap D	Time	Sector 1	Sector 2	Sector 3	T. Spd	Elapsed
1	8:33:10.607	8:31:39.373	54.101	37.133		8:33:10.607	1	8:33:14.382	8:31:38.690	56.864	38.828		8:33:14.382
2	2:12.345	47.675	48.710	35.960	178.8	8:35:22.952	2	2:12.892	47.265	49.826	35.801	179.1	8:35:27.274
3	2:10.566	46.689	47.863	36.014	181.2	8:37:33.518	3	2:09.593	46.460	47.896	35.237	182.7	8:37:36.867
4	2:11.868	48.524	47.390	35.954	180.6	8:39:45.386	4	2:10.388	45.933	47.498	36.957	183.0	8:39:47.255
5	2:19.377 P	46.904	47.935	43.538	181.5	8:42:03.763	5	2:14.765 P	45.918	47.070	41.777	183.3	8:42:02.020
6	3:32.827	2:09.225	47.012	36.590		8:45:36.590	6	3:33.067	2:10.050	47.166	35.851		8:45:35.087
7	2:10.886	46.933	47.189	36.764	183.0	8:47:47.476	7	2:09.226	45.909	46.774	36.543	181.5	8:47:44.313
8	2:08.698	46.320	46.929	35.449	180.3	8:49:56.174	8	2:07.637	45.745	46.451	35.441	184.9	8:49:51.950
9	2:08.399	45.896	46.611	35.892	181.2	8:52:04.573	9	2:08.022	45.622	46.808	35.592	183.3	8:51:59.972
10	2:08.525	46.123	46.786	35.616	180.0	8:54:13.098	10	2:07.344	45.614	46.354	35.376	183.3	8:54:07.316
11	2:08.357	45.844	46.755	35.758	179.7	8:56:21.455	11	2:08.049	46.106	46.603	35.340	185.2	8:56:15.365
12	2:11.465	46.064	48.214	37.187	180.6	8:58:32.920	12	2:09.574	45.474	46.451	37.646	182.7	8:58:24.936
13	2:08.172	45.909	46.703	35.560	183.6	9:00:41.092	13	2:07.452	45.431	46.493	35.528	183.6	9:00:32.388

43 Damiano Puccetti EUR & MID **60** Leonardo Arduini EUR & ITA
 CHA Rangoni Corse CHA MC Motor Tecnica

Lap D	Time	Sector 1	Sector 2	Sector 3	T. Spd	Elapsed	Lap D	Time	Sector 1	Sector 2	Sector 3	T. Spd	Elapsed
1	8:32:55.140	8:31:25.261	52.595	37.284		8:32:55.140	1	8:32:49.937	8:31:16.916	52.999	40.022		8:32:49.937
2	2:11.504	47.424	46.963	37.117	177.3	8:35:06.644	2	2:10.170	47.066	47.592	35.512	178.8	8:35:00.107
3	2:09.492	47.143	46.964	35.385	180.0	8:37:16.136	3	2:07.777	45.942	46.404	35.431	183.3	8:37:07.884
4	2:08.050	46.257	46.333	35.460	180.9	8:39:24.186	4	2:07.792	45.402	46.792	35.598	182.1	8:39:15.676
5	2:08.672	46.106	47.157	35.409	183.3	8:41:32.858	5	2:07.203	45.524	46.225	35.454	182.1	8:41:22.879
6	2:07.216	45.921	46.065	35.230	180.3	8:43:40.074	6	2:08.130	46.608	46.070	35.452	182.4	8:43:31.009
7	2:09.284	47.420	46.459	35.405	180.3	8:45:49.358	7	2:06.794	45.403	45.990	35.398	183.6	8:45:37.800
8	2:08.110	46.046	46.841	35.223	179.7	8:47:57.468	8	2:18.269 P	46.027	46.984	45.258	183.6	8:47:56.069
9	2:07.404	45.826	46.477	35.101	180.9	8:50:04.872	9	3:58.451	2:34.520	46.273	37.658		8:51:54.520
10	2:07.348	45.878	46.505	34.965	181.2	8:52:12.220	10	2:07.305	45.454	46.521	35.330	185.5	8:54:01.825
11	2:07.256	45.810	46.351	35.095	180.3	8:54:19.476	11	2:06.898	45.530	45.886	35.482	182.4	8:56:08.723
12	2:09.362	48.480	45.808	35.074	181.2	8:56:28.838	12	2:06.782	45.730	45.774	35.278	181.5	8:58:15.505
13	2:22.892 P	46.023	46.743	50.126	181.5	8:58:51.730	13	2:12.328	50.862	46.328	35.138	181.8	9:00:27.833





Hungaroring
Clio Cup Series
Collective Test 1
Lap Analysis

CLIO CUP

SERIES

82 Jacopo Guiseppa Cimenas EUR & ITA **93** Lantos Szabolcs EUR & ITA
 CHA ESSECORSE CHA Carpek Racing

Lap D	Time	Sector 1	Sector 2	Sector 3	T. Spd	Elapsed	Lap D	Time	Sector 1	Sector 2	Sector 3	T. Spd	Elapsed
1	8:32:47.119	8:31:15.855	52.860	38.404		8:32:47.119	1	8:32:50.810	8:31:22.937	51.170	36.703		8:32:50.810
2	2:12.172	47.756	49.021	35.395	181.2	8:34:59.291	2	2:10.482	47.633	47.529	35.320	177.6	8:35:01.292
3	2:07.879	46.155	46.444	35.280	183.0	8:37:07.170	3	2:07.735	46.078	46.401	35.256	180.0	8:37:09.027
4	2:07.138	45.798	46.216	35.124	181.5	8:39:14.308	4	2:07.345	46.082	46.139	35.124	180.3	8:39:16.372
5	2:07.146	45.680	46.309	35.157	181.2	8:41:21.454	5	2:06.804	45.690	45.915	35.199	181.2	8:41:23.176
6	2:07.254	45.903	46.202	35.149	180.9	8:43:28.708	6	2:07.126	46.008	45.885	35.233	181.8	8:43:30.302
7	2:07.257	45.611	46.110	35.536	181.8	8:45:35.965	7	2:06.539	45.878	45.784	34.877	180.3	8:45:36.841
8	2:07.333	45.661	46.305	35.367	183.0	8:47:43.298	8	2:07.037	45.981	45.884	35.172	182.1	8:47:43.878
9	2:06.669	45.538	45.939	35.192	181.2	8:49:49.967	9	2:06.718	45.824	45.779	35.115	180.6	8:49:50.596
10	2:06.751	45.500	46.189	35.062	181.5	8:51:56.718	10	2:17.568 P	46.456	49.061	42.051	180.3	8:52:08.164
11	2:06.873	45.649	45.996	35.228	182.7	8:54:03.591	11	4:08.828	2:46.323	47.401	35.104		8:56:16.992
12	2:07.325	45.943	45.837	35.545	183.3	8:56:10.916	12	2:06.189	45.220	45.752	35.217	183.3	8:58:23.181
13	2:06.447	45.479	45.940	35.028	186.2	8:58:17.363	13	2:06.722	45.921	45.930	34.871	183.0	9:00:29.903
14	2:07.150	45.853	46.050	35.247	182.7	9:00:24.513							

85 Benjamin Cauvas EUR **99** Guillaume Maio EUR & MID
 RAC GPA Racing CHA GM Sport

Lap D	Time	Sector 1	Sector 2	Sector 3	T. Spd	Elapsed	Lap D	Time	Sector 1	Sector 2	Sector 3	T. Spd	Elapsed
1	8:33:25.033	8:31:46.258	59.101	39.674		8:33:25.033	1	8:33:01.190	8:31:29.739	54.653	36.798		8:33:01.190
2	2:14.496	47.903	49.534	37.059	177.9	8:35:39.529	2	2:42.787 P	47.213	1:02.386	53.188	173.9	8:35:43.977

101 Tomas Pekar EUR & MID
 Carpek Racing

Lap D	Time	Sector 1	Sector 2	Sector 3	T. Spd	Elapsed	Lap D	Time	Sector 1	Sector 2	Sector 3	T. Spd	Elapsed
1	8:32:48.962	8:31:21.822	50.204	36.936		8:32:48.962	1	8:32:48.962	8:31:21.822	50.204	36.936		8:32:48.962
2	2:08.381	46.565	46.757	35.059	176.1	8:34:57.343	2	2:08.381	46.565	46.757	35.059	176.1	8:34:57.343
3	2:06.374	45.498	45.847	35.029	182.1	8:37:03.717	3	2:06.374	45.498	45.847	35.029	182.1	8:37:03.717
4	2:06.774	45.351	45.722	35.698	182.1	8:39:10.488	4	2:06.774	45.351	45.722	35.698	182.1	8:39:10.488
5	2:06.208	45.826	45.551	34.831	181.8	8:41:16.696	5	2:06.208	45.826	45.551	34.831	181.8	8:41:16.696
6	2:06.643	45.297	45.863	35.483	183.0	8:43:23.339	6	2:06.643	45.297	45.863	35.483	183.0	8:43:23.339
7	2:05.922	45.259	45.690	34.973	182.1	8:45:29.261	7	2:05.922	45.259	45.690	34.973	182.1	8:45:29.261
8	2:05.819	45.264	45.761	34.794	183.9	8:47:35.080	8	2:05.819	45.264	45.761	34.794	183.9	8:47:35.080
9	2:05.710	45.269	45.550	34.891	179.7	8:49:40.790	9	2:05.710	45.269	45.550	34.891	179.7	8:49:40.790
10	2:15.470 P	45.407	45.715	44.348	180.6	8:51:56.260	10	2:15.470 P	45.407	45.715	44.348	180.6	8:51:56.260
11	4:20.149	2:57.806	47.082	35.261		8:56:16.409	11	4:20.149	2:57.806	47.082	35.261		8:56:16.409
12	2:06.502	45.261	45.707	35.534	179.4	8:58:22.911	12	2:06.502	45.261	45.707	35.534	179.4	8:58:22.911
13	2:05.980	45.546	45.708	34.726	180.3	9:00:28.891	13	2:05.980	45.546	45.708	34.726	180.3	9:00:28.891

107 Cristian Ricciarini EUR & ITA
 ESSECORSE

Lap D	Time	Sector 1	Sector 2	Sector 3	T. Spd	Elapsed	Lap D	Time	Sector 1	Sector 2	Sector 3	T. Spd	Elapsed
1	8:32:46.234	8:31:14.433	53.015	38.786		8:32:46.234	1	8:32:46.234	8:31:14.433	53.015	38.786		8:32:46.234
2	2:08.704	46.782	46.653	35.269	181.2	8:34:54.938	2	2:08.704	46.782	46.653	35.269	181.2	8:34:54.938
3	2:06.669	45.955	45.640	35.074	182.7	8:37:01.607	3	2:06.669	45.955	45.640	35.074	182.7	8:37:01.607
4	2:15.142 P	46.120	46.230	42.792	183.0	8:39:16.749	4	2:15.142 P	46.120	46.230	42.792	183.0	8:39:16.749
5	3:30.098	2:08.915	46.089	35.094		8:42:46.847	5	3:30.098	2:08.915	46.089	35.094		8:42:46.847
6	2:06.608	45.958	45.681	34.969	180.3	8:44:53.455	6	2:06.608	45.958	45.681	34.969	180.3	8:44:53.455
7	2:06.780	45.813	45.800	35.167	179.7	8:47:00.235	7	2:06.780	45.813	45.800	35.167	179.7	8:47:00.235
8	2:06.184	45.572	45.549	35.063	180.6	8:49:06.419	8	2:06.184	45.572	45.549	35.063	180.6	8:49:06.419
9	2:06.455	45.813	45.640	35.002	180.0	8:51:12.874	9	2:06.455	45.813	45.640	35.002	180.0	8:51:12.874
10	2:06.791	46.070	45.701	35.020	180.0	8:53:19.665	10	2:06.791	46.070	45.701	35.020	180.0	8:53:19.665
11	2:13.839 P	46.188	46.527	41.124	180.3	8:55:33.504	11	2:13.839 P	46.188	46.527	41.124	180.3	8:55:33.504
12	3:55.084	2:33.904	46.008	35.172		8:59:28.588	12	3:55.084	2:33.904	46.008	35.172		8:59:28.588
13	2:06.609	45.588	45.846	35.175	180.9	9:01:35.197	13	2:06.609	45.588	45.846	35.175	180.9	9:01:35.197





Hungaroring
Clio Cup Series
Collective Test 1
Lap Analysis

CLIO CUP
SERIES

113 Adrian Schimpf EUR & ESP **211** Nikola Miljkovic EUR & MID

CHA						AST Competition						CHA						Tempo Racing Team					
Lap	D	Time	Sector 1	Sector 2	Sector 3	T. Spd	Elapsed	Lap	D	Time	Sector 1	Sector 2	Sector 3	T. Spd	Elapsed	Lap	D	Time	Sector 1	Sector 2	Sector 3	T. Spd	Elapsed
1		8:33:05.269	8:31:33.847	54.464	36.958		8:33:05.269	1		8:32:44.287	8:31:13.179	53.404	37.704		8:32:44.287								
2		2:09.575	46.601	47.179	35.795	177.6	8:35:14.844	2		2:09.782	47.500	47.017	35.265	173.6	8:34:54.069								
3		2:09.970	45.881	46.281	36.808	180.0	8:37:23.814	3		2:06.882	45.877	46.082	34.923	179.4	8:37:00.951								
4		2:10.192	45.670	48.419	36.103	180.9	8:39:34.006	4		2:06.959	45.991	45.745	35.223	178.8	8:39:07.910								
5		2:07.536	45.374	46.699	35.463	181.5	8:41:41.542	5		2:07.439	45.846	45.444	36.149	179.4	8:41:15.349								
6		2:06.550	45.363	46.124	35.063	180.9	8:43:48.092	6		2:07.230	45.841	45.460	35.929	182.1	8:43:22.579								
7		2:06.472	45.287	46.073	35.112	182.4	8:45:54.564	7		2:06.119	45.744	45.543	34.832	178.2	8:45:28.698								
8		2:11.150 P	45.550	45.964	39.636	181.8	8:48:05.714	8		2:06.910	45.685	46.283	34.942	180.3	8:47:35.608								
9		3:48.422	2:26.184	46.039	36.199		8:51:54.136	9		2:05.813	45.373	45.565	34.875	181.5	8:49:41.421								
10		2:12.741	45.415	46.578	40.748	183.6	8:54:06.877	10		2:06.004	45.712	45.346	34.946	181.8	8:51:47.425								
11		2:06.734	45.551	46.090	35.093	183.3	8:56:13.611	11		2:06.523	45.664	47.835	35.024	179.7	8:53:55.948								
12		2:06.682	45.278	46.233	35.171	183.3	8:58:20.293	12		2:05.804	45.381	45.375	35.048	183.0	8:56:01.752								
13		2:06.305	45.363	45.845	35.097	181.2	9:00:26.598	13		2:06.947	45.417	45.468	35.062	181.5	8:58:07.699								
14								14		2:14.078	45.750	52.762	35.566	181.2	9:00:21.777								

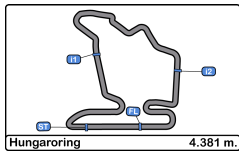
125 Jerzy Spinkiewicz EUR & ITA **333** Gabor Tim EUR & MID

UNIQ Racing						CHA						GM Sport											
Lap	D	Time	Sector 1	Sector 2	Sector 3	T. Spd	Elapsed	Lap	D	Time	Sector 1	Sector 2	Sector 3	T. Spd	Elapsed	Lap	D	Time	Sector 1	Sector 2	Sector 3	T. Spd	Elapsed
1		8:32:52.294 P	8:31:12.296	53.494	46.504		8:32:52.294	1		8:32:59.561	8:31:28.872	53.043	37.646		8:32:59.561								
2		3:09.153	1:45.184	48.203	35.766		8:36:01.447	2		2:07.804	46.327	46.412	35.065	179.1	8:35:07.365								
3		2:08.290	46.249	46.946	35.095	180.0	8:38:09.737	3		2:07.080	46.103	46.012	34.965	180.9	8:37:14.445								
4		2:07.355	45.918	46.256	35.181	179.7	8:40:17.092	4		2:07.985	45.743	47.162	35.080	181.8	8:39:22.430								
5		2:07.386	45.730	46.527	35.129	180.0	8:42:24.478	5		2:06.088	45.678	45.510	34.900	180.3	8:41:28.518								
6		2:06.904	45.665	46.129	35.110	179.7	8:44:31.382	6		2:12.297 P	45.625	45.589	41.083	180.6	8:43:40.815								
7		2:06.656	45.766	45.789	35.101	180.0	8:46:38.038	7		3:32.004	2:11.330	45.583	35.091		8:47:12.819								
8		2:06.558	45.560	45.679	35.319	179.7	8:48:44.596	8		2:06.168	45.683	45.485	35.000	179.7	8:49:18.987								
9		2:06.836	45.650	46.008	35.178	179.7	8:50:51.432	9		2:05.973	45.611	45.391	34.971	179.4	8:51:24.960								
10		2:22.039 P	52.228	48.582	41.229	180.0	8:53:13.471	10		2:06.079	45.593	45.535	34.951	179.1	8:53:31.039								
11		3:04.247	1:41.895	47.099	35.253		8:56:17.718	11		2:06.209	45.611	45.516	35.082	179.4	8:55:37.248								
12		2:06.116	45.313	45.665	35.138	183.9	8:58:23.834	12		2:11.443	47.100	47.949	36.394	179.1	8:57:48.691								
13		2:06.719	45.652	45.943	35.124	183.9	9:00:30.553	13		2:06.558	45.726	45.813	35.019	180.0	8:59:55.249								
14								14		2:06.309	45.747	45.600	34.962	178.8	9:02:01.558								

199 Alejandro Schimpf EUR & ESP **558** Pierre Bredeaux EUR

CHA						AST Competition						CHA						Comte Racing Team					
Lap	D	Time	Sector 1	Sector 2	Sector 3	T. Spd	Elapsed	Lap	D	Time	Sector 1	Sector 2	Sector 3	T. Spd	Elapsed	Lap	D	Time	Sector 1	Sector 2	Sector 3	T. Spd	Elapsed
1		8:33:05.833	8:31:35.497	53.503	36.833		8:33:05.833	1		8:32:56.333	8:31:24.232	50.550	41.551		8:32:56.333								
2		2:10.053	46.596	47.654	35.803	179.1	8:35:15.886	2		2:09.154	46.895	46.735	35.524	177.3	8:35:05.487								
3		2:08.409	45.839	46.833	35.737	181.8	8:37:24.295	3		2:07.021	45.855	46.285	34.881	181.2	8:37:12.508								
4		2:07.840	45.698	46.767	35.345	182.7	8:39:32.105	4		2:07.442	46.139	46.055	35.248	181.5	8:39:19.950								
5		2:07.180	45.641	46.255	35.284	180.0	8:41:39.285	5		2:06.127	45.627	45.700	34.800	181.5	8:41:26.077								
6		2:06.889	45.568	46.295	35.026	180.9	8:43:46.174	6		2:06.507	45.448	45.419	34.640	182.4	8:43:31.584								
7		2:16.492 P	48.677	46.270	41.545	181.5	8:46:02.666	7		2:13.556 P	46.081	45.689	41.786	184.3	8:45:45.140								
8		3:41.730	2:19.602	46.599	35.529		8:49:44.396	8		4:08.331	2:33.283	46.545	48.503		8:49:53.471								
9		2:08.936	45.914	46.201	36.821	181.2	8:51:53.332	9		2:05.807	45.356	45.647	34.804	184.6	8:51:59.278								
10		2:07.274	45.809	46.124	35.338	181.5	8:54:00.603	10		2:06.799	45.267	45.693	34.839	181.8	8:54:05.077								
11		2:10.873	45.905	46.514	38.454	180.9	8:56:11.476	11		2:05.662	45.419	45.285	34.958	183.3	8:56:10.739								
12		2:13.548 P	45.607	46.038	41.903	184.9	8:58:25.024	12		2:05.760	45.386	45.488	34.886	183.0	8:58:16.499								
								13		2:18.084	47.518	46.732	43.834	139.8	9:00:34.583								





Hungaroring
Clio Cup Series
Collective Test 1

CLIO CUP
SERIES

Best Sectors Results

Sector - 1				Sector - 2				Sector - 3				Ideal Lap vs Best Lap			
Clas	Nº	Driver	Time	Nº	Driver	Time	Nº	Driver	Time	Clas	Nº	Driver	Ideal Lap	Best Lap	Clas
1	1	Anthony Jurado	45.009	12	Gabriele Torelli	45.196	91	Luca Franca	34.622	1	1	Anthony Jurado	2:05.015	2:05.301	3
2	5	Nicolas Milan	45.012	558	Pierre Bredeaux	45.285	558	Pierre Bredeaux	34.640	2	12	Gabriele Torelli	2:05.097	2:05.208	1
3	91	Luca Franca	45.115	1	Anthony Jurado	45.294	5	Nicolas Milan	34.671	3	5	Nicolas Milan	2:05.106	2:05.246	2
4	15	David Pouget	45.125	211	Nikola Miljkovic	45.346	1	Anthony Jurado	34.712	4	558	Pierre Bredeaux	2:05.192	2:05.662	6
5	12	Gabriele Torelli	45.170	15	David Pouget	45.357	101	Tomas Pekar	34.726	5	15	David Pouget	2:05.257	2:05.656	5
6	93	Lantos Szabolcs	45.220	333	Gabor Tim	45.391	12	Gabriele Torelli	34.731	6	91	Luca Franca	2:05.370	2:05.643	4
7	10	Tomas Pekar	45.259	5	Nicolas Milan	45.423	15	David Pouget	34.775	7	101	Tomas Pekar	2:05.535	2:05.710	7
8	55	Pierre Bredeaux	45.267	107	Cristian Ricciarini	45.549	211	Nikola Miljkovic	34.832	8	211	Nikola Miljkovic	2:05.551	2:05.804	8
9	11	Adrian Schimpf	45.278	101	Tomas Pekar	45.550	93	Lantos Szabolcs	34.871	9	93	Lantos Szabolcs	2:05.843	2:06.189	12
10	12	Jerzy Spinkiewicz	45.313	91	Luca Franca	45.633	333	Gabor Tim	34.900	10	333	Gabor Tim	2:05.884	2:05.973	9
11	21	Nikola Miljkovic	45.373	125	Jerzy Spinkiewicz	45.665	43	Damiano Puccetti	34.965	11	125	Jerzy Spinkiewicz	2:06.073	2:06.116	10
12	60	Leonardo Arduini	45.402	93	Lantos Szabolcs	45.752	107	Cristian Ricciarini	34.969	12	107	Cristian Ricciarini	2:06.090	2:06.184	11
13	9	Andreas Stucki	45.417	60	Leonardo Arduini	45.774	85	Benjamin Cauvas	35.017	13	113	Adrian Schimpf	2:06.186	2:06.305	13
14	16	Lionel Viguier	45.421	43	Damiano Puccetti	45.808	199	Alejandro Schimpf	35.026	14	60	Leonardo Arduini	2:06.314	2:06.782	16
15	55	René Steemetz	45.431	82	Jacopo Guiseppe Cimenos	45.837	82	Jacopo Guiseppe Cimenos	35.028	15	82	Jacopo Guiseppe Cimenos	2:06.344	2:06.447	14
16	85	Benjamin Cauvas	45.476	113	Adrian Schimpf	45.845	16	Lionel Viguier	35.057	16	9	Andreas Stucki	2:06.530	2:06.690	15
17	82	Jacopo Guiseppe Cimenos	45.479	9	Andreas Stucki	45.964	113	Adrian Schimpf	35.063	17	43	Damiano Puccetti	2:06.583	2:07.216	19
18	19	Alejandro Schimpf	45.568	199	Alejandro Schimpf	46.038	125	Jerzy Spinkiewicz	35.095	18	199	Alejandro Schimpf	2:06.632	2:08.409	24
19	10	Cristian Ricciarini	45.572	51	Henrik Seibel	46.240	60	Leonardo Arduini	35.138	19	16	Lionel Viguier	2:06.785	2:07.054	17
20	33	Gabor Tim	45.593	16	Lionel Viguier	46.307	9	Andreas Stucki	35.149	20	55	René Steemetz	2:07.022	2:07.344	20
21	43	Damiano Puccetti	45.810	55	René Steemetz	46.354	55	René Steemetz	35.237	21	85	Benjamin Cauvas	2:07.083	2:07.188	18
22	21	Stephan Polderman	45.844	85	Benjamin Cauvas	46.590	3	Daniel Nyffeler	35.341	22	51	Henrik Seibel	2:07.861	2:08.103	21
23	3	Daniel Nyffeler	45.848	21	Stephan Polderman	46.611	21	Stephan Polderman	35.449	23	21	Stephan Polderman	2:07.904	2:08.172	22
24	51	Henrik Seibel	45.993	3	Daniel Nyffeler	46.881	51	Henrik Seibel	35.628	24	3	Daniel Nyffeler	2:08.070	2:08.327	23
25	99	Guillaume Maio	47.213	99	Guillaume Maio	54.653	99	Guillaume Maio	36.798	25	99	Guillaume Maio	2:18.664	2:42.787	25





Hungaroring
Clio Cup Series
Collective Test 1
Best 5 Lap Times

CLIO CUP

SERIES

Cls	N°	Driver	Nat	Cat	Cls	Team	Nat	Group	Best 1		Best 2		Best 3		Best 4		Best 5	
									Time	Lap	Time	Lap	Time	Lap	Time	Lap	Time	Lap
1	12	Gabriele Torelli	ITA			Rangoni Corse	ITA	EUR & MID	2:05.208	7	2:05.302	11	2:05.483	12	2:05.579	6	2:05.683	10
2	5	Nicolas Milan	FRA			Milan Competition	FRA	EUR & FRA	2:05.246	11	2:05.261	9	2:05.486	7	2:05.552	8	2:05.557	6
3	1	Anthony Jurado	FRA			Milan Competition	FRA	EUR & MID	2:05.301	6	2:05.313	14	2:05.416	13	2:05.511	11	2:05.616	8
4	91	Luca Franca	ITA	RAC	1	MC Motortecnica	ITA	EUR & ITA	2:05.643	4	2:06.377	3	2:08.549	2	2:08.595	6		
5	15	David Pouget	FRA			GPA Racing	FRA	EUR & FRA	2:05.656	11	2:05.783	7	2:05.788	8	2:05.827	13	2:05.969	12
6	558	Pierre Bredeaux	FRA	CHA	1	Comte Racing Team	FRA	EUR	2:05.662	11	2:05.760	12	2:05.807	9	2:06.127	5	2:07.021	3
7	101	Tomas Pekar	CZE			Carpek Racing	CZE	EUR & MID	2:05.710	9	2:05.819	8	2:05.922	7	2:05.980	13	2:06.208	5
8	211	Nikola Miljkovic	SRB	CHA	2	Tempo Racing Team	SRB	EUR & MID	2:05.804	12	2:05.813	9	2:06.004	10	2:06.119	7	2:06.882	3
9	333	Gabor Tim	HUN	CHA	3	GM Sport	HUN	EUR & MID	2:05.973	9	2:06.079	10	2:06.088	5	2:06.168	8	2:06.209	11
10	125	Jerzy Spinkiewicz	POL			UNIQ Racing	POL	EUR & ITA	2:06.116	12	2:06.558	8	2:06.656	7	2:06.719	13	2:06.836	9
11	107	Cristian Ricciarini	ITA			ESSECORSE	ITA	EUR & ITA	2:06.184	8	2:06.455	9	2:06.608	6	2:06.609	13	2:06.669	3
12	93	Lantos Szabolcs	CZE	CHA	4	Carpek Racing	CZE	MID	2:06.189	12	2:06.539	7	2:06.718	9	2:06.722	13	2:06.804	5
13	113	Adrian Schimpf	ESP	CHA	5	AST Competition	ESP	EUR & ESP	2:06.305	13	2:06.472	7	2:06.550	6	2:06.682	12	2:06.734	11
14	82	Jacopo Guiseppe	ITA	CHA	6	ESSECORSE	ITA	EUR & ITA	2:06.447	13	2:06.669	9	2:06.751	10	2:06.873	11	2:07.138	4
15	9	Andreas Stucki	CHE			Stucki Motorsport	CHE	MID	2:06.690	13	2:06.843	7	2:06.866	12	2:07.291	9	2:08.098	4
16	60	Leonardo Arduini	ITA	CHA	7	MC Motortecnica	ITA	EUR & ITA	2:06.782	12	2:06.898	11	2:07.203	5	2:07.305	10	2:07.777	3
17	16	Lionel Viguier	FRA	RAC	2	T2CM	FRA	EUR & FRA	2:07.054	13	2:07.458	8	2:07.536	7	2:07.719	12	2:07.784	6
18	85	Benjamin Cauvas	FRA	RAC	3	GPA Racing	FRA	EUR	2:07.188	13	2:07.524	11	2:08.239	7	2:08.675	10	2:09.406	6
19	43	Damiano Puccetti	ITA	CHA	8	Rangoni Corse	ITA	EUR & MID	2:07.216	6	2:07.256	11	2:07.348	10	2:07.404	9	2:08.050	4
20	55	René Steemetz	NLD	RAC	4	AST Competition	ESP	EUR & MID	2:07.344	10	2:07.452	13	2:07.637	8	2:08.022	9	2:08.049	11
21	51	Henrik Seibel	DEU	CHA	9	Carpek Racing	CZE	MID	2:08.103	11	2:08.344	10	2:08.513	6	2:08.631	12	2:08.669	9
22	21	Stephan Polderman	NLD	RAC	5	AST Competition	ESP	EUR & MID	2:08.172	13	2:08.357	11	2:08.399	9	2:08.525	10	2:08.698	8
23	3	Daniel Nyffeler	CHE	CHA	10	Stucki Motorsport	CHE	MID	2:08.327	12	2:08.453	13	2:08.471	6	2:08.808	7	2:09.068	11
24	199	Alejandro Schimpf	ESP	CHA	11	AST Competition	ESP	EUR & ESP	2:08.409	3	2:10.873	11	2:13.548	12	2:16.492	7		
25	99	Guillaume Maio	FRA	CHA	12	GM Sport	FRA	EUR & MID	2:42.787	2								





Hungaroring
Clio Cup Series
Collective Test 1
Best 5 Top Speeds

CLIO CUP

SERIES

Clas	N°	Driver	Nat	Cat	Cls	Team	Nat	Group	Top 1		Top 2		Top 3		Top 4		Top 5		Avg
									Km/h	Lap	Km/h	Lap	Km/h	Lap	Km/h	Lap	Km/h	Lap	
1	82	Jacopo Guisepe	ITA	CHA	1	ESSECORSE	ITA	EUR & ITA	186.2	13	183.3	12	183.0	3	183.0	8	182.7	11	183.6
2	1	Anthony Jurado	FRA			Milan Competition	FRA	EUR & MID	185.8	3	185.5	4	184.9	12	184.6	11	184.3	13	185.0
3	60	Leonardo Arduini	ITA	CHA	2	MC Motortecnica	ITA	EUR & ITA	185.5	10	183.6	7	183.6	8	183.3	3	182.4	6	183.7
4	55	René Steemetz	NLD	RAC	1	AST Competition	ESP	EUR & MID	185.2	11	184.9	8	183.6	13	183.3	5	183.3	9	184.1
5	199	Alejandro Schimpf	ESP	CHA	3	AST Competition	ESP	EUR & ESP	184.9	12	182.7	4	181.8	3	181.5	7	181.5	10	182.5
6	5	Nicolas Milan	FRA			Milan Competition	FRA	EUR & FRA	184.6	10	183.9	14	183.6	4	183.3	6	183.0	5	183.7
7	558	Pierre Bredeaux	FRA	CHA	4	Comte Racing Team	FRA	EUR	184.6	9	184.3	7	183.3	11	183.0	12	182.4	6	183.5
8	15	David Pouget	FRA			GPA Racing	FRA	EUR & FRA	183.9	3	183.9	11	183.6	5	183.0	12	182.7	8	183.4
9	101	Tomas Pekar	CZE			Carpek Racing	CZE	EUR & MID	183.9	8	183.0	6	182.1	3	182.1	4	182.1	7	182.6
10	125	Jerzy Spinkiewicz	POL			UNIQ Racing	POL	EUR & ITA	183.9	12	183.9	13	180.0	3	180.0	5	180.0	7	181.5
11	12	Gabriele Torelli	ITA			Rangoni Corse	ITA	EUR & MID	183.6	4	182.7	10	182.1	5	182.1	11	181.8	3	182.4
12	21	Stephan Polderman	NLD	RAC	2	AST Competition	ESP	EUR & MID	183.6	13	183.0	7	181.5	5	181.2	3	181.2	9	182.1
13	91	Luca Franca	ITA	RAC	3	MC Motortecnica	ITA	EUR & ITA	183.6	3	183.6	4	183.0	6	182.1	5	179.7	2	182.4
14	113	Adrian Schimpf	ESP	CHA	5	AST Competition	ESP	EUR & ESP	183.6	10	183.3	11	183.3	12	182.4	7	181.8	8	182.9
15	43	Damiano Puccetti	ITA	CHA	6	Rangoni Corse	ITA	EUR & MID	183.3	5	181.5	13	181.2	10	181.2	12	180.9	4	181.6
16	93	Lantos Szabolcs	CZE	CHA	7	Carpek Racing	CZE	MID	183.3	12	183.0	13	182.1	8	181.8	6	181.2	5	182.3
17	3	Daniel Nyffeler	CHE	CHA	8	Stucki Motorsport	CHE	MID	183.0	4	180.6	12	180.0	6	179.7	3	179.7	10	180.6
18	107	Cristian Ricciarini	ITA			ESSECORSE	ITA	EUR & ITA	183.0	4	182.7	3	181.2	2	180.9	13	180.6	8	181.7
19	211	Nikola Miljkovic	SRB	CHA	9	Tempo Racing Team	SRB	EUR & MID	183.0	12	182.1	6	181.8	10	181.5	9	181.5	13	182.0
20	85	Benjamin Cauvas	FRA	RAC	4	GPA Racing	FRA	EUR	182.1	13	180.6	11	180.3	12	179.7	4	179.7	7	180.4
21	16	Lionel Viguiet	FRA	RAC	5	T2CM	FRA	EUR & FRA	181.8	8	181.5	4	181.2	3	181.2	5	181.2	6	181.3
22	333	Gabor Tim	HUN	CHA	10	GM Sport	FRA	EUR & MID	181.8	4	180.9	3	180.6	6	180.3	5	180.0	13	180.7
23	9	Andreas Stucki	CHE			Stucki Motorsport	CHE	MID	181.5	6	181.5	13	180.9	9	180.6	12	180.3	8	180.9
24	51	Henrik Seibel	DEU	CHA	11	Carpek Racing	CZE	MID	180.0	11	179.7	12	179.4	4	179.4	5	179.4	13	179.5
25	99	Guillaume Maio	FRA	CHA	12	GM Sport	FRA	EUR & MID	173.9	2									173.9





Hungaroring
Clio Cup Series
Collective Test 1

CLIO CUP

SERIES

Fastest Laps Sequence

Lap	Time of Day	Session Time	N° Driver	Nat	Cat	Team	Nat	Group	Time	Km/h
2	8:34:54.938	4:54.938	107 Cristian Ricciarini	ITA		ESSECORSE	ITA	EUR & ITA	2:08.704	122.5
2	8:34:55.940	4:55.940	12 Gabriele Torelli	ITA		Rangoni Corse	ITA	EUR & MID	2:07.660	123.5
3	8:37:00.951	7:00.951	211 Nikola Miljkovic	SRB	CHA	Tempo Racing Team	SRB	EUR & MID	2:06.882	124.3
3	8:37:01.607	7:01.607	107 Cristian Ricciarini	ITA		ESSECORSE	ITA	EUR & ITA	2:06.669	124.5
3	8:37:02.072	7:02.072	12 Gabriele Torelli	ITA		Rangoni Corse	ITA	EUR & MID	2:06.132	125.0
4	8:39:10.117	9:10.117	91 Luca Franca	ITA	RAC	MC Motortechnica	ITA	EUR & ITA	2:05.643	125.5
6	8:43:20.450	13:20.450	12 Gabriele Torelli	ITA		Rangoni Corse	ITA	EUR & MID	2:05.579	125.5
6	8:43:52.153	13:52.153	1 Anthony Jurado	FRA		Milan Competition	FRA	EUR & MID	2:05.301	125.8
7	8:45:25.658	15:25.658	12 Gabriele Torelli	ITA		Rangoni Corse	ITA	EUR & MID	2:05.208	125.9





Hungaroring
Clio Cup Series
Collective Test 1

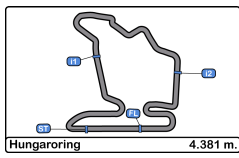
CLIO CUP

SERIES

Event Best Maximum Speed

N°	Driver	Nat	Cat	Clas	Team	Nat	Group	Km/h	Session
82	Jacopo Guiseppe		ITA	CHA 1	ESSECORSE		EUR & ITA	186.2	Collective Test 1
1	Anthony Jurado		FRA		Milan Competition		EUR & MID	185.8	Collective Test 1
60	Leonardo Arduini		ITA	CHA 2	MC Motortecnica		EUR & ITA	185.5	Collective Test 1
55	René Steemetz		NLD	RAC 1	AST Competition		EUR & MID	185.2	Collective Test 1
199	Alejandro Schimpf		ESP	CHA 3	AST Competition		EUR & ESP	184.9	Collective Test 1
558	Pierre Bredeaux		FRA	CHA 4	Comte Racing Team		EUR	184.6	Collective Test 1
5	Nicolas Milan		FRA		Milan Competition		EUR & FRA	184.6	Collective Test 1
15	David Pouget		FRA		GPA Racing		EUR & FRA	183.9	Collective Test 1
101	Tomas Pekar		CZE		Carpek Racing		EUR & MID	183.9	Collective Test 1
125	Jerzy Spinkiewicz		POL		UNIQ Racing		EUR & ITA	183.9	Collective Test 1
12	Gabriele Torelli		ITA		Rangoni Corse		EUR & MID	183.6	Collective Test 1
91	Luca Franca		ITA	RAC 2	MC Motortecnica		EUR & ITA	183.6	Collective Test 1
113	Adrian Schimpf		ESP	CHA 5	AST Competition		EUR & ESP	183.6	Collective Test 1
21	Stephan Polderman		NLD	RAC 3	AST Competition		EUR & MID	183.6	Collective Test 1
43	Damiano Puccetti		ITA	CHA 6	Rangoni Corse		EUR & MID	183.3	Collective Test 1
93	Lantos Szabolcs		CZE	CHA 7	Carpek Racing		MID	183.3	Collective Test 1
107	Cristian Ricciarini		ITA		ESSECORSE		EUR & ITA	183.0	Collective Test 1
3	Daniel Nyffeler		CHE	CHA 8	Stucki Motorsport		MID	183.0	Collective Test 1
211	Nikola Miljkovic		SRB	CHA 9	Tempo Racing Team		EUR & MID	183.0	Collective Test 1
85	Benjamin Cauvas		FRA	RAC 4	GPA Racing		EUR	182.1	Collective Test 1
333	Gabor Tim		HUN	CHA 10	GM Sport		EUR & MID	181.8	Collective Test 1
16	Lionel Viguier		FRA	RAC 5	T2CM		EUR & FRA	181.8	Collective Test 1
9	Andreas Stucki		CHE		Stucki Motorsport		MID	181.5	Collective Test 1
51	Henrik Seibel		DEU	CHA 11	Carpek Racing		MID	180.0	Collective Test 1
99	Guillaume Maio		FRA	CHA 12	GM Sport		EUR & MID	173.9	Collective Test 1





Hungaroring
Clio Cup Series
Collective Test 1
Pit Stop Analysis

CLIO CUP

SERIES

9 Andreas Stucki MID
 Stucki Motorsport

N°	In Day Time	In Time	Out Time	Pit Time	T. Pit Time	Handicap	Diff.
1	8:52:29.966	8:52:29.966	8:54:57.374	2:27.408	2:27.408		

12 Gabriele Torelli EUR & MID
 Rangoni Corse

N°	In Day Time	In Time	Out Time	Pit Time	T. Pit Time	Handicap	Diff.
1	8:47:32.062	8:47:32.062	8:49:46.098	2:14.036	2:14.036		

15 David Pouget EUR & FRA
 GPA Racing

N°	In Day Time	In Time	Out Time	Pit Time	T. Pit Time	Handicap	Diff.
1	8:50:23.228	8:50:23.228	8:52:16.884	1:53.656	1:53.656		

16 Lionel Viguier EUR & FRA
 RAC T2CM

N°	In Day Time	In Time	Out Time	Pit Time	T. Pit Time	Handicap	Diff.
1	8:52:43.540	8:52:43.540	8:54:52.538	2:08.998	2:08.998		

21 Stephan Polderman EUR & MID
 RAC AST Competition

N°	In Day Time	In Time	Out Time	Pit Time	T. Pit Time	Handicap	Diff.
1	8:42:00.465	8:42:00.465	8:43:27.045	1:26.580	1:26.580		

55 René Steemetz EUR & MID
 RAC AST Competition

N°	In Day Time	In Time	Out Time	Pit Time	T. Pit Time	Handicap	Diff.
1	8:41:58.790	8:41:58.790	8:43:25.884	1:27.094	1:27.094		

60 Leonardo Arduini EUR & ITA
 CHA MC Motortecnica

N°	In Day Time	In Time	Out Time	Pit Time	T. Pit Time	Handicap	Diff.
1	8:47:51.047	8:47:51.047	8:49:47.455	1:56.408	1:56.408		

85 Benjamin Cauvas EUR
 RAC GPA Racing

N°	In Day Time	In Time	Out Time	Pit Time	T. Pit Time	Handicap	Diff.
1	8:48:47.827	8:48:47.827	8:50:33.971	1:46.144	1:46.144		

93 Lantos Szabolcs MID
 CHA Carpek Racing

N°	In Day Time	In Time	Out Time	Pit Time	T. Pit Time	Handicap	Diff.
1	8:52:05.395	8:52:05.395	8:54:02.876	1:57.481	1:57.481		

101 Tomas Pekar EUR & MID
 Carpek Racing

N°	In Day Time	In Time	Out Time	Pit Time	T. Pit Time	Handicap	Diff.
1	8:51:52.784	8:51:52.784	8:54:02.314	2:09.530	2:09.530		

107 Cristian Ricciarini EUR & ITA
 ESSECORSE

N°	In Day Time	In Time	Out Time	Pit Time	T. Pit Time	Handicap	Diff.
1	8:39:13.955	8:39:13.955	8:40:42.230	1:28.275	1:28.275		
2	8:55:30.293	8:55:30.293	8:57:23.378	1:53.085	3:21.360		

113 Adrian Schimpf EUR & ESP
 CHA AST Competition

N°	In Day Time	In Time	Out Time	Pit Time	T. Pit Time	Handicap	Diff.
1	8:48:02.807	8:48:02.807	8:49:49.299	1:46.492	1:46.492		

125 Jerzy Spinkiewicz EUR & ITA
 UNIQ Racing

N°	In Day Time	In Time	Out Time	Pit Time	T. Pit Time	Handicap	Diff.
1	8:32:49.405	8:32:49.405	8:33:53.018	1:03.613	1:03.613		
2	8:53:10.607	8:53:10.607	8:54:04.094	53.487	1:57.100		

199 Alejandro Schimpf EUR & ESP
 CHA AST Competition

N°	In Day Time	In Time	Out Time	Pit Time	T. Pit Time	Handicap	Diff.
1	8:45:59.408	8:45:59.408	8:47:37.545	1:38.137	1:38.137		

333 Gabor Tim EUR & MID
 CHA GM Sport

N°	In Day Time	In Time	Out Time	Pit Time	T. Pit Time	Handicap	Diff.
1	8:43:37.892	8:43:37.892	8:45:09.023	1:31.131	1:31.131		

558 Pierre Bredeaux EUR
 CHA Comte Racing Team

N°	In Day Time	In Time	Out Time	Pit Time	T. Pit Time	Handicap	Diff.
1	8:45:39.476	8:45:39.476	8:47:35.247	1:55.771	1:55.771		

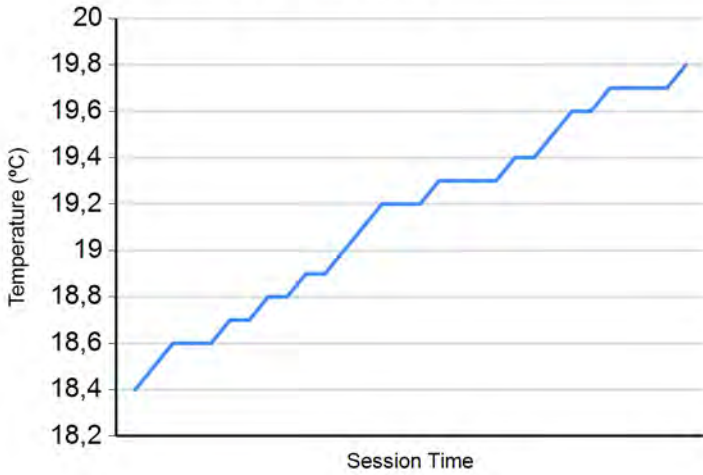




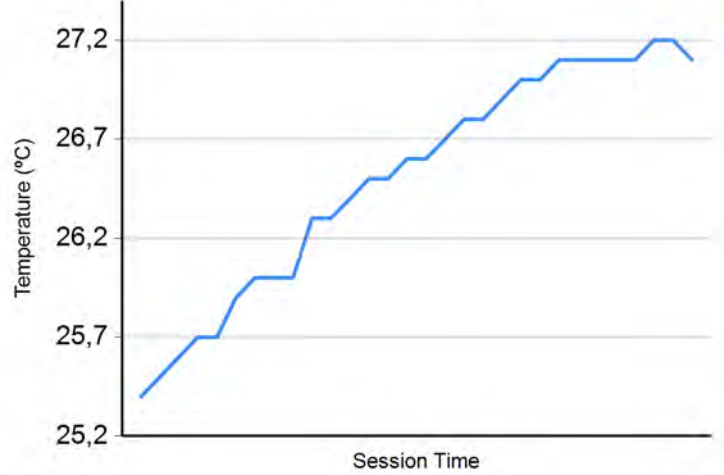
Hungaroring
Clio Cup Series
Collective Test 1
Weather Report

CLIO CUP SERIES

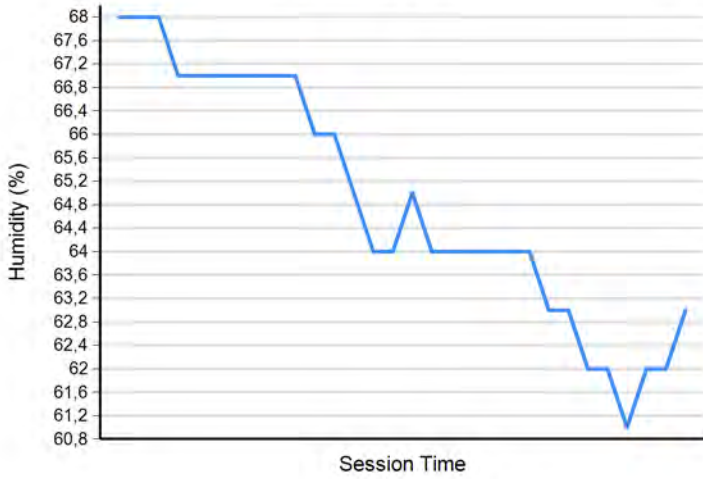
Air Temperature



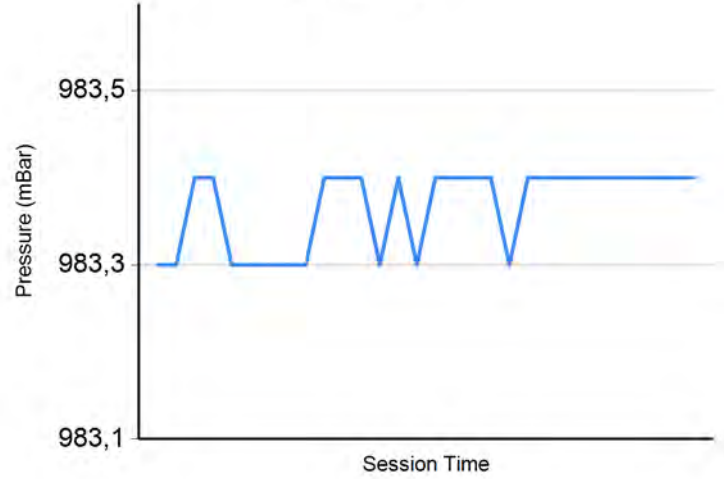
Track Temperature



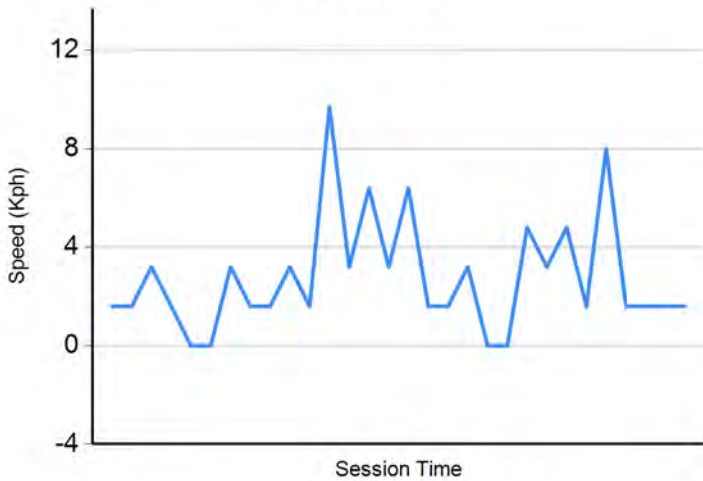
Humidity



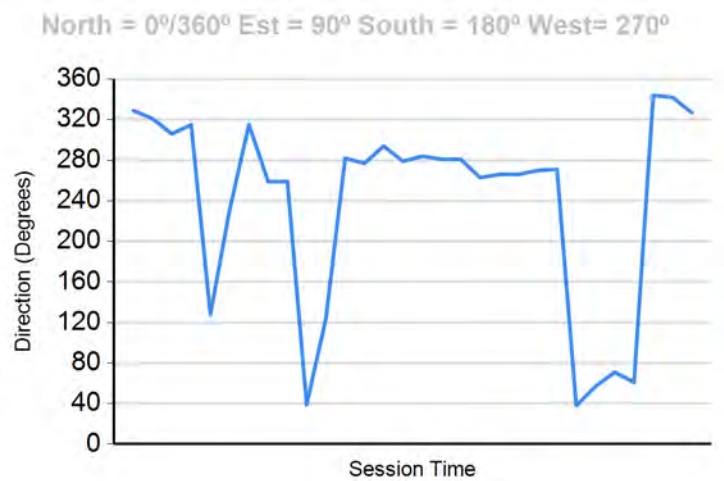
Pressure



Wind Speed



Wind direction





Hungaroring
Clio Cup Series
Collective Test 2
Provisional Results

CLIO CUP SERIES

Clas	Nº	Driver	Nat	Cat	Clas	Team	Nat	Class	Clas	Laps	Best	Time	Gap	Interval	Km/h
1	12	Gabriele Torelli	ITA			Rangoni Corse	ITA	EUR & MID	1	12	7	2:05.512			125.6
2	15	David Pouget	FRA			GPA Racing	FRA	EUR & FRA	1	13	4	2:05.831	0.319	0.319	125.3
3	558	Pierre Bredeaux	FRA	CHA	1	Comte Racing Team	FRA	EUR	1	13	4	2:06.091	0.579	0.260	125.0
4	5	Nicolas Milan	FRA			Milan Competition	FRA	EUR & FRA	2	14	6	2:06.179	0.667	0.088	124.9
5	101	Tomas Pekar	CZE			Carpek Racing	CZE	EUR & MID	2	13	4	2:06.180	0.668	0.001	124.9
6	1	Anthony Jurado	FRA			Milan Competition	FRA	EUR & MID	3	14	7	2:06.192	0.680	0.012	124.9
7	125	Jerzy Spinkiewicz	POL			UNIQ Racing	POL	EUR & ITA	1	11	9	2:06.244	0.732	0.052	124.9
8	211	Nikola Miljkovic	SRB	CHA	2	Tempo Racing Team	SRB	EUR & MID	4	13	12	2:06.549	1.037	0.305	124.6
9	16	Lionel Viguier	FRA	RAC	1	T2CM	FRA	EUR & FRA	3	13	4	2:06.600	1.088	0.051	124.5
10	82	Jacopo Guiseppe Cimenos	ITA	CHA	3	ESSECORSE	ITA	EUR & ITA	2	13	12	2:06.657	1.145	0.057	124.5
11	113	Adrian Schimpf	ESP	CHA	4	AST Competition	ESP	EUR & ESP	1	11	10	2:06.706	1.194	0.049	124.4
12	43	Damiano Puccetti	ITA	CHA	5	Rangoni Corse	ITA	EUR & MID	5	13	9	2:06.801	1.289	0.095	124.3
13	91	Luca Franca	ITA	RAC	2	MC Motorcnica	ITA	EUR & ITA	3	10	5	2:06.816	1.304	0.015	124.3
14	99	Guillaume Maio	FRA	CHA	6	GM Sport	FRA	EUR & MID	6	13	12	2:06.894	1.382	0.078	124.2
15	199	Alejandro Schimpf	ESP	CHA	7	AST Competition	ESP	EUR & ESP	2	12	10	2:06.919	1.407	0.025	124.2
16	333	Gabor Tim	HUN	CHA	8	GM Sport	FRA	EUR & MID	7	13	13	2:06.984	1.472	0.065	124.2
17	93	Lantos Szabolcs	CZE	CHA	9	Carpek Racing	CZE	MID	1	13	9	2:07.046	1.534	0.062	124.1
18	9	Andreas Stucki	CHE			Stucki Motorsport	CHE	MID	2	14	11	2:07.099	1.587	0.053	124.0
19	107	Cristian Ricciarini	ITA			ESSECORSE	ITA	EUR & ITA	4	13	5	2:07.246	1.734	0.147	123.9
20	85	Benjamin Cauvas	FRA	RAC	3	GPA Racing	FRA	EUR	2	13	5	2:07.546	2.034	0.300	123.6
21	60	Leonardo Arduini	ITA	CHA	10	MC Motorcnica	ITA	EUR & ITA	5	12	10	2:07.567	2.055	0.021	123.6
22	3	Daniel Nyffeler	CHE	CHA	11	Stucki Motorsport	CHE	MID	3	14	11	2:07.785	2.273	0.218	123.4
23	55	René Steemetz	NLD	RAC	4	AST Competition	ESP	EUR & MID	8	13	12	2:08.138	2.626	0.353	123.0
24	21	Stephan Polderman	NLD	RAC	5	AST Competition	ESP	EUR & MID	9	13	6	2:08.175	2.663	0.037	123.0
25	51	Henrik Seibel	DEU	CHA	12	Carpek Racing	CZE	MID	4	13	3	2:08.404	2.892	0.229	122.8

*** PENALTIES**

CARS #1 - #9 - #15 - #21 - #43 - #51 - #55 - #60 - #82 - #85 - #91 - #99 - #101 - #107 - #113 - #125 - #199 - #211 - #333 - #558 SOME LAP TIMES DELETED DUE TRACK LIMITS

Published at:.....

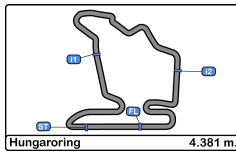
Track Temp: **42.6 °C** Air Temp: **24.3 °C** Humidity: **41 %** Track Status: **DRY**

Race Director:

Timekeeper:


 Luis Garcia
 JOB-1605-ESP/M





Hungaroring
Clio Cup Series
Collective Test 2

CLIO CUP

SERIES

Provisional Results by Category

Clas	Nº	Driver	Nat	Cat	Clas	Team	Nat	Group	Laps	Best	Time	Gap	Interval	Km/h
1	12	Gabriele Torelli	ITA			Rangoni Corse	ITA	EUR & MID	12	7	2:05.512			125.6
2	15	David Pouget	FRA			GPA Racing	FRA	EUR & FRA	13	4	2:05.831	0.319	0.319	125.3
3	5	Nicolas Milan	FRA			Milan Competition	FRA	EUR & FRA	14	6	2:06.179	0.667	0.348	124.9
4	101	Tomas Pekar	CZE			Carpek Racing	CZE	EUR & MID	13	4	2:06.180	0.668	0.001	124.9
5	1	Anthony Jurado	FRA			Milan Competition	FRA	EUR & MID	14	7	2:06.192	0.680	0.012	124.9
6	125	Jerzy Spinkiewicz	POL			UNIQ Racing	POL	EUR & ITA	11	9	2:06.244	0.732	0.052	124.9
7	9	Andreas Stucki	CHE			Stucki Motorsport	CHE	MID	14	11	2:07.099	1.587	0.855	124.0
8	107	Cristian Ricciarini	ITA			ESSECORSE	ITA	EUR & ITA	13	5	2:07.246	1.734	0.147	123.9

CHA

Clas	Nº	Driver	Nat	Cat	Clas	Team	Nat	Group	Laps	Best	Time	Gap	Interval	Km/h
1	558	Pierre Bredeaux	FRA	CHA	1	Comte Racing Team	FRA	EUR	13	4	2:06.091			125.0
2	211	Nikola Mijlkovic	SRB	CHA	2	Tempo Racing Team	SRB	EUR & MID	13	12	2:06.549	0.458	0.458	124.6
3	82	Jacopo Guiseppe Cimenos	ITA	CHA	3	ESSECORSE	ITA	EUR & ITA	13	12	2:06.657	0.566	0.108	124.5
4	113	Adrian Schimpf	ESP	CHA	4	AST Competition	ESP	EUR & ESP	11	10	2:06.706	0.615	0.049	124.4
5	43	Damiano Puccetti	ITA	CHA	5	Rangoni Corse	ITA	EUR & MID	13	9	2:06.801	0.710	0.095	124.3
6	99	Guillaume Maio	FRA	CHA	6	GM Sport	FRA	EUR & MID	13	12	2:06.894	0.803	0.093	124.2
7	199	Alejandro Schimpf	ESP	CHA	7	AST Competition	ESP	EUR & ESP	12	10	2:06.919	0.828	0.025	124.2
8	333	Gabor Tim	HUN	CHA	8	GM Sport	FRA	EUR & MID	13	13	2:06.984	0.893	0.065	124.2
9	93	Lantos Szabolcs	CZE	CHA	9	Carpek Racing	CZE	MID	13	9	2:07.046	0.955	0.062	124.1
10	60	Leonardo Arduini	ITA	CHA	10	MC Motortecnica	ITA	EUR & ITA	12	10	2:07.567	1.476	0.521	123.6
11	3	Daniel Nyffeler	CHE	CHA	11	Stucki Motorsport	CHE	MID	14	11	2:07.785	1.694	0.218	123.4
12	51	Henrik Seibel	DEU	CHA	12	Carpek Racing	CZE	MID	13	3	2:08.404	2.313	0.619	122.8

RAC

Clas	Nº	Driver	Nat	Cat	Clas	Team	Nat	Group	Laps	Best	Time	Gap	Interval	Km/h
1	16	Lionel Viguier	FRA	RAC	1	T2CM	FRA	EUR & FRA	13	4	2:06.600			124.5
2	91	Luca Franca	ITA	RAC	2	MC Motortecnica	ITA	EUR & ITA	10	5	2:06.816	0.216	0.216	124.3
3	85	Benjamin Cauvas	FRA	RAC	3	GPA Racing	FRA	EUR	13	5	2:07.546	0.946	0.730	123.6
4	55	René Steemetz	NLD	RAC	4	AST Competition	ESP	EUR & MID	13	12	2:08.138	1.538	0.592	123.0
5	21	Stephan Polderman	NLD	RAC	5	AST Competition	ESP	EUR & MID	13	6	2:08.175	1.575	0.037	123.0

*** PENALTIES**

CARS #1 - #9 - #15 - #21 - #43 - #51 - #55 - #60 - #82 - #85 - #91 - #99 - #101 - #107 - #113 - #125 - #199 - #211 - #333 - #558 SOME LAP TIMES DELETED DUE TRACK LIMITS

Published at:.....

Track Temp: **42.6 °C** Air Temp: **24.3 °C** Humidity: **41 %** Track Status: **DRY**

Race Director:

Timekeeper:


 Luis Garcia
 JOB-1605-ESP/M





Hungaroring
Clio Cup Series
Collective Test 2
Lap Analysis

CLIO CUP

SERIES

1 Anthony Jurado EUR & MID **9** Andreas Stucki MID
Milan Competition Stucki Motorsport

Lap	D	Time	Sector 1	Sector 2	Sector 3	T. Spd	Elapsed	Lap	D	Time	Sector 1	Sector 2	Sector 3	T. Spd	Elapsed
1		13:31:24.065	13:29:53.347	51.901	38.817		13:31:24.065	1		13:31:07.169	13:29:15.712	1:01.434	50.023		13:31:07.169
2		2:07.978	45.705	46.477	35.696	181.8	13:33:31.943	2		2:12.457	47.086	49.196	36.175	179.7	13:33:19.626
3		2:06.821	45.604	45.972	35.245	182.7	13:35:38.764	3		2:09.017	46.441	46.931	35.645	178.8	13:35:28.643
4		2:06.321	45.370	45.851	35.100	183.6	13:37:45.085	4		2:08.298	45.983	46.778	35.537	179.7	13:37:36.941
5		2:06.500	45.507	45.768	35.225	183.9	13:39:51.585	5		2:08.070	45.837	46.797	35.436	180.6	13:39:45.011
6		2:06.252	45.417	45.769	35.066	183.3	13:41:57.837	6		2:08.035	46.017	46.400	35.618	178.5	13:41:53.046
7		2:06.192	45.312	45.696	35.184	183.6	13:44:04.029	7		2:07.472	45.796	46.251	35.425	179.4	13:44:00.518
8		2:07.314	46.074	45.978	35.262	183.9	13:46:11.343	8		2:11.486	45.736	46.428	39.322	179.1	13:46:12.004
9		2:06.616	45.562	45.902	35.152	182.4	13:48:17.959	9		2:08.075	45.965	46.563	35.547	180.3	13:48:20.079
10		2:06.771	45.405	46.067	35.299	182.7	13:50:24.730	10		2:09.103	45.862	48.030	35.211	179.7	13:50:29.182
11		2:06.398	45.403	45.855	35.140	182.4	13:52:31.128	11		2:07.099	45.516	46.161	35.422	180.0	13:52:36.281
12		2:06.201	45.366	45.819	35.016	183.3	13:54:37.329	12		2:07.109	45.566	46.201	35.342	181.2	13:54:43.390
13		2:08.866	45.138	48.437	35.291	183.0	13:56:46.195	13		2:07.125	45.565	46.284	35.276	181.8	13:56:50.515
14		2:07.145	45.568	46.164	35.413	180.3	13:58:53.340	14		2:10.341	45.672	49.211	35.458	180.3	13:59:00.856

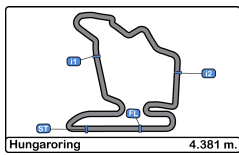
3 Daniel Nyffeler MID **12** Gabriele Torelli EUR & MID
CHA Stucki Motorsport Rangoni Corse

Lap	D	Time	Sector 1	Sector 2	Sector 3	T. Spd	Elapsed	Lap	D	Time	Sector 1	Sector 2	Sector 3	T. Spd	Elapsed
1		13:31:07.984	13:29:16.358	1:01.552	50.074		13:31:07.984	1		13:31:41.107	13:30:14.788	50.065	36.254		13:31:41.107
2		2:12.113	47.245	48.892	35.976	177.9	13:33:20.097	2		2:06.774	45.933	45.851	34.990	177.9	13:33:47.881
3		2:09.750	46.648	47.467	35.635	179.1	13:35:29.847	3		2:05.904	45.363	45.523	35.018	180.9	13:35:53.785
4		2:08.625	45.959	46.995	35.671	180.0	13:37:38.472	4		2:06.626	45.724	45.524	35.378	181.2	13:38:00.411
5		2:08.769	45.911	47.341	35.517	180.3	13:39:47.241	5		2:10.359 P	45.202	45.724	39.433	181.8	13:40:10.770
6		2:08.244	46.120	46.602	35.522	180.0	13:41:55.485	6		6:37.545	5:16.492	45.891	35.162		13:46:48.315
7		2:09.286	45.870	46.936	36.480	180.6	13:44:04.771	7		2:05.512	45.212	45.398	34.902	180.6	13:48:53.827
8		2:11.921	46.736	48.304	36.881	181.2	13:46:16.692	8		2:05.786	45.222	45.554	35.010	180.3	13:50:59.613
9		2:08.305	45.902	46.891	35.512	178.8	13:48:24.997	9		2:05.737	45.205	45.649	34.883	181.2	13:53:05.350
10		2:09.418	46.274	47.142	36.002	177.6	13:50:34.415	10		2:05.744	45.250	45.617	34.877	180.9	13:55:11.094
11		2:07.785	45.958	46.366	35.461	180.0	13:52:42.200	11		2:05.873	45.312	45.559	35.002	181.5	13:57:16.967
12		2:08.230	45.931	46.753	35.546	178.5	13:54:50.430	12		2:05.631	45.164	45.556	34.911	181.5	13:59:22.598
13		2:08.143	45.851	46.780	35.512	178.5	13:56:58.573								
14		2:09.689	45.952	47.525	36.212	178.8	13:59:08.262								

5 Nicolas Milan EUR & FRA **15** David Pouget EUR & FRA
Milan Competition GPA Racing

Lap	D	Time	Sector 1	Sector 2	Sector 3	T. Spd	Elapsed	Lap	D	Time	Sector 1	Sector 2	Sector 3	T. Spd	Elapsed
1		13:31:23.414	13:29:52.668	52.134	38.612		13:31:23.414	1		13:31:15.075	13:29:33.673	56.012	45.390		13:31:15.075
2		2:07.916	45.484	46.790	35.642	181.5	13:33:31.330	2		2:18.904	51.067	50.892	36.945	154.2	13:33:33.979
3		2:06.795	45.612	45.937	35.246	180.6	13:35:38.125	3		2:06.638	45.417	45.897	35.324	181.8	13:35:40.617
4		2:06.233	45.543	45.813	34.877	181.8	13:37:44.358	4		2:05.831	45.164	45.715	34.952	182.1	13:37:46.448
5		2:06.319	45.451	45.890	34.978	184.3	13:39:50.677	5		2:05.900	45.281	45.490	35.129	183.3	13:39:52.348
6		2:06.179	45.332	45.879	34.968	181.8	13:41:56.856	6		2:16.716 P	45.254	45.548	45.914	182.7	13:42:09.064
7		2:06.742	45.338	46.270	35.134	182.4	13:44:03.598	7		3:51.433	2:18.562	52.540	40.331		13:46:00.497
8		2:07.174	45.832	45.983	35.359	182.7	13:46:10.772	8		2:06.803	45.415	45.991	35.397	180.3	13:48:07.300
9		2:06.706	45.597	45.927	35.182	180.0	13:48:17.478	9		2:06.048	45.422	45.507	35.089	179.4	13:50:13.318
10		2:06.425	45.483	45.825	35.117	180.0	13:50:23.903	10		2:12.507 P	45.453	45.718	41.336	179.1	13:52:25.825
11		2:06.309	45.378	45.855	35.076	180.9	13:52:30.212	11		3:21.646	1:59.551	46.923	35.172		13:55:47.471
12		2:08.649	45.245	48.432	34.972	181.5	13:54:38.861	12		2:06.193	45.466	45.562	35.165	180.0	13:57:53.664
13		2:07.749	45.310	46.617	35.822	182.4	13:56:46.610	13		2:07.603	45.458	45.763	36.382	179.7	14:00:01.267
14		2:07.982	45.440	46.195	36.347	183.0	13:58:54.592								





Hungaroring
Clio Cup Series
Collective Test 2
Lap Analysis

CLIO CUP

SERIES

16 Lionel Viguier EUR & FRA **51** Henrik Seibel MID

RAC						T2CM		CHA		Carpek Racing				
Lap D	Time	Sector 1	Sector 2	Sector 3	T. Spd	Elapsed	Lap D	Time	Sector 1	Sector 2	Sector 3	T. Spd	Elapsed	
1	13:31:16.440	13:29:35.930	55.015	45.495		13:31:16.440	1	13:31:00.394	13:29:17.657	1:00.564	42.173		13:31:00.394	
2	2:19.323	51.826	50.039	37.458	152.1	13:33:35.763	2	2:11.200	48.307	46.775	36.118	178.2	13:33:11.594	
3	2:08.264	46.401	46.740	35.123	184.3	13:35:44.027	3	2:08.404	46.269	46.443	35.692	180.6	13:35:19.998	
4	2:06.600	45.667	46.023	34.910	184.6	13:37:50.627	4	2:09.142	46.876	46.609	35.657	181.2	13:37:29.140	
5	2:07.677	45.384	46.845	35.448	182.7	13:39:58.304	5	2:08.479	46.167	46.532	35.780	180.3	13:39:37.619	
6	2:07.563	45.747	46.521	35.295	181.8	13:42:05.867	6	2:09.247	46.472	46.751	35.994	179.1	13:41:46.836	
7	2:07.562	45.852	46.486	35.224	181.5	13:44:13.429	7	2:09.163	46.409	46.901	35.853	178.5	13:43:55.999	
8	2:07.336	45.617	46.466	35.253	181.2	13:46:20.765	8	2:08.728	46.406	46.395	35.927	178.2	13:46:04.727	
9	2:14.322 P	45.845	46.619	41.858	180.6	13:48:35.087	9	2:09.018	46.322	46.568	36.128	176.4	13:48:13.745	
10	4:30.878	3:06.903	46.513	37.462		13:53:05.965	10	2:15.006 P	47.148	46.729	41.129	180.6	13:50:28.751	
11	2:07.467	45.547	46.521	35.399	183.3	13:55:13.432	11	3:54.448	2:31.983	46.662	35.803		13:54:23.199	
12	2:07.572	45.687	46.614	35.271	181.2	13:57:21.004	12	2:09.540	46.875	46.955	35.710	178.8	13:56:32.739	
13	2:08.349	45.965	47.175	35.209	180.6	13:59:29.353	13	2:08.971	46.544	46.759	35.668	178.2	13:58:41.710	

21 Stephan Polderman EUR & MID **55** René Steemetz EUR & MID

RAC						AST Competition		RAC		AST Competition				
Lap D	Time	Sector 1	Sector 2	Sector 3	T. Spd	Elapsed	Lap D	Time	Sector 1	Sector 2	Sector 3	T. Spd	Elapsed	
1	13:31:02.756	13:29:25.369	54.526	42.861		13:31:02.756	1	13:31:02.236	13:29:22.016	57.134	43.086		13:31:02.236	
2	2:11.504	47.662	47.833	36.009	180.9	13:33:14.260	2	2:11.269	47.601	47.649	36.019	179.7	13:33:13.505	
3	2:10.364	46.644	47.459	36.261	182.1	13:35:24.624	3	2:11.716	47.125	47.491	37.100	181.2	13:35:25.221	
4	2:10.370	46.700	47.547	36.123	180.6	13:37:34.994	4	2:10.238	46.453	47.722	36.063	182.7	13:37:35.459	
5	2:10.824	46.553	47.378	36.893	180.9	13:39:45.818	5	2:20.630	47.827	51.579	41.224	182.4	13:39:56.089	
6	2:08.175	46.017	46.552	35.606	182.7	13:41:53.993	6	2:13.822	46.114	48.288	39.420	181.5	13:42:09.911	
7	2:08.551	46.050	46.734	35.767	182.4	13:44:02.544	7	2:14.919 P	46.044	47.611	41.264	181.8	13:44:24.830	
8	2:12.051	48.705	47.553	35.793	181.8	13:46:14.595	8	3:20.087	1:46.211	52.281	41.595		13:47:44.917	
9	2:14.113 P	46.879	46.863	40.371	180.3	13:48:28.708	9	2:08.551	46.170	46.752	35.629	182.4	13:49:53.468	
10	3:43.916	2:21.891	46.305	35.720		13:52:12.624	10	2:08.458	45.948	46.957	35.553	180.9	13:52:01.926	
11	2:10.919	45.555	46.917	38.447	182.4	13:54:23.543	11	2:09.896	45.874	46.863	37.159	180.6	13:54:11.822	
12	2:09.983	46.175	47.908	35.900	184.9	13:56:33.526	12	2:08.138	46.076	46.592	35.470	181.2	13:56:19.960	
13	2:09.708	46.049	47.259	36.400	182.4	13:58:43.234	13	2:31.617 P	46.391	47.259	57.967	180.6	13:58:51.577	

43 Damiano Puccetti EUR & MID **60** Leonardo Arduini EUR & ITA

CHA						Rangoni Corse		CHA		MC Motor Tecnica				
Lap D	Time	Sector 1	Sector 2	Sector 3	T. Spd	Elapsed	Lap D	Time	Sector 1	Sector 2	Sector 3	T. Spd	Elapsed	
1	13:31:41.391	13:30:15.284	49.949	36.158		13:31:41.391	1	13:31:05.322	13:29:14.071	59.284	51.967		13:31:05.322	
2	2:08.445	46.010	46.767	35.668	180.0	13:33:49.836	2	2:19.175	46.985	55.883	36.307	182.7	13:33:24.497	
3	2:07.578	45.690	46.557	35.331	179.7	13:35:57.414	3	2:07.893	45.874	46.189	35.830	181.5	13:35:32.390	
4	2:07.394	45.529	46.390	35.475	180.3	13:38:04.808	4	2:08.291	45.916	46.453	35.922	182.4	13:37:40.681	
5	2:07.304	45.582	46.383	35.339	181.5	13:40:12.112	5	2:08.082	45.889	46.464	35.729	182.4	13:39:48.763	
6	2:06.912	45.552	46.044	35.316	180.0	13:42:19.024	6	2:10.460	46.310	46.297	37.853	182.1	13:41:59.223	
7	2:07.063	45.548	46.178	35.337	180.6	13:44:26.087	7	6:37.316	5:12.041	46.350	38.925	182.4	13:48:36.539	
8	2:07.716	45.803	46.407	35.506	180.3	13:46:33.803	8	2:08.332	46.003	46.692	35.637	180.0	13:50:44.871	
9	2:06.801	45.779	45.709	35.313	178.8	13:48:40.604	9	2:08.092	45.825	46.635	35.632	180.6	13:52:52.963	
10	2:07.457	45.670	46.453	35.334	179.4	13:50:48.061	10	2:07.567	45.816	46.283	35.468	180.6	13:55:00.530	
11	2:19.019 P	45.674	46.397	46.948	180.6	13:53:07.080	11	2:08.019	45.857	46.452	35.704	181.2	13:57:08.543	
12	3:07.658	1:46.173	46.074	35.411		13:56:14.738	12	2:07.610	45.778	46.282	35.550	181.2	13:59:16.153	
13	2:07.066	45.611	46.116	35.329	181.5	13:58:21.794								





Hungaroring
Clio Cup Series
Collective Test 2
Lap Analysis

CLIO CUP

SERIES

82 Jacopo Guiseppa Cimenas EUR & ITA **93** Lantos Szabolcs MID

CHA						ESSECORSE					CHA				Carpek Racing	
Lap	D	Time	Sector 1	Sector 2	Sector 3	T. Spd	Elapsed	Lap	D	Time	Sector 1	Sector 2	Sector 3	T. Spd	Elapsed	
1		13:30:58.508	13:29:13.493	59.263	45.752		13:30:58.508	1		13:31:01.253	13:29:18.410	1:00.250	42.593		13:31:01.253	
2		2:10.434	46.885	47.085	36.464	176.1	13:33:08.942	2		2:10.705	47.918	47.189	35.598	178.2	13:33:11.958	
3		2:10.537	46.703	46.914	36.920	183.6	13:35:19.479	3		2:08.297	46.318	46.385	35.594	179.4	13:35:20.255	
4		2:07.326	45.767	46.318	35.241	185.8	13:37:26.805	4		2:07.654	46.193	46.117	35.344	183.0	13:37:27.909	
5		2:09.370	45.649	46.359	37.362	184.6	13:39:36.175	5		2:07.095	45.736	46.142	35.217	181.5	13:39:35.004	
6		2:07.216	45.638	46.254	35.324	183.9	13:41:43.391	6		2:07.087	45.749	46.087	35.251	180.6	13:41:42.091	
7		2:12.289 P	45.685	46.213	40.391	183.6	13:43:55.680	7		2:15.853 P	47.255	47.633	40.965	180.6	13:43:57.944	
8		3:48.557	2:16.709	51.073	40.775		13:47:44.237	8		3:45.731	2:21.073	49.511	35.147		13:47:43.675	
9		2:06.829	45.488	46.162	35.179	184.3	13:49:51.066	9		2:07.046	45.735	46.038	35.273	179.4	13:49:50.721	
10		2:07.042	45.450	46.238	35.354	185.2	13:51:58.108	10		2:08.002	46.183	46.393	35.426	180.6	13:51:58.723	
11		2:06.801	45.797	45.892	35.112	182.1	13:54:04.909	11		2:07.191	45.895	46.055	35.241	181.2	13:54:05.914	
12		2:06.657	45.593	45.897	35.167	183.6	13:56:11.566	12		2:07.065	45.784	46.096	35.185	181.2	13:56:12.979	
13		2:06.860	45.609	45.973	35.278	183.9	13:58:18.426	13		2:07.486	45.681	46.302	35.503	180.0	13:58:20.465	

85 Benjamin Cauvas EUR **99** Guillaume Maio EUR & MID

RAC						GPA Racing					CHA				GM Sport	
Lap	D	Time	Sector 1	Sector 2	Sector 3	T. Spd	Elapsed	Lap	D	Time	Sector 1	Sector 2	Sector 3	T. Spd	Elapsed	
1		13:31:15.675	13:29:34.489	55.891	45.295		13:31:15.675	1		13:31:16.468	13:29:36.525	55.456	44.487		13:31:16.468	
2		2:19.583	51.997	49.918	37.668	158.3	13:33:35.258	2		2:10.562	46.999	47.759	35.804	176.1	13:33:27.030	
3		2:08.304	45.992	46.869	35.443	182.7	13:35:43.562	3		2:09.255	46.530	47.274	35.451	177.9	13:35:36.285	
4		2:08.215	46.706	46.401	35.108	182.1	13:37:51.777	4		2:07.732	46.352	46.129	35.251	177.9	13:37:44.017	
5		2:07.546	45.884	46.342	35.320	181.8	13:39:59.323	5		2:08.854	47.026	46.016	35.812	178.8	13:39:52.871	
6		2:08.108	45.798	46.777	35.533	183.0	13:42:07.431	6		2:07.787	46.116	45.943	35.728	179.4	13:42:00.658	
7		2:08.877	45.931	47.019	35.927	181.5	13:44:16.308	7		2:07.383	46.192	45.925	35.266	181.2	13:44:08.041	
8		2:08.098	46.013	46.606	35.479	180.3	13:46:24.406	8		2:12.751 P	46.011	46.197	40.543	178.8	13:46:20.792	
9		2:17.167 P	45.785	46.609	44.773	179.1	13:48:41.573	9		3:27.961	2:06.633	46.137	35.191		13:49:48.753	
10		3:35.229	2:13.044	46.671	35.514		13:52:16.802	10		2:07.279	45.917	46.023	35.339	177.0	13:51:56.032	
11		2:09.341	46.218	47.584	35.539	179.7	13:54:26.143	11		2:08.090	46.355	46.666	35.069	177.3	13:54:04.122	
12		2:08.598	46.010	47.133	35.455	180.6	13:56:34.741	12		2:06.894	45.778	46.013	35.103	180.3	13:56:11.016	
13		2:07.974	45.731	46.725	35.518	181.8	13:58:42.715	13		2:06.932	45.678	45.944	35.310	179.4	13:58:17.948	

91 Luca Franca EUR & ITA **101** Tomas Pekar EUR & MID

RAC						MC Motortecnica					Carpek Racing				
Lap	D	Time	Sector 1	Sector 2	Sector 3	T. Spd	Elapsed	Lap	D	Time	Sector 1	Sector 2	Sector 3	T. Spd	Elapsed
1		13:31:04.842	13:29:14.882	59.493	50.467		13:31:04.842	1		13:31:00.110	13:29:17.287	1:00.302	42.521		13:31:00.110
2		2:18.882	46.850	55.854	36.178	181.5	13:33:23.724	2		2:09.251	47.351	46.624	35.276	178.5	13:33:09.361
3		2:07.943	45.925	45.936	36.052	181.2	13:35:31.637	3		2:07.273	45.808	46.291	35.174	183.9	13:35:16.634
4		2:07.598	46.046	46.392	35.160	182.1	13:37:39.235	4		2:06.180	45.487	45.685	35.008	180.6	13:37:22.814
5		2:06.816	45.441	46.177	35.198	183.0	13:39:46.051	5		2:06.805	45.463	46.025	35.317	181.2	13:39:29.619
6		7:05.807	5:44.243	46.166	35.398	181.5	13:46:51.858	6		2:11.148 P	45.445	45.908	39.795	180.9	13:41:40.767
7		2:06.624		2:53.124	35.064	180.0	13:48:58.482	7		3:55.461	2:31.707	48.391	35.363		13:45:36.228
8		2:06.374	45.515	45.841	35.018	180.3	13:51:04.856	8		2:06.690	45.641	45.934	35.115	179.1	13:47:42.918
9		2:15.913	51.783	48.495	35.635	162.4	13:53:20.769	9		2:07.029	45.787	45.802	35.440	178.8	13:49:49.947
10		2:33.536 P	52.158	53.031	48.347	160.4	13:55:54.305	10		2:06.648	45.424	45.968	35.226	181.5	13:51:56.565
								11		2:07.094	45.613	46.468	35.013	183.0	13:54:03.659
								12		2:06.600	45.567	45.949	35.084	177.9	13:56:10.259
								13		2:09.683	45.680	48.546	35.457	179.7	13:58:19.942





Hungaroring
Clio Cup Series
Collective Test 2
Lap Analysis

CLIO CUP
SERIES

107 Cristian Ricciarini EUR & ITA **199** Alejandro Schimpf EUR & ESP
 ESSECORSE CHA AST Competition

Lap D	Time	Sector 1	Sector 2	Sector 3	T. Spd	Elapsed	Lap D	Time	Sector 1	Sector 2	Sector 3	T. Spd	Elapsed
1	13:30:58.990	13:29:12.938	59.348	46.704		13:30:58.990	1	13:30:59.434	13:29:24.212	54.054	41.168		13:30:59.434
2	2:09.463	46.994	46.932	35.537	178.2	13:33:08.453	2	2:10.362	47.470	46.831	36.061	177.0	13:33:09.796
3	2:08.793	46.268	47.200	35.325	180.9	13:35:17.246	3	2:08.453	46.263	46.616	35.574	183.3	13:35:18.249
4	2:06.772	45.645	46.001	35.126	183.0	13:37:24.018	4	2:07.528	46.096	46.228	35.204	182.1	13:37:25.777
5	2:07.246	45.854	46.196	35.196	181.2	13:39:31.264	5	2:08.004	46.482	46.119	35.403	182.7	13:39:33.781
6	2:15.540 P	45.805	46.041	43.694	181.5	13:41:46.804	6	2:07.307	45.723	46.311	35.273	184.6	13:41:41.088
7	4:18.777	2:56.399	46.100	36.278		13:46:05.581	7	2:07.121	45.689	46.186	35.246	181.2	13:43:48.209
8	2:07.890	46.136	46.121	35.633	178.8	13:48:13.471	8	2:42.539 P	45.854	46.402	40.283	181.2	13:46:00.748
9	2:07.990	46.538	46.140	35.312	177.9	13:50:21.461	9	6:10.994	4:49.073	46.466	35.455		13:52:11.742
10	2:07.433	46.074	45.918	35.441	178.2	13:52:28.894	10	2:06.919	45.627	45.996	35.296	183.3	13:54:18.661
11	2:07.274	46.006	45.942	35.326	178.2	13:54:36.168	11	2:07.031	45.507	46.144	35.380	184.3	13:56:25.692
12	2:12.245	46.014	50.475	35.756	178.8	13:56:48.413	12	2:08.436	46.086	46.597	35.753	182.1	13:58:34.128
13	2:07.374	46.166	45.941	35.267	179.4	13:58:55.787							

113 Adrian Schimpf EUR & ESP **211** Nikola Miljkovic EUR & MID
 CHA AST Competition CHA Tempo Racing Team

Lap D	Time	Sector 1	Sector 2	Sector 3	T. Spd	Elapsed	Lap D	Time	Sector 1	Sector 2	Sector 3	T. Spd	Elapsed
1	13:30:59.286	13:29:23.750	54.075	41.461		13:30:59.286	1	13:30:57.931	13:29:11.645	59.574	46.712		13:30:57.931
2	2:11.736	48.973	46.900	35.863	177.9	13:33:11.022	2	2:08.244	46.625	46.236	35.380	172.8	13:33:06.172
3	2:08.271	46.319	46.401	35.551	183.3	13:35:19.293	3	2:07.164	46.007	45.862	35.292	178.5	13:35:13.333
4	2:07.061	45.562	46.177	35.322	184.9	13:37:26.354	4	2:07.003	45.933	45.746	35.324	178.8	13:37:20.336
5	2:07.137	45.579	46.119	35.439	183.9	13:39:33.491	5	2:07.043	45.859	45.716	35.468	179.4	13:39:27.379
6	2:09.215	46.598	46.433	36.184	182.7	13:41:42.706	6	2:09.527	47.150	46.931	35.446	167.9	13:41:36.906
7	2:11.900 P	45.558	46.348	39.994	184.3	13:43:54.606	7	2:06.750	45.638	45.748	35.364	179.7	13:43:43.656
8	8:16.750	6:55.004	46.242	35.504		13:52:11.356	8	2:06.642	45.610	45.737	35.295	179.7	13:45:50.298
9	2:07.033	45.744	46.032	35.257	180.6	13:54:18.389	9	2:17.804	45.690	51.180	41.021	179.1	13:48:08.189
10	2:06.706	45.418	46.033	35.255	181.8	13:56:25.095	10	2:06.719	45.480	45.877	35.362	183.6	13:50:14.908
11	2:06.970	45.460	46.188	35.322	181.2	13:58:32.065	11	2:06.914	45.509	46.078	35.327	181.2	13:52:21.822
							12	2:06.549	45.569	45.839	35.141	181.5	13:54:28.371
							13	2:07.002	45.424	46.216	35.362	181.2	13:56:35.373

125 Jerzy Spinkiewicz EUR & ITA **333** Gabor Tim EUR & MID
 UNIQ Racing CHA GM Sport

Lap D	Time	Sector 1	Sector 2	Sector 3	T. Spd	Elapsed	Lap D	Time	Sector 1	Sector 2	Sector 3	T. Spd	Elapsed
1	13:30:58.279	13:29:10.740	1:00.160	47.379		13:30:58.279	1	13:31:25.860	13:29:54.225	51.637	39.998		13:31:25.860
2	2:12.881	50.597	46.729	35.555	156.5	13:33:11.160	2	2:08.833	45.969	46.837	36.027	179.7	13:33:34.693
3	2:07.323	45.567	46.082	35.674	183.0	13:35:18.483	3	2:07.519	45.954	46.160	35.405	180.9	13:35:42.212
4	2:06.251	45.517	45.735	34.999	183.3	13:37:24.734	4	2:07.127	45.758	46.129	35.240	181.5	13:37:49.339
5	2:07.032	45.476	46.252	35.304	182.4	13:39:31.766	5	2:09.540	45.753	48.024	35.763	180.0	13:39:58.879
6	2:06.970	45.593	45.979	35.398	182.7	13:41:38.736	6	2:16.049 P	45.707	47.956	42.386	181.8	13:42:14.928
7	2:13.550 P	45.591	45.892	42.067	180.6	13:43:52.286	7	3:58.588	2:36.473	46.778	35.337		13:46:13.516
8	4:15.636	2:45.435	53.854	36.347		13:48:07.922	8	2:07.476	45.891	46.209	35.376	179.7	13:48:20.992
9	2:06.244	45.434	45.586	35.224	180.6	13:50:14.166	9	2:07.170	45.696	46.143	35.331	179.7	13:50:28.162
10	2:06.494	45.319	45.918	35.257	181.2	13:52:20.660	10	2:07.436	45.714	46.083	35.639	179.1	13:52:35.598
11	2:20.629 P	47.719	47.052	45.858	180.6	13:54:41.289	11	2:07.068	45.770	46.006	35.292	179.1	13:54:42.666
							12	2:09.133	45.788	48.046	35.299	179.4	13:56:51.799
							13	2:06.984	45.646	45.962	35.376	180.6	13:58:58.783





Hungaroring
Clio Cup Series
Collective Test 2
Lap Analysis

CLIO CUP
SERIES

558

Pierre Bredeaux

EUR

CHA

Comte Racing Team

Lap	D	Time	Sector 1	Sector 2	Sector 3	T. Spd	Elapsed
1		13:31:20.070	13:29:37.353	55.642	47.075		13:31:20.070
2		2:12.576	47.143	46.644	38.789	181.5	13:33:32.646
3		2:09.730	45.355	46.467	36.908	183.6	13:35:41.376
4		2:06.091	45.371	45.722	34.998	183.6	13:37:47.467
5		2:06.391	45.485	45.829	35.077	183.0	13:39:53.858
6		2:06.618	45.469	45.856	35.293	183.0	13:42:00.476
7		2:10.617 P	45.383	46.039	39.195	182.7	13:44:11.093
8		4:16.118	2:35.996	52.866	47.256		13:48:27.211
9		2:06.386	45.530	45.900	34.956	181.2	13:50:33.597
10		2:06.354	45.569	45.759	35.023	180.6	13:52:39.948
11		2:16.449	50.541	48.778	37.130	169.5	13:54:56.397
12		2:07.795	46.353	46.446	34.996	181.5	13:57:04.192
13		2:06.183	45.675	45.502	35.006	180.6	13:59:10.375





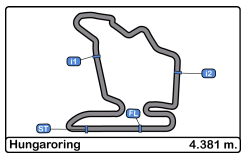
Hungaroring
Clio Cup Series
Collective Test 2

CLIO CUP
SERIES

Best Sectors Results

Sector - 1				Sector - 2				Sector - 3				Ideal Lap vs Best Lap			
Clas	Nº	Driver	Time	Nº	Driver	Time	Nº	Driver	Time	Clas	Nº	Driver	Ideal Lap	Best Lap	Clas
1	1	Anthony Jurado	45.138	12	Gabriele Torelli	45.398	12	Gabriele Torelli	34.877	1	12	Gabriele Torelli	2:05.439	2:05.512	1
2	12	Gabriele Torelli	45.164	15	David Pouget	45.490	5	Nicolas Milan	34.877	2	15	David Pouget	2:05.606	2:05.831	2
3	15	David Pouget	45.164	558	Pierre Bredeaux	45.502	16	Lionel Viguier	34.910	3	558	Pierre Bredeaux	2:05.813	2:06.091	3
4	5	Nicolas Milan	45.245	125	Jerzy Spinkiewicz	45.586	15	David Pouget	34.952	4	1	Anthony Jurado	2:05.850	2:06.192	6
5	12	Jerzy Spinkiewicz	45.319	101	Tomas Pekar	45.685	558	Pierre Bredeaux	34.956	5	125	Jerzy Spinkiewicz	2:05.904	2:06.244	7
6	55	Pierre Bredeaux	45.355	1	Anthony Jurado	45.696	125	Jerzy Spinkiewicz	34.999	6	5	Nicolas Milan	2:05.935	2:06.179	4
7	16	Lionel Viguier	45.384	43	Damiano Puccetti	45.709	101	Tomas Pekar	35.008	7	101	Tomas Pekar	2:06.117	2:06.180	5
8	11	Adrian Schimpf	45.418	211	Nikola Miljkovic	45.716	1	Anthony Jurado	35.016	8	211	Nikola Miljkovic	2:06.281	2:06.549	8
9	10	Tomas Pekar	45.424	5	Nicolas Milan	45.813	91	Luca Franca	35.018	9	91	Luca Franca	2:06.300	2:06.816	13
10	21	Nikola Miljkovic	45.424	91	Luca Franca	45.841	99	Guillaume Maio	35.069	10	16	Lionel Viguier	2:06.317	2:06.600	9
11	91	Luca Franca	45.441	82	Jacopo Guiseppe Cimenos	45.892	85	Benjamin Cauvas	35.108	11	82	Jacopo Guiseppe Cimenos	2:06.454	2:06.657	10
12	82	Jacopo Guiseppe Cimenos	45.450	107	Cristian Ricciarini	45.918	82	Jacopo Guiseppe Cimenos	35.112	12	43	Damiano Puccetti	2:06.551	2:06.801	12
13	19	Alejandro Schimpf	45.507	99	Guillaume Maio	45.925	107	Cristian Ricciarini	35.126	13	99	Guillaume Maio	2:06.672	2:06.894	14
14	9	Andreas Stucki	45.516	333	Gabor Tim	45.962	211	Nikola Miljkovic	35.141	14	107	Cristian Ricciarini	2:06.689	2:07.246	19
15	43	Damiano Puccetti	45.529	199	Alejandro Schimpf	45.996	93	Lantos Szabolcs	35.147	15	113	Adrian Schimpf	2:06.705	2:06.706	11
16	21	Stephan Polderman	45.555	16	Lionel Viguier	46.023	199	Alejandro Schimpf	35.204	16	199	Alejandro Schimpf	2:06.707	2:06.919	15
17	10	Cristian Ricciarini	45.645	113	Adrian Schimpf	46.032	9	Andreas Stucki	35.211	17	333	Gabor Tim	2:06.848	2:06.984	16
18	33	Gabor Tim	45.646	93	Lantos Szabolcs	46.038	333	Gabor Tim	35.240	18	93	Lantos Szabolcs	2:06.866	2:07.046	17
19	99	Guillaume Maio	45.678	9	Andreas Stucki	46.161	113	Adrian Schimpf	35.255	19	9	Andreas Stucki	2:06.888	2:07.099	18
20	93	Lantos Szabolcs	45.681	60	Leonardo Arduini	46.189	43	Damiano Puccetti	35.313	20	85	Benjamin Cauvas	2:07.181	2:07.546	20
21	85	Benjamin Cauvas	45.731	21	Stephan Polderman	46.305	3	Daniel Nyffeler	35.461	21	60	Leonardo Arduini	2:07.435	2:07.567	21
22	60	Leonardo Arduini	45.778	85	Benjamin Cauvas	46.342	60	Leonardo Arduini	35.468	22	21	Stephan Polderman	2:07.466	2:08.175	24
23	3	Daniel Nyffeler	45.851	3	Daniel Nyffeler	46.366	55	René Steemetz	35.470	23	3	Daniel Nyffeler	2:07.678	2:07.785	22
24	55	René Steemetz	45.874	51	Henrik Seibel	46.395	21	Stephan Polderman	35.606	24	55	René Steemetz	2:07.936	2:08.138	23
25	51	Henrik Seibel	46.167	55	René Steemetz	46.592	51	Henrik Seibel	35.657	25	51	Henrik Seibel	2:08.219	2:08.404	25





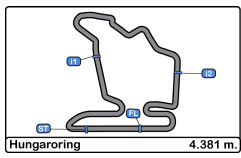
Hungaroring
Clio Cup Series
Collective Test 2
Best 5 Lap Times

CLIO CUP

SERIES

Cls	N°	Driver	Nat	Cat	Cls	Team	Nat	Group	Best 1		Best 2		Best 3		Best 4		Best 5	
									Time	Lap	Time	Lap	Time	Lap	Time	Lap	Time	Lap
1	12	Gabriele Torelli	ITA			Rangoni Corse	ITA	EUR & MID	2:05.512	7	2:05.631	12	2:05.737	9	2:05.744	10	2:05.786	8
2	15	David Pouget	FRA			GPA Racing	FRA	EUR & FRA	2:05.831	4	2:06.193	12	2:06.638	3	2:06.803	8	2:07.603	13
3	558	Pierre Bredeaux	FRA	CHA	1	Comte Racing Team	FRA	EUR	2:06.091	4	2:06.183	13	2:06.386	9	2:06.391	5	2:06.618	6
4	5	Nicolas Milan	FRA			Milan Competition	FRA	EUR & FRA	2:06.179	6	2:06.233	4	2:06.309	11	2:06.319	5	2:06.425	10
5	101	Tomas Pekar	CZE			Carpek Racing	CZE	EUR & MID	2:06.180	4	2:06.600	12	2:06.690	8	2:07.029	9	2:07.094	11
6	1	Anthony Jurado	FRA			Milan Competition	FRA	EUR & MID	2:06.192	7	2:06.201	12	2:06.321	4	2:06.398	11	2:06.500	5
7	125	Jerzy Spinkiewicz	POL			UNIQ Racing	POL	EUR & ITA	2:06.244	9	2:06.251	4	2:06.494	10	2:06.970	6	2:07.032	5
8	211	Nikola Miljkovic	SRB	CHA	2	Tempo Racing Team	SRB	EUR & MID	2:06.549	12	2:06.719	10	2:06.750	7	2:06.914	11	2:07.003	4
9	16	Lionel Viguiet	FRA	RAC	1	T2CM	FRA	EUR & FRA	2:06.600	4	2:07.336	8	2:07.467	11	2:07.562	7	2:07.563	6
10	82	Jacopo Guiseppe	ITA	CHA	3	ESSECORSE	ITA	EUR & ITA	2:06.657	12	2:06.801	11	2:06.829	9	2:07.042	10	2:07.216	6
11	113	Adrian Schimpf	ESP	CHA	4	AST Competition	ESP	EUR & ESP	2:06.706	10	2:06.970	11	2:07.033	9	2:07.061	4	2:08.271	3
12	43	Damiano Puccetti	ITA	CHA	5	Rangoni Corse	ITA	EUR & MID	2:06.801	9	2:06.912	6	2:07.063	7	2:07.304	5	2:07.394	4
13	91	Luca Franca	ITA	RAC	2	MC Motortecnica	ITA	EUR & ITA	2:06.816	5	2:15.913	9	2:18.882	2	2:33.536	10	7:05.807	6
14	99	Guillaume Maio	FRA	CHA	6	GM Sport	FRA	EUR & MID	2:06.894	12	2:06.932	13	2:07.279	10	2:07.383	7	2:07.787	6
15	199	Alejandro Schimpf	ESP	CHA	7	AST Competition	ESP	EUR & ESP	2:06.919	10	2:07.031	11	2:07.121	7	2:07.307	6	2:07.528	4
16	333	Gabor Tim	HUN	CHA	8	GM Sport	FRA	EUR & MID	2:06.984	13	2:07.068	11	2:07.127	4	2:07.170	9	2:07.436	10
17	93	Lantos Szabolcs	CZE	CHA	9	Carpek Racing	CZE	MID	2:07.046	9	2:07.065	12	2:07.087	6	2:07.095	5	2:07.191	11
18	9	Andreas Stucki	CHE			Stucki Motorsport	CHE	MID	2:07.099	11	2:07.109	12	2:07.125	13	2:07.472	7	2:08.035	6
19	107	Cristian Ricciarini	ITA			ESSECORSE	ITA	EUR & ITA	2:07.246	5	2:07.274	11	2:07.374	13	2:07.433	10	2:07.890	8
20	85	Benjamin Cauvas	FRA	RAC	3	GPA Racing	FRA	EUR	2:07.546	5	2:07.974	13	2:08.098	8	2:08.108	6	2:08.215	4
21	60	Leonardo Arduini	ITA	CHA	10	MC Motortecnica	ITA	EUR & ITA	2:07.567	10	2:07.610	12	2:08.082	5	2:08.092	9	2:08.291	4
22	3	Daniel Nyffeler	CHE	CHA	11	Stucki Motorsport	CHE	MID	2:07.785	11	2:08.143	13	2:08.230	12	2:08.244	6	2:08.305	9
23	55	René Steemetz	NLD	RAC	4	AST Competition	ESP	EUR & MID	2:08.138	12	2:08.458	10	2:08.551	9	2:11.269	2	2:14.919	7
24	21	Stephan Polderman	NLD	RAC	5	AST Competition	ESP	EUR & MID	2:08.175	6	2:08.551	7	2:09.708	13	2:09.983	12	2:10.364	3
25	51	Henrik Seibel	DEU	CHA	12	Carpek Racing	CZE	MID	2:08.404	3	2:08.479	5	2:08.728	8	2:08.971	13	2:09.018	9





Hungaroring
Clio Cup Series
Collective Test 2
Best 5 Top Speeds

CLIO CUP

SERIES

Clas	N°	Driver	Nat	Cat	Cls	Team	Nat	Group	Top 1		Top 2		Top 3		Top 4		Top 5		Avg
									Km/h	Lap	Km/h	Lap	Km/h	Lap	Km/h	Lap	Km/h	Lap	
1	82	Jacopo Guiseppa	ITA	CHA	1	ESSECORSE	ITA	EUR & ITA	185.8	4	185.2	10	184.6	5	184.3	9	183.9	6	184.8
2	21	Stephan Polderman	NLD	RAC	1	AST Competition	ESP	EUR & MID	184.9	12	182.7	6	182.4	7	182.4	11	182.4	13	182.9
3	113	Adrian Schimpf	ESP	CHA	2	AST Competition	ESP	EUR & ESP	184.9	4	184.3	7	183.9	5	183.3	3	182.7	6	183.8
4	16	Lionel Viguiet	FRA	RAC	2	T2CM	FRA	EUR & FRA	184.6	4	184.3	3	183.3	11	182.7	5	181.8	6	183.3
5	199	Alejandro Schimpf	ESP	CHA	3	AST Competition	ESP	EUR & ESP	184.6	6	184.3	11	183.3	3	183.3	10	182.7	5	183.6
6	5	Nicolas Milan	FRA			Milan Competition	FRA	EUR & FRA	184.3	5	183.0	14	182.7	8	182.4	7	182.4	13	182.9
7	1	Anthony Jurado	FRA			Milan Competition	FRA	EUR & MID	183.9	5	183.9	8	183.6	4	183.6	7	183.3	6	183.7
8	101	Tomas Pekar	CZE			Carpek Racing	CZE	EUR & MID	183.9	3	183.0	11	181.5	10	181.2	5	180.9	6	182.1
9	211	Nikola Miljkovic	SRB	CHA	4	Tempo Racing Team	SRB	EUR & MID	183.6	10	181.5	12	181.2	11	181.2	13	179.7	7	181.4
10	558	Pierre Bredeaux	FRA	CHA	5	Comte Racing Team	FRA	EUR	183.6	3	183.6	4	183.0	5	183.0	6	182.7	7	183.2
11	15	David Pouget	FRA			GPA Racing	FRA	EUR & FRA	183.3	5	182.7	6	182.1	4	181.8	3	180.3	8	182.0
12	125	Jerzy Spinkiewicz	POL			UNIQ Racing	POL	EUR & ITA	183.3	4	183.0	3	182.7	6	182.4	5	181.2	10	182.5
13	85	Benjamin Cauvas	FRA	RAC	3	GPA Racing	FRA	EUR	183.0	6	182.7	3	182.1	4	181.8	5	181.8	13	182.3
14	91	Luca Franca	ITA	RAC	4	MC Motortecnica	ITA	EUR & ITA	183.0	5	182.1	4	181.5	2	181.5	6	181.2	3	181.8
15	93	Lantos Szabolcs	CZE	CHA	6	Carpek Racing	CZE	MID	183.0	4	181.5	5	181.2	11	181.2	12	180.6	6	181.5
16	107	Cristian Ricciarini	ITA			ESSECORSE	ITA	EUR & ITA	183.0	4	181.5	6	181.2	5	180.9	3	179.4	13	181.2
17	55	René Steemetz	NLD	RAC	5	AST Competition	ESP	EUR & MID	182.7	4	182.4	5	182.4	9	181.8	7	181.5	6	182.1
18	60	Leonardo Arduini	ITA	CHA	7	MC Motortecnica	ITA	EUR & ITA	182.7	2	182.4	4	182.4	5	182.4	7	182.1	6	182.4
19	9	Andreas Stucki	CHE			Stucki Motorsport	CHE	MID	181.8	13	181.2	12	180.6	5	180.3	9	180.3	14	180.8
20	12	Gabriele Torelli	ITA			Rangoni Corse	ITA	EUR & MID	181.8	5	181.5	11	181.5	12	181.2	4	181.2	9	181.4
21	333	Gabor Tim	HUN	CHA	8	GM Sport	FRA	EUR & MID	181.8	6	181.5	4	180.9	3	180.6	13	180.0	5	180.9
22	43	Damiano Puccetti	ITA	CHA	9	Rangoni Corse	ITA	EUR & MID	181.5	5	181.5	13	180.6	7	180.6	11	180.3	4	180.9
23	3	Daniel Nyffeler	CHE	CHA	10	Stucki Motorsport	CHE	MID	181.2	8	180.6	7	180.3	5	180.0	4	180.0	6	180.4
24	51	Henrik Seibel	DEU	CHA	11	Carpek Racing	CZE	MID	181.2	4	180.6	3	180.6	10	180.3	5	179.1	6	180.3
25	99	Guillaume Maio	FRA	CHA	12	GM Sport	FRA	EUR & MID	181.2	7	180.3	12	179.4	6	179.4	13	178.8	5	179.8





Hungaroring
Clio Cup Series
Collective Test 2

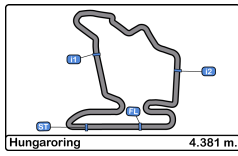
CLIO CUP

SERIES

Fastest Laps Sequence

Lap	Time of Day	Session Time	N° Driver	Nat	Cat	Team	Nat	Group	Time	Km/h	
2	13:33:08.453	5:08.453	107 Cristian Ricciarini		ITA	ESSECORSE		ITA	EUR & ITA	2:09.463	121.8
2	13:33:09.361	5:09.361	101 Tomas Pekar		CZE	Carpek Racing		CZE	EUR & MID	2:09.251	122.0
2	13:33:31.330	5:31.330	5 Nicolas Milan		FRA	Milan Competition		FRA	EUR & FRA	2:07.916	123.2
2	13:33:47.881	5:47.881	12 Gabriele Torelli		ITA	Rangoni Corse		ITA	EUR & MID	2:06.774	124.4
3	13:35:40.617	7:40.617	15 David Pouget		FRA	GPA Racing		FRA	EUR & FRA	2:06.638	124.5
3	13:35:53.785	7:53.785	12 Gabriele Torelli		ITA	Rangoni Corse		ITA	EUR & MID	2:05.904	125.2
4	13:37:46.448	9:46.448	15 David Pouget		FRA	GPA Racing		FRA	EUR & FRA	2:05.831	125.3
7	13:48:53.827	20:53.827	12 Gabriele Torelli		ITA	Rangoni Corse		ITA	EUR & MID	2:05.512	125.6





Hungaroring
Clio Cup Series
Collective Test 2

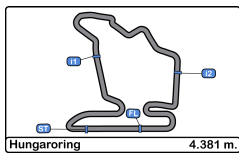
CLIO CUP

SERIES

Event Best Maximum Speed

N°	Driver	Nat	Cat	Clas	Team	Nat	Group	Km/h	Session
82	Jacopo Guiseppe	ITA	CHA	1	ESSECORSE	ITA	EUR & ITA	186.2	Collective Test 1
1	Anthony Jurado	FRA			Milan Competition	FRA	EUR & MID	185.8	Collective Test 1
60	Leonardo Arduini	ITA	CHA	2	MC Motortecnica	ITA	EUR & ITA	185.5	Collective Test 1
55	René Steemetz	NLD	RAC	1	AST Competition	ESP	EUR & MID	185.2	Collective Test 1
199	Alejandro Schimpf	ESP	CHA	3	AST Competition	ESP	EUR & ESP	184.9	Collective Test 1
113	Adrian Schimpf	ESP	CHA	4	AST Competition	ESP	EUR & ESP	184.9	Collective Test 2
21	Stephan Polderman	NLD	RAC	2	AST Competition	ESP	EUR & MID	184.9	Collective Test 2
558	Pierre Bredeaux	FRA	CHA	5	Comte Racing Team	FRA	EUR	184.6	Collective Test 1
5	Nicolas Milan	FRA			Milan Competition	FRA	EUR & FRA	184.6	Collective Test 1
16	Lionel Viguier	FRA	RAC	3	T2CM	FRA	EUR & FRA	184.6	Collective Test 2
15	David Pouget	FRA			GPA Racing	FRA	EUR & FRA	183.9	Collective Test 1
125	Jerzy Spinkiewicz	POL			UNIQ Racing	POL	EUR & ITA	183.9	Collective Test 1
101	Tomas Pekar	CZE			Carpek Racing	CZE	EUR & MID	183.9	Collective Test 2
91	Luca Franca	ITA	RAC	4	MC Motortecnica	ITA	EUR & ITA	183.6	Collective Test 1
12	Gabriele Torelli	ITA			Rangoni Corse	ITA	EUR & MID	183.6	Collective Test 1
211	Nikola Miljkovic	SRB	CHA	6	Tempo Racing Team	SRB	EUR & MID	183.6	Collective Test 2
43	Damiano Puccetti	ITA	CHA	7	Rangoni Corse	ITA	EUR & MID	183.3	Collective Test 1
93	Lantos Szabolcs	CZE	CHA	8	Carpek Racing	CZE	MID	183.3	Collective Test 1
107	Cristian Ricciarini	ITA			ESSECORSE	ITA	EUR & ITA	183.0	Collective Test 1
3	Daniel Nyffeler	CHE	CHA	9	Stucki Motorsport	CHE	MID	183.0	Collective Test 1
85	Benjamin Cauvas	FRA	RAC	5	GPA Racing	FRA	EUR	183.0	Collective Test 2
333	Gabor Tim	HUN	CHA	10	GM Sport	FRA	EUR & MID	181.8	Collective Test 2
9	Andreas Stucki	CHE			Stucki Motorsport	CHE	MID	181.8	Collective Test 2
51	Henrik Seibel	DEU	CHA	11	Carpek Racing	CZE	MID	181.2	Collective Test 2
99	Guillaume Maio	FRA	CHA	12	GM Sport	FRA	EUR & MID	181.2	Collective Test 2





Hungaroring
Clio Cup Series
Collective Test 2
Pit Stop Analysis

CLIO CUP
SERIES

12 Gabriele Torelli EUR & MID
 Rangoni Corse

N°	In Day Time	In Time	Out Time	Pit Time	T. Pit Time	Handicap	Diff.
1	13:40:07.183	13:40:07.183	13:44:44.559	4:37.376	4:37.376		

15 David Pouget EUR & FRA
 GPA Racing

N°	In Day Time	In Time	Out Time	Pit Time	T. Pit Time	Handicap	Diff.
1	13:42:04.993	13:42:04.993	13:43:41.377	1:36.384	1:36.384		
2	13:52:22.648	13:52:22.648	13:53:40.248	1:17.600	2:53.984		

16 Lionel Viguier EUR & FRA
 RAC T2CM

N°	In Day Time	In Time	Out Time	Pit Time	T. Pit Time	Handicap	Diff.
1	13:48:32.049	13:48:32.049	13:50:56.812	2:24.763	2:24.763		

21 Stephan Polderman EUR & MID
 RAC AST Competition

N°	In Day Time	In Time	Out Time	Pit Time	T. Pit Time	Handicap	Diff.
1	13:48:25.464	13:48:25.464	13:50:08.008	1:42.544	1:42.544		

43 Damiano Puccetti EUR & MID
 CHA Rangoni Corse

N°	In Day Time	In Time	Out Time	Pit Time	T. Pit Time	Handicap	Diff.
1	13:53:02.519	13:53:02.519	13:54:10.354	1:07.835	1:07.835		

51 Henrik Seibel MID
 CHA Carpek Racing

N°	In Day Time	In Time	Out Time	Pit Time	T. Pit Time	Handicap	Diff.
1	13:50:25.880	13:50:25.880	13:52:16.875	1:50.995	1:50.995		

55 René Steemetz EUR & MID
 RAC AST Competition

N°	In Day Time	In Time	Out Time	Pit Time	T. Pit Time	Handicap	Diff.
1	13:44:21.361	13:44:21.361	13:45:24.354	1:02.993	1:02.993		

60 Leonardo Arduini EUR & ITA
 CHA MC Motortecnica

N°	In Day Time	In Time	Out Time	Pit Time	T. Pit Time	Handicap	Diff.
1	13:44:11.540	13:44:11.540	13:46:26.512	2:14.972	2:14.972		

82 Jacopo Guiseppe Cimenas EUR & ITA
 CHA ESSECORSE

N°	In Day Time	In Time	Out Time	Pit Time	T. Pit Time	Handicap	Diff.
1	13:43:52.730	13:43:52.730	13:45:28.476	1:35.746	1:35.746		

85 Benjamin Cauvas EUR
 RAC GPA Racing

N°	In Day Time	In Time	Out Time	Pit Time	T. Pit Time	Handicap	Diff.
1	13:48:38.820	13:48:38.820	13:50:12.009	1:33.189	1:33.189		

91 Luca Franca EUR & ITA
 RAC MC Motortecnica

N°	In Day Time	In Time	Out Time	Pit Time	T. Pit Time	Handicap	Diff.
1	13:41:57.258	13:41:57.258	13:44:47.200	2:49.942	2:49.942		

93 Lantos Szabolcs MID
 CHA Carpek Racing

N°	In Day Time	In Time	Out Time	Pit Time	T. Pit Time	Handicap	Diff.
1	13:43:54.989	13:43:54.989	13:45:08.942	1:13.953	1:13.953		

99 Guillaume Maio EUR & MID
 CHA GM Sport

N°	In Day Time	In Time	Out Time	Pit Time	T. Pit Time	Handicap	Diff.
1	13:46:17.777	13:46:17.777	13:47:44.927	1:27.150	1:27.150		

101 Tomas Pekar EUR & MID
 Carpek Racing

N°	In Day Time	In Time	Out Time	Pit Time	T. Pit Time	Handicap	Diff.
1	13:41:37.380	13:41:37.380	13:43:22.996	1:45.616	1:45.616		

107 Cristian Ricciarini EUR & ITA
 ESSECORSE

N°	In Day Time	In Time	Out Time	Pit Time	T. Pit Time	Handicap	Diff.
1	13:41:43.909	13:41:43.909	13:44:00.240	2:16.331	2:16.331		

113 Adrian Schimpf EUR & ESP
 CHA AST Competition

N°	In Day Time	In Time	Out Time	Pit Time	T. Pit Time	Handicap	Diff.
1	13:43:51.678	13:43:51.678	13:50:05.934	6:14.256	6:14.256		

125 Jerzy Spinkiewicz EUR & ITA
 UNIQ Racing

N°	In Day Time	In Time	Out Time	Pit Time	T. Pit Time	Handicap	Diff.
1	13:43:49.337	13:43:49.337	13:45:45.210	1:55.873	1:55.873		

199 Alejandro Schimpf EUR & ESP
 CHA AST Competition

N°	In Day Time	In Time	Out Time	Pit Time	T. Pit Time	Handicap	Diff.
1	13:45:57.252	13:45:57.252	13:50:06.887	4:09.635	4:09.635		

333 Gabor Tim EUR & MID
 CHA GM Sport

N°	In Day Time	In Time	Out Time	Pit Time	T. Pit Time	Handicap	Diff.
1	13:42:12.011	13:42:12.011	13:44:04.729	1:52.718	1:52.718		

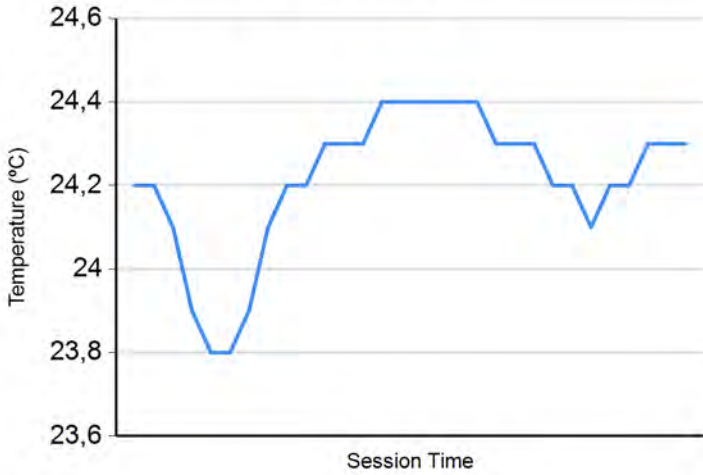
558 Pierre Bredeaux EUR
 CHA Comte Racing Team

N°	In Day Time	In Time	Out Time	Pit Time	T. Pit Time	Handicap	Diff.
1	13:44:07.232	13:44:07.232	13:46:01.461	1:54.229	1:54.229		

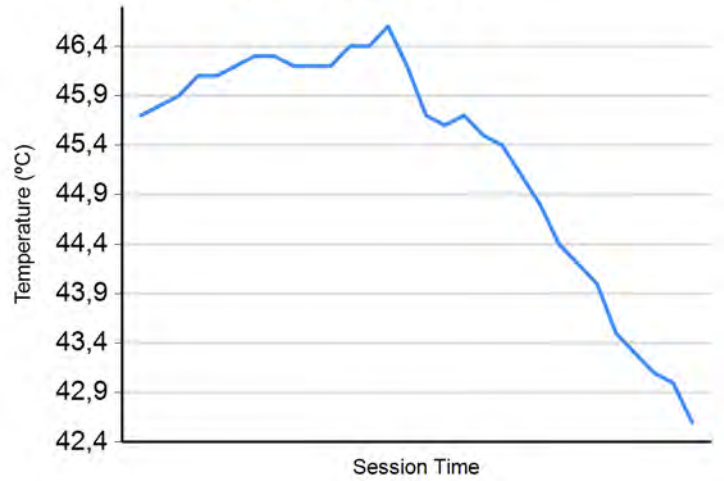




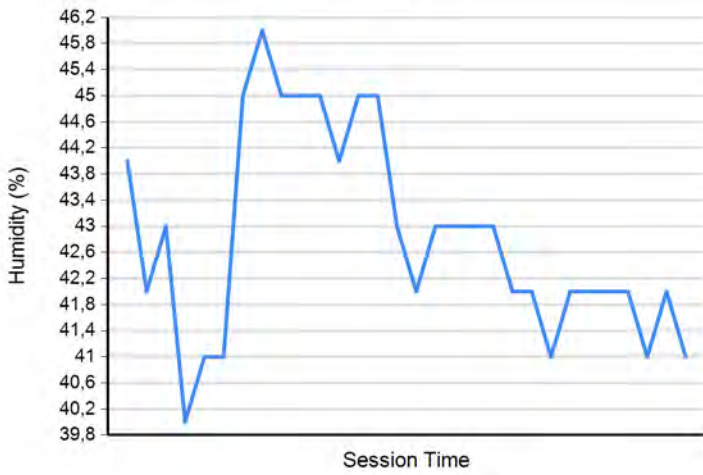
Air Temperature



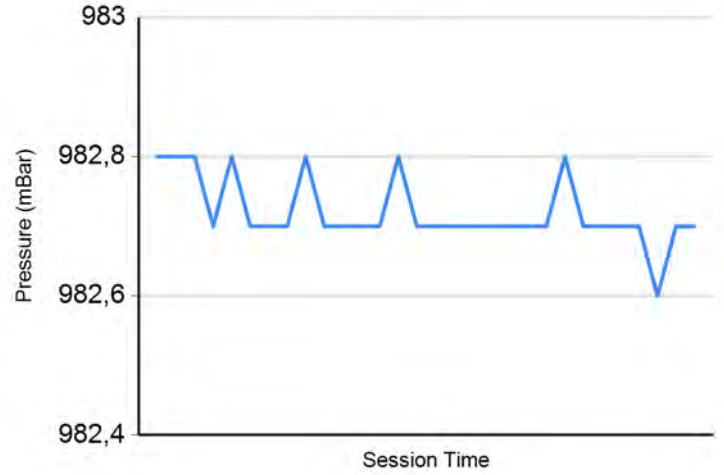
Track Temperature



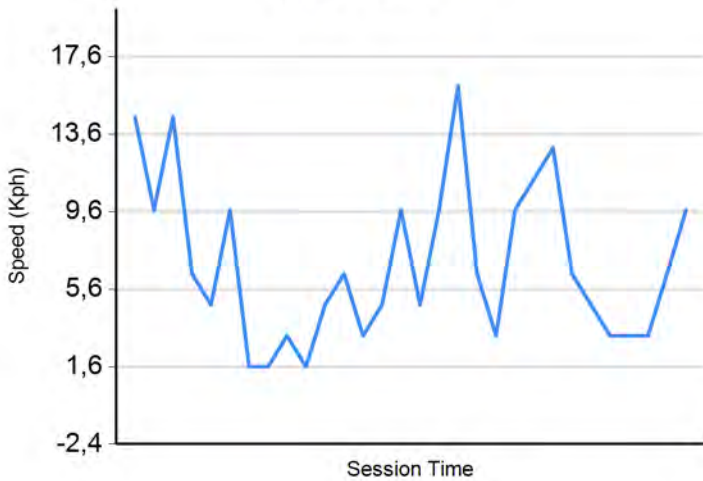
Humidity



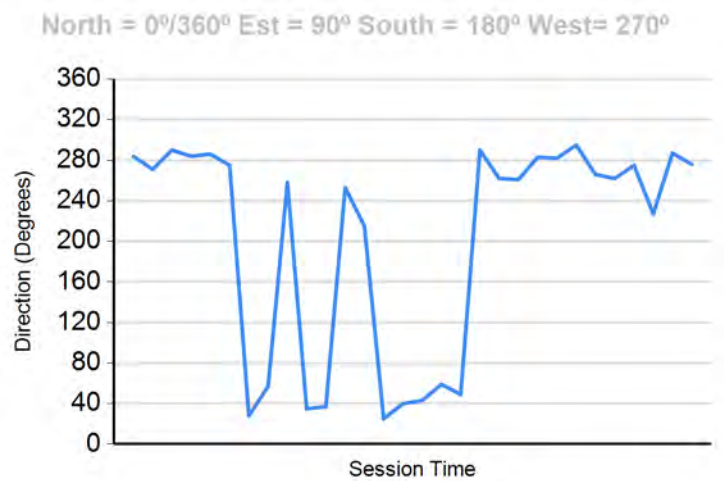
Pressure



Wind Speed



Wind direction





Hungaroring
Clio Cup Series
Collective Test 1 - 2
Combined Results

CLIO CUP

SERIES

Cls	N°	Driver	Nat	Cat	Clas	Team	Nat	Group	Laps	CT1	CT2	Best	Gap	Interval	Km/h		
1	12	Gabriele Torelli	ITA			Rangoni Corse	ITA	EUR & MID	25	2:05.208	7	2:05.512	7	2:05.208	125.9		
2	5	Nicolas Milan	FRA			Milan Competition	FRA	EUR & FRA	28	2:05.246	11	2:06.179	6	2:05.246	0.038	0.038	125.9
3	1	Anthony Jurado	FRA			Milan Competition	FRA	EUR & MID	28	2:05.301	6	2:06.192	7	2:05.301	0.093	0.055	125.8
4	91	Luca Franca	ITA	RAC	1	MC Motortecnica	ITA	EUR & ITA	17	2:05.643	4	2:06.816	5	2:05.643	0.435	0.342	125.5
5	15	David Pouget	FRA			GPA Racing	FRA	EUR & FRA	26	2:05.656	11	2:05.831	4	2:05.656	0.448	0.013	125.5
6	55	Pierre Bredeaux	FRA	CHA	1	Comte Racing Team	FRA	EUR	26	2:05.662	11	2:06.091	4	2:05.662	0.454	0.006	125.5
7	10	Tomas Pekar	CZE			Carpek Racing	CZE	EUR & MID	26	2:05.710	9	2:06.180	4	2:05.710	0.502	0.048	125.4
8	21	Nikola Miljkovic	SRB	CHA	2	Tempo Racing Team	SRB	EUR & MID	27	2:05.804	12	2:06.549	12	2:05.804	0.596	0.094	125.3
9	33	Gabor Tim	HUN	CHA	3	GM Sport	HUN	EUR & MID	27	2:05.973	9	2:06.984	13	2:05.973	0.765	0.169	125.1
10	12	Jerzy Spinkiewicz	POL			UNIQ Racing	POL	EUR & ITA	24	2:06.116	12	2:06.244	9	2:06.116	0.908	0.143	125.0
11	10	Cristian Ricciarini	ITA			ESSECORSE	ITA	EUR & ITA	26	2:06.184	8	2:07.246	5	2:06.184	0.976	0.068	124.9
12	93	Lantos Szabolcs	CZE	CHA	4	Carpek Racing	CZE	MID	26	2:06.189	12	2:07.046	9	2:06.189	0.981	0.005	124.9
13	11	Adrian Schimpf	ESP	CHA	5	AST Competition	ESP	EUR & ESP	24	2:06.305	13	2:06.706	10	2:06.305	1.097	0.116	124.8
14	82	Jacopo Guisepppe	ITA	CHA	6	ESSECORSE	ITA	EUR & ITA	27	2:06.447	13	2:06.657	12	2:06.447	1.239	0.142	124.7
15	16	Lionel Viguier	FRA	RAC	2	T2CM	FRA	EUR & FRA	26	2:07.054	13	2:06.600	4	2:06.600	1.392	0.153	124.5
16	9	Andreas Stucki	CHE			Stucki Motorsport	CHE	MID	27	2:06.690	13	2:07.099	11	2:06.690	1.482	0.090	124.4
17	60	Leonardo Arduini	ITA	CHA	7	MC Motortecnica	ITA	EUR & ITA	25	2:06.782	12	2:07.567	10	2:06.782	1.574	0.092	124.3
18	43	Damiano Puccetti	ITA	CHA	8	Rangoni Corse	ITA	EUR & MID	26	2:07.216	6	2:06.801	9	2:06.801	1.593	0.019	124.3
19	99	Guillaume Maio	FRA	CHA	9	GM Sport	FRA	EUR & MID	15	2:42.787	2	2:06.894	12	2:06.894	1.686	0.093	124.2
20	19	Alejandro Schimpf	ESP	CHA	10	AST Competition	ESP	EUR & ESP	24	2:08.409	3	2:06.919	10	2:06.919	1.711	0.025	124.2
21	85	Benjamin Cauvas	FRA	RAC	3	GPA Racing	FRA	EUR	26	2:07.188	13	2:07.546	5	2:07.188	1.980	0.269	124.0
22	55	René Steemetz	NLD	RAC	4	AST Competition	ESP	EUR & MID	26	2:07.344	10	2:08.138	12	2:07.344	2.136	0.156	123.8
23	3	Daniel Nyffeler	CHE	CHA	11	Stucki Motorsport	CHE	MID	28	2:08.327	12	2:07.785	11	2:07.785	2.577	0.441	123.4
24	51	Henrik Seibel	DEU	CHA	12	Carpek Racing	CZE	MID	27	2:08.103	11	2:08.404	3	2:08.103	2.895	0.318	123.1
25	21	Stephan Polderman	NLD	RAC	5	AST Competition	ESP	EUR & MID	26	2:08.172	13	2:08.175	6	2:08.172	2.964	0.069	123.0

*** PENALTIES**

CARS #1 - #3 - #5 - #21 - #43 - #55 - #82 - #60 - #91 - #93 - #101 - #107 - #113 - #199 - #211 - #333 - #558 SOME LAP TIMES DELETED DUE TRACK LIMITS

CARS #1 - #9 - #15 - #21 - #43 - #51 - #55 - #60 - #82 - #85 - #91 - #99 - #101 - #107 - #113 - #125 - #199 - #211 - #333 - #558 SOME LAP TIMES DELETED DUE TRACK LIMITS

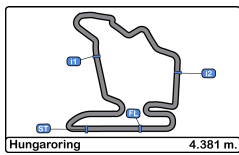
Published at:.....

Race Director:

Timekeeper:


 Luis Garcia
 JOB-1605-ESP/M





Hungaroring
Clio Cup Series
Qualifying - 1
Provisional Results

CLIO CUP SERIES

Clas	Nº	Driver	Nat	Cat	Clas	Team	Nat	Class	Clas	Laps	Best	Time	Gap	Interval	Km/h
1	12	Gabriele Torelli	ITA			Rangoni Corse	ITA	EUR & MID	1	6	4	2:05.129			126.0
2	1	Anthony Jurado	FRA			Milan Competition	FRA	EUR & MID	2	9	3	2:05.374	0.245	0.245	125.7
3	125	Jerzy Spinkiewicz	POL			UNIQ Racing	POL	EUR & ITA	1	6	3	2:05.539	0.410	0.165	125.6
4	15	David Pouget	FRA			GPA Racing	FRA	EUR & FRA	1	9	3	2:05.566	0.437	0.027	125.6
5	5	Nicolas Milan	FRA			Milan Competition	FRA	EUR & FRA	2	9	6	2:05.828	0.699	0.262	125.3
6	91	Luca Franca	ITA	RAC	1	MC Motortecnica	ITA	EUR & ITA	2	9	9	2:05.847	0.718	0.019	125.3
7	558	Pierre Bredeaux	FRA	CHA	1	Comte Racing Team	FRA	EUR	1	9	7	2:05.877	0.748	0.030	125.2
8	101	Tomas Pekar	CZE			Carpek Racing	CZE	EUR & MID	3	9	3	2:06.008	0.879	0.131	125.1
9	113	Adrian Schimpf	ESP	CHA	2	AST Competition	ESP	EUR & ESP	1	8	4	2:06.127	0.998	0.119	125.0
10	82	Jacopo Guiseppe Cimenes	ITA	CHA	3	ESSECORSE	ITA	EUR & ITA	3	9	3	2:06.268	1.139	0.141	124.9
11	99	Guillaume Maio	FRA	CHA	4	GM Sport	FRA	EUR & MID	4	9	3	2:06.290	1.161	0.022	124.8
12	211	Nikola Miljkovic	SRB	CHA	5	Tempo Racing Team	SRB	EUR & MID	5	9	4	2:06.462	1.333	0.172	124.7
13	43	Damiano Puccetti	ITA	CHA	6	Rangoni Corse	ITA	EUR & MID	6	9	4	2:06.475	1.346	0.013	124.7
14	9	Andreas Stucki	CHE			Stucki Motorsport	CHE	MID	1	9	4	2:06.481	1.352	0.006	124.6
15	107	Cristian Ricciarini	ITA			ESSECORSE	ITA	EUR & ITA	4	9	3	2:06.577	1.448	0.096	124.6
16	60	Leonardo Arduini	ITA	CHA	7	MC Motortecnica	ITA	EUR & ITA	5	9	6	2:06.798	1.669	0.221	124.3
17	93	Lantos Szabolcs	CZE	CHA	8	Carpek Racing	CZE	MID	2	9	7	2:06.910	1.781	0.112	124.2
18	16	Lionel Viguier	FRA	RAC	2	T2CM	FRA	EUR & FRA	3	9	3	2:06.939	1.810	0.029	124.2
19	199	Alejandro Schimpf	ESP	CHA	9	AST Competition	ESP	EUR & ESP	2	9	3	2:07.073	1.944	0.134	124.1
20	21	Stephan Polderman	NLD	RAC	3	AST Competition	ESP	EUR & MID	7	8	3	2:07.351	2.222	0.278	123.8
21	85	Benjamin Cauvas	FRA	RAC	4	GPA Racing	FRA	EUR	2	9	4	2:07.559	2.430	0.208	123.6
22	55	René Steemetz	NLD	RAC	5	AST Competition	ESP	EUR & MID	8	9	7	2:07.576	2.447	0.017	123.6
23	3	Daniel Nyffeler	CHE	CHA	10	Stucki Motorsport	CHE	MID	3	9	8	2:08.059	2.930	0.483	123.1
24	51	Henrik Seibel	CZE	CHA	11	Carpek Racing	CZE	MID	4	2	2	2:10.131	5.002	2.072	121.1
Not classified: Max. qual. time: 110% = 2:17.642															
	333	Gabor Tim	HUN	CHA	12	GM Sport	FRA	EUR & MID	9	6	4	2:33.866	28.737	23.735	102.5

*** PENALTIES**

CARS #5 - #9 - #16 - #21 - #43 - #55 - #60 - #85 - #91 - #99 - #107 - #113 - #199 - #211 - #333 - #558 SOME LAP TIMES DELETED DUE TRACK LIMITS

Published at:.....

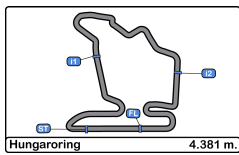
Track Temp: **42.1 °C** Air Temp: **22.6 °C** Humidity: **51 %** Track Status: **DRY**

Race Director:

Timekeeper:

Luis Garcia
 JOB-1605-ESP/M





Hungaroring
Clio Cup Series
Qualifying - 1

CLIO CUP

SERIES

Provisional Results by Category

Clas	Nº	Driver	Nat	Cat	Clas	Team	Nat	Group	Laps	Best	Time	Gap	Interval	Km/h
1	12	Gabriele Torelli	ITA			Rangoni Corse	ITA	EUR & MID	6	4	2:05.129			126.0
2	1	Anthony Jurado	FRA			Milan Competition	FRA	EUR & MID	9	3	2:05.374	0.245	0.245	125.7
3	125	Jerzy Spinkiewicz	POL			UNIQ Racing	POL	EUR & ITA	6	3	2:05.539	0.410	0.165	125.6
4	15	David Pouget	FRA			GPA Racing	FRA	EUR & FRA	9	3	2:05.566	0.437	0.027	125.6
5	5	Nicolas Milan	FRA			Milan Competition	FRA	EUR & FRA	9	6	2:05.828	0.699	0.262	125.3
6	101	Tomas Pekar	CZE			Carpek Racing	CZE	EUR & MID	9	3	2:06.008	0.879	0.180	125.1
7	9	Andreas Stucki	CHE			Stucki Motorsport	CHE	MID	9	4	2:06.481	1.352	0.473	124.6
8	107	Cristian Ricciarini	ITA			ESSECORSE	ITA	EUR & ITA	9	3	2:06.577	1.448	0.096	124.6

RAC

Clas	Nº	Driver	Nat	Cat	Clas	Team	Nat	Group	Laps	Best	Time	Gap	Interval	Km/h
1	91	Luca Franca	ITA	RAC	1	MC Motortechnica	ITA	EUR & ITA	9	9	2:05.847			125.3
2	16	Lionel Viguier	FRA	RAC	2	T2CM	FRA	EUR & FRA	9	3	2:06.939	1.092	1.092	124.2
3	21	Stephan Polderman	NLD	RAC	3	AST Competition	ESP	EUR & MID	8	3	2:07.351	1.504	0.412	123.8
4	85	Benjamin Cauvas	FRA	RAC	4	GPA Racing	FRA	EUR	9	4	2:07.559	1.712	0.208	123.6
5	55	René Steemetz	NLD	RAC	5	AST Competition	ESP	EUR & MID	9	7	2:07.576	1.729	0.017	123.6

CHA

Clas	Nº	Driver	Nat	Cat	Clas	Team	Nat	Group	Laps	Best	Time	Gap	Interval	Km/h
1	558	Pierre Bredeaux	FRA	CHA	1	Comte Racing Team	FRA	EUR	9	7	2:05.877			125.2
2	113	Adrian Schimpf	ESP	CHA	2	AST Competition	ESP	EUR & ESP	8	4	2:06.127	0.250	0.250	125.0
3	82	Jacopo Guiseppe Cimenes	ITA	CHA	3	ESSECORSE	ITA	EUR & ITA	9	3	2:06.268	0.391	0.141	124.9
4	99	Guillaume Maio	FRA	CHA	4	GM Sport	FRA	EUR & MID	9	3	2:06.290	0.413	0.022	124.8
5	211	Nikola Miljkovic	SRB	CHA	5	Tempo Racing Team	SRB	EUR & MID	9	4	2:06.462	0.585	0.172	124.7
6	43	Damiano Puccetti	ITA	CHA	6	Rangoni Corse	ITA	EUR & MID	9	4	2:06.475	0.598	0.013	124.7
7	60	Leonardo Arduini	ITA	CHA	7	MC Motortechnica	ITA	EUR & ITA	9	6	2:06.798	0.921	0.323	124.3
8	93	Lantos Szabolcs	CZE	CHA	8	Carpek Racing	CZE	MID	9	7	2:06.910	1.033	0.112	124.2
9	199	Alejandro Schimpf	ESP	CHA	9	AST Competition	ESP	EUR & ESP	9	3	2:07.073	1.196	0.163	124.1
10	3	Daniel Nyffeler	CHE	CHA	10	Stucki Motorsport	CHE	MID	9	8	2:08.059	2.182	0.986	123.1
11	51	Henrik Seibel	DEU	CHA	11	Carpek Racing	CZE	MID	2	2	2:10.131	4.254	2.072	121.1

Not classified: Max. qual. time: 110% = 2:17.642

333	Gabor Tim	HUN	CHA	12	GM Sport	FRA	EUR & MID	6	4	2:33.866	27.989	23.735	102.5
-----	-----------	-----	-----	----	----------	-----	-----------	---	---	----------	--------	--------	-------

*** PENALTIES**


CARS #5 - #9 - #16 - #21 - #43 - #55 - #60 - #85 - #91 - #99 - #107 - #113 - #199 - #211 - #333 - #558 SOME LAP TIMES DELETED DUE TRACK LIMITS

Published at:.....

Track Temp: 42.1 °C Air Temp: 22.6 °C Humidity: 51 % Track Status: DRY

Race Director:

Timekeeper:


 Luis Garcia
 JOB-1605-ESP/M





Hungaroring
Clio Cup Series
Qualifying - 1
Lap Analysis

CLIO CUP
SERIES

1 Anthony Jurado EUR & MID **12** Gabriele Torelli EUR & MID
 Milan Competition Rangoni Corse

Lap D	Time	Sector 1	Sector 2	Sector 3	T. Spd	Elapsed
1	11:50:11.667	11:48:37.186	53.580	40.901		11:50:11.667
2	2:06.951	45.711	45.911	35.329	181.5	11:52:18.618
3	2:05.374	45.234	45.468	34.672	181.8	11:54:23.992
4	2:06.953	45.588	45.989	35.376	183.0	11:56:30.945
5	2:05.725	45.117	45.506	35.102	181.8	11:58:36.670
6	2:14.834	53.157	46.544	35.133	133.8	12:00:51.504
7	2:06.410	45.076	45.627	35.707	182.1	12:02:57.914
8	2:06.166	45.410	45.776	34.980	181.8	12:05:04.080
9	2:06.218	45.498	45.738	34.982	180.9	12:07:10.298

Lap D	Time	Sector 1	Sector 2	Sector 3	T. Spd	Elapsed
1	11:50:53.913	11:49:21.694	53.767	38.452		11:50:53.913
2	2:16.079	50.946	49.484	35.649	158.3	11:53:09.992
3	2:05.194	45.242	45.351	34.601	178.5	11:55:15.186
4	2:05.129	45.062	45.304	34.763	179.7	11:57:20.315
5	2:05.280	45.105	45.372	34.803	180.3	11:59:25.595
6	2:12.175 P	45.711	46.514	39.950	179.7	12:01:37.770

3 Daniel Nyffeler MID
 CHA Stucki Motorsport

Lap D	Time	Sector 1	Sector 2	Sector 3	T. Spd	Elapsed
1	11:50:05.692	11:48:27.669	54.777	43.246		11:50:05.692
2	2:11.274	47.536	48.059	35.679	175.6	11:52:16.966
3	2:21.949	52.401	49.428	40.120	176.7	11:54:38.915
4	2:09.013	46.070	47.399	35.544	177.9	11:56:47.928
5	2:08.876	46.155	47.321	35.400	177.3	11:58:56.804
6	2:08.080	45.747	47.030	35.303	177.0	12:01:04.884
7	2:08.322	45.798	46.957	35.567	177.9	12:03:13.206
8	2:08.059	45.845	46.498	35.716	177.9	12:05:21.265
9	2:09.515	46.355	47.255	35.905	177.0	12:07:30.780

15 David Pouget EUR & FRA
 GPA Racing

Lap D	Time	Sector 1	Sector 2	Sector 3	T. Spd	Elapsed
1	11:50:12.264	11:48:40.120	53.827	38.317		11:50:12.264
2	2:06.718	45.782	45.626	35.310	181.8	11:52:18.982
3	2:05.566	45.427	45.440	34.699	183.0	11:54:24.548
4	2:06.957	45.211	46.252	35.494	182.7	11:56:31.505
5	2:05.597	44.975	45.646	34.976	183.3	11:58:37.102
6	2:05.778	45.201	45.588	34.989	182.1	12:00:42.880
7	2:06.399	45.263	45.542	35.594	179.7	12:02:49.279
8	2:08.427	45.356	45.909	37.162	179.4	12:04:57.706
9	2:10.943	45.525	46.573	38.845	179.4	12:07:08.649

5 Nicolas Milan EUR & FRA
 Milan Competition

Lap D	Time	Sector 1	Sector 2	Sector 3	T. Spd	Elapsed
1	11:50:11.116	11:48:36.747	53.318	41.051		11:50:11.116
2	2:06.643	45.614	46.172	34.857	179.1	11:52:17.759
3	2:05.997	45.392	45.822	34.783	180.6	11:54:23.756
4	2:06.320	45.366	45.897	35.057	179.7	11:56:30.076
5	2:14.509	45.452	48.375	40.682	179.1	11:58:44.585
6	2:05.828	45.079	45.822	34.927	183.9	12:00:50.413
7	2:06.167	45.298	45.777	35.092	180.6	12:02:56.580
8	2:06.680	45.372	45.996	35.312	179.7	12:05:03.260
9	2:06.224	45.403	45.820	35.001	179.7	12:07:09.484

16 Lionel Viguier EUR & FRA
 RAC T2CM

Lap D	Time	Sector 1	Sector 2	Sector 3	T. Spd	Elapsed
1	11:50:14.669	11:48:41.967	53.985	38.717		11:50:14.669
2	2:08.585	46.319	47.097	35.169	179.7	11:52:23.254
3	2:06.939	45.591	46.413	34.935	180.6	11:54:30.193
4	2:06.948	45.808	46.172	34.968	180.3	11:56:37.141
5	2:07.060	45.675	46.022	35.363	181.2	11:58:44.201
6	2:07.826	46.050	46.586	35.190	180.6	12:00:52.027
7	2:07.186	45.298	46.459	35.429	183.0	12:02:59.213
8	2:12.983	45.876	51.367	35.740	181.2	12:05:12.196
9	2:07.093	45.454	46.362	35.277	182.1	12:07:19.289

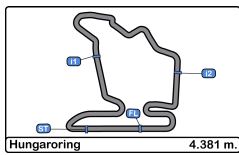
9 Andreas Stucki MID
 Stucki Motorsport

Lap D	Time	Sector 1	Sector 2	Sector 3	T. Spd	Elapsed
1	11:50:05.304	11:48:26.869	54.960	43.475		11:50:05.304
2	2:10.106	47.500	46.902	35.704	174.7	11:52:15.410
3	2:10.633	45.526	46.163	38.944	177.0	11:54:26.043
4	2:06.481	45.318	45.987	35.176	180.0	11:56:32.524
5	2:13.213	45.715	46.021	41.477	180.3	11:58:45.737
6	2:06.869	45.469	46.354	35.046	180.6	12:00:52.606
7	2:07.161	45.546	46.166	35.449	180.6	12:02:59.767
8	2:11.587	45.740	49.931	35.916	180.6	12:05:11.354
9	2:06.863	45.578	45.967	35.318	177.6	12:07:18.217

21 Stephan Polderman EUR & MID
 RAC AST Competition

Lap D	Time	Sector 1	Sector 2	Sector 3	T. Spd	Elapsed
1	11:50:56.269	11:49:25.548	53.076	37.645		11:50:56.269
2	2:16.058	50.885	49.064	36.109	145.7	11:53:12.327
3	2:07.351	45.827	46.225	35.299	181.8	11:55:19.678
4	2:07.639	45.594	46.422	35.623	180.6	11:57:27.317
5	2:07.769	45.700	46.374	35.685	180.9	11:59:35.076
6	3:14.898	50.019	1:17.610	1:07.269	178.8	12:02:49.974
7	2:09.485	45.786	47.258	36.441	181.2	12:04:59.459
8	2:08.544	45.700	46.184	36.660	179.7	12:07:08.003





Hungaroring

Clio Cup Series

Qualifying - 1

Lap Analysis

CLIO CUP

SERIES

43

Damiano Puccetti

 EUR & MID **85**

Benjamin Cauvas

EUR

CHA Rangoni Corse RAC GPA Racing

Lap D	Time	Sector 1	Sector 2	Sector 3	T. Spd	Elapsed	Lap D	Time	Sector 1	Sector 2	Sector 3	T. Spd	Elapsed
1	11:50:54.104	11:49:22.277	53.768	38.059		11:50:54.104	1	11:50:15.126	11:48:42.559	53.862	38.705		11:50:15.126
2	2:16.475	51.118	49.520	35.837	163.3	11:53:10.579	2	2:09.306	46.879	47.306	35.120	178.2	11:52:24.431
3	2:07.070	45.485	45.837	35.748	179.7	11:55:17.649	3	2:07.722	45.728	46.854	35.140	179.7	11:54:32.153
4	2:06.475	45.266	46.029	35.180	182.4	11:57:24.124	4	2:07.559	45.896	46.396	35.267	179.1	11:56:39.712
5	2:06.688	45.459	46.101	35.128	180.3	11:59:30.812	5	2:07.720	45.754	46.568	35.398	179.7	11:58:47.432
6	2:09.135	46.137	47.603	35.395	178.2	12:01:39.947	6	2:07.700	45.705	46.563	35.432	179.7	12:00:55.132
7	2:16.925	46.684	53.304	36.937	180.9	12:03:56.872	7	2:08.929	45.960	46.746	36.223	179.4	12:03:04.061
8	2:07.581	45.864	46.329	35.388	178.8	12:06:04.453	8	2:09.281	45.734	47.687	35.860	178.8	12:05:13.342
9	2:07.374	45.768	46.171	35.435	178.2	12:08:11.827	9	2:08.266	45.643	46.686	35.937	180.0	12:07:21.608

51

Henrik Seibel

 MID **91**

Luca Franca

EUR & ITA

CHA Carpek Racing RAC MC Motortecnica

Lap D	Time	Sector 1	Sector 2	Sector 3	T. Spd	Elapsed	Lap D	Time	Sector 1	Sector 2	Sector 3	T. Spd	Elapsed
1	11:50:00.000	11:48:23.421	53.763	42.816		11:50:00.000	1	11:50:27.905	11:49:03.887	47.446	36.572		11:50:27.905
2	2:10.131	47.287	46.638	36.206	174.1	11:52:10.131	2	2:11.293	48.208	47.184	35.901	180.0	11:52:39.198
3		51.287			173.9		3	2:05.921	45.280	45.823	34.818	179.7	11:54:45.119
4							4	2:05.910	45.238	45.702	34.970	181.2	11:56:51.029
5							5	2:13.384		2:58.746	35.310	169.0	11:59:04.413
6							6	2:05.994	45.487	45.635	34.872	179.1	12:01:10.407
7							7	2:05.740		2:51.320	34.897	180.3	12:03:16.117
8							8	2:11.956		5:02.320	35.853	151.0	12:05:28.073
9							9	2:05.847		7:09.040	34.980	179.7	12:07:33.920

55

René Steemetz

EUR & MID

RAC AST Competition

Lap D	Time	Sector 1	Sector 2	Sector 3	T. Spd	Elapsed	Lap D	Time	Sector 1	Sector 2	Sector 3	T. Spd	Elapsed
1	11:50:16.002	11:48:36.044	59.770	40.188		11:50:16.002	1	11:50:00.299	11:48:24.035	53.754	42.510		11:50:00.299
2	2:11.069	47.334	47.933	35.802	177.0	11:52:27.071	2	2:08.457	46.621	46.359	35.477	180.6	11:52:08.756
3	2:07.552	45.827	46.441	35.284	179.7	11:54:34.623	3	2:07.267	45.964	45.986	35.317	177.6	11:54:16.023
4	2:07.664	45.677	46.612	35.375	180.0	11:56:42.287	4	2:07.263	45.796	46.216	35.251	177.6	11:56:23.286
5	2:07.680	45.822	46.370	35.488	180.9	11:58:49.967	5	2:15.848	50.380	47.540	37.928	162.4	11:58:39.134
6	2:08.290	46.239	46.668	35.383	180.0	12:00:58.257	6	2:07.378	45.767	46.063	35.548	180.6	12:00:46.512
7	2:07.576	45.705	46.418	35.453	180.0	12:03:05.833	7	2:06.910	45.693	46.107	35.110	179.1	12:02:53.422
8	2:08.399	46.249	46.673	35.477	180.3	12:05:14.232	8	2:07.161	45.798	46.019	35.344	178.2	12:05:00.583
9	2:07.852	45.908	46.508	35.436	181.5	12:07:22.084	9	2:12.397	50.206	46.290	35.901	178.5	12:07:12.980

60

Leonardo Arduini

EUR & ITA

CHA MC Motortecnica

Lap D	Time	Sector 1	Sector 2	Sector 3	T. Spd	Elapsed	Lap D	Time	Sector 1	Sector 2	Sector 3	T. Spd	Elapsed
1	11:50:28.489	11:49:04.605	47.122	36.762		11:50:28.489	1	11:50:13.381	11:48:38.150	55.616	39.615		11:50:13.381
2	2:07.834	46.084	46.369	35.381	179.4	11:52:36.323	2	2:07.929	46.129	46.681	35.119	179.1	11:52:21.310
3	2:07.335	45.886	45.960	35.489	177.9	11:54:43.658	3	2:06.290	45.581	45.775	34.934	179.7	11:54:27.600
4	2:07.032	45.852	45.807	35.373	179.4	11:56:50.690	4	2:06.528	45.639	45.719	35.170	179.7	11:56:34.128
5	2:14.420	50.530	48.446	35.444	180.3	11:59:05.110	5	2:06.773	45.421	45.701	35.651	181.5	11:58:40.901
6	2:06.798	45.636	45.932	35.230	180.9	12:01:11.908	6	2:06.694	45.514	46.031	35.149	179.7	12:00:47.595
7	2:09.404	45.752	45.905	37.444	180.3	12:03:21.009	7	2:13.571	51.590	46.526	35.455	126.3	12:03:01.166
8	2:08.873	46.216	46.804	35.853	179.7	12:05:29.882	8	2:07.132	45.901	45.890	35.341	178.8	12:05:08.298
9	2:11.896	45.970	45.992	39.934	180.3	12:07:41.778	9	2:10.843	45.867	55.999	37.977	178.2	12:07:28.141

82

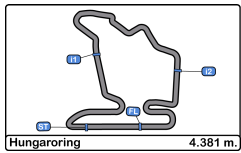
Jacopo Guiseppè Cimenès

EUR & ITA

CHA ESSECORSE

Lap D	Time	Sector 1	Sector 2	Sector 3	T. Spd	Elapsed	Lap D	Time	Sector 1	Sector 2	Sector 3	T. Spd	Elapsed
1	11:50:13.669	11:48:35.326	59.435	38.908		11:50:13.669	1	11:50:13.381	11:48:38.150	55.616	39.615		11:50:13.381
2	2:08.205	46.111	46.846	35.248	183.0	11:52:21.874	2	2:07.929	46.129	46.681	35.119	179.1	11:52:21.310
3	2:06.268	45.442	45.853	34.973	182.7	11:54:28.142	3	2:06.290	45.581	45.775	34.934	179.7	11:54:27.600
4	2:06.287	45.449	45.766	35.072	182.4	11:56:34.429	4	2:06.528	45.639	45.719	35.170	179.7	11:56:34.128
5	2:07.073	45.405	45.903	35.765	182.4	11:58:41.502	5	2:06.773	45.421	45.701	35.651	181.5	11:58:40.901
6	2:06.854	45.492	46.089	35.273	182.7	12:00:48.356	6	2:06.694	45.514	46.031	35.149	179.7	12:00:47.595
7	2:09.780	46.093	46.613	37.074	181.2	12:02:58.136	7	2:13.571	51.590	46.526	35.455	126.3	12:03:01.166
8	2:06.692	45.578	46.021	35.093	183.9	12:05:04.828	8	2:07.132	45.901	45.890	35.341	178.8	12:05:08.298
9	2:09.286	45.593	45.965	37.728	180.9	12:07:14.114	9	2:10.843	45.867	55.999	37.977	178.2	12:07:28.141





Hungaroring
Clio Cup Series
Qualifying - 1
Lap Analysis

CLIO CUP

SERIES

101 Tomas Pekar **EUR & MID** **199** Alejandro Schimpf **EUR & ESP**
 Carpek Racing CHA AST Competition

Lap	D	Time	Sector 1	Sector 2	Sector 3	T. Spd	Elapsed	Lap	D	Time	Sector 1	Sector 2	Sector 3	T. Spd	Elapsed
1		11:49:59.301	11:48:23.143	53.800	42.358		11:49:59.301	1		11:50:55.567	11:49:24.474	53.152	37.941		11:50:55.567
2		2:07.376	45.945	45.980	35.451	180.0	11:52:06.677	2		2:16.200	50.889	49.152	36.159	151.4	11:53:11.767
3		2:06.008	45.214	45.618	35.176	180.6	11:54:12.685	3		2:07.073	45.709	46.253	35.111	181.5	11:55:18.840
4		2:06.980	45.485	45.634	35.861	178.5	11:56:19.665	4		2:07.491	45.951	46.261	35.279	180.6	11:57:26.331
5		2:18.930	45.906	55.111	37.913	183.3	11:58:38.595	5		2:07.175	45.629	46.301	35.245	179.4	11:59:33.506
6		2:06.044	45.383	45.675	34.986	182.7	12:00:44.639	6		2:07.447	45.708	46.358	35.381	180.3	12:01:40.953
7		2:14.609 P	45.428	47.837	41.344	180.6	12:02:59.248	7		2:12.001	47.008	48.538	36.455	179.7	12:03:52.954
8		3:10.272	1:49.048	45.897	35.327		12:06:09.520	8		2:09.075	46.604	47.086	35.385	179.4	12:06:02.029
9		2:21.133 P	45.384	45.641	50.108	180.0	12:08:30.653	9		2:13.729 P	46.300	46.364	41.065	178.5	12:08:15.758

107 Cristian Ricciarini **EUR & ITA** **211** Nikola Miljkovic **EUR & MID**
 ESSECORSE CHA Tempo Racing Team

Lap	D	Time	Sector 1	Sector 2	Sector 3	T. Spd	Elapsed	Lap	D	Time	Sector 1	Sector 2	Sector 3	T. Spd	Elapsed
1		11:50:12.982	11:48:34.006	58.401	40.575		11:50:12.982	1		11:49:58.509	11:48:21.700	54.850	41.959		11:49:58.509
2		2:07.277	45.970	46.175	35.132	184.3	11:52:20.259	2		2:07.226	46.035	45.814	35.377	176.7	11:52:05.735
3		2:06.577	45.645	45.822	35.110	182.7	11:54:26.836	3		2:07.276	45.824	45.734	35.718	176.7	11:54:13.011
4		2:07.036	45.665	45.916	35.455	181.2	11:56:33.872	4		2:06.462	45.602	45.600	35.260	180.0	11:56:19.473
5		2:36.375	1:02.646	58.551	35.178	141.9	11:59:10.247	5		2:17.348	45.884	52.455	39.009	179.4	11:58:36.821
6		2:07.110	45.702	46.096	35.312	180.9	12:01:17.357	6		2:08.783	46.028	47.613	35.142	178.8	12:00:45.604
7		2:06.868	45.851	45.777	35.240	180.6	12:03:24.225	7		2:06.525	45.484	45.800	35.241	180.3	12:02:52.129
8		2:21.144	50.384	48.642	42.118	180.0	12:05:45.369	8		2:06.475	45.608	45.728	35.139	179.1	12:04:58.604
9		2:15.024	48.424	49.701	36.899	178.2	12:08:00.393	9		2:09.160	45.955	45.793	37.412	178.8	12:07:07.764

113 Adrian Schimpf **EUR & ESP** **333** Gabor Tim **EUR & MID**
 CHA AST Competition CHA GM Sport

Lap	D	Time	Sector 1	Sector 2	Sector 3	T. Spd	Elapsed	Lap	D	Time	Sector 1	Sector 2	Sector 3	T. Spd	Elapsed
1		11:50:54.932	11:49:24.015	53.070	37.847		11:50:54.932	1		11:50:12.032	11:48:38.233	53.287	40.512		11:50:12.032
2		2:16.240	50.989	49.330	35.921	151.8	11:53:11.172	2		2:19.354 P	46.717	50.631	42.006	181.5	11:52:31.386
3		2:06.178	45.196	45.803	35.179	182.1	11:55:17.350	3		3:43.695	2:16.426	47.835	39.434		11:56:15.081
4		2:06.127	45.264	45.766	35.097	180.6	11:57:23.477	4		2:33.866 P	46.474	53.481	53.911	177.9	11:58:48.947
5		2:09.116	47.277	46.552	35.287	180.0	11:59:32.593	5		7:31.319	6:07.207	47.925	36.187		12:06:20.266
6		2:06.643	45.351	46.006	35.286	180.6	12:01:39.236	6		2:40.274	45.912	54.085	1:00.277	177.6	12:09:00.540
7		2:06.958	45.630	46.044	35.284	180.3	12:03:46.194								
8		2:15.145 P	45.525	45.913	43.707	179.7	12:06:01.339								

125 Jerzy Spinkiewicz **EUR & ITA** **558** Pierre Bredeaux **EUR**
 UNIQ Racing CHA Comte Racing Team

Lap	D	Time	Sector 1	Sector 2	Sector 3	T. Spd	Elapsed	Lap	D	Time	Sector 1	Sector 2	Sector 3	T. Spd	Elapsed
1		11:50:12.541	11:48:38.588	54.773	39.180		11:50:12.541	1		11:50:23.783	11:48:58.282	48.631	36.870		11:50:23.783
2		2:07.257	45.988	46.028	35.241	183.9	11:52:19.798	2		2:20.755	51.418	51.603	37.734	173.0	11:52:44.538
3		2:05.539	45.415	45.253	34.871	180.9	11:54:25.337	3		2:06.209	45.551	45.661	34.997	179.1	11:54:50.747
4		2:06.430	45.317	45.772	35.341	180.6	11:56:31.767	4		2:05.928	45.521	45.486	34.921	179.7	11:56:56.675
5		2:06.303	45.230	45.837	35.236	183.3	11:58:38.070	5		2:12.544	45.494	52.053	34.997	180.6	11:59:09.219
6		2:16.159 P	45.726	46.946	43.487	178.8	12:00:54.229	6		2:12.052	45.335	49.092	37.625	179.1	12:01:21.271
								7		2:05.877	45.368	45.577	34.932	181.5	12:03:27.148
								8		2:07.826	45.842	46.563	35.421	180.3	12:05:34.974
								9		2:06.285	45.437	45.656	35.192	180.0	12:07:41.259





Hungaroring
Clio Cup Series
Qualifying - 1

CLIO CUP
SERIES

Best Sectors Results

Sector - 1			Sector - 2			Sector - 3			Ideal Lap vs Best Lap						
Clas	Nº	Driver	Time	Nº	Driver	Time	Nº	Driver	Time	Clas	Nº	Driver	Ideal Lap	Best Lap	Clas
1	15	David Pouget	44.975	125	Jerzy Spinkiewicz	45.253	12	Gabriele Torelli	34.601	1	12	Gabriele Torelli	2:04.967	2:05.129	1
2	12	Gabriele Torelli	45.062	12	Gabriele Torelli	45.304	1	Anthony Jurado	34.672	2	15	David Pouget	2:05.114	2:05.566	4
3	1	Anthony Jurado	45.076	15	David Pouget	45.440	15	David Pouget	34.699	3	1	Anthony Jurado	2:05.216	2:05.374	2
4	5	Nicolas Milan	45.079	1	Anthony Jurado	45.468	5	Nicolas Milan	34.783	4	125	Jerzy Spinkiewicz	2:05.354	2:05.539	3
5	11	Adrian Schimpf	45.196	558	Pierre Bredeaux	45.486	91	Luca Franca	34.818	5	5	Nicolas Milan	2:05.639	2:05.828	5
6	10	Tomas Pekar	45.214	211	Nikola Miljkovic	45.600	125	Jerzy Spinkiewicz	34.871	6	91	Luca Franca	2:05.691	2:05.847	6
7	12	Jerzy Spinkiewicz	45.230	101	Tomas Pekar	45.618	558	Pierre Bredeaux	34.921	7	558	Pierre Bredeaux	2:05.742	2:05.877	7
8	91	Luca Franca	45.238	91	Luca Franca	45.635	99	Guillaume Maio	34.934	8	101	Tomas Pekar	2:05.818	2:06.008	8
9	43	Damiano Puccetti	45.266	99	Guillaume Maio	45.701	16	Lionel Viguier	34.935	9	99	Guillaume Maio	2:06.056	2:06.290	11
10	16	Lionel Viguier	45.298	113	Adrian Schimpf	45.766	82	Jacopo Guiseppe Cimenès	34.973	10	113	Adrian Schimpf	2:06.059	2:06.127	9
11	9	Andreas Stucki	45.318	82	Jacopo Guiseppe Cimenès	45.766	101	Tomas Pekar	34.986	11	82	Jacopo Guiseppe Cimenès	2:06.144	2:06.268	10
12	55	Pierre Bredeaux	45.335	5	Nicolas Milan	45.777	9	Andreas Stucki	35.046	12	211	Nikola Miljkovic	2:06.223	2:06.462	12
13	82	Jacopo Guiseppe Cimenès	45.405	107	Cristian Ricciarini	45.777	113	Adrian Schimpf	35.097	13	43	Damiano Puccetti	2:06.231	2:06.475	13
14	99	Guillaume Maio	45.421	60	Leonardo Arduini	45.807	107	Cristian Ricciarini	35.110	14	16	Lionel Viguier	2:06.255	2:06.939	18
15	21	Nikola Miljkovic	45.484	43	Damiano Puccetti	45.837	93	Lantos Szabolcs	35.110	15	9	Andreas Stucki	2:06.331	2:06.481	14
16	21	Stephan Polderman	45.594	9	Andreas Stucki	45.967	199	Alejandro Schimpf	35.111	16	107	Cristian Ricciarini	2:06.532	2:06.577	15
17	19	Alejandro Schimpf	45.629	93	Lantos Szabolcs	45.986	85	Benjamin Cauvas	35.120	17	60	Leonardo Arduini	2:06.673	2:06.798	16
18	60	Leonardo Arduini	45.636	16	Lionel Viguier	46.022	43	Damiano Puccetti	35.128	18	93	Lantos Szabolcs	2:06.789	2:06.910	17
19	85	Benjamin Cauvas	45.643	21	Stephan Polderman	46.184	211	Nikola Miljkovic	35.139	19	199	Alejandro Schimpf	2:06.993	2:07.073	19
20	10	Cristian Ricciarini	45.645	199	Alejandro Schimpf	46.253	60	Leonardo Arduini	35.230	20	21	Stephan Polderman	2:07.077	2:07.351	20
21	55	René Steemetz	45.677	55	René Steemetz	46.370	55	René Steemetz	35.284	21	85	Benjamin Cauvas	2:07.159	2:07.559	21
22	93	Lantos Szabolcs	45.693	85	Benjamin Cauvas	46.396	21	Stephan Polderman	35.299	22	55	René Steemetz	2:07.331	2:07.576	22
23	3	Daniel Nyffeler	45.747	3	Daniel Nyffeler	46.498	3	Daniel Nyffeler	35.303	23	3	Daniel Nyffeler	2:07.548	2:08.059	23
24	33	Gabor Tim	45.912	51	Henrik Seibel	46.638	333	Gabor Tim	36.187	24	333	Gabor Tim	2:09.934	2:33.866	25
25	51	Henrik Seibel	47.287	333	Gabor Tim	47.835	51	Henrik Seibel	36.206	25	51	Henrik Seibel	2:10.131	2:10.131	24





Hungaroring
Clio Cup Series
Qualifying - 1
Best 5 Lap Times

CLIO CUP

SERIES

Cls	N°	Driver	Nat	Cat	Cls	Team	Nat	Group	Best 1		Best 2		Best 3		Best 4		Best 5	
									Time	Lap	Time	Lap	Time	Lap	Time	Lap	Time	Lap
1	12	Gabriele Torelli	ITA			Rangoni Corse	ITA	EUR & MID	2:05.129	4	2:05.194	3	2:05.280	5	2:12.175	6	2:16.079	2
2	1	Anthony Jurado	FRA			Milan Competition	FRA	EUR & MID	2:05.374	3	2:05.725	5	2:06.166	8	2:06.218	9	2:06.410	7
3	125	Jerzy Spinkiewicz	POL			UNIQ Racing	POL	EUR & ITA	2:05.539	3	2:06.303	5	2:06.430	4	2:07.257	2	2:16.159	6
4	15	David Pouget	FRA			GPA Racing	FRA	EUR & FRA	2:05.566	3	2:05.597	5	2:05.778	6	2:06.399	7	2:06.718	2
5	5	Nicolas Milan	FRA			Milan Competition	FRA	EUR & FRA	2:05.828	6	2:05.997	3	2:06.167	7	2:06.224	9	2:06.643	2
6	91	Luca Franca	ITA	RAC	1	MC Motortecnica	ITA	EUR & ITA	2:05.847	9	2:05.910	4	2:05.921	3	2:05.994	6	2:11.293	2
7	558	Pierre Bredeaux	FRA	CHA	1	Comte Racing Team	FRA	EUR	2:05.877	7	2:05.928	4	2:06.209	3	2:06.285	9	2:07.826	8
8	101	Tomas Pekar	CZE			Carpek Racing	CZE	EUR & MID	2:06.008	3	2:06.044	6	2:06.980	4	2:07.376	2	2:14.609	7
9	113	Adrian Schimpf	ESP	CHA	2	AST Competition	ESP	EUR & ESP	2:06.127	4	2:06.178	3	2:06.958	7	2:09.116	5	2:15.145	8
10	82	Jacopo Guiseppe	ITA	CHA	3	ESSECORSE	ITA	EUR & ITA	2:06.268	3	2:06.287	4	2:06.692	8	2:06.854	6	2:07.073	5
11	99	Guillaume Maio	FRA	CHA	4	GM Sport	FRA	EUR & MID	2:06.290	3	2:06.528	4	2:06.694	6	2:06.773	5	2:07.132	8
12	211	Nikola Miljkovic	SRB	CHA	5	Tempo Racing Team	SRB	EUR & MID	2:06.462	4	2:06.475	8	2:06.525	7	2:07.226	2	2:07.276	3
13	43	Damiano Puccetti	ITA	CHA	6	Rangoni Corse	ITA	EUR & MID	2:06.475	4	2:06.688	5	2:07.070	3	2:07.581	8	2:09.135	6
14	9	Andreas Stucki	CHE			Stucki Motorsport	CHE	MID	2:06.481	4	2:06.863	9	2:06.869	6	2:07.161	7	2:10.106	2
15	107	Cristian Ricciarini	ITA			ESSECORSE	ITA	EUR & ITA	2:06.577	3	2:06.868	7	2:07.110	6	2:07.277	2	2:15.024	9
16	60	Leonardo Arduini	ITA	CHA	7	MC Motortecnica	ITA	EUR & ITA	2:06.798	6	2:07.032	4	2:07.335	3	2:07.834	2	2:08.873	8
17	93	Lantos Szabolcs	CZE	CHA	8	Carpek Racing	CZE	MID	2:06.910	7	2:07.161	8	2:07.263	4	2:07.267	3	2:07.378	6
18	16	Lionel Viguier	FRA	RAC	2	T2CM	FRA	EUR & FRA	2:06.939	3	2:06.948	4	2:07.060	5	2:07.093	9	2:07.186	7
19	199	Alejandro Schimpf	ESP	CHA	9	AST Competition	ESP	EUR & ESP	2:07.073	3	2:07.175	5	2:07.491	4	2:09.075	8	2:12.001	7
20	21	Stephan Polderman	NLD	RAC	3	AST Competition	ESP	EUR & MID	2:07.351	3	2:07.639	4	2:09.485	7	2:16.058	2	3:14.898	6
21	85	Benjamin Cauvas	FRA	RAC	4	GPA Racing	FRA	EUR	2:07.559	4	2:07.700	6	2:07.720	5	2:07.722	3	2:08.929	7
22	55	René Steemetz	NLD	RAC	5	AST Competition	ESP	EUR & MID	2:07.576	7	2:07.680	5	2:07.852	9	2:08.290	6	2:08.399	8
23	3	Daniel Nyffeler	CHE	CHA	10	Stucki Motorsport	CHE	MID	2:08.059	8	2:08.080	6	2:08.322	7	2:08.876	5	2:09.013	4
24	51	Henrik Seibel	DEU	CHA	11	Carpek Racing	CZE	MID	2:10.131	2								
25	333	Gabor Tim	HUN	CHA	12	GM Sport	FRA	EUR & MID	2:33.866	4	2:40.274	6	3:43.695	3	7:31.319	5		





Hungaroring
Clio Cup Series
Qualifying - 1
Best 5 Top Speeds

CLIO CUP

SERIES

Clas	N°	Driver	Nat	Cat	Cls	Team	Nat	Group	Top 1		Top 2		Top 3		Top 4		Top 5		Avg
									Km/h	Lap	Km/h	Lap	Km/h	Lap	Km/h	Lap	Km/h	Lap	
1	107	Cristian Ricciarini	ITA			ESSECORSE	ITA	EUR & ITA	184.3	2	182.7	3	181.2	4	180.9	6	180.6	7	181.9
2	5	Nicolas Milan	FRA			Milan Competition	FRA	EUR & FRA	183.9	6	180.6	3	180.6	7	179.7	4	179.7	8	180.9
3	82	Jacopo Guiseppe	ITA	CHA	1	ESSECORSE	ITA	EUR & ITA	183.9	8	183.0	2	182.7	3	182.7	6	182.4	4	182.9
4	125	Jerzy Spinkiewicz	POL			UNIQ Racing	POL	EUR & ITA	183.9	2	183.3	5	180.9	3	180.6	4	178.8	6	181.5
5	15	David Pouget	FRA			GPA Racing	FRA	EUR & FRA	183.3	5	183.0	3	182.7	4	182.1	6	181.8	2	182.6
6	101	Tomas Pekar	CZE			Carpek Racing	CZE	EUR & MID	183.3	5	182.7	6	180.6	3	180.6	7	180.0	2	181.4
7	1	Anthony Jurado	FRA			Milan Competition	FRA	EUR & MID	183.0	4	182.1	7	181.8	3	181.8	5	181.8	8	182.1
8	16	Lionel Viguiet	FRA	RAC	1	T2CM	FRA	EUR & FRA	183.0	7	182.1	9	181.2	5	181.2	8	180.6	3	181.6
9	43	Damiano Puccetti	ITA	CHA	2	Rangoni Corse	ITA	EUR & MID	182.4	4	180.9	7	180.3	5	179.7	3	178.8	8	180.4
10	113	Adrian Schimpf	ESP	CHA	3	AST Competition	ESP	EUR & ESP	182.1	3	180.6	4	180.6	6	180.3	7	180.0	5	180.7
11	21	Stephan Polderman	NLD	RAC	2	AST Competition	ESP	EUR & MID	181.8	3	181.2	7	180.9	5	180.6	4	179.7	8	180.8
12	55	René Steemetz	NLD	RAC	3	AST Competition	ESP	EUR & MID	181.5	9	180.9	5	180.3	8	180.0	4	180.0	6	180.5
13	99	Guillaume Maio	FRA	CHA	4	GM Sport	FRA	EUR & MID	181.5	5	179.7	3	179.7	4	179.7	6	179.1	2	179.9
14	199	Alejandro Schimpf	ESP	CHA	5	AST Competition	ESP	EUR & ESP	181.5	3	180.6	4	180.3	6	179.7	7	179.4	5	180.3
15	333	Gabor Tim	HUN	CHA	6	GM Sport	FRA	EUR & MID	181.5	2	177.9	4	177.6	6	61.9	7			149.7
16	558	Pierre Bredeaux	FRA	CHA	7	Comte Racing Team	FRA	EUR	181.5	7	180.6	5	180.3	8	180.0	9	179.7	4	180.4
17	91	Luca Franca	ITA	RAC	4	MC Motortecnica	ITA	EUR & ITA	181.2	4	180.3	7	180.0	2	179.7	3	179.7	9	180.1
18	60	Leonardo Arduini	ITA	CHA	8	MC Motortecnica	ITA	EUR & ITA	180.9	6	180.3	5	180.3	7	180.3	9	179.7	8	180.3
19	9	Andreas Stucki	CHE			Stucki Motorsport	CHE	MID	180.6	6	180.6	7	180.6	8	180.3	5	180.0	4	180.4
20	93	Lantos Szabolcs	CZE	CHA	9	Carpek Racing	CZE	MID	180.6	2	180.6	6	179.1	7	178.5	9	178.2	8	179.4
21	12	Gabriele Torelli	ITA			Rangoni Corse	ITA	EUR & MID	180.3	5	179.7	4	179.7	6	178.5	3	158.3	2	175.3
22	211	Nikola Mijjkovic	SRB	CHA	10	Tempo Racing Team	SRB	EUR & MID	180.3	7	180.0	4	179.4	5	179.1	8	178.8	6	179.5
23	85	Benjamin Cauvas	FRA	RAC	5	GPA Racing	FRA	EUR	180.0	9	179.7	3	179.7	5	179.7	6	179.4	7	179.7
24	3	Daniel Nyffeler	CHE	CHA	11	Stucki Motorsport	CHE	MID	177.9	4	177.9	7	177.9	8	177.3	5	177.0	6	177.6
25	51	Henrik Seibel	DEU	CHA	12	Carpek Racing	CZE	MID	174.1	2	173.9	3							174.0





Hungaroring
Clio Cup Series
Qualifying - 1

Fastest Laps Sequence

CLIO CUP

SERIES

Lap	Time of Day	Session Time	N° Driver	Nat	Cat	Team	Nat	Group	Time	Km/h
2	11:52:05.735	5:05.735	211 Nikola Miljkovic		SRB	CHA Tempo Racing Team		EUR & MID	2:07.226	123.9
2	11:52:17.759	5:17.759	5 Nicolas Milan		FRA	Milan Competition		EUR & FRA	2:06.643	124.5
3	11:54:12.685	7:12.685	101 Tomas Pekar		CZE	Carpek Racing		EUR & MID	2:06.008	125.1
3	11:54:23.756	7:23.756	5 Nicolas Milan		FRA	Milan Competition		EUR & FRA	2:05.997	125.1
3	11:54:23.992	7:23.992	1 Anthony Jurado		FRA	Milan Competition		EUR & MID	2:05.374	125.7
3	11:55:15.186	8:15.186	12 Gabriele Torelli		ITA	Rangoni Corse		EUR & MID	2:05.194	125.9
4	11:57:20.315	10:20.315	12 Gabriele Torelli		ITA	Rangoni Corse		EUR & MID	2:05.129	126.0





Hungaroring
Clio Cup Series
Qualifying - 1

CLIO CUP

SERIES

Event Best Maximum Speed

N°	Driver	Nat	Cat	Clas	Team	Nat	Group	Km/h	Session
82	Jacopo Guiseppe		ITA	CHA 1	ESSECORSE		ITA	EUR & ITA	186.2 Collective Test 1
1	Anthony Jurado		FRA		Milan Competition		FRA	EUR & MID	185.8 Collective Test 1
60	Leonardo Arduini		ITA	CHA 2	MC Motortecnica		ITA	EUR & ITA	185.5 Collective Test 1
55	René Steemetz		NLD	RAC 1	AST Competition		ESP	EUR & MID	185.2 Collective Test 1
199	Alejandro Schimpf		ESP	CHA 3	AST Competition		ESP	EUR & ESP	184.9 Collective Test 1
113	Adrian Schimpf		ESP	CHA 4	AST Competition		ESP	EUR & ESP	184.9 Collective Test 2
21	Stephan Polderman		NLD	RAC 2	AST Competition		ESP	EUR & MID	184.9 Collective Test 2
558	Pierre Bredeaux		FRA	CHA 5	Comte Racing Team		FRA	EUR	184.6 Collective Test 1
5	Nicolas Milan		FRA		Milan Competition		FRA	EUR & FRA	184.6 Collective Test 1
16	Lionel Viguier		FRA	RAC 3	T2CM		FRA	EUR & FRA	184.6 Collective Test 2
107	Cristian Ricciarini		ITA		ESSECORSE		ITA	EUR & ITA	184.3 Qualifying - 1
15	David Pouget		FRA		GPA Racing		FRA	EUR & FRA	183.9 Collective Test 1
125	Jerzy Spinkiewicz		POL		UNIQ Racing		POL	EUR & ITA	183.9 Collective Test 1
101	Tomas Pekar		CZE		Carpek Racing		CZE	EUR & MID	183.9 Collective Test 2
12	Gabriele Torelli		ITA		Rangoni Corse		ITA	EUR & MID	183.6 Collective Test 1
91	Luca Franca		ITA	RAC 4	MC Motortecnica		ITA	EUR & ITA	183.6 Collective Test 1
211	Nikola Miljkovic		SRB	CHA 6	Tempo Racing Team		SRB	EUR & MID	183.6 Collective Test 2
43	Damiano Puccetti		ITA	CHA 7	Rangoni Corse		ITA	EUR & MID	183.3 Collective Test 1
93	Lantos Szabolcs		CZE	CHA 8	Carpek Racing		CZE	MID	183.3 Collective Test 1
3	Daniel Nyffeler		CHE	CHA 9	Stucki Motorsport		CHE	MID	183.0 Collective Test 1
85	Benjamin Cauvas		FRA	RAC 5	GPA Racing		FRA	EUR	183.0 Collective Test 2
333	Gabor Tim		HUN	CHA 10	GM Sport		FRA	EUR & MID	181.8 Collective Test 2
9	Andreas Stucki		CHE		Stucki Motorsport		CHE	MID	181.8 Collective Test 2
99	Guillaume Maio		FRA	CHA 11	GM Sport		FRA	EUR & MID	181.5 Qualifying - 1
51	Henrik Seibel		DEU	CHA 12	Carpek Racing		CZE	MID	181.2 Collective Test 2





Hungaroring
Clio Cup Series
Qualifying - 1
Pit Stop Analysis

CLIO CUP

SERIES

101

Tomas Pekar

EUR & MID

Carpek Racing

N°	In Day Time	In Time	Out Time	Pit Time	T. Pit Time	Handicap	Diff.
1	12:02:55.764	12:02:55.764	12:04:05.447	1:09.683	1:09.683		

333

Gabor Tim

EUR & MID

CHA

GM Sport

N°	In Day Time	In Time	Out Time	Pit Time	T. Pit Time	Handicap	Diff.
1	11:52:28.459	11:52:28.459	11:54:03.873	1:35.414	1:35.414		
2	11:58:45.893	11:58:45.893	12:04:11.313	5:25.420	7:00.834		



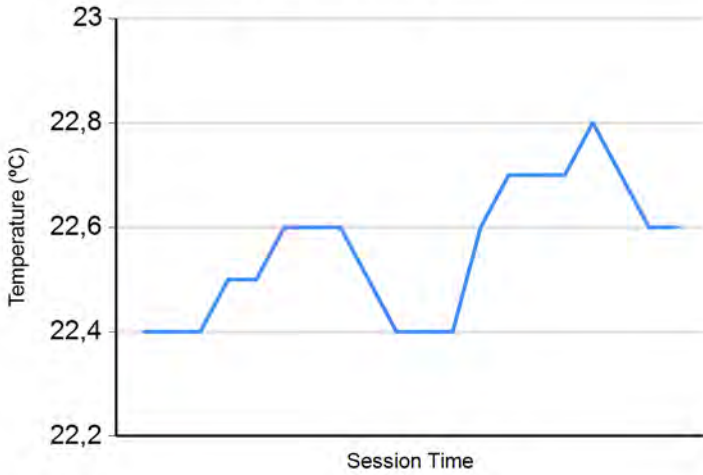


Hungaroring
Clio Cup Series
Qualifying - 1
Weather Report

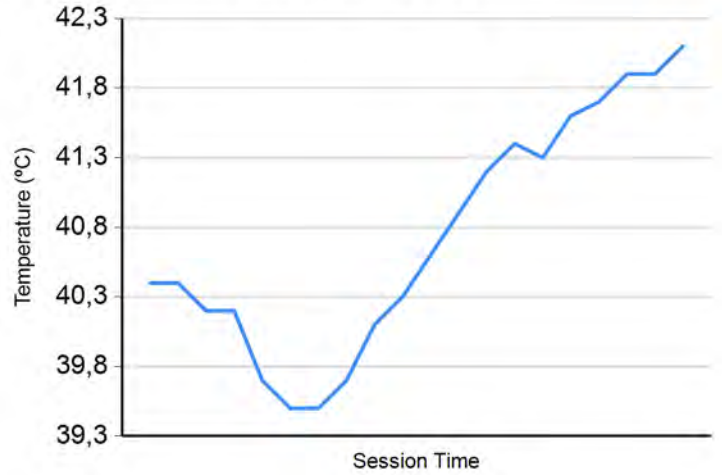
CLIO CUP

SERIES

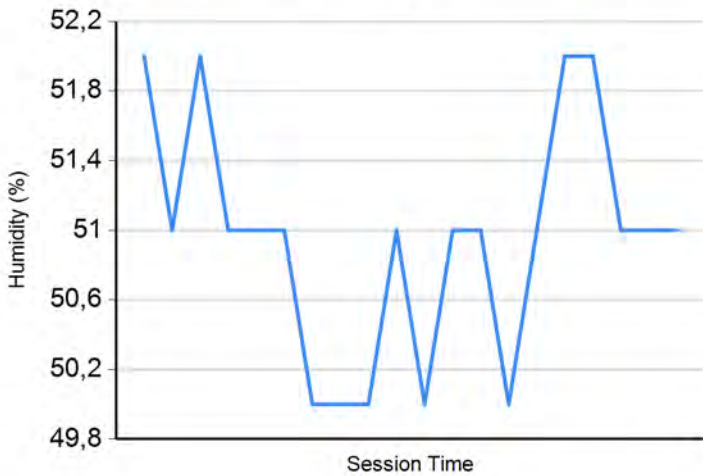
Air Temperature



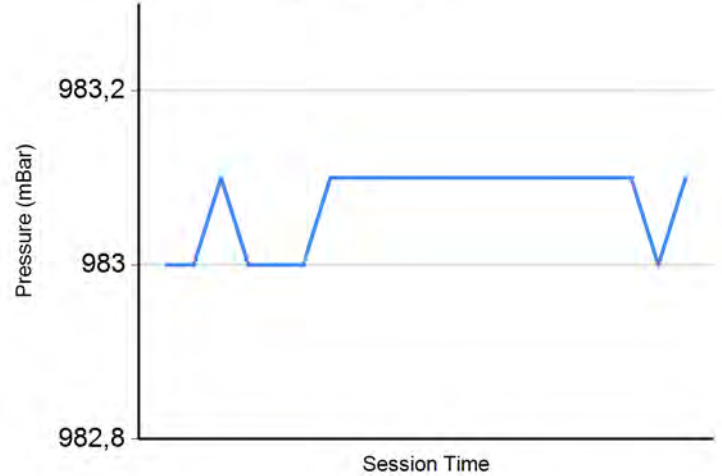
Track Temperature



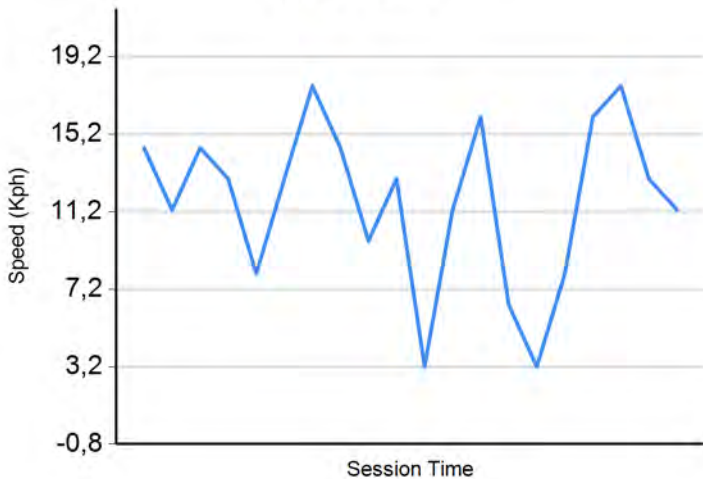
Humidity



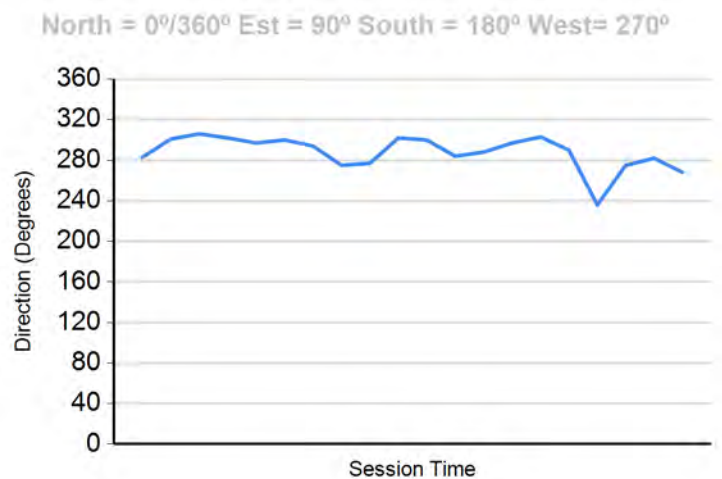
Pressure

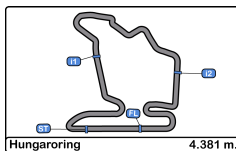


Wind Speed



Wind direction





Hungaroring
Clio Cup Series
Qualifying - 1
Final Results

CLIO CUP

SERIES

Clas	Nº	Driver	Nat	Cat	Clas	Team	Nat	Class	Clas	Laps	Best	Time	Gap	Interval	Km/h
1	12	Gabriele Torelli	ITA			Rangoni Corse	ITA	EUR & MID	1	6	4	2:05.129			126.0
2	1	Anthony Jurado	FRA			Milan Competition	FRA	EUR & MID	2	9	3	2:05.374	0.245	0.245	125.7
3	125	Jerzy Spinkiewicz	POL			UNIQ Racing	POL	EUR & ITA	1	6	3	2:05.539	0.410	0.165	125.6
4	15	David Pouget	FRA			GPA Racing	FRA	EUR & FRA	1	9	3	2:05.566	0.437	0.027	125.6
5	5	Nicolas Milan	FRA			Milan Competition	FRA	EUR & FRA	2	9	6	2:05.828	0.699	0.262	125.3
6	91	Luca Franca	ITA	RAC	1	MC Motortecnica	ITA	EUR & ITA	2	9	9	2:05.847	0.718	0.019	125.3
7	558	Pierre Bredeaux	FRA	CHA	1	Comte Racing Team	FRA	EUR	1	9	7	2:05.877	0.748	0.030	125.2
8	101	Tomas Pekar	CZE			Carpek Racing	CZE	EUR & MID	3	9	3	2:06.008	0.879	0.131	125.1
9	113	Adrian Schimpf	ESP	CHA	2	AST Competition	ESP	EUR & ESP	1	8	4	2:06.127	0.998	0.119	125.0
10	82	Jacopo Guiseppa Cimenes	ITA	CHA	3	ESSECORSE	ITA	EUR & ITA	3	9	3	2:06.268	1.139	0.141	124.9
11	99	Guillaume Maio	FRA	CHA	4	GM Sport	FRA	EUR & MID	4	9	3	2:06.290	1.161	0.022	124.8
12	211	Nikola Miljkovic	SRB	CHA	5	Tempo Racing Team	SRB	EUR & MID	5	9	4	2:06.462	1.333	0.172	124.7
13	43	Damiano Puccetti	ITA	CHA	6	Rangoni Corse	ITA	EUR & MID	6	9	4	2:06.475	1.346	0.013	124.7
14	9	Andreas Stucki	CHE			Stucki Motorsport	CHE	MID	1	9	4	2:06.481	1.352	0.006	124.6
15	107	Cristian Ricciarini	ITA			ESSECORSE	ITA	EUR & ITA	4	9	3	2:06.577	1.448	0.096	124.6
16	60	Leonardo Arduini	ITA	CHA	7	MC Motortecnica	ITA	EUR & ITA	5	9	6	2:06.798	1.669	0.221	124.3
17	93	Lantos Szabolcs	CZE	CHA	8	Carpek Racing	CZE	MID	2	9	7	2:06.910	1.781	0.112	124.2
18	16	Lionel Viguier	FRA	RAC	2	T2CM	FRA	EUR & FRA	3	9	3	2:06.939	1.810	0.029	124.2
19	199	Alejandro Schimpf	ESP	CHA	9	AST Competition	ESP	EUR & ESP	2	9	3	2:07.073	1.944	0.134	124.1
20	21	Stephan Polderman	NLD	RAC	3	AST Competition	ESP	EUR & MID	7	8	3	2:07.351	2.222	0.278	123.8
21	85	Benjamin Cauvas	FRA	RAC	4	GPA Racing	FRA	EUR	2	9	4	2:07.559	2.430	0.208	123.6
22	55	René Steemetz	NLD	RAC	5	AST Competition	ESP	EUR & MID	8	9	7	2:07.576	2.447	0.017	123.6
23	3	Daniel Nyffeler	CHE	CHA	10	Stucki Motorsport	CHE	MID	3	9	8	2:08.059	2.930	0.483	123.1
24	51	Henrik Seibel	CZE	CHA	11	Carpek Racing	CZE	MID	4	2	2	2:10.131	5.002	2.072	121.1
Not classified: Max. qual. time: 110% = 2:17.642															
	333	Gabor Tim	HUN	CHA	12	GM Sport	FRA	EUR & MID	9	6	4	2:33.866	28.737	23.735	102.5

*** PENALTIES**

CARS #5 - #9 - #16 - #21 - #43 - #55 - #60 - #85 - #91 - #99 - #107 - #113 - #199 - #211 - #333 - #558 SOME LAP TIMES DELETED DUE TRACK LIMITS

Published at:.....

Track Temp: **42.1 °C** Air Temp: **22.6 °C** Humidity: **51 %** Track Status: **DRY**

Stewards:

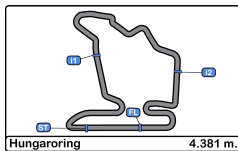
Timekeeper:

Luis Garcia
 JOB-1605-ESP/M



CLIO CUP

SERIES



Hungaroring
Clio Cup Series
Race - 1
Starting Grid

24	51	Henrik Seibel	2:10.131	.13.	2:33.866	Gabor Tim	333	25
22	21	Stephan Polderman	2:07.351	.12.	2:08.059	Daniel Nvffeler	3	23
20	85	Benjamin Cauvas	2:07.559	.11.	2:07.576	René Steemetz	55	21
18	16	Lionel Viaquier	2:06.939	.10.	2:07.073	Alejandro Schimpf	199	19
16	60	Leonardo Arduini	2:06.798	.9.	2:06.910	Lantos Szabolcs	93	17
14	9	Andreas Stucki	2:06.481	.8.	2:06.577	Cristian Ricciarini	107	15
12	211	Nikola Milikovic	2:06.462	.7.	2:06.475	Damiano Puccetti	43	13
10	82	Jacopo Guiseppo Cimenes	2:06.268	.6.	2:06.290	Guillaume Maio	99	11
8	101	Tomas Pekar	2:06.008	.5.	2:06.127	Adrian Schimpf	113	9
6	91	Luca Franca	2:05.847	.4.	2:05.877	Pierre Bredeaux	558	7
4	15	David Pouaet	2:05.566	.3.	2:05.828	Nicolas Milan	5	5
2	1	Anthony Jurado	2:05.374	.2.	2:05.539	Jerzv Spinkiewicz	125	3
				.1.	2:05.129	Gabriele Torelli	12	1



Pole


*** PENALTIES**

CAR #21 DROP TWO GRID POSITIONS STEWARDS DECISION NUMBER 5

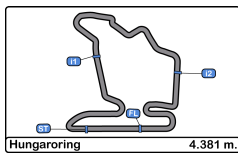
Published at:.....

Stewards:

Timekeeper:

 Luis Garcia
JOB-1605-ESP/M





Hungaroring
Clio Cup Series
Race - 1

CLIO CUP

SERIES

Provisional Results

Clas	Nº	Driver	Nat	Cat	Clas	Team	Nat	Group	Laps	Total Time	Gap	Interval	Km/h	Best	Time	Km/h	
1	1	Anthony Jurado		FRA		Milan Competition		EUR & MID	13	28:43.364			118.9	12	2:05.677	125.4	
2	15	David Pouget		FRA		GPA Racing		EUR & FRA	13	28:44.011	0.647	0.647	118.9	5	2:05.930	125.2	
3	12	Gabriele Torelli		ITA		Rangoni Corse		EUR & MID	13	28:44.283	0.919	0.272	118.9	13	2:05.886	125.2	
4	113	Adrian Schimpf		ESP	CHA	1	AST Competition		EUR & ESP	13	28:46.947	3.583	2.664	118.7	5	2:06.365	124.8
5	101	Tomas Pekar		CZE		Carpek Racing		EUR & MID	13	28:47.113	3.749	0.166	118.7	11	2:06.367	124.8	
6	211	Nikola Miljkovic		SRB	CHA	2	Tempo Racing Team		EUR & MID	13	28:48.016	4.652	0.903	118.6	4	2:06.276	124.8
7	558	Pierre Bredeaux		FRA	CHA	3	Comte Racing Team		EUR	13	28:48.303	4.939	0.287	118.6	4	2:06.376	124.7
8	5	Nicolas Milan		FRA		Milan Competition		EUR & FRA	13	28:48.667	5.303	0.364	118.6	11	2:06.303	124.8	
9	125	Jerzy Spinkiewicz		POL		UNIQ Racing		EUR & ITA	13	28:49.034	5.670	0.367	118.5	5	2:06.378	124.7	
10	82	Jacopo Guiseppa Cimenese		ITA	CHA	4	ESSECORSE		EUR & ITA	13	28:49.193	5.829	0.159	118.5	4	2:06.297	124.8
11	9	Andreas Stucki		CHE		Stucki Motorsport		MID	13	28:49.698	6.334	0.505	118.5	5	2:06.536	124.6	
12	107	Cristian Ricciarini		ITA		ESSECORSE		EUR & ITA	13	28:50.247	6.883	0.549	118.4	5	2:06.689	124.4	
13	91	Luca Franca		ITA	RAC	1	MC Motorcnica		EUR & ITA	13	28:50.653	7.289	0.406	118.4	13	2:06.038	125.1
14	99	Guillaume Maio		FRA	CHA	5	GM Sport		EUR & MID	13	28:51.858	8.494	1.205	118.3	4	2:06.738	124.4
15	199	Alejandro Schimpf		ESP	CHA	6	AST Competition		EUR & ESP	13	28:52.095	8.731	0.237	118.3	13	2:06.771	124.4
16	333	Gabor Tim		HUN	CHA	7	GM Sport		EUR & MID	13	28:53.015	9.651	0.920	118.3	5	2:06.800	124.3
17	55	René Steemetz		NLD	RAC	2	AST Competition		EUR & MID	13	28:54.849	11.485	1.834	118.1	5	2:06.752	124.4
18	93	Lantos Szabolcs		CZE	CHA	8	Carpek Racing		MID	13	28:55.724	12.360	0.875	118.1	11	2:06.975	124.2
19	85	Benjamin Cauvas		FRA	RAC	3	GPA Racing		EUR	13	28:57.230	13.866	1.506	118.0	11	2:07.300	123.8
20	60	Leonardo Arduini		ITA	CHA	9	MC Motorcnica		EUR & ITA	13	28:57.270	13.906	0.040	118.0	5	2:06.929	124.2
21	21	Stephan Polderman		NLD	RAC	4	AST Competition		EUR & MID	13	28:58.609	15.245	1.339	117.9	6	2:07.302	123.8
22	3	Daniel Nyffeler		CHE	CHA	10	Stucki Motorsport		MID	13	28:59.837	16.473	1.228	117.8	12	2:07.855	123.3
23	51	Henrik Seibel		DEU	CHA	11	Carpek Racing		MID	13	29:05.105	21.741	5.268	117.4	5	2:09.059	122.2
24	43 *	Damiano Puccetti		ITA	CHA	12	Rangoni Corse		EUR & MID	13	29:10.265	26.901	5.160	117.1	12	2:06.466	124.7

Not classified: (Requirements: 90% of number laps of leader = 12 Laps)

16	Lionel Viguier		FRA	RAC		T2CM		EUR & FRA	5	10:49.371	8 Laps	8 Laps	121.4	3	2:06.929	124.2
----	----------------	--	-----	-----	--	------	--	-----------	---	-----------	--------	--------	-------	---	----------	-------

Fastest lap Anthony Jurado in 2:05.677 at 125.4 Km/h in lap 12

*** PENALTIES**

5 SEC PENALTY TO CAR 43 FOR DISRESPECTING TL

10 SEC PENALTY TO CAR 43 FOR DISRESPECTING TL

Published at:.....

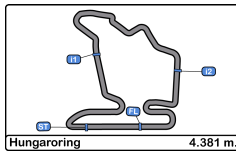
Track Temp: **35.5 °C** Air Temp: **24.1 °C** Humidity: **44 %** Track Status: **DRY**

Race Director:

Timekeeper:

Luis Garcia
 JOB-1605-ESP/M





Hungaroring
Clio Cup Series
Race - 1

CLIO CUP SERIES

Provisional Results by Category

Clas	Nº	Driver	Nat	Cat	Clas	Team	Nat	Group	Laps	Total Time	Gap	Interval	Km/h	Best	Time	Km/h
1	1	Anthony Jurado	FRA			Milan Competition	FRA	EUR & MID	13	28:43.364			118.9	12	2:05.677	125.4
2	15	David Pouget	FRA			GPA Racing	FRA	EUR & FRA	13	28:44.011	0.647	0.647	118.9	5	2:05.930	125.2
3	12	Gabriele Torelli	ITA			Rangoni Corse	ITA	EUR & MID	13	28:44.283	0.919	0.272	118.9	13	2:05.886	125.2
4	101	Tomas Pekar	CZE			Carpek Racing	CZE	EUR & MID	13	28:47.113	3.749	2.830	118.7	11	2:06.367	124.8
5	5	Nicolas Milan	FRA			Milan Competition	FRA	EUR & FRA	13	28:48.667	5.303	1.554	118.6	11	2:06.303	124.8
6	125	Jerzy Spinkiewicz	POL			UNIQ Racing	POL	EUR & ITA	13	28:49.034	5.670	0.367	118.5	5	2:06.378	124.7
7	9	Andreas Stucki	CHE			Stucki Motorsport	CHE	MID	13	28:49.698	6.334	0.664	118.5	5	2:06.536	124.6
8	107	Cristian Ricciarini	ITA			ESSECORSE	ITA	EUR & ITA	13	28:50.247	6.883	0.549	118.4	5	2:06.689	124.4

CHA

Clas	Nº	Driver	Nat	Cat	Clas	Team	Nat	Group	Laps	Total Time	Gap	Interval	Km/h	Best	Time	Km/h
1	113	Adrian Schimpf	ESP	CHA	1	AST Competition	ESP	EUR & ESP	13	28:46.947			118.7	5	2:06.365	124.8
2	211	Nikola Miljkovic	SRB	CHA	2	Tempo Racing Team	SRB	EUR & MID	13	28:48.016	1.069	1.069	118.6	4	2:06.276	124.8
3	558	Pierre Bredeaux	FRA	CHA	3	Comte Racing Team	FRA	EUR	13	28:48.303	1.356	0.287	118.6	4	2:06.376	124.7
4	82	Jacopo Guisepppe Cimenes	ITA	CHA	4	ESSECORSE	ITA	EUR & ITA	13	28:49.193	2.246	0.890	118.5	4	2:06.297	124.8
5	99	Guillaume Maio	FRA	CHA	5	GM Sport	FRA	EUR & MID	13	28:51.858	4.911	2.665	118.3	4	2:06.738	124.4
6	199	Alejandro Schimpf	ESP	CHA	6	AST Competition	ESP	EUR & ESP	13	28:52.095	5.148	0.237	118.3	13	2:06.771	124.4
7	333	Gabor Tim	HUN	CHA	7	GM Sport	FRA	EUR & MID	13	28:53.015	6.068	0.920	118.3	5	2:06.800	124.3
8	93	Lantos Szabolcs	CZE	CHA	8	Carpek Racing	CZE	MID	13	28:55.724	8.777	2.709	118.1	11	2:06.975	124.2
9	60	Leonardo Arduini	ITA	CHA	9	MC Motortecnica	ITA	EUR & ITA	13	28:57.270	10.323	1.546	118.0	5	2:06.929	124.2
10	3	Daniel Nyffeler	CHE	CHA	10	Stucki Motorsport	CHE	MID	13	28:59.837	12.890	2.567	117.8	12	2:07.855	123.3
11	51	Henrik Seibel	DEU	CHA	11	Carpek Racing	CZE	MID	13	29:05.105	18.158	5.268	117.4	5	2:09.059	122.2
12	43*	Damiano Puccetti	ITA	CHA	12	Rangoni Corse	ITA	EUR & MID	13	29:10.265	23.318	5.160	117.1	12	2:06.466	124.7

RAC

Clas	Nº	Driver	Nat	Cat	Clas	Team	Nat	Group	Laps	Total Time	Gap	Interval	Km/h	Best	Time	Km/h
1	91	Luca Franca	ITA	RAC	1	MC Motortecnica	ITA	EUR & ITA	13	28:50.653			118.4	13	2:06.038	125.1
2	55	René Steemetz	NLD	RAC	2	AST Competition	ESP	EUR & MID	13	28:54.849	4.196	4.196	118.1	5	2:06.752	124.4
3	85	Benjamin Cauvas	FRA	RAC	3	GPA Racing	FRA	EUR	13	28:57.230	6.577	2.381	118.0	11	2:07.300	123.8
4	21	Stephan Polderman	NLD	RAC	4	AST Competition	ESP	EUR & MID	13	28:58.609	7.956	1.379	117.9	6	2:07.302	123.8

Not classified: (Requirements: 90% of number laps of leader = 12 Laps)

16	Lionel Viguier	FRA	RAC	5	T2CM	FRA	EUR & FRA	5	10:49.371	8 Laps	8 Laps	121.4	3	2:06.929	124.2
----	----------------	-----	-----	---	------	-----	-----------	---	-----------	--------	--------	-------	---	----------	-------

Fastest lap Anthony Jurado in 2:05.677 at 125.4 Km/h in lap 12

* PENALTIES

5 SEC PENALTY TO CAR 43 FOR DISRESPECTING TL

10 SEC PENALTY TO CAR 43 FOR DISRESPECTING TL

Published at:.....

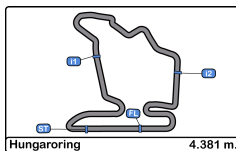
Track Temp: 35.5 °C Air Temp: 24.1 °C Humidity: 44 % Track Status: DRY

Race Director:

Timekeeper:

Luis Garcia
JOB-1605-ESP/M





Hungaroring
Clio Cup Series
Race - 1

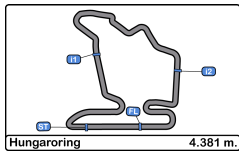
CLIO CUP

SERIES

Provisional Classification by Driver Fastest Lap

Clas	Nº	Driver	Nat	Cat	Clas	Team	Nat	Group	Laps	Best	Time	Gap	Interval	Km/h
1	1	Anthony Jurado		FRA		Milan Competition		EUR & MID	13	12	2:05.677			125.4
2	12	Gabriele Torelli		ITA		Rangoni Corse		EUR & MID	13	13	2:05.886	0.209	0.209	125.2
3	15	David Pouget		FRA		GPA Racing		EUR & FRA	13	5	2:05.930	0.253	0.044	125.2
4	91	Luca Franca		ITA	RAC	1 MC Motortecnica		EUR & ITA	13	13	2:06.038	0.361	0.108	125.1
5	211	Nikola Miljkovic		SRB	CHA	1 Tempo Racing Team		EUR & MID	13	4	2:06.276	0.599	0.238	124.8
6	82	Jacopo Guiseppe		ITA	CHA	2 ESSECORSE		EUR & ITA	13	4	2:06.297	0.620	0.021	124.8
7	5	Nicolas Milan		FRA		Milan Competition		EUR & FRA	13	11	2:06.303	0.626	0.006	124.8
8	113	Adrian Schimpf		ESP	CHA	3 AST Competition		EUR & ESP	13	5	2:06.365	0.688	0.062	124.8
9	101	Tomas Pekar		CZE		Carpek Racing		EUR & MID	13	11	2:06.367	0.690	0.002	124.8
10	558	Pierre Bredeaux		FRA	CHA	4 Comte Racing Team		EUR	13	4	2:06.376	0.699	0.009	124.7
11	125	Jerzy Spinkiewicz		POL		UNIQ Racing		EUR & ITA	13	5	2:06.378	0.701	0.002	124.7
12	43	Damiano Puccetti		ITA	CHA	5 Rangoni Corse		EUR & MID	13	12	2:06.466	0.789	0.088	124.7
13	9	Andreas Stucki		CHE		Stucki Motorsport		MID	13	5	2:06.536	0.859	0.070	124.6
14	107	Cristian Ricciarini		ITA		ESSECORSE		EUR & ITA	13	5	2:06.689	1.012	0.153	124.4
15	99	Guillaume Maio		FRA	CHA	6 GM Sport		EUR & MID	13	4	2:06.738	1.061	0.049	124.4
16	55	René Steemetz		NLD	RAC	2 AST Competition		EUR & MID	13	5	2:06.752	1.075	0.014	124.4
17	199	Alejandro Schimpf		ESP	CHA	7 AST Competition		EUR & ESP	13	13	2:06.771	1.094	0.019	124.4
18	333	Gabor Tim		HUN	CHA	8 GM Sport		EUR & MID	13	5	2:06.800	1.123	0.029	124.3
19	60	Leonardo Arduini		ITA	CHA	9 MC Motortecnica		EUR & ITA	13	5	2:06.929	1.252	0.129	124.2
20	16	Lionel Viguier		FRA	RAC	3 T2CM		EUR & FRA	5	3	2:06.929	1.252	0.000	124.2
21	93	Lantos Szabolcs		CZE	CHA	10 Carpek Racing		MID	13	11	2:06.975	1.298	0.046	124.2
22	85	Benjamin Cauvas		FRA	RAC	4 GPA Racing		EUR	13	11	2:07.300	1.623	0.325	123.8
23	21	Stephan Polderman		NLD	RAC	5 AST Competition		EUR & MID	13	6	2:07.302	1.625	0.002	123.8
24	3	Daniel Nyffeler		CHE	CHA	11 Stucki Motorsport		MID	13	12	2:07.855	2.178	0.553	123.3
25	51	Henrik Seibel		DEU	CHA	12 Carpek Racing		MID	13	5	2:09.059	3.382	1.204	122.2





Hungaroring
Clio Cup Series
Race - 1

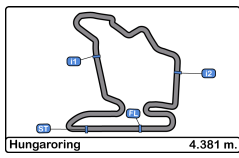
CLIO CUP

SERIES

Distance and Speed Average

Clas	Nº	Driver	Nat	Cat	Clas	Team	Nat	Group	Laps	Distance	Total Time	Km/h
1	1	Anthony Jurado		FRA		Milan Competition		EUR & MID	13	56.95	28:43.364	118.9
2	15	David Pouget		FRA		GPA Racing		EUR & FRA	13	56.95	28:44.011	118.9
3	12	Gabriele Torelli		ITA		Rangoni Corse		EUR & MID	13	56.95	28:44.283	118.9
4	113	Adrian Schimpf		CHA	1	AST Competition		EUR & ESP	13	56.95	28:46.947	118.7
5	101	Tomas Pekar		CZE		Carpek Racing		EUR & MID	13	56.95	28:47.113	118.7
6	211	Nikola Miljkovic		CHA	2	Tempo Racing Team		EUR & MID	13	56.95	28:48.016	118.6
7	558	Pierre Bredeaux		FRA	CHA	3	Comte Racing Team	EUR	13	56.95	28:48.303	118.6
8	5	Nicolas Milan		FRA		Milan Competition		EUR & FRA	13	56.95	28:48.667	118.6
9	125	Jerzy Spinkiewicz		POL		UNIQ Racing		EUR & ITA	13	56.95	28:49.034	118.5
10	82	Jacopo Guiseppo		ITA	CHA	4	ESSECORSE	EUR & ITA	13	56.95	28:49.193	118.5
11	9	Andreas Stucki		CHE		Stucki Motorsport		MID	13	56.95	28:49.698	118.5
12	107	Cristian Ricciarini		ITA		ESSECORSE		EUR & ITA	13	56.95	28:50.247	118.4
13	91	Luca Franca		ITA	RAC	1	MC Motortecnica	EUR & ITA	13	56.95	28:50.653	118.4
14	99	Guillaume Maio		FRA	CHA	5	GM Sport	EUR & MID	13	56.95	28:51.858	118.3
15	199	Alejandro Schimpf		CHA	6	AST Competition		EUR & ESP	13	56.95	28:52.095	118.3
16	333	Gabor Tim		CHA	7	GM Sport		EUR & MID	13	56.95	28:53.015	118.3
17	55	René Steemetz		RAC	2	AST Competition		EUR & MID	13	56.95	28:54.849	118.1
18	93	Lantos Szabolcs		CHA	8	Carpek Racing		MID	13	56.95	28:55.724	118.1
19	85	Benjamin Cauvas		FRA	RAC	3	GPA Racing	EUR	13	56.95	28:57.230	118.0
20	60	Leonardo Arduini		ITA	CHA	9	MC Motortecnica	EUR & ITA	13	56.95	28:57.270	118.0
21	21	Stephan Polderman		RAC	4	AST Competition		EUR & MID	13	56.95	28:58.609	117.9
22	3	Daniel Nyffeler		CHA	10	Stucki Motorsport		MID	13	56.95	28:59.837	117.8
23	51	Henrik Seibel		CHA	11	Carpek Racing		MID	13	56.95	29:05.105	117.4
24	43	Damiano Puccetti		ITA	CHA	12	Rangoni Corse	EUR & MID	13	56.95	29:10.265	117.1
25	16	Lionel Viguier		FRA	RAC	5	T2CM	EUR & FRA	5	21.90	10:49.371	121.4





Hungaroring
Clio Cup Series
Race - 1
Lap Analysis

CLIO CUP

SERIES

1 Anthony Jurado **EUR & MID** **9** Andreas Stucki **MID**
 Milan Competition Stucki Motorsport

Lap	D	Time	Sector 1	Sector 2	Sector 3	T. Spd	Elapsed	Lap	D	Time	Sector 1	Sector 2	Sector 3	T. Spd	Elapsed
1		2:14.106	51.961	46.040	36.105	141.3	2:14.106	1		2:17.599	54.556	47.421	35.622	155.6	2:17.599
2		2:06.756	45.801	45.878	35.077	183.6	4:20.862	2		2:07.162	45.603	46.076	35.483	180.3	4:24.761
3		2:06.353	45.677	45.625	35.051	178.2	6:27.215	3		2:07.289	45.587	46.003	35.699	181.8	6:32.050
4		2:06.779	45.601	46.142	35.036	179.4	8:33.994	4		2:06.747	45.523	46.059	35.165	180.9	8:38.797
5		2:05.982	45.369	45.598	35.015	177.3	10:39.976	5		2:06.536	45.415	45.904	35.217	180.0	10:45.333
6		2:05.985	45.435	45.542	35.008	177.3	12:45.961	6		2:07.371	45.744	46.320	35.307	179.4	12:52.704
7		2:26.920	52.791	55.167	38.962	177.3	15:12.881	7		2:27.959	52.276	54.564	41.119	180.3	15:20.663
8		2:37.518	53.889	1:00.372	43.257	163.1	17:50.399	8		2:35.424	51.646	1:00.269	43.509	148.1	17:56.087
9		2:28.095	52.573	53.410	42.112	146.9	20:18.494	9		2:25.231	52.639	51.260	41.332	152.1	20:21.318
10		2:06.376	45.762	45.523	35.091	177.3	22:24.870	10		2:07.150	45.796	46.306	35.048	182.1	22:28.468
11		2:06.633	45.734	45.908	34.991	177.6	24:31.503	11		2:07.538	46.308	46.109	35.121	181.5	24:36.006
12		2:05.677	45.517	45.384	34.776	180.0	26:37.180	12		2:06.999	45.655	46.132	35.212	181.8	26:43.005
13		2:06.184	45.384	45.863	34.937	178.2	28:43.364	13		2:06.693	45.389	46.028	35.276	181.2	28:49.698

3 Daniel Nyffeler **MID** **12** Gabriele Torelli **EUR & MID**
 CHA Stucki Motorsport Rangoni Corse

Lap	D	Time	Sector 1	Sector 2	Sector 3	T. Spd	Elapsed	Lap	D	Time	Sector 1	Sector 2	Sector 3	T. Spd	Elapsed
1		2:22.606	58.896	48.071	35.639	164.1	2:22.606	1		2:14.591		1:38.133	36.458	140.9	2:14.591
2		2:09.936	47.266	47.123	35.547	181.5	4:32.542	2		2:07.136	45.845	46.090	35.201	179.7	4:21.727
3		2:09.307	46.678	46.961	35.668	181.8	6:41.849	3		2:06.265		2:52.403	35.153	179.7	6:27.992
4		2:07.908	46.100	46.388	35.420	180.6	8:49.757	4		2:06.936	45.328	46.479	35.129	182.4	8:34.928
5		2:08.358	45.995	46.893	35.470	179.1	10:58.115	5		2:05.941	45.511	45.442	34.988	179.7	10:40.869
6		2:08.348	45.824	47.029	35.495	178.5	13:06.463	6		2:05.963	45.467	45.472	35.024	182.1	12:46.832
7		2:24.508	47.900	54.145	42.463	178.5	15:30.971	7		2:27.685	53.089	55.137	39.459	179.1	15:14.517
8		2:32.014	48.708	1:01.198	42.108	153.1	18:02.985	8		2:37.245	53.382	1:00.568	43.295	157.6	17:51.762
9		2:23.718	54.027	48.557	41.134	124.5	20:26.703	9		2:27.460	52.061	53.332	42.067	140.8	20:19.222
10		2:08.755	45.752	47.551	35.452	180.9	22:35.458	10		2:06.386		3:06.807	34.978	182.4	22:25.608
11		2:08.256	46.252	46.511	35.493	180.3	24:43.714	11		2:06.435	45.463	46.098	34.874	182.4	24:32.043
12		2:07.855	45.849	46.442	35.564	179.7	26:51.569	12		2:06.354	45.490	45.897	34.967	179.4	26:38.397
13		2:08.268	46.075	46.486	35.707	179.4	28:59.837	13		2:05.886	45.488	45.366	35.032	180.0	28:44.283

5 Nicolas Milan **EUR & FRA** **15** David Pouget **EUR & FRA**
 Milan Competition GPA Racing

Lap	D	Time	Sector 1	Sector 2	Sector 3	T. Spd	Elapsed	Lap	D	Time	Sector 1	Sector 2	Sector 3	T. Spd	Elapsed
1		2:18.561	55.893	47.090	35.578	148.1	2:18.561	1		2:13.874	52.391	46.050	35.433	146.3	2:13.874
2		2:07.362	45.971	46.141	35.250	184.6	4:25.923	2		2:07.487	46.373	46.089	35.025	180.0	4:21.361
3		2:07.479	45.684	46.620	35.175	182.1	6:33.402	3		2:06.149	45.382	45.845	34.922	180.9	6:27.510
4		2:06.830	45.569	45.921	35.340	183.3	8:40.232	4		2:07.133	45.502	46.633	34.998	182.4	8:34.643
5		2:06.941	45.456	46.106	35.379	181.2	10:47.173	5		2:05.930	45.277	45.641	35.012	180.6	10:40.573
6		2:06.564	45.478	45.766	35.320	180.9	12:53.737	6		2:05.940	45.351	45.594	34.995	180.9	12:46.513
7		2:29.524	52.888	54.454	42.182	182.1	15:23.261	7		2:27.494	52.847	55.199	39.448	180.3	15:14.007
8		2:34.110	51.001	59.561	43.548	138.9	17:57.371	8		2:37.269	53.259	1:00.744	43.266	169.8	17:51.276
9		2:24.781	52.765	51.104	40.912	134.4	20:22.152	9		2:27.605	52.078	53.529	41.998	135.8	20:18.881
10		2:06.574	45.332	46.238	35.004	183.0	22:28.726	10		2:06.426	45.951	45.414	35.061	181.8	22:25.307
11		2:06.303	45.620	45.780	34.903	184.6	24:35.029	11		2:06.430	45.473	45.990	34.967	181.2	24:31.737
12		2:06.428	45.930	45.585	34.913	183.6	26:41.457	12		2:06.306	45.604	45.835	34.867	183.3	26:38.043
13		2:07.210	45.513	46.083	35.614	180.9	28:48.667	13		2:05.968	45.180	45.666	35.122	180.3	28:44.011





Hungaroring
Clio Cup Series
Race - 1
Lap Analysis

CLIO CUP

SERIES

16 Lionel Viguier EUR & FRA **51** Henrik Seibel MID
 RAC T2CM CHA Carpek Racing

Lap D	Time	Sector 1	Sector 2	Sector 3	T. Spd	Elapsed
1	2:20.202	56.780	47.723	35.699	163.1	2:20.202
2	2:07.717	45.771	46.619	35.327	182.1	4:27.919
3	2:06.929	45.443	46.420	35.066	182.4	6:34.848
4	2:07.379	45.715	46.307	35.357	183.0	8:42.227
5	2:07.144	45.589	46.218	35.337	181.8	10:49.371
6		45.771			181.8	

Lap D	Time	Sector 1	Sector 2	Sector 3	T. Spd	Elapsed
1	2:22.341	59.129	47.273	35.939	157.4	2:22.341
2	2:09.744	46.776	46.959	36.009	176.1	4:32.085
3	2:09.406	46.982	46.665	35.759	174.1	6:41.491
4	2:09.755	46.712	47.106	35.937	173.3	8:51.246
5	2:09.059	46.821	46.455	35.783	173.3	11:00.305
6	2:09.262	47.046	46.465	35.751	173.0	13:09.567
7	2:21.859	46.953	52.402	42.504	172.8	15:31.426
8	2:32.085	48.629	1:01.397	42.059	164.3	18:03.511
9	2:23.972	53.815	48.727	41.430	117.3	20:27.483
10	2:09.144	46.846	46.501	35.797	173.0	22:36.627
11	2:09.583	47.012	46.653	35.918	171.7	24:46.210
12	2:09.337	46.749	46.755	35.833	172.8	26:55.547
13	2:09.558	46.939	46.522	36.097	172.5	29:05.105

21 Stephan Polderman EUR & MID
 RAC AST Competition

Lap D	Time	Sector 1	Sector 2	Sector 3	T. Spd	Elapsed
1	2:21.646	57.977	47.247	36.422	164.8	2:21.646
2	2:09.350	47.342	46.523	35.485	183.0	4:30.996
3	2:09.030	46.022	47.579	35.429	184.3	6:40.026
4	2:08.042	45.708	46.754	35.580	182.1	8:48.068
5	2:07.811	45.391	46.916	35.504	181.8	10:55.879
6	2:07.302	45.626	46.449	35.227	180.3	13:03.181
7	2:26.818	50.101	54.574	42.143	181.5	15:29.999
8	2:32.168	48.997	1:01.077	42.094	153.1	18:02.167
9	2:23.837	53.337	49.476	41.024	124.5	20:26.004
10	2:08.177	45.713	46.703	35.761	183.6	22:34.181
11	2:08.399	46.590	46.517	35.292	181.8	24:42.580
12	2:07.864	45.694	46.487	35.683	181.5	26:50.444
13	2:08.165	45.867	46.632	35.666	180.6	28:58.609

55 René Steemetz EUR & MID
 RAC AST Competition

Lap D	Time	Sector 1	Sector 2	Sector 3	T. Spd	Elapsed
1	2:20.958	57.015	47.696	36.247	162.1	2:20.958
2	2:08.179	46.637	46.216	35.326	178.5	4:29.137
3	2:07.031	45.582	46.189	35.260	181.8	6:36.168
4	2:07.106	45.568	46.248	35.290	181.5	8:43.274
5	2:06.752	45.396	46.102	35.254	181.5	10:50.026
6	2:08.611	45.504	47.013	36.094	182.4	12:58.637
7	2:27.299	51.383	54.333	41.583	182.7	15:25.936
8	2:33.873	51.087	1:00.316	42.470	150.4	17:59.809
9	2:24.481	53.659	49.688	41.134	122.3	20:24.290
10	2:07.249	45.403	46.522	35.324	183.9	22:31.539
11	2:07.146	45.570	46.267	35.309	183.0	24:38.685
12	2:07.625	45.499	46.243	35.883	183.9	26:46.310
13	2:08.539	45.688	46.595	36.256	183.0	28:54.849

43 Damiano Puccetti EUR & MID
 CHA Rangoni Corse

Lap D	Time	Sector 1	Sector 2	Sector 3	T. Spd	Elapsed
1	2:44.490	1:13.686	51.441	39.363	157.2	2:44.490
2	2:06.985	45.876	45.968	35.141	177.0	4:51.475
3	2:07.054	45.692	46.165	35.197	176.7	6:58.529
4	2:06.794	45.791	45.728	35.275	176.7	9:05.323
5	2:06.877	45.774	45.966	35.137	177.0	11:12.200
6	2:06.661	45.631	45.979	35.051	176.7	13:18.861
7	2:13.290	45.786	46.276	41.228	177.9	15:32.151
8	2:31.793	48.651	1:01.460	41.682	167.9	18:03.944
9	2:23.689	54.051	48.714	40.924	98.9	20:27.633
10	2:07.043		3:01.434	35.247	181.2	22:34.676
11	2:06.834	45.678	46.051	35.105	182.7	24:41.510
12	2:06.466	45.462	45.740	35.264	181.2	26:47.976
13	2:07.289	45.407	45.907	35.975	181.5	28:55.265

60 Leonardo Arduini EUR & ITA
 CHA MC Motor Tecnica

Lap D	Time	Sector 1	Sector 2	Sector 3	T. Spd	Elapsed
1	2:18.716	56.044	47.128	35.544	157.4	2:18.716
2	2:07.649	45.989	46.372	35.288	183.3	4:26.365
3	2:07.345	45.657	46.355	35.333	182.4	6:33.710
4	2:07.099	45.641	46.167	35.291	183.3	8:40.809
5	2:06.929	45.521	46.037	35.371	182.7	10:47.738
6	2:07.228	46.087	45.896	35.245	183.0	12:54.966
7	2:29.390	53.138	53.926	42.326	182.7	15:24.356
8	2:33.923	50.963	59.733	43.227	152.7	17:58.279
9	2:24.765	53.083	50.622	41.060	131.8	20:23.044
10	2:07.093	45.693	46.105	35.295	183.6	22:30.137
11	2:07.067	45.740	46.051	35.276	183.3	24:37.204
12	2:07.761	46.026	45.953	35.782	183.0	26:44.965
13	2:12.305		2:55.062	38.978	183.3	28:57.270





Hungaroring
Clio Cup Series
Race - 1
Lap Analysis

CLIO CUP
SERIES

82 Jacopo Guiseppe Cimenes							EUR & ITA 93 Lantos Szabolcs						
CHA			ESSECORSE				CHA			Carpek Racing			
Lap D	Time	Sector 1	Sector 2	Sector 3	T. Spd	Elapsed	Lap D	Time	Sector 1	Sector 2	Sector 3	T. Spd	Elapsed
1	2:16.288	54.339	46.410	35.539	150.0	2:16.288	1	2:21.010	57.213	47.585	36.212	160.2	2:21.010
2	2:07.057	45.506	46.324	35.227	182.1	4:23.345	2	2:09.473	47.106	46.744	35.623	178.5	4:30.483
3	2:06.727	45.716	45.955	35.056	183.3	6:30.072	3	2:07.573	45.876	46.519	35.178	182.4	6:38.056
4	2:06.297	45.299	45.912	35.086	184.3	8:36.369	4	2:07.732	46.450	46.129	35.153	180.0	8:45.788
5	2:07.352	45.559	46.102	35.691	182.1	10:43.721	5	2:07.163	45.810	46.148	35.205	180.3	10:52.951
6	2:07.886	45.907	46.018	35.961	180.6	12:51.607	6	2:07.493	45.837	46.321	35.335	178.8	13:00.444
7	2:28.079	52.496	54.768	40.815	176.1	15:19.686	7	2:27.541	51.148	54.288	42.105	179.4	15:27.985
8	2:35.594	51.996	1:00.221	43.377	147.3	17:55.280	8	2:32.617	49.775	1:00.757	42.085	132.8	18:00.602
9	2:25.641	52.827	51.334	41.480	152.9	20:20.921	9	2:24.506	53.734	49.532	41.240	129.8	20:25.108
10	2:07.319	45.828	46.196	35.295	183.3	22:28.240	10	2:07.191	45.695	46.220	35.276	181.2	22:32.299
11	2:07.319	45.817	46.403	35.099	183.9	24:35.559	11	2:06.975	45.668	46.109	35.198	181.5	24:39.274
12	2:06.870	45.786	45.986	35.098	183.0	26:42.429	12	2:07.674	46.187	46.149	35.338	177.3	26:46.948
13	2:06.764	45.513	45.921	35.330	183.0	28:49.193	13	2:08.776	45.699	46.143	36.934	181.5	28:55.724

85 Benjamin Cauvas							EUR 99 Guillaume Maio						
RAC			GPA Racing				CHA			GM Sport			
Lap D	Time	Sector 1	Sector 2	Sector 3	T. Spd	Elapsed	Lap D	Time	Sector 1	Sector 2	Sector 3	T. Spd	Elapsed
1	2:21.444	57.697	47.297	36.450	164.1	2:21.444	1	2:16.516	53.978	46.600	35.938	152.1	2:16.516
2	2:09.261	46.268	46.505	36.488	182.1	4:30.705	2	2:08.059	45.951	46.040	36.068	182.4	4:24.575
3	2:08.836	46.122	47.418	35.296	182.4	6:39.541	3	2:08.518	46.498	46.775	35.245	181.8	6:33.093
4	2:08.004	45.717	46.941	35.346	180.9	8:47.545	4	2:06.738	45.586	45.939	35.213	181.5	8:39.831
5	2:07.529	45.715	46.705	35.109	180.3	10:55.074	5	2:07.605	45.613	46.637	35.355	181.8	10:47.436
6	2:07.700	45.836	46.487	35.377	179.7	13:02.774	6	2:07.056	45.800	45.962	35.294	182.7	12:54.492
7	2:26.368	49.747	54.450	42.171	179.7	15:29.142	7	2:29.490	52.782	54.327	42.381	180.9	15:23.982
8	2:32.401	49.008	1:00.866	42.527	147.7	18:01.543	8	2:33.985	50.793	59.726	43.466	144.9	17:57.967
9	2:24.074	53.467	49.577	41.030	123.5	20:25.617	9	2:24.727	52.581	51.031	41.115	147.1	20:22.694
10	2:07.913	45.831	46.660	35.422	181.5	22:33.530	10	2:07.113	45.786	46.070	35.257	181.5	22:29.807
11	2:07.300	45.710	46.436	35.154	181.2	24:40.830	11	2:07.069	45.765	45.995	35.309	181.8	24:36.876
12	2:08.166	45.828	46.922	35.416	180.6	26:48.996	12	2:07.285	46.049	45.884	35.352	182.1	26:44.161
13	2:08.234	45.726	46.705	35.803	181.5	28:57.230	13	2:07.697	46.246	46.120	35.331	181.2	28:51.858

91 Luca Franca							EUR & ITA 101 Tomas Pekar						
RAC			MC Motortecnica				CHA			Carpek Racing			
Lap D	Time	Sector 1	Sector 2	Sector 3	T. Spd	Elapsed	Lap D	Time	Sector 1	Sector 2	Sector 3	T. Spd	Elapsed
1	2:15.124	53.436	46.241	35.447	149.1	2:15.124	1	2:14.366	52.882	45.956	35.528	151.2	2:14.366
2	2:16.342	45.981	46.363	43.998	183.3	4:31.466	2	2:07.662	45.911	46.607	35.144	182.4	4:22.028
3	2:07.189	45.791	46.310	35.088	183.3	6:38.655	3	2:06.465	45.400	46.078	34.987	180.9	6:28.493
4	2:06.531	45.525	46.020	34.986	182.1	8:45.186	4	2:06.979	45.400	46.268	35.311	181.8	8:35.472
5	2:06.095	45.228	45.895	34.972	181.2	10:51.281	5	2:07.035	46.135	45.838	35.062	180.6	10:42.507
6	2:06.902	45.375	46.064	35.463	183.0	12:58.183	6	2:08.432	45.642	47.282	35.508	181.2	12:50.939
7	2:27.229	51.162	54.357	41.710	180.0	15:25.412	7	2:26.620	51.145	55.068	40.407	181.2	15:17.559
8	2:33.815	51.188	59.951	42.676	156.5	17:59.227	8	2:36.090	52.860	59.812	43.418	151.2	17:53.649
9	2:24.581	53.749	49.850	40.982	128.7	20:23.808	9	2:26.449	52.654	52.120	41.675	157.8	20:20.098
10	2:07.176	45.486	46.587	35.103	183.3	22:30.984	10	2:06.689	45.722	45.833	35.134	183.6	22:26.787
11	2:06.544	45.608	45.888	35.048	183.6	24:37.528	11	2:06.367	45.368	45.915	35.084	181.2	24:33.154
12	2:07.087	45.884	46.040	35.163	184.9	26:44.615	12	2:06.622	45.372	46.145	35.105	180.9	26:39.776
13	2:06.038	45.522	45.460	35.056	183.3	28:50.653	13	2:07.337	45.566	46.069	35.702	181.8	28:47.113





Hungaroring
Clio Cup Series
Race - 1
Lap Analysis

CLIO CUP

SERIES

107 Cristian Ricciarini **EUR & ITA** **199** Alejandro Schimpf **EUR & ESP**
 ESSECORSE CHA AST Competition

Lap D	Time	Sector 1	Sector 2	Sector 3	T. Spd	Elapsed	Lap D	Time	Sector 1	Sector 2	Sector 3	T. Spd	Elapsed
1	2:17.873	55.512	46.779	35.582	158.5	2:17.873	1	2:18.972	56.222	47.390	35.360	161.4	2:18.972
2	2:07.696	46.555	45.905	35.236	181.2	4:25.569	2	2:07.837	45.922	46.565	35.350	185.5	4:26.809
3	2:07.023	45.700	46.148	35.175	182.4	6:32.592	3	2:07.156	45.541	46.332	35.283	183.6	6:33.965
4	2:06.889	45.675	45.852	35.362	180.9	8:39.481	4	2:07.167	45.721	46.209	35.237	183.6	8:41.132
5	2:06.689	45.598	45.729	35.362	181.8	10:46.170	5	2:06.837	45.533	46.156	35.148	183.6	10:47.969
6	2:07.322	46.054	45.925	35.343	180.0	12:53.492	6	2:07.272	46.009	46.052	35.211	183.9	12:55.241
7	2:28.270	52.653	54.267	41.350	182.4	15:21.762	7	2:29.345	53.501	53.742	42.102	183.6	15:24.586
8	2:35.027	52.213	59.176	43.638	136.3	17:56.789	8	2:34.119	51.380	59.758	42.981	152.1	17:58.705
9	2:24.883	52.694	51.242	40.947	137.7	20:21.672	9	2:24.651	53.247	50.602	40.802	136.8	20:23.356
10	2:07.575	45.582	46.733	35.260	183.6	22:29.247	10	2:07.347	45.683	46.444	35.220	183.9	22:30.703
11	2:07.361	45.747	46.131	35.483	181.8	24:36.608	11	2:07.569	46.115	46.213	35.241	183.0	24:38.272
12	2:06.745	45.782	45.845	35.118	182.4	26:43.353	12	2:07.052	45.489	46.150	35.413	183.3	26:45.324
13	2:06.894	45.735	45.646	35.513	181.5	28:50.247	13	2:06.771	45.562	46.121	35.088	183.9	28:52.095

113 Adrian Schimpf **EUR & ESP** **211** Nikola Miljkovic **EUR & MID**
 CHA AST Competition CHA Tempo Racing Team

Lap D	Time	Sector 1	Sector 2	Sector 3	T. Spd	Elapsed	Lap D	Time	Sector 1	Sector 2	Sector 3	T. Spd	Elapsed
1	2:14.862	53.241	46.164	35.457	150.6	2:14.862	1	2:15.365	53.636	46.317	35.412	154.0	2:15.365
2	2:07.492	46.032	46.234	35.226	183.3	4:22.354	2	2:07.650	45.865	46.530	35.255	182.4	4:23.015
3	2:06.564	45.447	45.993	35.124	181.5	6:28.918	3	2:06.693	45.817	45.795	35.081	180.0	6:29.708
4	2:06.849	45.358	46.154	35.337	182.4	8:35.767	4	2:06.276	45.361	45.605	35.310	181.2	8:35.984
5	2:06.365	45.657	45.620	35.088	183.3	10:42.132	5	2:06.906	45.822	45.952	35.132	176.7	10:42.890
6	2:06.831	45.813	45.835	35.183	179.1	12:48.963	6	2:07.495	45.565	46.672	35.258	180.9	12:50.385
7	2:26.590	51.529	55.374	39.687	180.0	15:15.553	7	2:25.849	51.141	55.205	39.503	179.1	15:16.234
8	2:36.962	53.002	1:00.458	43.502	164.1	17:52.515	8	2:36.772	53.661	59.634	43.477	165.1	17:53.006
9	2:27.022	51.829	53.409	41.784	160.9	20:19.537	9	2:26.895	52.747	52.301	41.847	164.3	20:19.901
10	2:06.653	45.730	45.974	34.949	182.1	22:26.190	10	2:07.318	46.045	46.123	35.150	182.4	22:27.219
11	2:06.573	45.432	46.064	35.077	180.9	24:32.763	11	2:06.419	45.568	45.764	35.087	184.3	24:33.638
12	2:06.667	45.502	46.057	35.108	179.7	26:39.430	12	2:06.600	45.377	45.832	35.391	182.4	26:40.238
13	2:07.517	45.680	46.029	35.808	178.8	28:46.947	13	2:07.778	46.008	46.398	35.372	181.8	28:48.016

125 Jerzy Spinkiewicz **EUR & ITA** **333** Gabor Tim **EUR & MID**
 UNIQ Racing CHA GM Sport

Lap D	Time	Sector 1	Sector 2	Sector 3	T. Spd	Elapsed	Lap D	Time	Sector 1	Sector 2	Sector 3	T. Spd	Elapsed
1	2:18.158	55.552	46.900	35.706	143.2	2:18.158	1	2:21.288	58.759	46.710	35.819	166.6	2:21.288
2	2:06.896	45.770	45.813	35.313	183.6	4:25.054	2	2:08.923	46.805	46.234	35.884	180.3	4:30.211
3	2:06.652	45.762	45.816	35.074	183.6	6:31.706	3	2:06.992	45.766	46.060	35.166	179.4	6:37.203
4	2:06.486	45.527	45.743	35.216	180.6	8:38.192	4	2:06.851	45.604	45.988	35.259	180.3	8:44.054
5	2:06.378	45.654	45.574	35.150	179.4	10:44.570	5	2:06.800	45.632	45.878	35.290	180.0	10:50.854
6	2:07.080	45.746	45.827	35.507	181.5	12:51.650	6	2:08.157	45.577	46.516	36.064	180.0	12:59.011
7	2:27.550	51.667	55.096	40.787	180.0	15:19.200	7	2:28.297	51.463	54.765	42.069	182.7	15:27.308
8	2:35.454	52.209	59.927	43.318	160.9	17:54.654	8	2:32.826	49.979	1:00.596	42.251	152.3	18:00.134
9	2:26.045	52.861	51.572	41.612	132.8	20:20.699	9	2:24.551	53.655	49.783	41.113	116.2	20:24.685
10	2:07.187	45.786	46.168	35.233	181.2	22:27.886	10	2:07.157	45.551	46.343	35.263	181.8	22:31.842
11	2:06.813	45.965	45.748	35.100	180.3	24:34.699	11	2:07.287	45.598	46.173	35.516	182.4	24:39.129
12	2:07.414	46.412	45.925	35.077	180.9	26:42.113	12	2:07.029	45.534	45.911	35.584	182.4	26:46.158
13	2:06.921	45.603	45.792	35.526	180.3	28:49.034	13	2:06.857	45.387	46.280	35.190	183.6	28:53.015





Hungaroring
Clio Cup Series
Race - 1
Lap Analysis

CLIO CUP
SERIES

558

Pierre Bredeaux

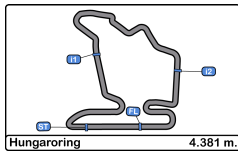
EUR

CHA

Comte Racing Team

Lap	D	Time	Sector 1	Sector 2	Sector 3	T. Spd	Elapsed
1		2:17.226	54.831	47.272	35.123	147.7	2:17.226
2		2:06.697	45.679	45.852	35.166	181.8	4:23.923
3		2:06.435	45.488	45.860	35.087	182.4	6:30.358
4		2:06.376	45.543	45.788	35.045	183.3	8:36.734
5		2:06.804	45.520	46.064	35.220	181.2	10:43.538
6		2:07.826	45.755	46.136	35.935	180.6	12:51.364
7		2:26.927	51.284	54.983	40.660	183.0	15:18.291
8		2:35.892	52.547	59.905	43.440	162.8	17:54.183
9		2:26.241	52.675	51.899	41.667	140.4	20:20.424
10		2:06.951	45.699	46.191	35.061	181.8	22:27.375
11		2:06.524	45.744	45.835	34.945	183.3	24:33.899
12		2:06.546	45.442	45.726	35.378	183.3	26:40.445
13		2:07.858	46.022	46.422	35.414	182.4	28:48.303





Hungaroring
Clio Cup Series
Race - 1

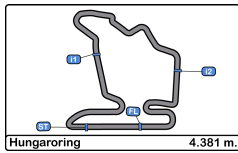
CLIO CUP

SERIES

Analysis by Lap

Num	Lap Time	Gap	Num	Lap Time	Gap	Num	Lap Time	Gap	Num	Lap Time	Gap	Num	Lap Time	Gap
Lap 1			15	2:06.149	00.295	101	2:07.035	02.531	82	2:28.079	06.805	60	2:24.765	04.550
15	2:13.874		12	2:06.265	00.777	211	2:06.906	02.914	9	2:27.959	07.782	199	2:24.651	04.862
1	2:14.106	00.232	101	2:06.465	01.278	558	2:06.804	03.562	107	2:28.270	08.881	91	2:24.581	05.314
101	2:14.366	00.492	113	2:06.564	01.703	82	2:07.352	03.745	5	2:29.524	10.380	55	2:24.481	05.796
12	2:14.591	00.717	211	2:06.693	02.493	125	2:06.378	04.594	99	2:29.490	11.101	333	2:24.551	06.191
113	2:14.862	00.988	82	2:06.727	02.857	9	2:06.536	05.357	60	2:29.390	11.475	93	2:24.506	06.614
91	2:15.124	01.250	558	2:06.435	03.143	107	2:06.689	06.194	199	2:29.345	11.705	85	2:24.074	07.123
211	2:15.365	01.491	125	2:06.652	04.491	5	2:06.941	07.197	91	2:27.229	12.531	21	2:23.837	07.510
82	2:16.288	02.414	9	2:07.289	04.835	99	2:07.605	07.460	55	2:27.299	13.055	3	2:23.718	08.209
99	2:16.516	02.642	107	2:07.023	05.377	60	2:06.929	07.762	333	2:28.297	14.427	51	2:23.972	08.989
558	2:17.226	03.352	99	2:08.518	05.878	199	2:06.837	07.993	93	2:27.541	15.104	43	2:23.689	09.139
9	2:17.599	03.725	5	2:07.479	06.187	16	2:07.144	09.395	85	2:26.368	16.261	Num Lap Time Gap		
107	2:17.873	03.999	60	2:07.345	06.495	55	2:06.752	10.050	21	2:26.818	17.118	Lap 10		
125	2:18.158	04.284	199	2:07.156	06.750	333	2:06.800	10.878	3	2:24.508	18.090	1	2:06.376	
5	2:18.561	04.687	16	2:06.929	07.633	91	2:06.095	11.305	51	2:21.859	18.545	15	2:06.426	00.437
60	2:18.716	04.842	55	2:07.031	08.953	93	2:07.163	12.975	43	2:13.290	19.270	12	2:06.386	00.738
199	2:18.972	05.098	333	2:06.992	09.988	85	2:07.529	15.098	Num Lap Time Gap					
16	2:20.202	06.328	93	2:07.573	10.841	21	2:07.811	15.903	3	2:24.508	18.090	113	2:06.653	01.320
55	2:20.958	07.084	91	2:07.189	11.440	3	2:08.358	18.139	Lap 8					
93	2:21.010	07.136	85	2:08.836	12.326	51	2:09.059	20.329	1	2:37.518		101	2:06.689	01.917
333	2:21.288	07.414	21	2:09.030	12.811	43	2:06.877	32.224	15	2:37.269	00.877	211	2:07.318	02.349
85	2:21.444	07.570	51	2:09.406	14.276	Num Lap Time Gap			12	2:37.245	01.363	558	2:06.951	02.505
21	2:21.646	07.772	3	2:09.307	14.634	Lap 6			113	2:36.962	02.116	125	2:07.187	03.016
51	2:22.341	08.467	43	2:07.054	31.314	1	2:05.985		211	2:36.772	02.607	82	2:07.319	03.370
3	2:22.606	08.732	Num Lap Time Gap			15	2:05.940	00.552	101	2:36.090	03.250	9	2:07.150	03.598
43	2:44.490	30.616	Lap 4			12	2:05.963	00.871	558	2:35.892	03.784	5	2:06.574	03.856
Num Lap Time Gap			1	2:06.779		113	2:06.831	03.002	125	2:35.454	04.255	107	2:07.575	04.377
Lap 2			15	2:07.133	00.649	211	2:07.495	04.424	82	2:35.594	04.881	99	2:07.113	04.937
1	2:06.756		12	2:06.936	00.934	101	2:08.432	04.978	9	2:35.424	05.688	60	2:07.093	05.267
15	2:07.487	00.499	101	2:06.979	01.478	558	2:07.826	05.403	107	2:35.027	06.390	199	2:07.347	05.833
12	2:07.136	00.865	113	2:06.849	01.773	82	2:07.886	05.646	5	2:34.110	06.972	91	2:07.176	06.114
101	2:07.662	01.166	211	2:06.276	01.990	125	2:07.080	05.689	99	2:33.985	07.568	55	2:07.249	06.669
113	2:07.492	01.492	82	2:06.297	02.375	9	2:07.371	06.743	60	2:33.923	07.880	333	2:07.157	06.972
211	2:07.650	02.153	558	2:06.376	02.740	107	2:07.322	07.531	199	2:34.119	08.306	93	2:07.191	07.429
82	2:07.057	02.483	125	2:06.486	04.198	5	2:06.564	07.776	91	2:33.815	08.828	85	2:07.913	08.660
558	2:06.697	03.061	9	2:06.747	04.803	99	2:07.056	08.531	55	2:33.873	09.410	21	2:08.177	09.311
99	2:08.059	03.713	107	2:06.889	05.487	60	2:07.228	09.005	333	2:32.826	09.735	43	2:07.043	09.806
9	2:07.162	03.899	99	2:06.738	05.837	199	2:07.272	09.280	93	2:32.617	10.203	3	2:08.755	10.588
125	2:06.896	04.192	5	2:06.830	06.238	91	2:06.902	12.222	85	2:32.401	11.144	51	2:09.144	11.757
107	2:07.696	04.707	60	2:07.099	06.815	55	2:08.611	12.676	21	2:32.168	11.768	Num Lap Time Gap		
5	2:07.362	05.061	199	2:07.167	07.138	333	2:08.157	13.050	3	2:32.014	12.586	Lap 11		
60	2:07.649	05.503	16	2:07.379	08.233	93	2:07.493	14.483	51	2:32.085	13.112	1	2:06.633	
199	2:07.837	05.947	55	2:07.106	09.280	85	2:07.700	16.813	43	2:31.793	13.545	15	2:06.430	00.234
16	2:07.717	07.057	333	2:06.851	10.060	21	2:07.302	17.220	Num Lap Time Gap			12	2:06.435	00.540
55	2:08.179	08.275	91	2:06.531	11.192	3	2:08.348	20.502	Lap 9			113	2:06.573	01.260
333	2:08.923	09.349	93	2:07.732	11.794	51	2:09.262	23.606	1	2:28.095		101	2:06.367	01.651
93	2:09.473	09.621	85	2:08.004	13.551	43	2:06.661	32.900	15	2:27.605	00.387	211	2:06.419	02.135
85	2:09.261	09.843	21	2:08.042	14.074	Num Lap Time Gap			12	2:27.460	00.728	558	2:06.524	02.396
21	2:09.350	10.134	3	2:07.908	15.763	Lap 7			113	2:27.022	01.043	125	2:06.813	03.196
91	2:16.342	10.604	51	2:09.755	17.252	1	2:26.920		211	2:26.895	01.407	5	2:06.303	03.526
51	2:09.744	11.223	43	2:06.794	31.329	15	2:27.494	01.126	101	2:26.449	01.604	82	2:07.319	04.056
3	2:09.936	11.680	Num Lap Time Gap			12	2:27.685	01.636	558	2:26.241	01.930	9	2:07.538	04.503
43	2:06.985	30.613	Lap 5			113	2:26.590	02.672	125	2:26.045	02.205	107	2:07.361	05.105
Num Lap Time Gap			1	2:05.982		211	2:25.849	03.353	82	2:25.641	02.427	99	2:07.069	05.373
Lap 3			15	2:05.930	00.597	101	2:26.620	04.678	9	2:25.231	02.824	60	2:07.067	05.701
1	2:06.353		12	2:05.941	00.893	558	2:26.927	05.410	107	2:24.883	03.178	91	2:06.544	06.025
Num Lap Time Gap			113	2:06.365	02.156	125	2:27.550	06.319	5	2:24.781	03.658	199	2:07.569	06.769
Num Lap Time Gap			Num Lap Time Gap			Num Lap Time Gap			99	2:24.727	04.200	55	2:07.146	07.182
Num Lap Time Gap			Num Lap Time Gap			Num Lap Time Gap			Num Lap Time Gap			333	2:07.287	07.626





Hungaroring
Clio Cup Series
Race - 1
Analysis by Lap

CLIO CUP

SERIES

Num	Lap Time	Gap	Num	Lap Time	Gap
93	2:06.975	07.771	51	2:09.558	21.741
85	2:07.300	09.327			
43	2:06.834	10.007			
21	2:08.399	11.077			
3	2:08.256	12.211			
51	2:09.583	14.707			

Num Lap Time Gap

Lap 12

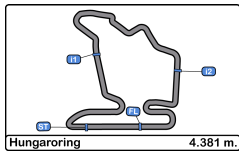
1	2:05.677	
15	2:06.306	00.863
12	2:06.354	01.217
113	2:06.667	02.250
101	2:06.622	02.596
211	2:06.600	03.058
558	2:06.546	03.265
5	2:06.428	04.277
125	2:07.414	04.933
82	2:06.870	05.249
9	2:06.999	05.825
107	2:06.745	06.173
99	2:07.285	06.981
91	2:07.087	07.435
60	2:07.761	07.785
199	2:07.052	08.144
333	2:07.029	08.978
55	2:07.625	09.130
93	2:07.674	09.768
43	2:06.466	10.796
85	2:08.166	11.816
21	2:07.864	13.264
3	2:07.855	14.389
51	2:09.337	18.367

Num Lap Time Gap

Lap 13

1	2:06.184	
15	2:05.968	00.647
12	2:05.886	00.919
113	2:07.517	03.583
101	2:07.337	03.749
211	2:07.778	04.652
558	2:07.858	04.939
5	2:07.210	05.303
125	2:06.921	05.670
82	2:06.764	05.829
9	2:06.693	06.334
107	2:06.894	06.883
91	2:06.038	07.289
99	2:07.697	08.494
199	2:06.771	08.731
333	2:06.857	09.651
55	2:08.539	11.485
43	2:07.289	11.901
93	2:08.776	12.360
85	2:08.234	13.866
60	2:12.305	13.906
21	2:08.165	15.245
3	2:08.268	16.473





Hungaroring
Clio Cup Series
Race - 1

CLIO CUP

SERIES

Best Sectors Results

Sector - 1				Sector - 2				Sector - 3				Ideal Lap vs Best Lap			
Clas	Nº	Driver	Time	Nº	Driver	Time	Nº	Driver	Time	Clas	Nº	Driver	Ideal Lap	Best Lap	Clas
1	15	David Pouget	45.180	12	Gabriele Torelli	45.366	1	Anthony Jurado	34.776	1	15	David Pouget	2:05.461	2:05.930	3
2	91	Luca Franca	45.228	1	Anthony Jurado	45.384	15	David Pouget	34.867	2	1	Anthony Jurado	2:05.529	2:05.677	1
3	82	Jacopo Guiseppe Cimenès	45.299	15	David Pouget	45.414	12	Gabriele Torelli	34.874	3	12	Gabriele Torelli	2:05.568	2:05.886	2
4	12	Gabriele Torelli	45.328	91	Luca Franca	45.460	5	Nicolas Milan	34.903	4	91	Luca Franca	2:05.660	2:06.038	4
5	5	Nicolas Milan	45.332	125	Jerzy Spinkiewicz	45.574	558	Pierre Bredeaux	34.945	5	5	Nicolas Milan	2:05.820	2:06.303	7
6	11	Adrian Schimpf	45.358	5	Nicolas Milan	45.585	113	Adrian Schimpf	34.949	6	113	Adrian Schimpf	2:05.927	2:06.365	8
7	21	Nikola Miljkovic	45.361	211	Nikola Miljkovic	45.605	91	Luca Franca	34.972	7	211	Nikola Miljkovic	2:06.047	2:06.276	5
8	10	Tomas Pekar	45.368	113	Adrian Schimpf	45.620	101	Tomas Pekar	34.987	8	558	Pierre Bredeaux	2:06.113	2:06.376	10
9	1	Anthony Jurado	45.369	107	Cristian Ricciarini	45.646	9	Andreas Stucki	35.048	9	125	Jerzy Spinkiewicz	2:06.175	2:06.378	11
10	33	Gabor Tim	45.387	558	Pierre Bredeaux	45.726	43	Damiano Puccetti	35.051	10	43	Damiano Puccetti	2:06.186	2:06.466	12
11	9	Andreas Stucki	45.389	43	Damiano Puccetti	45.728	82	Jacopo Guiseppe Cimenès	35.056	11	101	Tomas Pekar	2:06.188	2:06.367	9
12	21	Stephan Polderman	45.391	101	Tomas Pekar	45.833	16	Lionel Viguier	35.066	12	82	Jacopo Guiseppe Cimenès	2:06.267	2:06.297	6
13	55	René Steemetz	45.396	333	Gabor Tim	45.878	125	Jerzy Spinkiewicz	35.074	13	9	Andreas Stucki	2:06.341	2:06.536	13
14	43	Damiano Puccetti	45.407	99	Guillaume Maio	45.884	211	Nikola Miljkovic	35.081	14	107	Cristian Ricciarini	2:06.346	2:06.689	14
15	55	Pierre Bredeaux	45.442	60	Leonardo Arduini	45.896	199	Alejandro Schimpf	35.088	15	333	Gabor Tim	2:06.431	2:06.800	18
16	16	Lionel Viguier	45.443	9	Andreas Stucki	45.904	85	Benjamin Cauvas	35.109	16	199	Alejandro Schimpf	2:06.629	2:06.771	17
17	19	Alejandro Schimpf	45.489	82	Jacopo Guiseppe Cimenès	45.912	107	Cristian Ricciarini	35.118	17	60	Leonardo Arduini	2:06.662	2:06.929	19
18	60	Leonardo Arduini	45.521	199	Alejandro Schimpf	46.052	93	Lantos Szabolcs	35.153	18	99	Guillaume Maio	2:06.683	2:06.738	15
19	12	Jerzy Spinkiewicz	45.527	55	René Steemetz	46.102	333	Gabor Tim	35.166	19	16	Lionel Viguier	2:06.727	2:06.929	20
20	10	Cristian Ricciarini	45.582	93	Lantos Szabolcs	46.109	99	Guillaume Maio	35.213	20	55	René Steemetz	2:06.752	2:06.752	16
21	99	Guillaume Maio	45.586	16	Lionel Viguier	46.218	21	Stephan Polderman	35.227	21	93	Lantos Szabolcs	2:06.930	2:06.975	21
22	93	Lantos Szabolcs	45.668	3	Daniel Nyffeler	46.388	60	Leonardo Arduini	35.245	22	21	Stephan Polderman	2:07.067	2:07.302	23
23	85	Benjamin Cauvas	45.710	85	Benjamin Cauvas	46.436	55	René Steemetz	35.254	23	85	Benjamin Cauvas	2:07.255	2:07.300	22
24	3	Daniel Nyffeler	45.752	21	Stephan Polderman	46.449	3	Daniel Nyffeler	35.420	24	3	Daniel Nyffeler	2:07.560	2:07.855	24
25	51	Henrik Seibel	46.712	51	Henrik Seibel	46.455	51	Henrik Seibel	35.751	25	51	Henrik Seibel	2:08.918	2:09.059	25









Hungaroring
Clio Cup Series
Race - 1
Leader Sequence

CLIO CUP

SERIES

N°	Driver	Nat	Cat	Clas	Team	Nat	Group	Start Lap	End Lap	Laps	Total Laps
15	David Pouget				GPA Racing		EUR & FRA	1	1	1	1
1	Anthony Jurado				Milan Competition		EUR & MID	2	13	12	12





Hungaroring
Clio Cup Series
Race - 1

CLIO CUP

SERIES

Best 5 Lap Times

Cls	N°	Driver	Nat	Cat	Cls	Team	Nat	Group	Best 1		Best 2		Best 3		Best 4		Best 5	
									Time	Lap	Time	Lap	Time	Lap	Time	Lap	Time	Lap
1	1	Anthony Jurado				Milan Competition		EUR & MID	2:05.677	12	2:05.982	5	2:05.985	6	2:06.184	13	2:06.353	3
2	12	Gabriele Torelli				Rangoni Corse		EUR & MID	2:05.886	13	2:05.941	5	2:05.963	6	2:06.265	3	2:06.354	12
3	15	David Pouget				GPA Racing		EUR & FRA	2:05.930	5	2:05.940	6	2:05.968	13	2:06.149	3	2:06.306	12
4	91	Luca Franca		RAC	1	MC Motortecnica		EUR & ITA	2:06.038	13	2:06.095	5	2:06.531	4	2:06.544	11	2:06.902	6
5	211	Nikola Miljkovic		CHA	1	Tempo Racing Team		EUR & MID	2:06.276	4	2:06.419	11	2:06.600	12	2:06.693	3	2:06.906	5
6	82	Jacopo Guiseppe		CHA	2	ESSECORSE		EUR & ITA	2:06.297	4	2:06.727	3	2:06.764	13	2:06.870	12	2:07.057	2
7	5	Nicolas Milan				Milan Competition		EUR & FRA	2:06.303	11	2:06.428	12	2:06.564	6	2:06.574	10	2:06.830	4
8	113	Adrian Schimpf		CHA	3	AST Competition		EUR & ESP	2:06.365	5	2:06.564	3	2:06.573	11	2:06.653	10	2:06.667	12
9	101	Tomas Pekar				Carpek Racing		EUR & MID	2:06.367	11	2:06.465	3	2:06.622	12	2:06.689	10	2:06.979	4
10	558	Pierre Bredeaux		CHA	4	Comte Racing Team		EUR	2:06.376	4	2:06.435	3	2:06.524	11	2:06.546	12	2:06.697	2
11	125	Jerzy Spinkiewicz				UNIQ Racing		EUR & ITA	2:06.378	5	2:06.486	4	2:06.652	3	2:06.813	11	2:06.896	2
12	43	Damiano Puccetti		CHA	5	Rangoni Corse		EUR & MID	2:06.466	12	2:06.661	6	2:06.794	4	2:06.834	11	2:06.877	5
13	9	Andreas Stucki				Stucki Motorsport		MID	2:06.536	5	2:06.693	13	2:06.747	4	2:06.999	12	2:07.150	10
14	107	Cristian Ricciarini				ESSECORSE		EUR & ITA	2:06.689	5	2:06.745	12	2:06.889	4	2:06.894	13	2:07.023	3
15	99	Guillaume Maio		CHA	6	GM Sport		EUR & MID	2:06.738	4	2:07.056	6	2:07.069	11	2:07.113	10	2:07.285	12
16	55	René Steemetz		RAC	2	AST Competition		EUR & MID	2:06.752	5	2:07.031	3	2:07.106	4	2:07.146	11	2:07.249	10
17	199	Alejandro Schimpf		CHA	7	AST Competition		EUR & ESP	2:06.771	13	2:06.837	5	2:07.052	12	2:07.156	3	2:07.167	4
18	333	Gabor Tim		CHA	8	GM Sport		EUR & MID	2:06.800	5	2:06.851	4	2:06.857	13	2:06.992	3	2:07.029	12
19	16	Lionel Viguier		RAC	3	T2CM		EUR & FRA	2:06.929	3	2:07.144	5	2:07.379	4	2:07.717	2	2:20.202	1
20	60	Leonardo Arduini		CHA	9	MC Motortecnica		EUR & ITA	2:06.929	5	2:07.067	11	2:07.093	10	2:07.099	4	2:07.228	6
21	93	Lantos Szabolcs		CHA	10	Carpek Racing		MID	2:06.975	11	2:07.163	5	2:07.191	10	2:07.493	6	2:07.573	3
22	85	Benjamin Cauvas		RAC	4	GPA Racing		EUR	2:07.300	11	2:07.529	5	2:07.700	6	2:07.913	10	2:08.004	4
23	21	Stephan Polderman		RAC	5	AST Competition		EUR & MID	2:07.302	6	2:07.811	5	2:07.864	12	2:08.042	4	2:08.165	13
24	3	Daniel Nyffeler		CHA	11	Stucki Motorsport		MID	2:07.855	12	2:07.908	4	2:08.256	11	2:08.268	13	2:08.348	6
25	51	Henrik Seibel		CHA	12	Carpek Racing		MID	2:09.059	5	2:09.144	10	2:09.262	6	2:09.337	12	2:09.406	3





Hungaroring
Clio Cup Series
Race - 1

CLIO CUP

SERIES

Best 5 Top Speeds

Clas	N°	Driver	Nat	Cat	Cls	Team	Nat	Group	Top 1		Top 2		Top 3		Top 4		Top 5		Avg	
									Km/h	Lap	Km/h	Lap	Km/h	Lap	Km/h	Lap	Km/h	Lap		
1	199	Alejandro Schimpf		ESP	CHA	1	AST Competition		EUR & ESP	185.5	2	183.9	6	183.9	10	183.9	13	183.6	3	184.2
2	91	Luca Franca		ITA	RAC	1	MC Motortecnica		EUR & ITA	184.9	12	183.6	11	183.3	2	183.3	3	183.3	10	183.7
3	5	Nicolas Milan		FRA			Milan Competition		EUR & FRA	184.6	2	184.6	11	183.6	12	183.3	4	183.0	10	183.8
4	21	Stephan Polderman		NLD	RAC	2	AST Competition		EUR & MID	184.3	3	183.6	10	183.0	2	182.1	4	181.8	5	182.9
5	82	Jacopo Guisepppe		ITA	CHA	2	ESSECORSE		EUR & ITA	184.3	4	183.9	11	183.3	3	183.3	10	183.0	12	183.6
6	211	Nikola Miljkovic		SRB	CHA	3	Tempo Racing Team		EUR & MID	184.3	11	182.4	2	182.4	10	182.4	12	181.8	13	182.6
7	55	René Steemetz		NLD	RAC	3	AST Competition		EUR & MID	183.9	10	183.9	12	183.0	11	183.0	13	182.7	7	183.3
8	1	Anthony Jurado		FRA			Milan Competition		EUR & MID	183.6	2	180.0	12	179.4	4	178.2	3	178.2	13	179.9
9	60	Leonardo Arduini		ITA	CHA	4	MC Motortecnica		EUR & ITA	183.6	10	183.3	2	183.3	4	183.3	11	183.3	13	183.4
10	101	Tomas Pekar		CZE			Carpek Racing		EUR & MID	183.6	10	182.4	2	181.8	4	181.8	13	181.2	6	182.1
11	107	Cristian Ricciarini		ITA			ESSECORSE		EUR & ITA	183.6	10	182.4	3	182.4	7	182.4	12	181.8	5	182.5
12	125	Jerzy Spinkiewicz		POL			UNIQ Racing		EUR & ITA	183.6	2	183.6	3	181.5	6	181.2	10	180.9	12	182.1
13	333	Gabor Tim		HUN	CHA	5	GM Sport		EUR & MID	183.6	13	182.7	7	182.4	11	182.4	12	181.8	10	182.6
14	15	David Pouget		FRA			GPA Racing		EUR & FRA	183.3	12	182.4	4	181.8	10	181.2	11	180.9	3	181.9
15	113	Adrian Schimpf		ESP	CHA	6	AST Competition		EUR & ESP	183.3	2	183.3	5	182.4	4	182.1	10	181.5	3	182.5
16	558	Pierre Bredeaux		FRA	CHA	7	Comte Racing Team		EUR	183.3	4	183.3	11	183.3	12	183.0	7	182.4	3	183.1
17	16	Lionel Viguier		FRA	RAC	4	T2CM		EUR & FRA	183.0	4	182.4	3	182.1	2	181.8	5	181.8	6	182.2
18	43	Damiano Puccetti		ITA	CHA	8	Rangoni Corse		EUR & MID	182.7	11	181.5	13	181.2	10	181.2	12	177.9	7	180.9
19	99	Guillaume Maio		FRA	CHA	9	GM Sport		EUR & MID	182.7	6	182.4	2	182.1	12	181.8	3	181.8	5	182.1
20	12	Gabriele Torelli		ITA			Rangoni Corse		EUR & MID	182.4	4	182.4	10	182.4	11	182.1	6	180.0	13	181.8
21	85	Benjamin Cauvas		FRA	RAC	5	GPA Racing		EUR	182.4	3	182.1	2	181.5	10	181.5	13	181.2	11	181.7
22	93	Lantos Szabolcs		CZE	CHA	10	Carpek Racing		MID	182.4	3	181.5	11	181.5	13	181.2	10	180.3	5	181.3
23	9	Andreas Stucki		CHE			Stucki Motorsport		MID	182.1	10	181.8	3	181.8	12	181.5	11	181.2	13	181.6
24	3	Daniel Nyffeler		CHE	CHA	11	Stucki Motorsport		MID	181.8	3	181.5	2	180.9	10	180.6	4	180.3	11	181.0
25	51	Henrik Seibel		GER	CHA	12	Carpek Racing		MID	176.1	2	174.1	3	173.3	4	173.3	5	173.0	6	174.0





Hungaroring
Clio Cup Series
Race - 1

CLIO CUP

SERIES

Fastest Laps Sequence

Lap	Time of Day	Session Time	N°	Driver	Nat	Cat	Team	Nat	Group	Time	Km/h
2	18:13:15.886	4:20.886	1	Anthony Jurado		FRA	Milan Competition		EUR & MID	2:06.756	124.4
2	18:13:18.947	4:23.947	558	Pierre Bredeaux		FRA	CHA Comte Racing Team		EUR	2:06.697	124.4
3	18:15:22.239	6:27.239	1	Anthony Jurado		FRA	Milan Competition		EUR & MID	2:06.353	124.8
3	18:15:22.534	6:27.534	15	David Pouget		FRA	GPA Racing		EUR & FRA	2:06.149	125.0
5	18:19:34.999	10:39.999	1	Anthony Jurado		FRA	Milan Competition		EUR & MID	2:05.982	125.1
5	18:19:35.596	10:40.596	15	David Pouget		FRA	GPA Racing		EUR & FRA	2:05.930	125.2
12	18:35:32.204	26:37.204	1	Anthony Jurado		FRA	Milan Competition		EUR & MID	2:05.677	125.4





Hungaroring
Clio Cup Series
Race - 1

CLIO CUP

SERIES

Event Best Maximum Speed

N°	Driver	Nat	Cat	Clas	Team	Nat	Group	Km/h	Session
82	Jacopo Guiseppe		CHA	1	ESSECORSE		EUR & ITA	186.2	Collective Test 1
1	Anthony Jurado				Milan Competition		EUR & MID	185.8	Collective Test 1
60	Leonardo Arduini		CHA	2	MC Motor Tecnica		EUR & ITA	185.5	Collective Test 1
199	Alejandro Schimpf		CHA	3	AST Competition		EUR & ESP	185.5	Race - 1
55	René Steemetz		RAC	1	AST Competition		EUR & MID	185.2	Collective Test 1
113	Adrian Schimpf		CHA	4	AST Competition		EUR & ESP	184.9	Collective Test 2
21	Stephan Polderman		RAC	2	AST Competition		EUR & MID	184.9	Collective Test 2
91	Luca Franca		RAC	3	MC Motor Tecnica		EUR & ITA	184.9	Race - 1
558	Pierre Bredeaux		CHA	5	Comte Racing Team		EUR	184.6	Collective Test 1
16	Lionel Viguiet		RAC	4	T2CM		EUR & FRA	184.6	Collective Test 2
5	Nicolas Milan				Milan Competition		EUR & FRA	184.6	Race - 1
107	Cristian Ricciarini				ESSECORSE		EUR & ITA	184.3	Qualifying - 1
211	Nikola Miljkovic		CHA	6	Tempo Racing Team		EUR & MID	184.3	Race - 1
101	Tomas Pekar				Carpek Racing		EUR & MID	183.9	Collective Test 1
15	David Pouget				GPA Racing		EUR & FRA	183.9	Collective Test 1
125	Jerzy Spinkiewicz				UNIQ Racing		EUR & ITA	183.9	Collective Test 1
12	Gabriele Torelli				Rangoni Corse		EUR & MID	183.6	Collective Test 1
333	Gabor Tim		CHA	7	GM Sport		EUR & MID	183.6	Race - 1
43	Damiano Puccetti		CHA	8	Rangoni Corse		EUR & MID	183.3	Collective Test 1
93	Lantos Szabolcs		CHA	9	Carpek Racing		MID	183.3	Collective Test 1
3	Daniel Nyffeler		CHA	10	Stucki Motorsport		MID	183.0	Collective Test 1
85	Benjamin Cauvas		RAC	5	GPA Racing		EUR	183.0	Collective Test 2
99	Guillaume Maio		CHA	11	GM Sport		EUR & MID	182.7	Race - 1
9	Andreas Stucki				Stucki Motorsport		MID	182.1	Race - 1
51	Henrik Seibel		CHA	12	Carpek Racing		MID	181.2	Collective Test 2





Hungaroring
Clio Cup Series
Race - 1
Lap Chart

CLIO CUP

SERIES

LAP

Nr	Pos	Grid	1	2	3	4	5	6	7	8	9	10	11	12	13
12	1	12	15	1	1	1	1	1	1	1	1	1	1	1	1
1	2	1	1	15	15	15	15	15	15	15	15	15	15	15	15
125	3	125	101	12	12	12	12	12	12	12	12	12	12	12	12
15	4	15	12	101	101	101	113	113	113	113	113	113	113	113	113
5	5	5	113	113	113	113	101	211	211	211	211	101	101	101	101
91	6	91	91	211	211	211	211	101	101	101	101	211	211	211	211
558	7	558	211	82	82	82	558	558	558	558	558	558	558	558	558
101	8	101	82	558	558	558	82	82	125	125	125	125	125	5	5
113	9	113	99	99	125	125	125	125	82	82	82	82	5	125	125
82	10	82	558	9	9	9	9	9	9	9	9	9	82	82	82
99	11	99	9	125	107	107	107	107	107	107	107	5	9	9	9
211	12	211	107	107	99	99	5	5	5	5	5	107	107	107	107
43	13	43	125	5	5	5	99	99	99	99	99	99	99	99	91
9	14	9	5	60	60	60	60	60	60	60	60	60	60	91	99
107	15	107	60	199	199	199	199	199	199	199	199	199	91	60	199
60	16	60	199	16	16	16	16	91	91	91	91	91	199	199	333
93	17	93	16	55	55	55	55	55	55	55	55	55	55	333	55
16	18	16	55	333	333	333	333	333	333	333	333	333	333	55	43
199	19	199	93	93	93	91	91	93	93	93	93	93	93	93	93
85	20	85	333	85	91	93	93	85	85	85	85	85	85	43	85
55	21	55	85	21	85	85	85	21	21	21	21	21	43	85	60
21	22	21	21	91	21	21	21	3	3	3	3	43	21	21	21
3	23	3	51	51	51	3	3	51	51	51	51	3	3	3	3
51	24	51	3	3	3	3	51	51	43	43	43	51	51	51	51
333	25	333	43	43	43	43	43	43	43	43	43	51	51	51	51



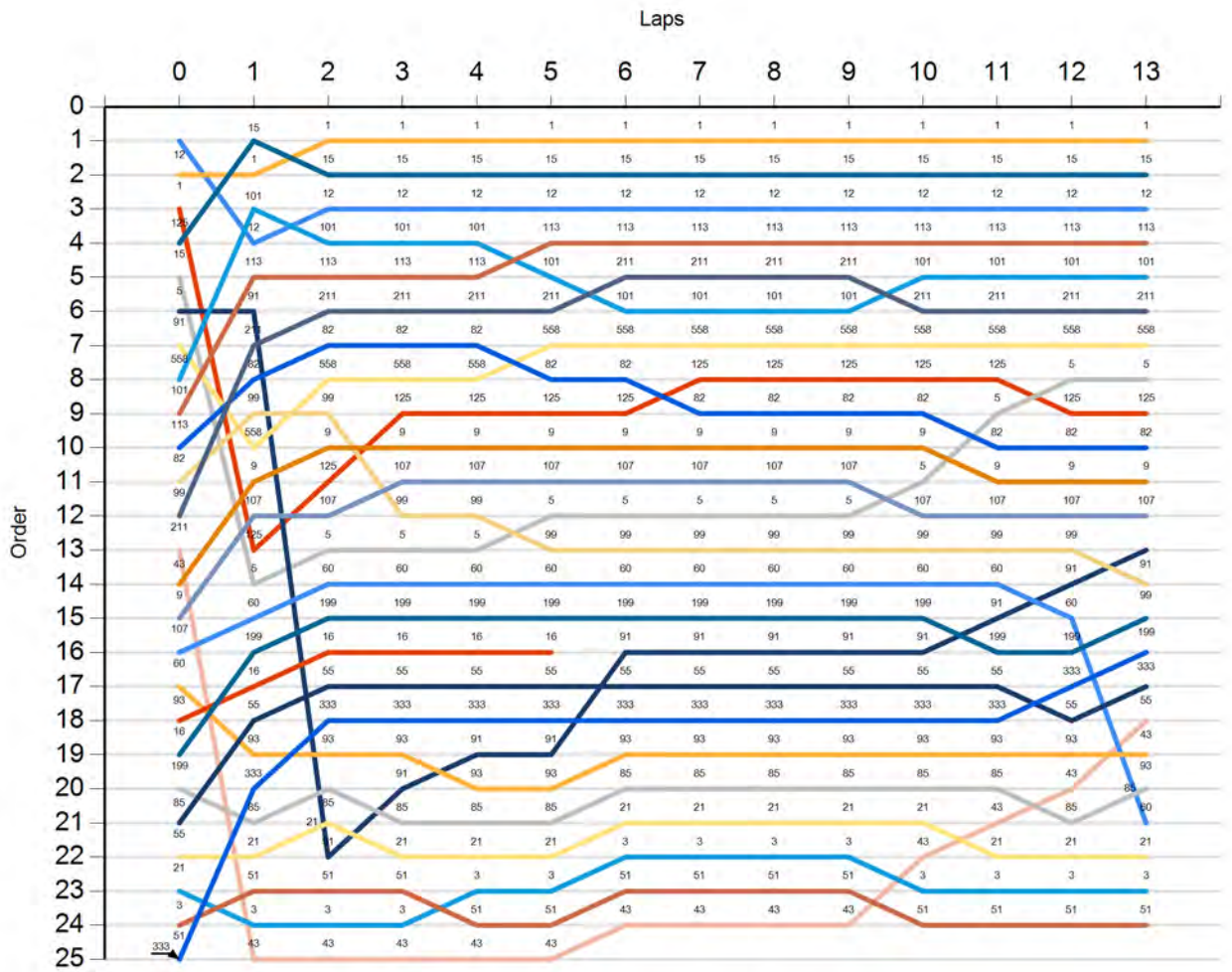


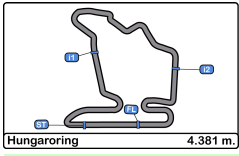
Hungaroring
Clio Cup Series
Race - 1
Graphic Lap Chart

CLIO CUP

SERIES

- 12
- 1
- 125
- 15
- 5
- 91
- 558
- 101
- 113
- 82
- 99
- 211
- 43
- 9
- 107
- 60
- 93
- 16
- 199
- 85
- 55
- 21
- 3
- 51
- 333





Hungaroring
Clio Cup Series
Race - 1
Pit Stop Analysis

CLIO CUP

SERIES

<u>Or</u> <u>d.</u>	<u>Nr.</u>	<u>In Day</u>	<u>Time</u>	<u>Driver</u>	<u>Nat</u>	<u>Cat</u>	<u>Team</u>	<u>Nat</u>	<u>Group</u>	<u>In Time</u>	<u>Stop N°</u>	<u>Pit Time</u>	<u>Handicap</u>	<u>Dif.</u>
------------------------	------------	---------------	-------------	---------------	------------	------------	-------------	------------	--------------	----------------	----------------	-----------------	-----------------	-------------

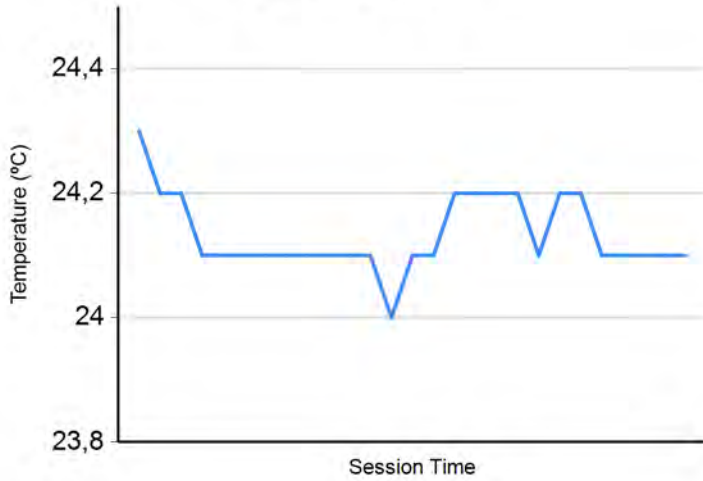




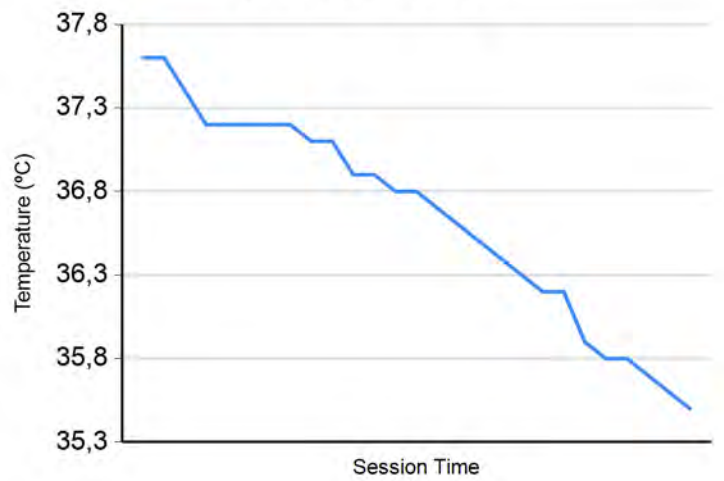
Hungaroring
Clio Cup Series
Race - 1
Weather Report

CLIO CUP SERIES

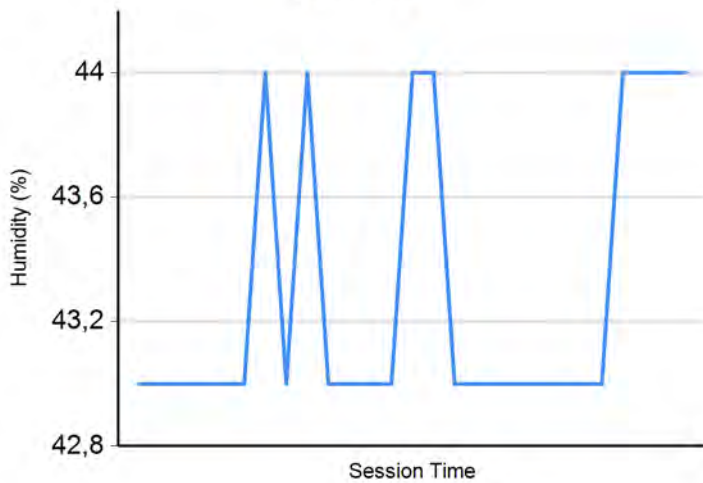
Air Temperature



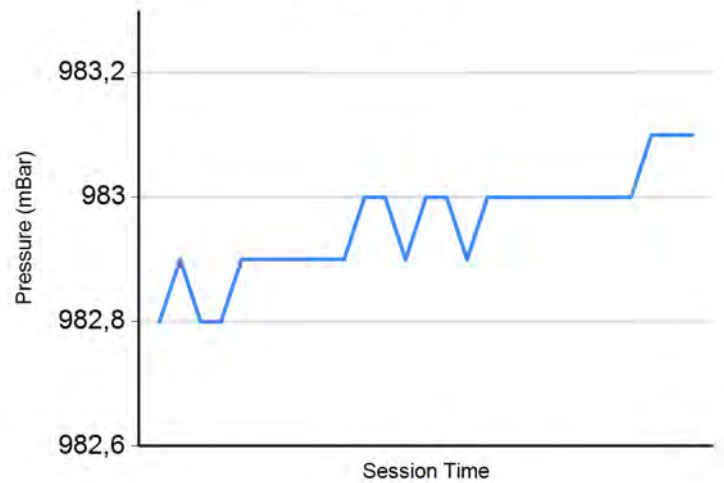
Track Temperature



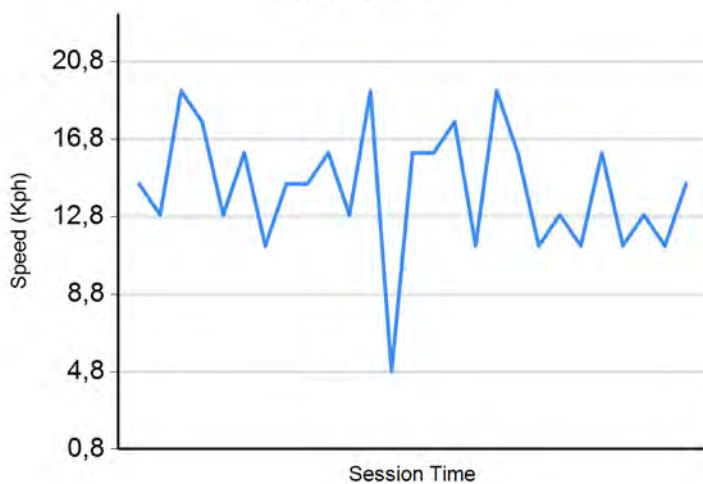
Humidity



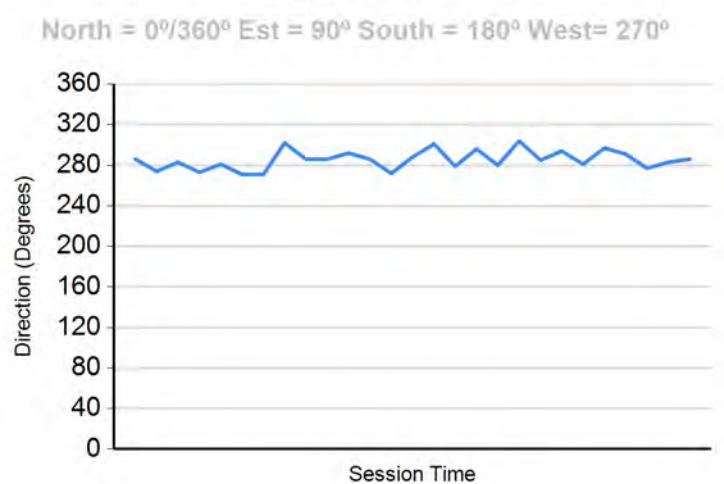
Pressure

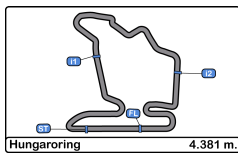


Wind Speed



Wind direction





Hungaroring
Clio Cup Series
Race - 1
Final Results

CLIO CUP

SERIES

Clas	Nº	Driver	Nat	Cat	Clas	Team	Nat	Group	Laps	Total Time	Gap	Interval	Km/h	Best	Time	Km/h
1	1	Anthony Jurado				Milan Competition		EUR & MID	13	28:43.364			118.9	12	2:05.677	125.4
2	15	David Pouget				GPA Racing		EUR & FRA	13	28:44.011	0.647	0.647	118.9	5	2:05.930	125.2
3	12	Gabriele Torelli				Rangoni Corse		EUR & MID	13	28:44.283	0.919	0.272	118.9	13	2:05.886	125.2
4	101	Tomas Pekar				Carpek Racing		EUR & MID	13	28:47.113	3.749	2.830	118.7	11	2:06.367	124.8
5	211	Nikola Miljkovic		CHA	1	Tempo Racing Team		EUR & MID	13	28:48.016	4.652	0.903	118.6	4	2:06.276	124.8
6	558	Pierre Bredeaux		CHA	2	Comte Racing Team		EUR	13	28:48.303	4.939	0.287	118.6	4	2:06.376	124.7
7	5	Nicolas Milan				Milan Competition		EUR & FRA	13	28:48.667	5.303	0.364	118.6	11	2:06.303	124.8
8	125	Jerzy Spinkiewicz				UNIQ Racing		EUR & ITA	13	28:49.034	5.670	0.367	118.5	5	2:06.378	124.7
9	82	Jacopo Guiseppe Cimenes		CHA	3	ESSECORSE		EUR & ITA	13	28:49.193	5.829	0.159	118.5	4	2:06.297	124.8
10	9	Andreas Stucki				Stucki Motorsport		MID	13	28:49.698	6.334	0.505	118.5	5	2:06.536	124.6
11	107	Cristian Ricciarini				ESSECORSE		EUR & ITA	13	28:50.247	6.883	0.549	118.4	5	2:06.689	124.4
12	91	Luca Franca		RAC	1	MC Motortechnica		EUR & ITA	13	28:50.653	7.289	0.406	118.4	13	2:06.038	125.1
13	99	Guillaume Maio		CHA	4	GM Sport		EUR & MID	13	28:51.858	8.494	1.205	118.3	4	2:06.738	124.4
14	199	Alejandro Schimpf		CHA	5	AST Competition		EUR & ESP	13	28:52.095	8.731	0.237	118.3	13	2:06.771	124.4
15	333	Gabor Tim		CHA	6	GM Sport		EUR & MID	13	28:53.015	9.651	0.920	118.3	5	2:06.800	124.3
16	55	René Steemetz		RAC	2	AST Competition		EUR & MID	13	28:54.849	11.485	1.834	118.1	5	2:06.752	124.4
17	93	Lantos Szabolcs		CHA	7	Carpek Racing		MID	13	28:55.724	12.360	0.875	118.1	11	2:06.975	124.2
18	85	Benjamin Cauvas		RAC	3	GPA Racing		EUR	13	28:57.230	13.866	1.506	118.0	11	2:07.300	123.8
19	60	Leonardo Arduini		CHA	8	MC Motortechnica		EUR & ITA	13	28:57.270	13.906	0.040	118.0	5	2:06.929	124.2
20	21	Stephan Polderman		RAC	4	AST Competition		EUR & MID	13	28:58.609	15.245	1.339	117.9	6	2:07.302	123.8
21	3	Daniel Nyffeler		CHA	9	Stucki Motorsport		MID	13	28:59.837	16.473	1.228	117.8	12	2:07.855	123.3
22	51	Henrik Seibel		CHA	10	Carpek Racing		MID	13	29:05.105	21.741	5.268	117.4	5	2:09.059	122.2
23	43 *	Damiano Puccetti		CHA	11	Rangoni Corse		EUR & MID	13	29:10.265	26.901	5.160	117.1	12	2:06.466	124.7
24	113 *	Adrian Schimpf		CHA	12	AST Competition		EUR & ESP	13	29:11.947	28.583	1.682	117.0	5	2:06.365	124.8

Not classified: (Requirements: 90% of number laps of leader = 12 Laps)

16	Lionel Viguier		RAC		T2CM		EUR & FRA		5	10:49.371	8 Laps	8 Laps	121.4	3	2:06.929	124.2
----	----------------	--	-----	--	------	--	-----------	--	---	-----------	--------	--------	-------	---	----------	-------

Fastest lap Anthony Jurado in 2:05.677 at 125.4 Km/h in lap 12

*** PENALTIES**

5 SEC PENALTY TO CAR 43 FOR DISRESPECTING TL

10 SEC PENALTY TO CAR 43 FOR DISRESPECTING TL

CAR #113 - DRIVE THROUGH PENALTY CONVERTED INTO A 25 SECONDS PENALTY TO ADD TO THE TOTAL RACE TIME - STEWARDS DECISION NUMBER 7

Published at:.....

Track Temp: **35.5 °C** Air Temp: **24.1 °C** Humidity: **44 %** Track Status: **DRY**

Stewards:

Timekeeper:

Luis Garcia
 JOB-1605-ESP/M





Hungaroring
Clio Cup Series
Qualifying - 2
Provisional Results

CLIO CUP SERIES

Clas	Nº	Driver	Nat	Cat	Clas	Team	Nat	Class	Clas	Laps	Best	Time	Gap	Interval	Km/h
1	15	David Pouget				GPA Racing		EUR & FRA	1	4	3	2:05.044			126.1
2	12	Gabriele Torelli				Rangoni Corse		EUR & MID	1	7	5	2:05.080	0.036	0.036	126.0
3	1	Anthony Jurado				Milan Competition		EUR & MID	2	6	4	2:05.468	0.424	0.388	125.7
4	558	Pierre Bredeaux		CHA	1	Comte Racing Team		EUR	1	8	5	2:05.477	0.433	0.009	125.6
5	91	Luca Franca		RAC	1	MC Motorcnica		EUR & ITA	1	8	3	2:05.511	0.467	0.034	125.6
6	5	Nicolas Milan				Milan Competition		EUR & FRA	2	8	6	2:05.513	0.469	0.002	125.6
7	101	Tomas Pekar				Carpek Racing		EUR & MID	3	7	4	2:05.567	0.523	0.054	125.6
8	125	Jerzy Spinkiewicz				UNIQ Racing		EUR & ITA	2	8	4	2:05.568	0.524	0.001	125.6
9	113	Adrian Schimpf		CHA	2	AST Competition		EUR & ESP	1	8	6	2:05.577	0.533	0.009	125.5
10	82	Jacopo Guiseppe Cimenos		CHA	3	ESSECORSE		EUR & ITA	3	9	4	2:05.776	0.732	0.199	125.3
11	333	Gabor Tim		CHA	4	GM Sport		EUR & MID	4	8	3	2:06.016	0.972	0.240	125.1
12	107	Cristian Ricciarini				ESSECORSE		EUR & ITA	4	9	4	2:06.028	0.984	0.012	125.1
13	199	Alejandro Schimpf		CHA	5	AST Competition		EUR & ESP	2	9	3	2:06.047	1.003	0.019	125.1
14	93	Lantos Szabolcs		CHA	6	Carpek Racing		MID	1	7	4	2:06.144	1.100	0.097	125.0
15	211	Nikola Miljkovic		CHA	7	Tempo Racing Team		EUR & MID	5	9	6	2:06.167	1.123	0.023	125.0
16	43	Damiano Puccetti		CHA	8	Rangoni Corse		EUR & MID	6	8	2	2:06.197	1.153	0.030	124.9
17	99	Guillaume Maio		CHA	9	GM Sport		EUR & MID	7	8	3	2:06.219	1.175	0.022	124.9
18	9	Andreas Stucki				Stucki Motorsport		MID	2	9	7	2:06.317	1.273	0.098	124.8
19	55	René Steemetz		RAC	2	AST Competition		EUR & MID	8	7	6	2:06.387	1.343	0.070	124.7
20	60	Leonardo Arduini		CHA	10	MC Motorcnica		EUR & ITA	5	8	6	2:06.481	1.437	0.094	124.6
21	16	Lionel Viguier		RAC	3	T2CM		EUR & FRA	3	8	4	2:06.545	1.501	0.064	124.6
22	85	Benjamin Cauvas		RAC	4	GPA Racing		EUR	2	8	4	2:07.252	2.208	0.707	123.9
23	21	Stephan Polderman		RAC	5	AST Competition		EUR & MID	9	8	6	2:07.313	2.269	0.061	123.8
24	51	Henrik Seibel		CHA	11	Carpek Racing		MID	3	9	5	2:07.461	2.417	0.148	123.7
25	3	Daniel Nyffeler		CHA	12	Stucki Motorsport		MID	4	9	4	2:07.880	2.836	0.419	123.3

*** PENALTIES**

CARS #12 - #55 - #60 - #82 - #85 - #91 - #93 - #99 - #101 - #107 - #125 - #199 - #211 - #333 SOME LAP TIMES DELETED DUE TRACK LIMITS

Published at:.....

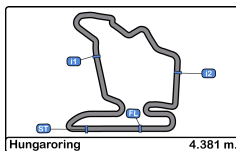
Track Temp: **41.5 °C** Air Temp: **23.6 °C** Humidity: **43 %** Track Status: **DRY**

Race Director:

Timekeeper:

Luis Garcia
 JOB-1605-ESP/M





Hungaroring
Clio Cup Series
Qualifying - 2

CLIO CUP

SERIES

Provisional Results by Category

Clas	Nº	Driver	Nat	Cat	Clas	Team	Nat	Group	Laps	Best	Time	Gap	Interval	Km/h
1	15	David Pouget				GPA Racing		EUR & FRA	4	3	2:05.044			126.1
2	12	Gabriele Torelli				Rangoni Corse		EUR & MID	7	5	2:05.080	0.036	0.036	126.0
3	1	Anthony Jurado				Milan Competition		EUR & MID	6	4	2:05.468	0.424	0.388	125.7
4	5	Nicolas Milan				Milan Competition		EUR & FRA	8	6	2:05.513	0.469	0.045	125.6
5	101	Tomas Pekar				Carpek Racing		EUR & MID	7	4	2:05.567	0.523	0.054	125.6
6	125	Jerzy Spinkiewicz				UNIQ Racing		EUR & ITA	8	4	2:05.568	0.524	0.001	125.6
7	107	Cristian Ricciarini				ESSECORSE		EUR & ITA	9	4	2:06.028	0.984	0.460	125.1
8	9	Andreas Stucki				Stucki Motorsport		MID	9	7	2:06.317	1.273	0.289	124.8

CHA

Clas	Nº	Driver	Nat	Cat	Clas	Team	Nat	Group	Laps	Best	Time	Gap	Interval	Km/h
1	558	Pierre Bredeaux		CHA	1	Comte Racing Team		EUR	8	5	2:05.477			125.6
2	113	Adrian Schimpf		CHA	2	AST Competition		EUR & ESP	8	6	2:05.577	0.100	0.100	125.5
3	82	Jacopo Guiseppe Cimenos		CHA	3	ESSECORSE		EUR & ITA	9	4	2:05.776	0.299	0.199	125.3
4	333	Gabor Tim		CHA	4	GM Sport		EUR & MID	8	3	2:06.016	0.539	0.240	125.1
5	199	Alejandro Schimpf		CHA	5	AST Competition		EUR & ESP	9	3	2:06.047	0.570	0.031	125.1
6	93	Lantos Szabolcs		CHA	6	Carpek Racing		MID	7	4	2:06.144	0.667	0.097	125.0
7	211	Nikola Mijjkovic		CHA	7	Tempo Racing Team		EUR & MID	9	6	2:06.167	0.690	0.023	125.0
8	43	Damiano Puccetti		CHA	8	Rangoni Corse		EUR & MID	8	2	2:06.197	0.720	0.030	124.9
9	99	Guillaume Maio		CHA	9	GM Sport		EUR & MID	8	3	2:06.219	0.742	0.022	124.9
10	60	Leonardo Arduini		CHA	10	MC Motortecnica		EUR & ITA	8	6	2:06.481	1.004	0.262	124.6
11	51	Henrik Seibel		CHA	11	Carpek Racing		MID	9	5	2:07.461	1.984	0.980	123.7
12	3	Daniel Nyffeler		CHA	12	Stucki Motorsport		MID	9	4	2:07.880	2.403	0.419	123.3

RAC

Clas	Nº	Driver	Nat	Cat	Clas	Team	Nat	Group	Laps	Best	Time	Gap	Interval	Km/h
1	91	Luca Franca		RAC	1	MC Motortecnica		EUR & ITA	8	3	2:05.511			125.6
2	55	René Steemetz		RAC	2	AST Competition		EUR & MID	7	6	2:06.387	0.876	0.876	124.7
3	16	Lionel Viguier		RAC	3	T2CM		EUR & FRA	8	4	2:06.545	1.034	0.158	124.6
4	85	Benjamin Cauvas		RAC	4	GPA Racing		EUR	8	4	2:07.252	1.741	0.707	123.9
5	21	Stephan Polderman		RAC	5	AST Competition		EUR & MID	8	6	2:07.313	1.802	0.061	123.8

* PENALTIES

CARS #12 - #55 - #60 - #82 - #85 - #91 - #93 - #99 - #101 - #107 - #125 - #199 - #211 - #333 SOME LAP TIMES DELETED DUE TRACK LIMITS

Published at:.....

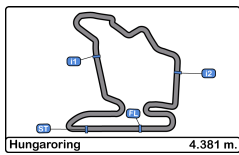
Track Temp: 41.5 °C Air Temp: 23.6 °C Humidity: 43 % Track Status: DRY

Race Director:

Timekeeper:

Luis Garcia
JOB-1605-ESP/M





Hungaroring
Clio Cup Series
Qualifying - 2
Lap Analysis

CLIO CUP
SERIES

1 Anthony Jurado EUR & MID **15** David Pouget EUR & FRA
 Milan Competition GPA Racing

Lap	D	Time	Sector 1	Sector 2	Sector 3	T. Spd	Elapsed	Lap	D	Time	Sector 1	Sector 2	Sector 3	T. Spd	Elapsed
1		10:30:09.578	10:28:01.561	1:20.206	47.811		10:30:09.578	1		10:28:23.860	10:26:48.828	57.214	37.818		10:28:23.860
2		2:18.013	52.023	49.029	36.961	180.9	10:32:27.591	2		2:05.658	45.514	45.399	34.745	182.4	10:30:29.518
3		2:05.788	45.683	45.195	34.910	181.2	10:34:33.379	3		2:05.044	45.039	45.118	34.887	181.2	10:32:34.562
4		2:05.468	45.238	45.340	34.890	181.5	10:36:38.847	4		2:25.742 P	46.417	52.621	46.704	183.9	10:35:00.304
5		2:19.490	45.233	53.212	41.045	181.8	10:38:58.337								
6		2:47.270 P	1:01.229	55.374	50.667	180.9	10:41:45.607								

3 Daniel Nyffeler MID **16** Lionel Viguiere EUR & FRA
 CHA Stucki Motorsport RAC T2CM

Lap	D	Time	Sector 1	Sector 2	Sector 3	T. Spd	Elapsed	Lap	D	Time	Sector 1	Sector 2	Sector 3	T. Spd	Elapsed
1		10:28:01.183	10:26:31.949	53.116	36.118		10:28:01.183	1		10:28:27.028	10:26:50.333	58.033	38.662		10:28:27.028
2		2:13.657	46.294	46.761	40.602	180.3	10:30:14.840	2		2:09.119	47.122	46.720	35.277	178.8	10:30:36.147
3		2:24.948	50.544	51.864	42.540	176.1	10:32:39.788	3		2:06.991	45.736	46.183	35.072	179.7	10:32:43.138
4		2:07.880	45.716	46.762	35.402	180.6	10:34:47.668	4		2:06.545	45.431	45.939	35.175	180.3	10:34:49.683
5		2:08.015	45.823	46.842	35.350	179.1	10:36:55.683	5		2:17.976 P	45.669	46.179	46.128	180.6	10:37:07.659
6		2:09.278	45.728	46.457	37.093	178.5	10:39:04.961	6		4:31.812	3:07.515	48.471	35.826		10:41:39.471
7		2:08.536	46.213	46.892	35.431	178.5	10:41:13.497	7		2:06.555	45.649	45.950	34.956	182.7	10:43:46.026
8		2:08.854	45.969	47.184	35.701	178.2	10:43:22.351	8		2:06.842	45.562	46.201	35.079	181.5	10:45:52.868
9		2:08.047	46.040	46.642	35.365	178.8	10:45:30.398								

5 Nicolas Milan EUR & FRA **21** Stephan Polderman EUR & MID
 Milan Competition RAC AST Competition

Lap	D	Time	Sector 1	Sector 2	Sector 3	T. Spd	Elapsed	Lap	D	Time	Sector 1	Sector 2	Sector 3	T. Spd	Elapsed
1		10:30:11.188	10:28:01.050	1:20.311	49.827		10:30:11.188	1		10:28:27.987	10:26:55.377	54.058	38.552		10:28:27.987
2		2:15.565	50.193	48.923	36.449	177.3	10:32:26.753	2		2:09.214	46.956	46.999	35.259	181.5	10:30:37.201
3		2:05.641	45.483	45.491	34.667	180.0	10:34:32.394	3		2:07.898	45.908	46.385	35.605	180.9	10:32:45.099
4		2:05.545	45.184	45.486	34.875	183.6	10:36:37.939	4		2:10.027	45.920	48.290	35.817	180.3	10:34:55.126
5		2:07.862	45.415	45.477	36.970	181.2	10:38:45.801	5		2:07.613	45.614	46.085	35.914	180.9	10:37:02.739
6		2:05.513	45.116	45.579	34.818	181.5	10:40:51.314	6		2:07.313	45.626	46.164	35.523	180.3	10:39:10.052
7		2:21.063	45.341	55.208	40.514	180.3	10:43:12.377	7		2:30.234	49.249	1:01.042	39.943	179.1	10:41:40.286
8		2:05.833	45.303	45.619	34.911	181.2	10:45:18.210	8		2:25.305 P	46.013	47.627	51.665	182.1	10:44:05.591

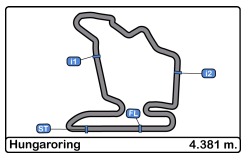
9 Andreas Stucki MID **43** Damiano Puccetti EUR & MID
 Stucki Motorsport CHA Rangoni Corse

Lap	D	Time	Sector 1	Sector 2	Sector 3	T. Spd	Elapsed	Lap	D	Time	Sector 1	Sector 2	Sector 3	T. Spd	Elapsed
1		10:28:00.464	10:26:31.177	53.045	36.242		10:28:00.464	1		10:28:21.283	10:26:46.633	57.189	37.461		10:28:21.283
2		2:13.292	46.003	46.107	41.182	180.3	10:30:13.756	2		2:06.197	45.501	45.583	35.113	182.4	10:30:27.480
3		2:25.144	50.925	51.163	43.056	180.6	10:32:38.900	3		2:06.501	45.408	46.058	35.035	179.7	10:32:33.981
4		2:06.616	45.385	45.997	35.234	182.1	10:34:45.516	4		2:18.216 P	47.439	46.259	44.518	182.7	10:34:52.197
5		2:06.443	45.561	45.830	35.052	179.4	10:36:51.959	5		4:48.939	3:22.099	50.216	36.624		10:39:41.136
6		2:08.682	45.430	47.784	35.468	179.4	10:39:00.641	6		2:06.575	45.625	45.828	35.122	178.2	10:41:47.711
7		2:06.317	45.397	45.903	35.017	181.2	10:41:06.958	7		2:06.888	45.530	45.824	35.534	178.5	10:43:54.599
8		2:09.470	45.696	47.219	36.555	180.0	10:43:16.428	8		2:06.492	45.459	45.828	35.205	179.1	10:46:01.091
9		2:06.717	45.562	46.078	35.077	181.8	10:45:23.145								

12 Gabriele Torelli EUR & MID **51** Henrik Seibel MID
 Rangoni Corse CHA Carpek Racing

Lap	D	Time	Sector 1	Sector 2	Sector 3	T. Spd	Elapsed	Lap	D	Time	Sector 1	Sector 2	Sector 3	T. Spd	Elapsed
1		10:28:20.915	10:26:46.134	57.253	37.528		10:28:20.915	1		10:28:05.334	10:26:34.116	53.400	37.818		10:28:05.334
2		2:05.088	45.324	45.181	34.583	180.6	10:30:26.003	2		2:08.964	46.209	46.010	36.745	181.2	10:30:14.298
3		2:10.060 P	45.115	45.252	39.693	180.6	10:32:36.063	3		2:08.398	46.633	46.213	35.552	180.6	10:32:22.696
4		4:35.162	2:39.688	1:02.011	53.463		10:37:11.225	4		2:07.665	46.259	45.791	35.615	177.0	10:34:30.361
5		2:05.080	45.124	45.243	34.713	180.3	10:39:16.305	5		2:07.461	46.082	45.954	35.425	176.7	10:36:37.822
6		2:05.377	45.221	45.304	34.852	181.2	10:41:21.682	6		2:14.134	45.943	52.235	35.956	172.2	10:38:51.956
7		2:10.864 P	45.189	45.537	40.138	180.6	10:43:32.546	7		2:08.525	46.235	46.259	36.031	177.0	10:41:00.481
								8		2:09.156	46.186	47.279	35.691	178.5	10:43:09.637
								9		2:09.493	46.198	46.390	36.905	178.5	10:45:19.130





Hungaroring
Clio Cup Series
Qualifying - 2
Lap Analysis

CLIO CUP

SERIES

55

René Steemetz

EUR & MID **91**

Luca Franca

EUR & ITA

RAC

AST Competition

RAC

MC Motortecnica

Lap D	Time	Sector 1	Sector 2	Sector 3	T. Spd	Elapsed	Lap D	Time	Sector 1	Sector 2	Sector 3	T. Spd	Elapsed
1	10:28:05.989	10:26:35.265	52.979	37.745		10:28:05.989	1	10:30:10.322	10:28:03.351	1:19.975	46.996		10:30:10.322
2	2:09.364	46.298	46.503	36.563	183.0	10:30:15.353	2	2:06.660	45.513	45.188	34.859	183.0	10:32:15.882
3	2:13.837	47.629	49.232	36.976	184.3	10:32:29.190	3	2:05.511	45.345	45.374	34.792	181.5	10:34:21.393
4	2:06.987	45.639	46.068	35.280	183.9	10:34:36.177	4	2:05.242	45.267	45.095	34.850	177.9	10:36:26.605
5	2:12.032	45.509	47.561	38.962	179.4	10:36:48.209	5	2:13.198	51.373	46.644	35.181	143.8	10:38:39.803
6	2:06.387	45.278	46.008	35.101	184.6	10:38:54.596	6	2:06.388	45.287	45.192	34.909	179.1	10:40:45.191
7	2:27.553 P	53.194	49.533	44.826	179.1	10:41:22.149	7	2:14.800	49.496	50.206	35.098	127.6	10:42:59.991
							8	2:09.973	45.068	47.327	37.578	182.7	10:45:09.964

60

Leonardo Arduini

EUR & ITA

93

Lantos Szabolcs

MID

CHA

MC Motortecnica

CHA

Carpek Racing

Lap D	Time	Sector 1	Sector 2	Sector 3	T. Spd	Elapsed	Lap D	Time	Sector 1	Sector 2	Sector 3	T. Spd	Elapsed
1	10:30:00.992	10:27:38.345	1:34.296	48.351		10:30:00.992	1	10:28:03.544	10:26:32.938	52.854	37.752		10:28:03.544
2	2:07.946	46.643	46.006	35.297	176.7	10:32:08.938	2	2:15.189	47.027	46.021	42.141	179.1	10:30:18.733
3	2:14.459	53.826	45.729	34.904	177.0	10:34:23.397	3	2:14.775	50.464	49.040	35.271	177.6	10:32:33.508
4	2:07.058	46.227	45.615	35.216	180.9	10:36:30.455	4	2:06.144	45.469	45.671	35.004	181.2	10:34:39.652
5	2:09.936	48.147	46.475	35.314	179.1	10:38:40.391	5	2:08.089	45.631	45.844	36.614	180.0	10:36:47.741
6	2:06.481	45.602	45.788	35.091	180.3	10:40:46.872	6	2:06.417	45.405	45.738	35.274	180.9	10:38:54.158
7	2:06.768	45.545	45.923	35.300	181.5	10:42:53.640	7	2:41.827 P	58.501	53.742	49.584	158.8	10:41:35.985
8	2:23.385	45.743	52.271	45.371	180.3	10:45:17.025							

82

Jacopo Guiseppe Cimenes

EUR & ITA

99

Guillaume Maio

EUR & MID

CHA

ESSECORSE

CHA

GM Sport

Lap D	Time	Sector 1	Sector 2	Sector 3	T. Spd	Elapsed	Lap D	Time	Sector 1	Sector 2	Sector 3	T. Spd	Elapsed
1	10:27:57.200	10:26:28.919	51.649	36.632		10:27:57.200	1	10:30:12.181	10:28:02.757	1:21.260	48.164		10:30:12.181
2	2:14.535	45.948	45.827	42.760	179.4	10:30:11.735	2	2:18.589	53.696	49.827	35.066	179.1	10:32:30.770
3	2:06.358	45.693	45.720	34.945	181.2	10:32:18.093	3	2:06.219	45.721	45.335	35.163	179.7	10:34:36.989
4	2:05.776	45.379	45.508	34.889	180.9	10:34:23.869	4	2:06.078	45.427	45.542	35.109	180.9	10:36:43.067
5	2:11.903 P	45.973	45.954	39.976	182.1	10:36:35.772	5	2:12.528	45.657	48.432	38.439	179.1	10:38:55.595
6	4:10.429	2:05.312	1:14.418	50.699		10:40:46.201	6	2:06.719	45.389	45.628	35.702	182.4	10:41:02.314
7	2:06.067	45.474	45.666	34.927	182.4	10:42:52.268	7	2:06.666	45.613	45.662	35.391	179.7	10:43:08.980
8	2:06.479	45.497	45.737	35.245	179.7	10:44:58.747	8	2:06.598	45.703	45.516	35.379	177.6	10:45:15.578
9	2:44.655	45.984	48.162	37.509	178.5	10:47:10.402							

85

Benjamin Cauvas

EUR

101

Tomas Pekar

EUR & MID

RAC

GPA Racing

Carpek Racing

Lap D	Time	Sector 1	Sector 2	Sector 3	T. Spd	Elapsed	Lap D	Time	Sector 1	Sector 2	Sector 3	T. Spd	Elapsed
1	10:28:27.754	10:26:50.807	58.141	38.806		10:28:27.754	1	10:28:04.827	10:26:33.840	53.409	37.578		10:28:04.827
2	2:11.192	47.945	47.795	35.452	178.5	10:30:38.946	2	2:14.293	45.481	45.661	43.151	182.4	10:30:19.120
3	2:07.536	45.838	46.618	35.080	180.3	10:32:46.482	3	2:13.999	49.714	48.921	35.364	184.9	10:32:33.119
4	2:07.252	45.341	46.703	35.208	181.2	10:34:53.734	4	2:05.567	45.153	45.360	35.054	181.5	10:34:38.686
5	2:07.274	45.537	45.927	35.810	180.0	10:37:01.008	5	2:08.552	45.221	45.687	37.644	181.2	10:36:47.238
6	2:17.272 P	45.662	46.294	45.316	179.4	10:39:18.280	6	2:05.869	45.338	45.649	34.882	180.6	10:38:53.107
7	3:42.574	2:06.825	1:00.376	35.373		10:43:00.854	7	2:41.507 P	1:00.303	53.568	47.636	152.7	10:41:34.614
8	2:07.976	45.450	46.366	35.260	181.5	10:45:07.930							

107

Cristian Ricciarini

EUR & ITA

ESSECORSE

Lap D	Time	Sector 1	Sector 2	Sector 3	T. Spd	Elapsed
1	10:27:58.119	10:26:30.522	51.512	36.085		10:27:58.119
2	2:13.863	45.875	45.794	42.194	182.1	10:30:11.982
3	2:16.828	50.338	49.389	37.101	182.7	10:32:28.810
4	2:06.028	45.604	45.439	34.985	181.5	10:34:34.838
5	2:14.258 P	45.917	45.974	42.367	180.9	10:36:49.096
6	3:56.390	2:23.922	53.457	39.011		10:40:45.486
7	2:09.021	47.690	46.379	34.952	180.6	10:42:54.507
8	2:06.649	45.601	45.760	35.249	181.2	10:45:01.117
9	2:07.729	46.107	46.109	35.513	180.3	10:47:08.846





Hungaroring
Clio Cup Series
Qualifying - 2
Lap Analysis

CLIO CUP

SERIES

113 Adrian Schimpf EUR & ESP **333** Gabor Tim EUR & MID
 CHA AST Competition CHA GM Sport

Lap D	Time	Sector 1	Sector 2	Sector 3	T. Spd	Elapsed	Lap D	Time	Sector 1	Sector 2	Sector 3	T. Spd	Elapsed
1	10:28:25.122	10:26:53.714	53.400	38.008		10:28:25.122	1	10:30:08.109	10:28:02.106	1:20.678	45.325		10:30:08.109
2	2:06.514	45.852	45.779	34.883	181.2	10:30:31.636	2	2:08.566	46.392	47.321	34.853	177.6	10:32:16.675
3	2:05.778	45.215	45.730	34.833	181.5	10:32:37.414	3	2:06.016	45.628	45.519	34.869	180.3	10:34:22.691
4	2:06.058	45.225	45.854	34.979	182.1	10:34:43.472	4	2:16.388 P	48.829	47.535	40.024	178.2	10:36:39.079
5	2:05.947	45.301	45.754	34.892	180.0	10:36:49.419	5	4:03.574	2:38.063	50.017	35.494		10:40:42.653
6	2:05.577	45.317	45.496	34.764	182.1	10:38:54.996	6	2:06.283	45.628	45.534	35.121	177.9	10:42:48.936
7	2:10.048	47.118	47.723	35.207	183.3	10:41:05.044	7	2:10.522	45.784	48.682	36.056	177.3	10:44:59.458
8	2:41.627 P	45.460	1:16.160	40.007	181.2	10:43:46.671	8	2:42.284	45.837	49.555	36.892	181.2	10:47:11.742

125 Jerzy Spinkiewicz EUR & ITA **558** Pierre Bredeaux EUR
 UNIQ Racing CHA Comte Racing Team

Lap D	Time	Sector 1	Sector 2	Sector 3	T. Spd	Elapsed	Lap D	Time	Sector 1	Sector 2	Sector 3	T. Spd	Elapsed
1	10:30:11.575	10:27:35.315	1:34.664	1:01.596		10:30:11.575	1	10:28:24.659	10:26:49.973	56.517	38.169		10:28:24.659
2	2:16.543	50.130	49.295	37.118	180.6	10:32:28.118	2	2:05.628	45.613	45.422	34.593	182.7	10:30:30.287
3	2:05.730	45.650	45.130	34.950	182.7	10:34:33.848	3	2:05.807	45.150	45.277	35.380	182.1	10:32:36.094
4	2:05.568	45.312	45.274	34.982	182.7	10:36:39.416	4	2:16.133	45.463	52.458	38.212	182.1	10:34:52.227
5	2:16.424 P	45.327	47.849	42.245	182.1	10:38:54.837	5	2:05.477	45.381	45.327	34.769	181.2	10:36:57.704
6	2:44.259	1:23.127	45.912	35.220		10:41:39.096	6	2:11.030 P	45.428	45.734	39.868	180.9	10:39:08.734
7	2:06.422	45.478	45.741	35.203	179.7	10:43:45.518	7	3:50.294	2:15.318	59.848	35.128		10:42:59.028
8	2:06.960	45.704	46.055	35.201	178.8	10:45:52.478	8	2:10.966 P	45.302	45.627	40.037	181.5	10:45:09.994

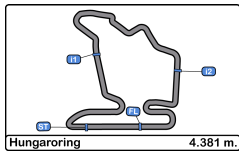
199 Alejandro Schimpf EUR & ESP
 CHA AST Competition

Lap D	Time	Sector 1	Sector 2	Sector 3	T. Spd	Elapsed
1	10:28:25.525	10:26:54.183	53.313	38.029		10:28:25.525
2	2:06.579	45.866	45.857	34.856	183.6	10:30:32.104
3	2:06.047	45.428	45.689	34.930	183.3	10:32:38.151
4	2:08.145	45.591	46.267	36.287	182.7	10:34:46.296
5	2:06.273	45.396	45.822	35.055	181.8	10:36:52.569
6	2:06.974	45.379	46.127	35.465	182.1	10:38:59.540
7	2:09.317	45.921	47.481	35.915	181.5	10:41:08.857
8	2:06.876	45.505	46.183	35.188	181.2	10:43:15.733
9	2:17.141 P	48.918	47.296	40.927	178.8	10:45:32.874

211 Nikola Miljkovic EUR & MID
 CHA Tempo Racing Team

Lap D	Time	Sector 1	Sector 2	Sector 3	T. Spd	Elapsed
1	10:27:54.625	10:26:27.744	51.447	35.434		10:27:54.625
2	2:13.803	45.770	45.881	42.152	178.5	10:30:08.428
3	2:06.677	45.739	45.514	35.424	181.8	10:32:15.105
4	2:16.912	46.716	53.518	36.678	164.3	10:34:32.017
5	2:06.472	45.859	45.762	34.851	179.7	10:36:38.489
6	2:06.167	45.418	45.664	35.085	180.6	10:38:44.656
7	2:07.248	45.522	46.116	35.580	178.5	10:40:51.874
8	2:06.158	45.424	45.704	35.030	181.2	10:42:58.032
9	2:07.922	45.541	45.667	36.714	179.4	10:45:05.954





Hungaroring
Clio Cup Series
Qualifying - 2

CLIO CUP
SERIES

Best Sectors Results

Sector - 1				Sector - 2				Sector - 3				Ideal Lap vs Best Lap			
Clas	Nº	Driver	Time	Nº	Driver	Time	Nº	Driver	Time	Clas	Nº	Driver	Ideal Lap	Best Lap	Clas
1	15	David Pouget	45.039	91	Luca Franca	45.095	12	Gabriele Torelli	34.583	1	12	Gabriele Torelli	2:04.879	2:05.080	2
2	91	Luca Franca	45.068	15	David Pouget	45.118	558	Pierre Bredeaux	34.593	2	15	David Pouget	2:04.902	2:05.044	1
3	12	Gabriele Torelli	45.115	125	Jerzy Spinkiewicz	45.130	5	Nicolas Milan	34.667	3	91	Luca Franca	2:04.955	2:05.511	5
4	5	Nicolas Milan	45.116	12	Gabriele Torelli	45.181	15	David Pouget	34.745	4	558	Pierre Bredeaux	2:05.020	2:05.477	4
5	55	Pierre Bredeaux	45.150	1	Anthony Jurado	45.195	113	Adrian Schimpf	34.764	5	5	Nicolas Milan	2:05.260	2:05.513	6
6	10	Tomas Pekar	45.153	558	Pierre Bredeaux	45.277	91	Luca Franca	34.792	6	1	Anthony Jurado	2:05.318	2:05.468	3
7	11	Adrian Schimpf	45.215	99	Guillaume Maio	45.335	211	Nikola Miljkovic	34.851	7	125	Jerzy Spinkiewicz	2:05.392	2:05.568	8
8	1	Anthony Jurado	45.233	101	Tomas Pekar	45.360	333	Gabor Tim	34.853	8	101	Tomas Pekar	2:05.395	2:05.567	7
9	55	René Steemetz	45.278	107	Cristian Ricciarini	45.439	199	Alejandro Schimpf	34.856	9	113	Adrian Schimpf	2:05.475	2:05.577	9
10	12	Jerzy Spinkiewicz	45.312	5	Nicolas Milan	45.477	101	Tomas Pekar	34.882	10	82	Jacopo Guiseppe Cimenès	2:05.776	2:05.776	10
11	85	Benjamin Cauvas	45.341	113	Adrian Schimpf	45.496	82	Jacopo Guiseppe Cimenès	34.889	11	211	Nikola Miljkovic	2:05.783	2:06.167	15
12	82	Jacopo Guiseppe Cimenès	45.379	82	Jacopo Guiseppe Cimenès	45.508	1	Anthony Jurado	34.890	12	99	Guillaume Maio	2:05.790	2:06.219	17
13	19	Alejandro Schimpf	45.379	211	Nikola Miljkovic	45.514	60	Leonardo Arduini	34.904	13	199	Alejandro Schimpf	2:05.924	2:06.047	13
14	9	Andreas Stucki	45.385	333	Gabor Tim	45.519	125	Jerzy Spinkiewicz	34.950	14	107	Cristian Ricciarini	2:05.992	2:06.028	12
15	99	Guillaume Maio	45.389	43	Damiano Puccetti	45.583	107	Cristian Ricciarini	34.952	15	333	Gabor Tim	2:06.000	2:06.016	11
16	93	Lantos Szabolcs	45.405	60	Leonardo Arduini	45.615	16	Lionel Viguier	34.956	16	43	Damiano Puccetti	2:06.026	2:06.197	16
17	43	Damiano Puccetti	45.408	93	Lantos Szabolcs	45.671	93	Lantos Szabolcs	35.004	17	60	Leonardo Arduini	2:06.064	2:06.481	20
18	21	Nikola Miljkovic	45.418	199	Alejandro Schimpf	45.689	9	Andreas Stucki	35.017	18	93	Lantos Szabolcs	2:06.080	2:06.144	14
19	16	Lionel Viguier	45.431	51	Henrik Seibel	45.791	43	Damiano Puccetti	35.035	19	9	Andreas Stucki	2:06.232	2:06.317	18
20	60	Leonardo Arduini	45.545	9	Andreas Stucki	45.830	99	Guillaume Maio	35.066	20	16	Lionel Viguier	2:06.326	2:06.545	21
21	10	Cristian Ricciarini	45.601	85	Benjamin Cauvas	45.927	85	Benjamin Cauvas	35.080	21	85	Benjamin Cauvas	2:06.348	2:07.252	22
22	21	Stephan Polderman	45.614	16	Lionel Viguier	45.939	55	René Steemetz	35.101	22	55	René Steemetz	2:06.387	2:06.387	19
23	33	Gabor Tim	45.628	55	René Steemetz	46.008	21	Stephan Polderman	35.259	23	21	Stephan Polderman	2:06.958	2:07.313	23
24	3	Daniel Nyffeler	45.716	21	Stephan Polderman	46.085	3	Daniel Nyffeler	35.350	24	51	Henrik Seibel	2:07.159	2:07.461	24
25	51	Henrik Seibel	45.943	3	Daniel Nyffeler	46.457	51	Henrik Seibel	35.425	25	3	Daniel Nyffeler	2:07.523	2:07.880	25





Hungaroring
Clio Cup Series
Qualifying - 2
Best 5 Lap Times

CLIO CUP

SERIES

Cls	N°	Driver	Nat	Cat	Cls	Team	Nat	Group	Best 1		Best 2		Best 3		Best 4		Best 5	
									Time	Lap	Time	Lap	Time	Lap	Time	Lap	Time	Lap
1	15	David Pouget				GPA Racing		EUR & FRA	2:05.044	3	2:05.658	2	2:25.742	4				
2	12	Gabriele Torelli				Rangoni Corse		EUR & MID	2:05.080	5	2:05.088	2	2:05.377	6	2:10.060	3	2:10.864	7
3	1	Anthony Jurado				Milan Competition		EUR & MID	2:05.468	4	2:05.788	3	2:18.013	2	2:19.490	5	2:47.270	6
4	558	Pierre Bredeaux		CHA	1	Comte Racing Team		EUR	2:05.477	5	2:05.628	2	2:05.807	3	2:10.966	8	2:11.030	6
5	91	Luca Franca		RAC	1	MC Motortecnica		EUR & ITA	2:05.511	3	2:13.198	5	2:14.800	7				
6	5	Nicolas Milan				Milan Competition		EUR & FRA	2:05.513	6	2:05.545	4	2:05.641	3	2:05.833	8	2:07.862	5
7	101	Tomas Pekar				Carpek Racing		EUR & MID	2:05.567	4	2:05.869	6	2:08.552	5	2:13.999	3	2:41.507	7
8	125	Jerzy Spinkiewicz				UNIQ Racing		EUR & ITA	2:05.568	4	2:06.422	7	2:06.960	8	2:16.543	2	2:44.259	6
9	113	Adrian Schimpf		CHA	2	AST Competition		EUR & ESP	2:05.577	6	2:05.778	3	2:05.947	5	2:06.058	4	2:06.514	2
10	82	Jacopo Guisepe		CHA	3	ESSECORSE		EUR & ITA	2:05.776	4	2:06.067	7	2:06.358	3	2:06.479	8	2:11.903	5
11	333	Gabor Tim		CHA	4	GM Sport		EUR & MID	2:06.016	3	2:06.283	6	2:08.566	2	2:10.522	7	2:16.388	4
12	107	Cristian Ricciarini				ESSECORSE		EUR & ITA	2:06.028	4	2:07.729	9	2:09.021	7	2:13.863	2	2:14.258	5
13	199	Alejandro Schimpf		CHA	5	AST Competition		EUR & ESP	2:06.047	3	2:06.876	8	2:08.145	4	2:09.317	7	2:17.141	9
14	93	Lantos Szabolcs		CHA	6	Carpek Racing		MID	2:06.144	4	2:06.417	6	2:14.775	3	2:15.189	2	2:41.827	7
15	211	Nikola Miljkovic		CHA	7	Tempo Racing Team		EUR & MID	2:06.167	6	2:06.472	5	2:06.677	3	2:07.922	9	2:13.803	2
16	43	Damiano Puccetti		CHA	8	Rangoni Corse		EUR & MID	2:06.197	2	2:06.492	8	2:06.501	3	2:06.575	6	2:06.888	7
17	99	Guillaume Maio		CHA	9	GM Sport		EUR & MID	2:06.219	3	2:06.598	8	2:06.666	7	2:06.719	6	2:12.528	5
18	9	Andreas Stucki				Stucki Motorsport		MID	2:06.317	7	2:06.443	5	2:06.717	9	2:08.682	6	2:09.470	8
19	55	René Steemetz		RAC	2	AST Competition		EUR & MID	2:06.387	6	2:06.987	4	2:12.032	5	2:13.837	3	2:27.553	7
20	60	Leonardo Arduini		CHA	10	MC Motortecnica		EUR & ITA	2:06.481	6	2:06.768	7	2:07.058	4	2:07.946	2	2:09.936	5
21	16	Lionel Viguier		RAC	3	T2CM		EUR & FRA	2:06.545	4	2:06.555	7	2:06.842	8	2:06.991	3	2:09.119	2
22	85	Benjamin Cauvas		RAC	4	GPA Racing		EUR	2:07.252	4	2:07.274	5	2:07.536	3	2:11.192	2	2:17.272	6
23	21	Stephan Polderman		RAC	5	AST Competition		EUR & MID	2:07.313	6	2:07.613	5	2:07.898	3	2:09.214	2	2:10.027	4
24	51	Henrik Seibel		CHA	11	Carpek Racing		MID	2:07.461	5	2:07.665	4	2:08.398	3	2:08.525	7	2:08.964	2
25	3	Daniel Nyffeler		CHA	12	Stucki Motorsport		MID	2:07.880	4	2:08.015	5	2:08.047	9	2:08.536	7	2:08.854	8





Hungaroring
Clio Cup Series
Qualifying - 2
Best 5 Top Speeds

CLIO CUP

SERIES

Clas	Nº	Driver	Nat	Cat	Cls	Team	Nat	Group	Top 1		Top 2		Top 3		Top 4		Top 5		Avg
									Km/h	Lap	Km/h	Lap	Km/h	Lap	Km/h	Lap	Km/h	Lap	
1	101	Tomas Pekar	CZE			Carpek Racing	CZE	EUR & MID	184.9	3	182.4	2	181.5	4	181.2	5	180.6	6	182.1
2	55	René Steemetz	NLD	RAC	1	AST Competition	ESP	EUR & MID	184.6	6	184.3	3	183.9	4	183.0	2	179.4	5	183.0
3	15	David Pouget	FRA			GPA Racing	FRA	EUR & FRA	183.9	4	182.4	2	181.2	3					182.5
4	5	Nicolas Milan	FRA			Milan Competition	FRA	EUR & FRA	183.6	4	181.5	6	181.2	5	181.2	8	180.3	7	181.5
5	199	Alejandro Schimpf	ESP	CHA	1	AST Competition	ESP	EUR & ESP	183.6	2	183.3	3	182.7	4	182.1	6	181.8	5	182.7
6	113	Adrian Schimpf	ESP	CHA	2	AST Competition	ESP	EUR & ESP	183.3	7	182.1	4	182.1	6	181.5	3	181.2	2	182.0
7	91	Luca Franca	ITA	RAC	2	MC Motortecnica	ITA	EUR & ITA	183.0	2	182.7	8	181.5	3	179.1	6	177.9	4	180.8
8	16	Lionel Viguier	FRA	RAC	3	T2CM	FRA	EUR & FRA	182.7	7	181.5	8	180.6	5	180.3	4	179.7	3	180.9
9	43	Damiano Puccetti	ITA	CHA	3	Rangoni Corse	ITA	EUR & MID	182.7	4	182.4	2	179.7	3	179.1	8	178.5	7	180.4
10	107	Cristian Ricciarini	ITA			ESSECORSE	ITA	EUR & ITA	182.7	3	182.1	2	181.5	4	181.2	8	180.9	5	181.6
11	125	Jerzy Spinkiewicz	POL			UNIQ Racing	POL	EUR & ITA	182.7	3	182.7	4	182.1	5	180.6	2	179.7	7	181.5
12	558	Pierre Bredeaux	FRA	CHA	4	Comte Racing Team	FRA	EUR	182.7	2	182.1	3	182.1	4	181.5	8	181.2	5	181.9
13	82	Jacopo Guisepe	ITA	CHA	5	ESSECORSE	ITA	EUR & ITA	182.4	7	182.1	5	181.2	3	180.9	4	179.7	8	181.2
14	99	Guillaume Maio	FRA	CHA	6	GM Sport	FRA	EUR & MID	182.4	6	180.9	4	179.7	3	179.7	7	179.1	2	180.3
15	9	Andreas Stucki	CHE			Stucki Motorsport	CHE	MID	182.1	4	181.8	9	181.2	7	180.6	3	180.3	2	181.2
16	21	Stephan Polderman	NLD	RAC	4	AST Competition	ESP	EUR & MID	182.1	8	181.5	2	180.9	3	180.9	5	180.3	4	181.1
17	1	Anthony Jurado	FRA			Milan Competition	FRA	EUR & MID	181.8	5	181.5	4	181.2	3	180.9	2	180.9	6	181.2
18	211	Nikola Mijjkovic	SRB	CHA	7	Tempo Racing Team	SRB	EUR & MID	181.8	3	181.2	8	180.6	6	179.7	5	179.4	9	180.5
19	60	Leonardo Arduini	ITA	CHA	8	MC Motortecnica	ITA	EUR & ITA	181.5	7	180.9	4	180.3	6	180.3	8	179.1	5	180.4
20	85	Benjamin Cauvas	FRA	RAC	5	GPA Racing	FRA	EUR	181.5	8	181.2	4	180.3	3	180.0	5	179.4	6	180.4
21	12	Gabriele Torelli	ITA			Rangoni Corse	ITA	EUR & MID	181.2	6	180.6	2	180.6	3	180.6	7	180.3	5	180.6
22	51	Henrik Seibel	DEU	CHA	9	Carpek Racing	CZE	MID	181.2	2	180.6	3	178.5	8	178.5	9	177.0	4	179.1
23	93	Lantos Szabolcs	CZE	CHA	10	Carpek Racing	CZE	MID	181.2	4	180.9	6	180.0	5	179.1	2	177.6	3	179.7
24	333	Gabor Tim	HUN	CHA	11	GM Sport	FRA	EUR & MID	181.2	8	180.3	3	178.2	4	177.9	6	177.6	2	179.0
25	3	Daniel Nyffeler	CHE	CHA	12	Stucki Motorsport	CHE	MID	180.6	4	180.3	2	179.1	5	178.8	9	178.5	6	179.4





Hungaroring
Clio Cup Series
Qualifying - 2

CLIO CUP

SERIES

Fastest Laps Sequence

Lap	Time of Day	Session Time	N° Driver	Nat	Cat	Team	Nat	Group	Time	Km/h
2	10:30:08.428	5:08.428	211 Nikola Miljkovic		CHA	Tempo Racing Team		EUR & MID	2:13.803	117.8
2	10:30:13.756	5:13.756	9 Andreas Stucki			Stucki Motorsport		MID	2:13.292	118.3
2	10:30:14.298	5:14.298	51 Henrik Seibel		CHA	Carpek Racing		MID	2:08.964	122.2
2	10:30:26.003	5:26.003	12 Gabriele Torelli			Rangoni Corse		EUR & MID	2:05.088	126.0
3	10:32:34.562	7:34.562	15 David Pouget			GPA Racing		EUR & FRA	2:05.044	126.1





Hungaroring
Clio Cup Series
Qualifying - 2

CLIO CUP

SERIES

Event Best Maximum Speed

N°	Driver	Nat	Cat	Clas	Team	Nat	Group	Km/h	Session
82	Jacopo Guiseppe		CHA	1	ESSECORSE		EUR & ITA	186.2	Collective Test 1
1	Anthony Jurado				Milan Competition		EUR & MID	185.8	Collective Test 1
60	Leonardo Arduini		CHA	2	MC Motortecnica		EUR & ITA	185.5	Collective Test 1
199	Alejandro Schimpf		CHA	3	AST Competition		EUR & ESP	185.5	Race - 1
55	René Steemetz		RAC	1	AST Competition		EUR & MID	185.2	Collective Test 1
113	Adrian Schimpf		CHA	4	AST Competition		EUR & ESP	184.9	Collective Test 2
21	Stephan Polderman		RAC	2	AST Competition		EUR & MID	184.9	Collective Test 2
91	Luca Franca		RAC	3	MC Motortecnica		EUR & ITA	184.9	Race - 1
101	Tomas Pekar				Carpek Racing		EUR & MID	184.9	Qualifying - 2
558	Pierre Bredeaux		CHA	5	Comte Racing Team		EUR	184.6	Collective Test 1
16	Lionel Viguiet		RAC	4	T2CM		EUR & FRA	184.6	Collective Test 2
5	Nicolas Milan				Milan Competition		EUR & FRA	184.6	Race - 1
107	Cristian Ricciarini				ESSECORSE		EUR & ITA	184.3	Qualifying - 1
211	Nikola Miljkovic		CHA	6	Tempo Racing Team		EUR & MID	184.3	Race - 1
15	David Pouget				GPA Racing		EUR & FRA	183.9	Collective Test 1
125	Jerzy Spinkiewicz				UNIQ Racing		EUR & ITA	183.9	Collective Test 1
12	Gabriele Torelli				Rangoni Corse		EUR & MID	183.6	Collective Test 1
333	Gabor Tim		CHA	7	GM Sport		EUR & MID	183.6	Race - 1
43	Damiano Puccetti		CHA	8	Rangoni Corse		EUR & MID	183.3	Collective Test 1
93	Lantos Szabolcs		CHA	9	Carpek Racing		MID	183.3	Collective Test 1
3	Daniel Nyffeler		CHA	10	Stucki Motorsport		MID	183.0	Collective Test 1
85	Benjamin Cauvas		RAC	5	GPA Racing		EUR	183.0	Collective Test 2
99	Guillaume Maio		CHA	11	GM Sport		EUR & MID	182.7	Race - 1
9	Andreas Stucki				Stucki Motorsport		MID	182.1	Race - 1
51	Henrik Seibel		CHA	12	Carpek Racing		MID	181.2	Qualifying - 2





Hungaroring
Clio Cup Series
Qualifying - 2
Pit Stop Analysis

CLIO CUP

SERIES

12 Gabriele Torelli EUR & MID

Rangoni Corse

N°	In Day Time	In Time	Out Time	Pit Time	T. Pit Time	Handicap	Diff.
1	10:32:32.816	10:32:32.816	10:34:28.151	1:55.335	1:55.335		

16 Lionel Viguier EUR & FRA

RAC T2CM

N°	In Day Time	In Time	Out Time	Pit Time	T. Pit Time	Handicap	Diff.
1	10:37:04.481	10:37:04.481	10:39:23.480	2:18.999	2:18.999		

43 Damiano Puccetti EUR & MID

CHA Rangoni Corse

N°	In Day Time	In Time	Out Time	Pit Time	T. Pit Time	Handicap	Diff.
1	10:34:48.100	10:34:48.100	10:37:28.880	2:40.780	2:40.780		

82 Jacopo Guiseppe Cimenes EUR & ITA

CHA ESSECORSE

N°	In Day Time	In Time	Out Time	Pit Time	T. Pit Time	Handicap	Diff.
1	10:36:32.879	10:36:32.879	10:37:52.166	1:19.287	1:19.287		

85 Benjamin Cauvas EUR

RAC GPA Racing

N°	In Day Time	In Time	Out Time	Pit Time	T. Pit Time	Handicap	Diff.
1	10:39:15.319	10:39:15.319	10:40:42.333	1:27.014	1:27.014		

107 Cristian Ricciarini EUR & ITA

ESSECORSE

N°	In Day Time	In Time	Out Time	Pit Time	T. Pit Time	Handicap	Diff.
1	10:36:46.210	10:36:46.210	10:38:17.553	1:31.343	1:31.343		

125 Jerzy Spinkiewicz EUR & ITA

UNIQ Racing

N°	In Day Time	In Time	Out Time	Pit Time	T. Pit Time	Handicap	Diff.
1	10:38:51.942	10:38:51.942	10:39:35.369	43.427	43.427		

333 Gabor Tim EUR & MID

CHA GM Sport

N°	In Day Time	In Time	Out Time	Pit Time	T. Pit Time	Handicap	Diff.
1	10:36:36.160	10:36:36.160	10:38:32.536	1:56.376	1:56.376		

558 Pierre Bredeaux EUR

CHA Comte Racing Team

N°	In Day Time	In Time	Out Time	Pit Time	T. Pit Time	Handicap	Diff.
1	10:39:04.940	10:39:04.940	10:40:39.612	1:34.672	1:34.672		



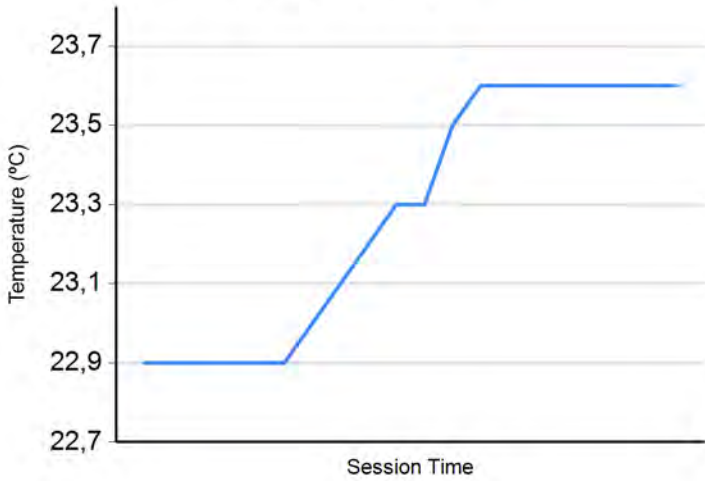


Hungaroring
Clio Cup Series
Qualifying - 2
Weather Report

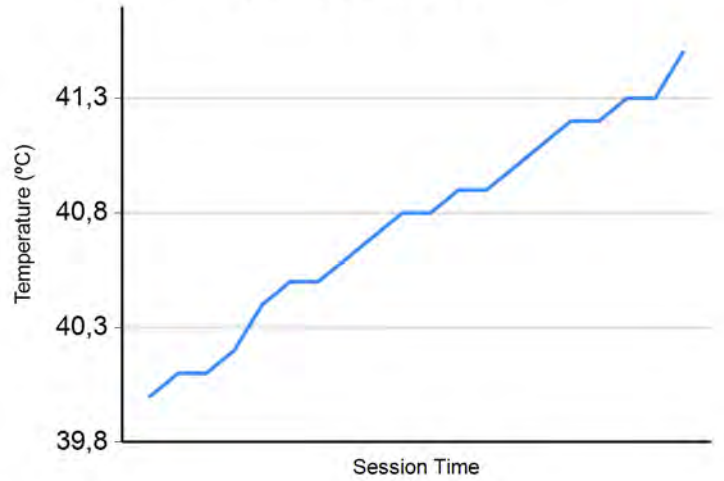
CLIO CUP

SERIES

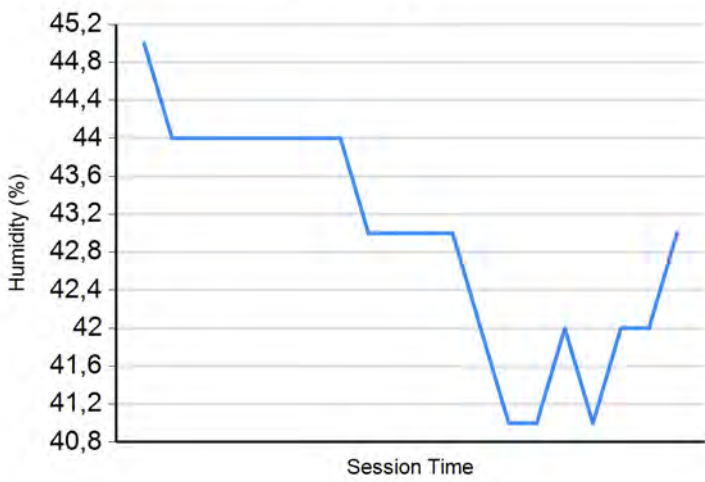
Air Temperature



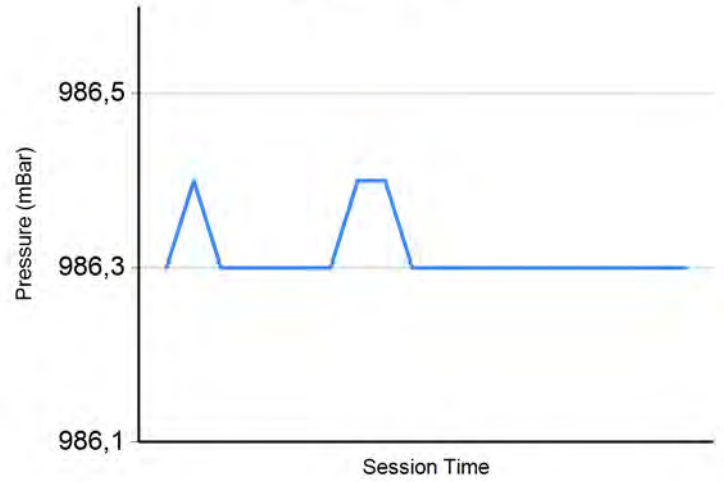
Track Temperature



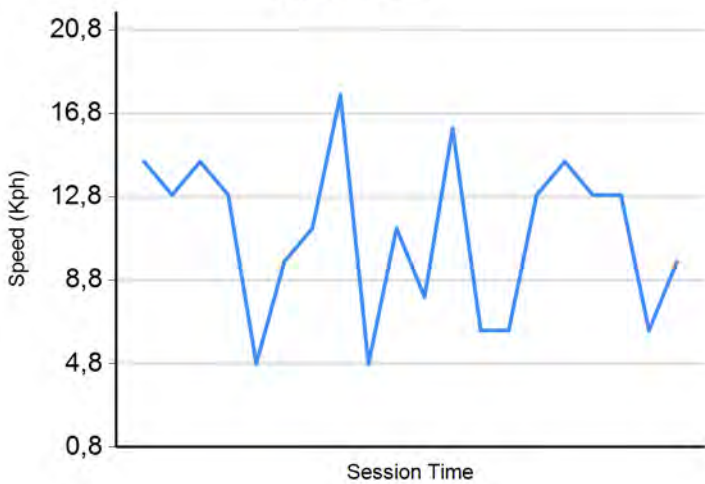
Humidity



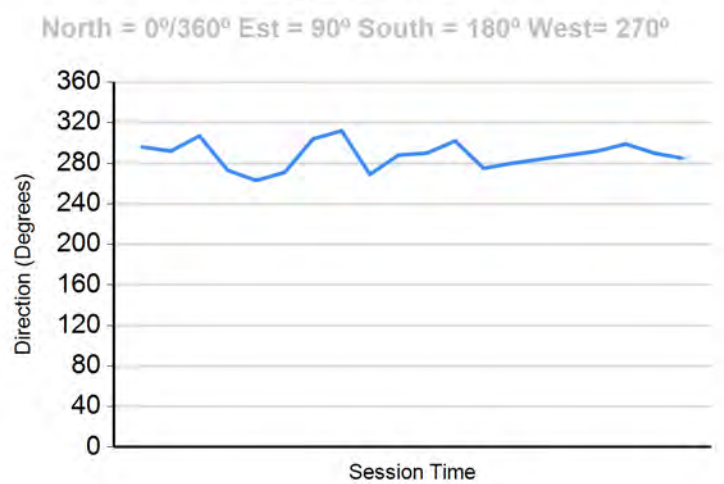
Pressure

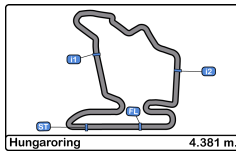


Wind Speed



Wind direction





Hungaroring
Clio Cup Series
Qualifying - 2
Final Results

CLIO CUP SERIES

Clas	Nº	Driver	Nat	Cat	Clas	Team	Nat	Class	Clas	Laps	Best	Time	Gap	Interval	Km/h
1	15	David Pouget				GPA Racing		EUR & FRA	1	4	3	2:05.044			126.1
2	12	Gabriele Torelli				Rangoni Corse		EUR & MID	1	7	5	2:05.080	0.036	0.036	126.0
3	1	Anthony Jurado				Milan Competition		EUR & MID	2	6	4	2:05.468	0.424	0.388	125.7
4	558	Pierre Bredeaux		CHA	1	Comte Racing Team		EUR	1	8	5	2:05.477	0.433	0.009	125.6
5	91	Luca Franca		RAC	1	MC Motorcnica		EUR & ITA	1	8	3	2:05.511	0.467	0.034	125.6
6	5	Nicolas Milan				Milan Competition		EUR & FRA	2	8	6	2:05.513	0.469	0.002	125.6
7	101	Tomas Pekar				Carpek Racing		EUR & MID	3	7	4	2:05.567	0.523	0.054	125.6
8	125	Jerzy Spinkiewicz				UNIQ Racing		EUR & ITA	2	8	4	2:05.568	0.524	0.001	125.6
9	113	Adrian Schimpf		CHA	2	AST Competition		EUR & ESP	1	8	6	2:05.577	0.533	0.009	125.5
10	82	Jacopo Guiseppe Cimenes		CHA	3	ESSECORSE		EUR & ITA	3	9	4	2:05.776	0.732	0.199	125.3
11	333	Gabor Tim		CHA	4	GM Sport		EUR & MID	4	8	3	2:06.016	0.972	0.240	125.1
12	107	Cristian Ricciarini				ESSECORSE		EUR & ITA	4	9	4	2:06.028	0.984	0.012	125.1
13	199	Alejandro Schimpf		CHA	5	AST Competition		EUR & ESP	2	9	3	2:06.047	1.003	0.019	125.1
14	93	Lantos Szabolcs		CHA	6	Carpek Racing		MID	1	7	4	2:06.144	1.100	0.097	125.0
15	211	Nikola Miljkovic		CHA	7	Tempo Racing Team		EUR & MID	5	9	6	2:06.167	1.123	0.023	125.0
16	43	Damiano Puccetti		CHA	8	Rangoni Corse		EUR & MID	6	8	2	2:06.197	1.153	0.030	124.9
17	99	Guillaume Maio		CHA	9	GM Sport		EUR & MID	7	8	3	2:06.219	1.175	0.022	124.9
18	9	Andreas Stucki				Stucki Motorsport		MID	2	9	7	2:06.317	1.273	0.098	124.8
19	55	René Steemetz		RAC	2	AST Competition		EUR & MID	8	7	6	2:06.387	1.343	0.070	124.7
20	60	Leonardo Arduini		CHA	10	MC Motorcnica		EUR & ITA	5	8	6	2:06.481	1.437	0.094	124.6
21	16	Lionel Viguier		RAC	3	T2CM		EUR & FRA	3	8	4	2:06.545	1.501	0.064	124.6
22	85	Benjamin Cauvas		RAC	4	GPA Racing		EUR	2	8	4	2:07.252	2.208	0.707	123.9
23	21	Stephan Polderman		RAC	5	AST Competition		EUR & MID	9	8	6	2:07.313	2.269	0.061	123.8
24	51	Henrik Seibel		CHA	11	Carpek Racing		MID	3	9	5	2:07.461	2.417	0.148	123.7
25	3	Daniel Nyffeler		CHA	12	Stucki Motorsport		MID	4	9	4	2:07.880	2.836	0.419	123.3

*** PENALTIES**

CARS #12 - #55 - #60 - #82 - #85 - #91 - #93 - #99 - #101 - #107 - #125 - #199 - #211 - #333 SOME LAP TIMES DELETED DUE TRACK LIMITS

Published at:.....

Track Temp: **41.5 °C** Air Temp: **23.6 °C** Humidity: **43 %** Track Status: **DRY**

Stewards:

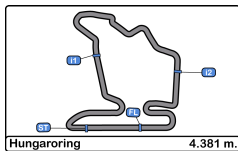
Timekeeper:

Luis Garcia
 JOB-1605-ESP/M



CLIO CUP

SERIES



Hungaroring
Clio Cup Series
Race - 2
Starting Grid

24	51	Henrik Seibel	2:07.461	.13.	2:07.880	Daniel Nyffeler	3	25
22	85	Benjamin Cauvas	2:07.252	.12.	2:07.313	Stephan Polderman	21	23
20	60	Leonardo Arduini	2:06.481	.11.	2:06.545	Lionel Viaquier	16	21
18	9	Andreas Stucki	2:06.317	.10.	2:06.387	René Steemetz	55	19
16	43	Damiano Puccetti	2:06.197	.9.	2:06.219	Guillaume Maio	99	17
14	93	Lantos Szabolcs	2:06.144	.8.	2:06.167	Nikola Milkovic	211	15
12	107	Cristian Ricciarini	2:06.028	.7.	2:06.047	Alejandro Schimof	199	13
10	82	Jacopo Guiseppo Cimenes	2:05.776	.6.	2:06.016	Gabor Tim	333	11
8	5	Nicolas Milan	2:05.513	.5.	2:05.577	Adrian Schimof	113	9
6	101	Tomas Pekar	2:05.567	.4.	2:05.568	Jerzv Spinkiewicz	125	7
4	558	Pierre Bredeaux	2:05.477	.3.	2:05.511	Luca Franca	91	5
2	12	Gabriele Torelli	2:05.080	.2.	2:05.468	Anthony Jurado	1	3
				.1.	2:05.044	David Pouget	15	1




Pole

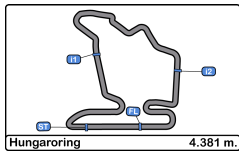
Published at:.....

Stewards:

Timekeeper:


Luis Garcia
JOB-1605-ESP/M





Hungaroring
Clio Cup Series
Race - 2

CLIO CUP

SERIES

Provisional Results

Clas	Nº	Driver	Nat	Cat	Clas	Team	Nat	Group	Laps	Total Time	Gap	Interval	Km/h	Best	Time	Km/h
1	12	Gabriele Torelli	ITA			Rangoni Corse	ITA	EUR & MID	13	27:24.414			124.6	5	2:05.397	125.7
2	15	David Pouget	FRA			GPA Racing	FRA	EUR & FRA	13	27:25.105	0.691	0.691	124.6	6	2:05.752	125.4
3	101	Tomas Pekar	CZE			Carpek Racing	CZE	EUR & MID	13	27:31.917	7.503	6.812	124.1	5	2:05.968	125.2
4	113	Adrian Schimpf	ESP	CHA	1	AST Competition	ESP	EUR & ESP	13	27:35.764	11.350	3.847	123.8	12	2:06.038	125.1
5	558	Pierre Bredeaux	FRA	CHA	2	Comte Racing Team	FRA	EUR	13	27:36.380	11.966	0.616	123.7	11	2:06.016	125.1
6	1*	Anthony Jurado	FRA			Milan Competition	FRA	EUR & MID	13	27:41.877	17.463	5.497	123.3	7	2:05.543	125.6
7	199	Alejandro Schimpf	ESP	CHA	3	AST Competition	ESP	EUR & ESP	13	27:43.425	19.011	1.548	123.2	2	2:06.489	124.6
8	333	Gabor Tim	HUN	CHA	4	GM Sport	FRA	EUR & MID	13	27:43.994	19.580	0.569	123.2	5	2:06.479	124.6
9	107	Cristian Ricciarini	ITA			ESSECORSE	ITA	EUR & ITA	13	27:44.382	19.968	0.388	123.1	4	2:06.849	124.3
10	211	Nikola Miljkovic	SRB	CHA	5	Tempo Racing Team	SRB	EUR & MID	13	27:44.741	20.327	0.359	123.1	10	2:06.541	124.6
11	82	Jacopo Guiseppe Cimenen	ITA	CHA	6	ESSECORSE	ITA	EUR & ITA	13	27:45.144	20.730	0.403	123.1	5	2:06.459	124.7
12	91	Luca Franca	ITA	RAC	1	MC Motorcnica	ITA	EUR & ITA	13	27:45.765	21.351	0.621	123.0	5	2:06.256	124.9
13	9	Andreas Stucki	CHE			Stucki Motorsport	CHE	MID	13	27:46.288	21.874	0.523	123.0	5	2:06.686	124.4
14	60	Leonardo Arduini	ITA	CHA	7	MC Motorcnica	ITA	EUR & ITA	13	27:47.120	22.706	0.832	122.9	4	2:06.868	124.3
15	99	Guillaume Maio	FRA	CHA	8	GM Sport	FRA	EUR & MID	13	27:48.141	23.727	1.021	122.9	13	2:06.940	124.2
16	93	Lantos Szabolcs	CZE	CHA	9	Carpek Racing	CZE	MID	13	27:50.543	26.129	2.402	122.7	8	2:07.037	124.1
17	125*	Jerzy Spinkiewicz	POL			UNIQU Racing	POL	EUR & ITA	13	27:51.510	27.096	0.967	122.6	4	2:06.298	124.8
18	43*	Damiano Puccetti	ITA	CHA	10	Rangoni Corse	ITA	EUR & MID	13	27:53.582	29.168	2.072	122.5	8	2:06.585	124.5
19	85	Benjamin Cauvas	FRA	RAC	2	GPA Racing	FRA	EUR	13	28:00.088	35.674	6.506	122.0	4	2:07.263	123.9
20	5	Nicolas Milan	FRA			Milan Competition	FRA	EUR & FRA	13	28:00.102	35.688	0.014	122.0	10	2:05.820	125.3
21	55*	René Steemetz	NLD	RAC	3	AST Competition	ESP	EUR & MID	13	28:00.491	36.077	0.389	122.0	4	2:06.542	124.6
22	51	Henrik Seibel	DEU	CHA	11	Carpek Racing	CZE	MID	13	28:04.696	40.282	4.205	121.7	4	2:07.765	123.4
23	16	Lionel Viguier	FRA	RAC	4	T2CM	FRA	EUR & FRA	13	28:11.816	47.402	7.120	121.1	4	2:08.237	122.9
24	21*	Stephan Polderman	NLD	RAC	5	AST Competition	ESP	EUR & MID	13	28:23.057	58.643	11.241	120.3	4	2:07.878	123.3

Not classified: (Requirements: 90% of number laps of leader = 12 Laps)

3	Daniel Nyffeler	CHE	CHA	Stucki Motorsport	CHE	MID	2	5:05.354	11 Laps	11 Laps	103.3	1	2:22.464	110.7
---	-----------------	-----	-----	-------------------	-----	-----	---	----------	---------	---------	-------	---	----------	-------

Fastest lap Gabriele Torelli in 2:05.397 at 125.7 Km/h in lap 5

*** PENALTIES**

10 SEC PENALTY TO CARS 125-55-21 - JUMP START

DRIVE THROUGH TO CAR 5 - CAUSED COLLISION DONE DURING THE RACE

5 SEC PENALTY TO CAR 1 FOR DISRESPECTING TL

10 SEC PENALTY TO CAR 1 FOR DISRESPECTING TL

5 SEC PENALTY TO CAR 43 FOR DISRESPECTING TL

Published at:.....

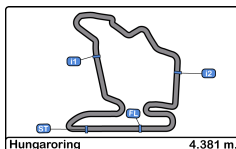
Track Temp: 39.8 °C Air Temp: 26.1 °C Humidity: 36 % Track Status: DRY

Race Director:

Timekeeper:

Luis Garcia
 JOB-1605-ESP/M





Hungaroring
Clio Cup Series
Race - 2

CLIO CUP
SERIES

Provisional Results by Category

Clas	Nº	Driver	Nat	Cat	Clas	Team	Nat	Group	Laps	Total Time	Gap	Interval	Km/h	Best	Time	Km/h
1	12	Gabriele Torelli	ITA	ITA		Rangoni Corse	ITA	EUR & MID	13	27:24.414			124.6	5	2:05.397	125.7
2	15	David Pouget	FRA	FRA		GPA Racing	FRA	EUR & FRA	13	27:25.105	0.691	0.691	124.6	6	2:05.752	125.4
3	101	Tomas Pekar	CZE	CZE		Carpek Racing	CZE	EUR & MID	13	27:31.917	7.503	6.812	124.1	5	2:05.968	125.2
4	1*	Anthony Jurado	FRA	FRA		Milan Competition	FRA	EUR & MID	13	27:41.877	17.463	9.960	123.3	7	2:05.543	125.6
5	107	Cristian Ricciarini	ITA	ITA		ESSECORSE	ITA	EUR & ITA	13	27:44.382	19.968	2.505	123.1	4	2:06.849	124.3
6	9	Andreas Stucki	CHE	CHE		Stucki Motorsport	CHE	MID	13	27:46.288	21.874	1.906	123.0	5	2:06.686	124.4
7	125*	Jerzy Spinkiewicz	POL	POL		UNIQ Racing	POL	EUR & ITA	13	27:51.510	27.096	5.222	122.6	4	2:06.298	124.8
8	5	Nicolas Milan	FRA	FRA		Milan Competition	FRA	EUR & FRA	13	28:00.102	35.688	8.592	122.0	10	2:05.820	125.3

CHA

Clas	Nº	Driver	Nat	Cat	Clas	Team	Nat	Group	Laps	Total Time	Gap	Interval	Km/h	Best	Time	Km/h
1	113	Adrian Schimpf	ESP	CHA	1	AST Competition	ESP	EUR & ESP	13	27:35.764			123.8	12	2:06.038	125.1
2	558	Pierre Bredeaux	FRA	CHA	2	Comte Racing Team	FRA	EUR	13	27:36.380	0.616	0.616	123.7	11	2:06.016	125.1
3	199	Alejandro Schimpf	ESP	CHA	3	AST Competition	ESP	EUR & ESP	13	27:43.425	7.661	7.045	123.2	2	2:06.489	124.6
4	333	Gabor Tim	HUN	CHA	4	GM Sport	FRA	EUR & MID	13	27:43.994	8.230	0.569	123.2	5	2:06.479	124.6
5	211	Nikola Miljkovic	SRB	CHA	5	Tempo Racing Team	SRB	EUR & MID	13	27:44.741	8.977	0.747	123.1	10	2:06.541	124.6
6	82	Jacopo Guisepppe Cimenés	ITA	CHA	6	ESSECORSE	ITA	EUR & ITA	13	27:45.144	9.380	0.403	123.1	5	2:06.459	124.7
7	60	Leonardo Arduini	ITA	CHA	7	MC Motortecnica	ITA	EUR & ITA	13	27:47.120	11.356	1.976	122.9	4	2:06.868	124.3
8	99	Guillaume Maio	FRA	CHA	8	GM Sport	FRA	EUR & MID	13	27:48.141	12.377	1.021	122.9	13	2:06.940	124.2
9	93	Lantos Szabolcs	CZE	CHA	9	Carpek Racing	CZE	MID	13	27:50.543	14.779	2.402	122.7	8	2:07.037	124.1
10	43*	Damiano Puccetti	ITA	CHA	10	Rangoni Corse	ITA	EUR & MID	13	27:53.582	17.818	3.039	122.5	8	2:06.585	124.5
11	51	Henrik Seibel	DEU	CHA	11	Carpek Racing	CZE	MID	13	28:04.696	28.932	11.114	121.7	4	2:07.765	123.4

Not classified: (Requirements: 90% of number laps of leader = 12 Laps)

3		Daniel Nyffeler	CHE	CHA	12	Stucki Motorsport	CHE	MID	2	5:05.354	11 Laps	11 Laps	103.3	1	2:22.464	110.7
---	--	-----------------	-----	-----	----	-------------------	-----	-----	---	----------	---------	---------	-------	---	----------	-------

RAC

Clas	Nº	Driver	Nat	Cat	Clas	Team	Nat	Group	Laps	Total Time	Gap	Interval	Km/h	Best	Time	Km/h
1	91	Luca Franca	ITA	RAC	1	MC Motortecnica	ITA	EUR & ITA	13	27:45.765			123.0	5	2:06.256	124.9
2	85	Benjamin Cauvas	FRA	RAC	2	GPA Racing	FRA	EUR	13	28:00.088	14.323	14.323	122.0	4	2:07.263	123.9
3	55*	René Steemetz	NLD	RAC	3	AST Competition	ESP	EUR & MID	13	28:00.491	14.726	0.403	122.0	4	2:06.542	124.6
4	16	Lionel Viguiier	FRA	RAC	4	T2CM	FRA	EUR & FRA	13	28:11.816	26.051	11.325	121.1	4	2:08.237	122.9
5	21*	Stephan Polderman	NLD	RAC	5	AST Competition	ESP	EUR & MID	13	28:23.057	37.292	11.241	120.3	4	2:07.878	123.3

Fastest lap Gabriele Torelli in 2:05.397 at 125.7 Km/h in lap 5

*** PENALTIES**

10 SEC PENALTY TO CARS 125-55-21 - JUMP START

DRIVE THROUGH TO CAR 5 - CAUSED COLLISION DONE DURING THE RACE

5 SEC PENALTY TO CAR 1 FOR DISRESPECTING TL

10 SEC PENALTY TO CAR 1 FOR DISRESPECTING TL

5 SEC PENALTY TO CAR 43 FOR DISRESPECTING TL

Published at:.....

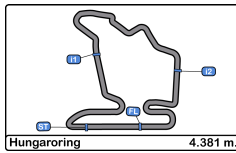
Track Temp: 39.8 °C Air Temp: 26.1 °C Humidity: 36 % Track Status: DRY

Race Director:

Timekeeper:

Luis Garcia
JOB-1605-ESP/M





Hungaroring
Clio Cup Series
Race - 2

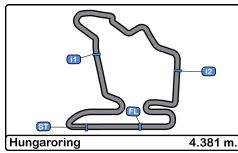
CLIO CUP

SERIES

Provisional Classification by Driver Fastest Lap

Clas	Nº	Driver	Nat	Cat	Clas	Team	Nat	Group	Laps	Best	Time	Gap	Interval	Km/h
1	12	Gabriele Torelli		ITA		Rangoni Corse		EUR & MID	13	5	2:05.397			125.7
2	1	Anthony Jurado		FRA		Milan Competition		EUR & MID	13	7	2:05.543	0.146	0.146	125.6
3	15	David Pouget		FRA		GPA Racing		EUR & FRA	13	6	2:05.752	0.355	0.209	125.4
4	5	Nicolas Milan		FRA		Milan Competition		EUR & FRA	13	10	2:05.820	0.423	0.068	125.3
5	101	Tomas Pekar		CZE		Carpek Racing		EUR & MID	13	5	2:05.968	0.571	0.148	125.2
6	558	Pierre Bredeaux		FRA	CHA	1 Comte Racing Team		EUR	13	11	2:06.016	0.619	0.048	125.1
7	113	Adrian Schimpf		ESP	CHA	2 AST Competition		EUR & ESP	13	12	2:06.038	0.641	0.022	125.1
8	91	Luca Franca		ITA	RAC	1 MC Motortecnica		EUR & ITA	13	5	2:06.256	0.859	0.218	124.9
9	125	Jerzy Spinkiewicz		POL		UNIQ Racing		EUR & ITA	13	4	2:06.298	0.901	0.042	124.8
10	82	Jacopo Guiseppe		ITA	CHA	3 ESSECORSE		EUR & ITA	13	5	2:06.459	1.062	0.161	124.7
11	333	Gabor Tim		HUN	CHA	4 GM Sport		EUR & MID	13	5	2:06.479	1.082	0.020	124.6
12	199	Alejandro Schimpf		ESP	CHA	5 AST Competition		EUR & ESP	13	2	2:06.489	1.092	0.010	124.6
13	211	Nikola Miljkovic		SRB	CHA	6 Tempo Racing Team		EUR & MID	13	10	2:06.541	1.144	0.052	124.6
14	55	René Steemetz		ESP	RAC	2 AST Competition		EUR & MID	13	4	2:06.542	1.145	0.001	124.6
15	43	Damiano Puccetti		ITA	CHA	7 Rangoni Corse		EUR & MID	13	8	2:06.585	1.188	0.043	124.5
16	9	Andreas Stucki		CHE		Stucki Motorsport		MID	13	5	2:06.686	1.289	0.101	124.4
17	107	Cristian Ricciarini		ITA		ESSECORSE		EUR & ITA	13	4	2:06.849	1.452	0.163	124.3
18	60	Leonardo Arduini		ITA	CHA	8 MC Motortecnica		EUR & ITA	13	4	2:06.868	1.471	0.019	124.3
19	99	Guillaume Maio		FRA	CHA	9 GM Sport		EUR & MID	13	13	2:06.940	1.543	0.072	124.2
20	93	Lantos Szabolcs		CZE	CHA	10 Carpek Racing		MID	13	8	2:07.037	1.640	0.097	124.1
21	85	Benjamin Cauvas		FRA	RAC	3 GPA Racing		EUR	13	4	2:07.263	1.866	0.226	123.9
22	51	Henrik Seibel		DEU	CHA	11 Carpek Racing		MID	13	4	2:07.765	2.368	0.502	123.4
23	21	Stephan Polderman		NLD	RAC	4 AST Competition		EUR & MID	13	4	2:07.878	2.481	0.113	123.3
24	16	Lionel Viguiet		FRA	RAC	5 T2CM		EUR & FRA	13	4	2:08.237	2.840	0.359	122.9
25	3	Daniel Nyffeler		CHE	CHA	12 Stucki Motorsport		MID	2	1	2:22.464	17.067	14.227	110.7





Hungaroring
Clio Cup Series
Race - 2

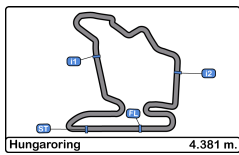
CLIO CUP

SERIES

Distance and Speed Average

Clas	Nº	Driver	Nat	Cat	Clas	Team	Nat	Group	Laps	Distance	Total Time	Km/h
1	12	Gabriele Torelli		ITA		Rangoni Corse		EUR & MID	13	56.95	27:24.414	124.6
2	15	David Pouget		FRA		GPA Racing		EUR & FRA	13	56.95	27:25.105	124.6
3	101	Tomas Pekar		CZE		Carpek Racing		EUR & MID	13	56.95	27:31.917	124.1
4	113	Adrian Schimpf		CHA	1	AST Competition		EUR & ESP	13	56.95	27:35.764	123.8
5	558	Pierre Bredeaux		CHA	2	Comte Racing Team		EUR	13	56.95	27:36.380	123.7
6	1	Anthony Jurado		FRA		Milan Competition		EUR & MID	13	56.95	27:41.877	123.3
7	199	Alejandro Schimpf		CHA	3	AST Competition		EUR & ESP	13	56.95	27:43.425	123.2
8	333	Gabor Tim		CHA	4	GM Sport		EUR & MID	13	56.95	27:43.994	123.2
9	107	Cristian Ricciarini		ITA		ESSECORSE		EUR & ITA	13	56.95	27:44.382	123.1
10	211	Nikola Miljkovic		CHA	5	Tempo Racing Team		EUR & MID	13	56.95	27:44.741	123.1
11	82	Jacopo Guisepppe		CHA	6	ESSECORSE		EUR & ITA	13	56.95	27:45.144	123.1
12	91	Luca Franca		RAC	1	MC Motortecnica		EUR & ITA	13	56.95	27:45.765	123.0
13	9	Andreas Stucki		CHE		Stucki Motorsport		MID	13	56.95	27:46.288	123.0
14	60	Leonardo Arduini		CHA	7	MC Motortecnica		EUR & ITA	13	56.95	27:47.120	122.9
15	99	Guillaume Maio		CHA	8	GM Sport		EUR & MID	13	56.95	27:48.141	122.9
16	93	Lantos Szabolcs		CHA	9	Carpek Racing		MID	13	56.95	27:50.543	122.7
17	125	Jerzy Spinkiewicz		POL		UNIQ Racing		EUR & ITA	13	56.95	27:51.510	122.6
18	43	Damiano Puccetti		CHA	10	Rangoni Corse		EUR & MID	13	56.95	27:53.582	122.5
19	85	Benjamin Cauvas		RAC	2	GPA Racing		EUR	13	56.95	28:00.088	122.0
20	5	Nicolas Milan		FRA		Milan Competition		EUR & FRA	13	56.95	28:00.102	122.0
21	55	René Steemetz		RAC	3	AST Competition		EUR & MID	13	56.95	28:00.491	122.0
22	51	Henrik Seibel		CHA	11	Carpek Racing		MID	13	56.95	28:04.696	121.7
23	16	Lionel Viguier		RAC	4	T2CM		EUR & FRA	13	56.95	28:11.816	121.1
24	21	Stephan Polderman		RAC	5	AST Competition		EUR & MID	13	56.95	28:23.057	120.3
25	3	Daniel Nyffeler		CHA	12	Stucki Motorsport		MID	2	08.76	5:05.354	103.3





Hungaroring
Clio Cup Series
Race - 2
Lap Analysis

CLIO CUP

SERIES

1 Anthony Jurado EUR & MID **12** Gabriele Torelli EUR & MID
 Milan Competition Rangoni Corse

Lap	D	Time	Sector 1	Sector 2	Sector 3	T. Spd	Elapsed	Lap	D	Time	Sector 1	Sector 2	Sector 3	T. Spd	Elapsed
1		2:13.766	52.358	46.305	35.103	144.9	2:13.766	1		2:15.000	53.194	46.673	35.133	145.3	2:15.000
2		2:06.370	45.521	45.680	35.169	179.7	4:20.136	2		2:06.564	45.744	45.662	35.158	184.3	4:21.564
3		2:05.893	45.461	45.470	34.962	179.7	6:26.029	3		2:06.243	45.183	46.056	35.004	181.8	6:27.807
4		2:06.067	45.544	45.446	35.077	179.7	8:32.096	4		2:05.541	45.208	45.326	35.007	179.7	8:33.348
5		2:05.951	45.383	45.637	34.931	180.3	10:38.047	5		2:05.397	45.203	45.300	34.894	180.6	10:38.745
6		2:06.852	45.533	46.387	34.932	181.2	12:44.899	6		2:05.532	45.101	45.543	34.888	182.1	12:44.277
7		2:05.543	45.260	45.326	34.957	181.5	14:50.442	7		2:05.560	45.185	45.409	34.966	180.6	14:49.837
8		2:05.825	45.407	45.467	34.951	179.7	16:56.267	8		2:05.523	45.234	45.409	34.880	181.8	16:55.360
9		2:05.783	45.322	45.558	34.903	181.2	19:02.050	9		2:05.589	45.261	45.323	35.005	181.5	19:00.949
10		2:05.961	45.271	45.842	34.848	181.8	21:08.011	10		2:05.636	45.125	45.477	35.034	182.4	21:06.585
11		2:06.612	45.584	46.153	34.875	179.1	23:14.623	11		2:05.943	45.553	45.431	34.959	183.3	23:12.528
12		2:06.219	45.142	46.012	35.065	180.9	25:20.842	12		2:06.036	45.371	45.626	35.039	179.1	25:18.564
13		2:06.035	45.445	45.674	34.916	180.0	27:26.877	13		2:05.850	45.386	45.430	35.034	179.4	27:24.414

3 Daniel Nyffeler MID **15** David Pouget EUR & FRA
 CHA Stucki Motorsport GPA Racing

Lap	D	Time	Sector 1	Sector 2	Sector 3	T. Spd	Elapsed	Lap	D	Time	Sector 1	Sector 2	Sector 3	T. Spd	Elapsed
1		2:22.464	58.008	48.691	35.765	166.9	2:22.464	1		2:12.278	51.487	45.725	35.066	142.8	2:12.278
2		2:42.890 P	46.793	53.558	1:02.539	181.8	5:05.354	2		2:06.171	45.497	45.687	34.987	177.9	4:18.449

5 Nicolas Milan EUR & FRA
 Milan Competition

Lap	D	Time	Sector 1	Sector 2	Sector 3	T. Spd	Elapsed	Lap	D	Time	Sector 1	Sector 2	Sector 3	T. Spd	Elapsed
1		2:15.372	52.970	46.773	35.629	152.1	2:15.372	3		2:06.358	45.356	45.850	35.152	179.1	6:24.807
2		2:06.731	45.795	45.918	35.018	183.0	4:22.103	4		2:06.192	45.536	45.671	34.985	178.2	8:30.999
3		2:06.750	45.203	46.047	35.500	183.9	6:28.853	5		2:06.147	45.416	45.705	35.026	178.8	10:37.146
4		2:06.099	45.364	45.777	34.958	183.6	8:34.952	6		2:05.752	45.205	45.607	34.940	179.4	12:42.898
5		2:06.864	45.200	46.100	35.564	183.9	10:41.816	7		2:05.878	45.343	45.532	35.003	179.1	14:48.776
6		2:08.157	46.206	46.939	35.012	180.0	12:49.973	8		2:05.831	45.346	45.482	35.003	179.4	16:54.607
7		2:06.155	45.221	45.739	35.195	181.2	14:56.128	9		2:05.812	45.266	45.582	34.964	179.1	19:00.419
8		2:06.735	45.877	45.755	35.103	182.7	17:02.863	10		2:05.890	45.311	45.540	35.039	180.0	21:06.309
9		2:08.635	45.483	48.052	35.100	183.6	19:11.498	11		2:06.690	46.123	45.568	34.999	180.3	23:12.999
10		2:05.820	45.138	45.641	35.041	182.7	21:17.318	12		2:06.137	45.270	45.734	35.133	181.8	25:19.136
11		2:06.147	45.236	45.848	35.063	181.8	23:23.465	13		2:05.969	45.391	45.553	35.025	181.8	27:25.105

16 Lionel Viguier EUR & FRA
 RAC T2CM

Lap	D	Time	Sector 1	Sector 2	Sector 3	T. Spd	Elapsed	Lap	D	Time	Sector 1	Sector 2	Sector 3	T. Spd	Elapsed
1		2:22.800	1:00.254	47.280	35.266	162.8	2:22.800	1		2:22.800	1:00.254	47.280	35.266	162.8	2:22.800
2		2:12.186	45.906	49.771	36.509	184.6	4:34.986	2		2:12.186	45.906	49.771	36.509	184.6	4:34.986
3		2:08.548	46.123	46.986	35.439	178.2	6:43.534	3		2:08.548	46.123	46.986	35.439	178.2	6:43.534
4		2:08.237	46.055	46.785	35.397	178.8	8:51.771	4		2:08.237	46.055	46.785	35.397	178.8	8:51.771
5		2:08.443	46.035	46.977	35.431	178.8	11:00.214	5		2:08.443	46.035	46.977	35.431	178.8	11:00.214
6		2:08.447	45.769	47.344	35.334	179.1	13:08.661	6		2:08.447	45.769	47.344	35.334	179.1	13:08.661
7		2:09.005	45.874	47.235	35.896	179.1	15:17.666	7		2:09.005	45.874	47.235	35.896	179.1	15:17.666
8		2:10.003	46.330	47.974	35.699	180.0	17:27.669	8		2:10.003	46.330	47.974	35.699	180.0	17:27.669
9		2:09.467	46.025	47.962	35.480	179.4	19:37.136	9		2:09.467	46.025	47.962	35.480	179.4	19:37.136
10		2:08.783	46.016	47.445	35.322	178.8	21:45.919	10		2:08.783	46.016	47.445	35.322	178.8	21:45.919
11		2:08.881	45.762	47.568	35.551	179.7	23:54.800	11		2:08.881	45.762	47.568	35.551	179.7	23:54.800
12		2:08.682	45.899	47.383	35.400	179.7	26:03.482	12		2:08.682	45.899	47.383	35.400	179.7	26:03.482
13		2:08.334	46.036	47.101	35.197	179.4	28:11.816	13		2:08.334	46.036	47.101	35.197	179.4	28:11.816

9 Andreas Stucki MID
 Stucki Motorsport

Lap	D	Time	Sector 1	Sector 2	Sector 3	T. Spd	Elapsed	Lap	D	Time	Sector 1	Sector 2	Sector 3	T. Spd	Elapsed
1		2:19.152	55.803	47.497	35.852	162.1	2:19.152	1		2:19.152	55.803	47.497	35.852	162.1	2:19.152
2		2:07.891	46.095	46.316	35.480	183.9	4:27.043	2		2:07.891	46.095	46.316	35.480	183.9	4:27.043
3		2:06.897	45.694	45.917	35.286	180.9	6:33.940	3		2:06.897	45.694	45.917	35.286	180.9	6:33.940
4		2:06.960	45.607	46.187	35.166	181.8	8:40.900	4		2:06.960	45.607	46.187	35.166	181.8	8:40.900
5		2:06.686	45.428	46.152	35.106	182.1	10:47.586	5		2:06.686	45.428	46.152	35.106	182.1	10:47.586
6		2:06.860	45.418	46.203	35.239	182.1	12:54.446	6		2:06.860	45.418	46.203	35.239	182.1	12:54.446
7		2:07.967	46.036	46.632	35.299	181.5	15:02.413	7		2:07.967	46.036	46.632	35.299	181.5	15:02.413
8		2:07.787	45.884	46.374	35.529	183.0	17:10.200	8		2:07.787	45.884	46.374	35.529	183.0	17:10.200
9		2:07.323	45.945	46.168	35.210	180.9	19:17.523	9		2:07.323	45.945	46.168	35.210	180.9	19:17.523
10		2:06.775	45.534	46.147	35.094	183.3	21:24.298	10		2:06.775	45.534	46.147	35.094	183.3	21:24.298
11		2:07.507	45.573	46.528	35.406	179.7	23:31.805	11		2:07.507	45.573	46.528	35.406	179.7	23:31.805
12		2:07.078	45.687	46.268	35.123	181.8	25:38.883	12		2:07.078	45.687	46.268	35.123	181.8	25:38.883
13		2:07.405	45.746	46.317	35.342	181.2	27:46.288	13		2:07.405	45.746	46.317	35.342	181.2	27:46.288





Hungaroring
Clio Cup Series
Race - 2
Lap Analysis

CLIO CUP
SERIES

21							55						
Stephan Polderman							René Steemetz						
RAC							RAC						
AST Competition							AST Competition						
Lap D	Time	Sector 1	Sector 2	Sector 3	T. Spd	Elapsed	Lap D	Time	Sector 1	Sector 2	Sector 3	T. Spd	Elapsed
1	2:21.864	58.172	47.999	35.693	168.4	2:21.864	1	2:19.567	56.500	47.210	35.857	162.6	2:19.567
2	2:15.199	46.247	52.509	36.443	181.8	4:37.063	2	2:08.060	46.218	46.360	35.482	185.8	4:27.627
3	2:09.494	46.675	47.127	35.692	177.6	6:46.557	3	2:07.166	45.451	46.406	35.309	183.3	6:34.793
4	2:07.878	46.275	45.996	35.607	178.2	8:54.435	4	2:06.542	45.251	46.172	35.119	182.7	8:41.335
5	2:08.715	46.031	46.700	35.984	178.2	11:03.150	5	2:07.257	45.731	46.187	35.339	183.6	10:48.592
6	2:09.637	46.680	46.880	36.077	179.1	13:12.787	6	2:07.533	45.559	46.337	35.637	181.8	12:56.125
7	2:08.549	46.015	46.637	35.897	177.6	15:21.336	7	2:07.819	46.180	46.289	35.350	182.4	15:03.944
8	2:08.325	46.122	46.462	35.741	178.5	17:29.661	8	2:08.001	46.374	46.372	35.255	184.9	17:11.945
9	2:08.396	46.309	46.519	35.568	178.8	19:38.057	9	2:07.400	45.607	46.317	35.476	183.3	19:19.345
10	2:08.818	45.900	47.191	35.727	180.3	21:46.875	10	2:07.241	45.449	46.519	35.273	181.8	21:26.586
11	2:09.748	47.210	46.846	35.692	178.5	23:56.623	11	2:07.819	45.439	46.277	36.103	183.0	23:34.405
12	2:08.404	46.239	46.457	35.708	179.1	26:05.027	12	2:08.544	45.973	46.940	35.631	184.3	25:42.949
13	2:08.030	46.175	46.488	35.367	178.2	28:13.057	13	2:07.542	45.484	46.399	35.659	182.7	27:50.491

43							60						
Damiano Puccetti							Leonardo Arduini						
CHA							CHA						
Rangoni Corse							MC Motortecnica						
Lap D	Time	Sector 1	Sector 2	Sector 3	T. Spd	Elapsed	Lap D	Time	Sector 1	Sector 2	Sector 3	T. Spd	Elapsed
1	2:20.899		1:45.006	35.893	160.7	2:20.899	1	2:19.729	56.775	47.363	35.591	162.6	2:19.729
2	2:08.364		3:53.822	35.441	183.3	4:29.263	2	2:08.365	46.518	46.365	35.482	184.9	4:28.094
3	2:08.557	45.904	46.753	35.900	182.1	6:37.820	3	2:06.998		2:53.520	35.325	183.3	6:35.092
4	2:06.722	45.705	45.836	35.181	177.0	8:44.542	4	2:06.868	45.599	46.002	35.267	182.1	8:41.960
5	2:07.155	45.854	46.001	35.300	180.3	10:51.697	5	2:07.055	45.920	45.847	35.288	181.8	10:49.015
6	2:07.171	45.480	46.244	35.447	180.0	12:58.868	6	2:07.402	45.558	46.054	35.790	182.7	12:56.417
7	2:07.324	46.094	45.959	35.271	181.5	15:06.192	7	2:07.245	45.688	46.120	35.437	184.3	15:03.662
8	2:06.585	45.640	45.820	35.125	181.2	17:12.777	8	2:07.650	46.222	46.054	35.374	183.0	17:11.312
9	2:07.476	45.586	46.713	35.177	182.7	19:20.253	9	2:07.278	45.689	46.248	35.341	182.4	19:18.590
10	2:07.189	45.397	46.384	35.408	182.4	21:27.442	10	2:07.395	45.816	46.128	35.451	181.5	21:25.985
11	2:07.137	45.616	45.886	35.635	181.2	23:34.579	11	2:06.933	45.596	45.957	35.380	181.2	23:32.918
12	2:07.381	46.056	46.020	35.305	182.4	25:41.960	12	2:07.201	45.816	46.093	35.292	181.8	25:40.119
13	2:06.622	45.520	45.806	35.296	181.2	27:48.582	13	2:07.001	45.568	46.092	35.341	182.1	27:47.120

51							82						
Henrik Seibel							Jacopo Guiseppe Cimenes						
CHA							CHA						
Carpek Racing							ESSECORSE						
Lap D	Time	Sector 1	Sector 2	Sector 3	T. Spd	Elapsed	Lap D	Time	Sector 1	Sector 2	Sector 3	T. Spd	Elapsed
1	2:20.192	56.622	47.793	35.777	165.3	2:20.192	1	2:17.175	54.460	47.401	35.314	154.7	2:17.175
2	2:08.816	46.590	46.763	35.463	181.8	4:29.008	2	2:06.746	45.571	46.080	35.095	183.9	4:23.921
3	2:09.205	46.451	46.601	36.153	179.4	6:38.213	3	2:07.413	45.448	46.641	35.324	183.0	6:31.334
4	2:07.765	46.164	46.071	35.530	180.0	8:45.978	4	2:06.874	45.632	45.948	35.294	180.9	8:38.208
5	2:08.453	46.153	46.525	35.775	178.5	10:54.431	5	2:06.459	45.501	45.917	35.041	182.1	10:44.667
6	2:08.798	46.683	46.481	35.634	178.8	13:03.229	6	2:08.530	46.052	46.554	35.924	182.4	12:53.197
7	2:09.326	46.312	47.456	35.558	180.3	15:12.555	7	2:08.806	47.113	46.333	35.360	182.1	15:02.003
8	2:08.662	46.130	46.764	35.768	180.3	17:21.217	8	2:08.129	46.152	46.047	35.930	183.6	17:10.132
9	2:08.367	46.303	46.486	35.578	177.9	19:29.584	9	2:06.953	45.670	46.063	35.220	179.7	19:17.085
10	2:08.952	46.394	46.886	35.672	178.2	21:38.536	10	2:06.749	45.504	45.983	35.262	183.6	21:23.834
11	2:08.800	46.227	46.888	35.685	177.9	23:47.336	11	2:06.920	45.477	45.977	35.466	182.7	23:30.754
12	2:08.715	46.134	46.783	35.798	177.9	25:56.051	12	2:07.435	45.674	46.212	35.549	184.9	25:38.189
13	2:08.645	46.231	46.642	35.772	177.3	28:04.696	13	2:06.955	45.729	45.944	35.282	183.9	27:45.144





Hungaroring
Clio Cup Series
Race - 2
Lap Analysis

CLIO CUP

SERIES

85 Benjamin Cauvas							EUR 99 Guillaume Maio								
RAC							GPA Racing			CHA			GM Sport		
Lap D	Time	Sector 1	Sector 2	Sector 3	T. Spd	Elapsed	Lap D	Time	Sector 1	Sector 2	Sector 3	T. Spd	Elapsed		
1	2:20.686	57.133	47.712	35.841	165.1	2:20.686	1	2:18.939	55.187	47.663	36.089	162.4	2:18.939		
2	2:11.674	46.378	49.500	35.796	182.4	4:32.360	2	2:09.445	47.141	46.263	36.041	182.4	4:28.384		
3	2:07.974	46.201	46.455	35.318	177.9	6:40.334	3	2:07.067	45.641	46.019	35.407	181.2	6:35.451		
4	2:07.263	45.715	46.193	35.355	179.7	8:47.597	4	2:06.967	45.740	45.844	35.383	180.9	8:42.418		
5	2:07.341	45.616	46.402	35.323	180.0	10:54.938	5	2:07.078	45.787	45.812	35.479	180.9	10:49.496		
6	2:08.478	46.343	46.732	35.403	182.1	13:03.416	6	2:07.122	45.795	45.940	35.387	180.9	12:56.618		
7	2:08.689	46.334	46.981	35.374	181.8	15:12.105	7	2:07.699	45.950	46.326	35.423	180.9	15:04.317		
8	2:07.788	45.892	46.708	35.188	179.1	17:19.893	8	2:07.979	46.151	46.488	35.340	179.1	17:12.296		
9	2:07.943	45.987	46.681	35.275	179.1	19:27.836	9	2:07.393	45.913	46.030	35.450	181.2	19:19.689		
10	2:07.894	45.984	46.492	35.418	178.5	21:35.730	10	2:07.320	45.762	46.245	35.313	180.0	21:27.009		
11	2:08.184	45.919	46.859	35.406	178.2	23:43.914	11	2:07.066	45.728	45.815	35.523	181.8	23:34.075		
12	2:08.059	45.783	46.991	35.285	178.2	25:51.973	12	2:07.126	46.054	45.814	35.258	179.4	25:41.201		
13	2:08.115	45.819	46.698	35.598	179.4	28:00.088	13	2:06.940	45.735	45.877	35.328	180.9	27:48.141		

91 Luca Franca							EUR & ITA 101 Tomas Pekar						
RAC							MC Motortecnica			Carpek Racing			
Lap D	Time	Sector 1	Sector 2	Sector 3	T. Spd	Elapsed	Lap D	Time	Sector 1	Sector 2	Sector 3	T. Spd	Elapsed
1	2:18.379	54.896	47.671	35.812	145.1	2:18.379	1	2:14.453	52.475	46.802	35.176	150.0	2:14.453
2	2:07.109	45.799	46.076	35.234	183.9	4:25.488	2	2:06.859	46.159	45.601	35.099	181.5	4:21.312
3	2:06.916	45.777	45.846	35.293	180.9	6:32.404	3	2:06.956	45.264	46.376	35.316	180.6	6:28.268
4	2:06.347	45.371	45.854	35.122	181.5	8:38.751	4	2:06.066	45.408	45.639	35.019	181.5	8:34.334
5	2:06.256	45.183	45.936	35.137	183.3	10:45.007	5	2:05.968	45.250	45.609	35.109	181.2	10:40.302
6	2:07.904	45.365	46.557	35.982	182.1	12:52.911	6	2:06.149	45.288	45.699	35.162	180.9	12:46.451
7	2:08.414	46.645	45.805	35.964	180.3	15:01.325	7	2:06.391	45.479	45.730	35.182	179.7	14:52.842
8	2:08.065	46.460	46.001	35.604	180.3	17:09.390	8	2:06.429	45.459	45.823	35.147	180.3	16:59.271
9	2:06.321	45.486	45.607	35.228	180.3	19:15.711	9	2:06.585	45.447	45.960	35.178	179.7	19:05.856
10	2:06.782	45.686	45.879	35.217	183.6	21:22.493	10	2:06.350	45.482	45.782	35.086	180.6	21:12.206
11	2:08.004	45.827	45.837	36.340	181.2	23:30.497	11	2:06.621	45.579	45.846	35.196	179.7	23:18.827
12	2:07.426	45.791	46.156	35.479	181.5	25:37.923	12	2:06.754	45.473	46.118	35.163	179.4	25:25.581
13	2:07.842	46.416	46.152	35.274	180.3	27:45.765	13	2:06.336	45.430	45.899	35.007	180.0	27:31.917

93 Lantos Szabolcs							MID 107 Cristian Ricciarini						
CHA							Carpek Racing			ESSECORSE			
Lap D	Time	Sector 1	Sector 2	Sector 3	T. Spd	Elapsed	Lap D	Time	Sector 1	Sector 2	Sector 3	T. Spd	Elapsed
1	2:19.315	55.437	47.717	36.161	157.6	2:19.315	1	2:18.028	54.690	47.601	35.737	155.3	2:18.028
2	2:09.352	47.219	46.686	35.447	178.5	4:28.667	2	2:07.355	45.916	45.982	35.457	182.7	4:25.383
3	2:09.112	46.211	47.000	35.901	179.7	6:37.779	3	2:07.340	46.110	45.789	35.441	178.2	6:32.723
4	2:07.090	45.973	46.015	35.102	177.3	8:44.869	4	2:06.849	45.595	45.867	35.387	181.8	8:39.572
5	2:07.226	45.778	46.095	35.353	180.9	10:52.095	5	2:06.965	45.674	45.965	35.326	181.5	10:46.537
6	2:07.305	45.782	46.184	35.339	178.8	12:59.400	6	2:06.983	45.713	45.785	35.485	180.9	12:53.520
7	2:07.276	45.861	46.161	35.254	180.6	15:06.676	7	2:07.792	46.536	45.743	35.513	182.1	15:01.312
8	2:07.037	45.764	46.045	35.228	180.0	17:13.713	8	2:06.987	45.886	45.772	35.329	180.0	17:08.299
9	2:07.165	45.705	46.147	35.313	180.3	19:20.878	9	2:07.042	45.818	45.862	35.362	180.3	19:15.341
10	2:07.075	45.714	46.140	35.221	180.6	21:27.953	10	2:06.929	45.667	45.808	35.454	182.7	21:22.270
11	2:07.350	45.923	46.060	35.367	180.3	23:35.303	11	2:07.573	45.755	45.959	35.859	181.5	23:29.843
12	2:07.972	45.859	46.273	35.840	179.4	25:43.275	12	2:06.935	45.806	45.923	35.206	180.9	25:36.778
13	2:07.268	45.725	46.134	35.409	181.8	27:50.543	13	2:07.604	45.694	46.433	35.477	180.6	27:44.382





Hungaroring
Clio Cup Series
Race - 2
Lap Analysis

CLIO CUP
SERIES

113 Adrian Schimpf EUR & ESP **211** Nikola Miljkovic EUR & MID

CHA							AST Competition		CHA						
Lap D	Time	Sector 1	Sector 2	Sector 3	T. Spd	Elapsed	Lap D	Time	Sector 1	Sector 2	Sector 3	T. Spd	Elapsed		
1	2:16.150	53.617	46.800	35.733	153.4	2:16.150	1	2:18.745	55.018	47.574	36.153	160.4	2:18.745		
2	2:06.439	45.575	45.771	35.093	180.0	4:22.589	2	2:07.239	46.046	46.051	35.142	182.4	4:25.984		
3	2:06.570	45.297	45.719	35.554	183.0	6:29.159	3	2:07.178	45.766	45.971	35.441	181.5	6:33.162		
4	2:06.183	45.351	45.792	35.040	180.9	8:35.342	4	2:06.907	45.815	45.999	35.093	180.6	8:40.069		
5	2:06.555	45.399	45.838	35.318	180.0	10:41.897	5	2:06.915	45.630	46.060	35.225	182.1	10:46.984		
6	2:07.738	46.000	46.712	35.026	181.2	12:49.635	6	2:06.874	45.590	45.926	35.358	182.1	12:53.858		
7	2:06.282	45.293	45.724	35.265	180.3	14:55.917	7	2:07.731	46.416	45.954	35.361	183.0	15:01.589		
8	2:07.681	46.965	45.532	35.184	182.1	17:03.598	8	2:08.367	45.983	46.067	36.317	182.4	17:09.956		
9	2:06.952	45.595	46.220	35.137	180.3	19:10.550	9	2:06.685	45.441	45.988	35.256	180.9	19:16.641		
10	2:06.329	45.469	45.787	35.073	180.0	21:16.879	10	2:06.541	45.427	45.694	35.420	181.8	21:23.182		
11	2:06.318	45.478	45.863	34.977	180.0	23:23.197	11	2:07.084	45.538	46.048	35.498	180.9	23:30.266		
12	2:06.038	45.339	45.587	35.112	180.3	25:29.235	12	2:07.269	45.629	46.321	35.319	182.7	25:37.535		
13	2:06.529	45.523	45.999	35.007	180.3	27:35.764	13	2:07.206	45.724	46.016	35.466	181.5	27:44.741		

125 Jerzy Spinkiewicz EUR & ITA **333** Gabor Tim EUR & MID

UNIQ Racing							CHA							
Lap D	Time	Sector 1	Sector 2	Sector 3	T. Spd	Elapsed	Lap D	Time	Sector 1	Sector 2	Sector 3	T. Spd	Elapsed	
1	2:16.088	53.508	46.752	35.828	147.9	2:16.088	1	2:17.608	53.787	48.284	35.537	156.7	2:17.608	
2	2:06.961	45.867	45.925	35.169	179.7	4:23.049	2	2:06.664	45.536	45.934	35.194	181.5	4:24.272	
3	2:06.597	45.350	45.923	35.324	182.7	6:29.646	3	2:06.727	45.530	45.914	35.283	180.6	6:30.999	
4	2:06.298	45.388	45.816	35.094	182.7	8:35.944	4	2:06.606	45.658	45.764	35.184	179.4	8:37.605	
5	2:06.571	45.518	45.883	35.170	181.8	10:42.515	5	2:06.479	45.534	45.767	35.178	180.3	10:44.084	
6	2:10.293	45.643	48.566	36.084	182.4	12:52.808	6	2:08.942	45.481	47.496	35.965	180.0	12:53.026	
7	2:06.921	45.977	45.659	35.285	182.4	14:59.729	7	2:07.980	46.220	45.929	35.831	178.2	15:01.006	
8	2:06.923	45.577	45.830	35.516	183.3	17:06.652	8	2:06.505	45.498	45.746	35.261	180.6	17:07.511	
9	2:07.065	45.803	46.072	35.190	179.7	19:13.717	9	2:07.030	45.618	45.967	35.445	180.0	19:14.541	
10	2:07.218	46.076	45.908	35.234	181.5	21:20.935	10	2:06.795	45.801	45.869	35.125	180.9	21:21.336	
11	2:06.608	45.599	45.819	35.190	180.3	23:27.543	11	2:06.615	45.539	45.907	35.169	181.2	23:27.951	
12	2:06.972	45.633	46.118	35.221	180.6	25:34.515	12	2:07.587	45.822	45.893	35.872	180.9	25:35.538	
13	2:06.995	45.874	45.940	35.181	180.0	27:41.510	13	2:08.456	46.750	46.320	35.386	180.6	27:43.994	

199 Alejandro Schimpf EUR & ESP **558** Pierre Bredeaux EUR

CHA							CHA							
Lap D	Time	Sector 1	Sector 2	Sector 3	T. Spd	Elapsed	Lap D	Time	Sector 1	Sector 2	Sector 3	T. Spd	Elapsed	
1	2:16.818	54.127	47.402	35.289	155.8	2:16.818	1	2:14.690	52.607	46.898	35.185	141.7	2:14.690	
2	2:06.489	45.460	45.853	35.176	182.1	4:23.307	2	2:07.101	46.278	45.754	35.069	183.0	4:21.791	
3	2:06.637	45.591	45.742	35.304	182.1	6:29.944	3	2:06.775	45.309	46.138	35.328	183.3	6:28.566	
4	2:06.492	45.635	45.789	35.068	180.9	8:36.436	4	2:06.115	45.422	45.702	34.991	182.7	8:34.681	
5	2:06.578	45.703	45.746	35.129	181.2	10:43.014	5	2:06.951	45.267	46.162	35.522	182.4	10:41.632	
6	2:09.432	45.960	47.750	35.722	180.9	12:52.446	6	2:07.679	46.117	46.544	35.018	180.9	12:49.311	
7	2:07.063	45.909	45.760	35.394	180.3	14:59.509	7	2:06.400	45.403	45.645	35.352	179.7	14:55.711	
8	2:07.246	45.928	45.987	35.331	180.9	17:06.755	8	2:06.947	46.053	45.769	35.125	181.2	17:02.658	
9	2:07.355	45.936	46.177	35.242	179.1	19:14.110	9	2:09.102	45.537	48.118	35.447	180.9	19:11.760	
10	2:07.526	46.399	45.992	35.135	183.3	21:21.636	10	2:06.123	45.491	45.649	34.983	183.3	21:17.883	
11	2:06.635	45.576	45.786	35.273	182.7	23:28.271	11	2:06.016	45.412	45.646	34.958	182.1	23:23.899	
12	2:07.046	45.709	45.887	35.450	182.4	25:35.317	12	2:06.223	45.342	45.713	35.168	182.4	25:30.122	
13	2:08.108	46.933	45.865	35.310	179.4	27:43.425	13	2:06.258	45.597	45.689	34.972	180.6	27:36.380	





Hungaroring
Clio Cup Series
Race - 2
Analysis by Lap

CLIO CUP

SERIES

Num	Lap Time	Gap
Lap 1		
15	2:12.278	
1	2:13.766	01.488
101	2:14.453	02.175
558	2:14.690	02.412
12	2:15.000	02.722
5	2:15.372	03.094
125	2:16.088	03.810
113	2:16.150	03.872
199	2:16.818	04.540
82	2:17.175	04.897
333	2:17.608	05.330
107	2:18.028	05.750
91	2:18.379	06.101
211	2:18.745	06.467
99	2:18.939	06.661
9	2:19.152	06.874
93	2:19.315	07.037
55	2:19.567	07.289
60	2:19.729	07.451
51	2:20.192	07.914
85	2:20.686	08.408
43	2:20.899	08.621
21	2:21.864	09.586
3	2:22.464	10.186
16	2:22.800	10.522

Num	Lap Time	Gap
Lap 2		
15	2:06.171	
1	2:06.370	01.687
101	2:06.859	02.863
12	2:06.564	03.115
558	2:07.101	03.342
5	2:06.731	03.654
113	2:06.439	04.140
125	2:06.961	04.600
199	2:06.489	04.858
82	2:06.746	05.472
333	2:06.664	05.823
107	2:07.355	06.934
91	2:07.109	07.039
211	2:07.239	07.535
9	2:07.891	08.594
55	2:08.060	09.178
60	2:08.365	09.645
99	2:09.445	09.935
93	2:09.352	10.218
51	2:08.816	10.559
43	2:08.364	10.814
85	2:11.674	13.911
16	2:12.186	16.537
21	2:15.199	18.614
3	2:42.890	46.905

Num	Lap Time	Gap
Lap 3		
15	2:06.358	

Num	Lap Time	Gap
1	2:05.893	01.222
12	2:06.243	03.000
101	2:06.956	03.461
558	2:06.775	03.759
5	2:06.750	04.046
113	2:06.570	04.352
125	2:06.597	04.839
199	2:06.637	05.137
333	2:06.727	06.192
82	2:07.413	06.527
91	2:06.916	07.597
107	2:07.340	07.916
211	2:07.178	08.355
9	2:06.897	09.133
55	2:07.166	09.986
60	2:06.998	10.285
99	2:07.067	10.644
93	2:09.112	12.972
43	2:08.557	13.013
51	2:09.205	13.406
85	2:07.974	15.527
16	2:08.548	18.727
21	2:09.494	21.750

Num	Lap Time	Gap
Lap 4		
15	2:06.192	
1	2:06.067	01.097
12	2:05.541	02.349
101	2:06.066	03.335
558	2:06.115	03.682
5	2:06.099	03.953
113	2:06.183	04.343
125	2:06.298	04.945
199	2:06.492	05.437
333	2:06.606	06.606
82	2:06.874	07.209
91	2:06.347	07.752
107	2:06.849	08.573
211	2:06.907	09.070
9	2:06.960	09.901
55	2:06.542	10.336
60	2:06.868	10.961
99	2:06.967	11.419
43	2:06.722	13.543
93	2:07.090	13.870
51	2:07.765	14.979
85	2:07.263	16.598
16	2:08.237	20.772
21	2:07.878	23.436

Num	Lap Time	Gap
Lap 5		
15	2:06.147	
1	2:05.951	00.901
12	2:05.397	01.599
101	2:05.968	03.156
558	2:06.951	04.486
5	2:06.864	04.670

Num	Lap Time	Gap
113	2:06.555	04.751
125	2:06.571	05.369
199	2:06.578	05.868
333	2:06.479	06.938
82	2:06.459	07.521
91	2:06.256	07.861
107	2:06.965	09.391
211	2:06.915	09.838
9	2:06.686	10.440
55	2:07.257	11.446
60	2:07.055	11.869
99	2:07.078	12.350
43	2:07.155	14.551
93	2:07.226	14.949
51	2:08.453	17.285
85	2:07.341	17.792
16	2:08.443	23.068
21	2:08.715	26.004

Num	Lap Time	Gap
Lap 6		
15	2:05.752	
12	2:05.532	01.379
1	2:06.852	02.001
101	2:06.149	03.553
558	2:07.679	06.413
113	2:07.738	06.737
5	2:08.157	07.075
199	2:09.432	09.548
125	2:10.293	09.910
91	2:07.904	10.013
333	2:08.942	10.128
82	2:08.530	10.299
107	2:06.983	10.622
211	2:06.874	10.960
9	2:06.860	11.548
55	2:07.533	13.227
60	2:07.402	13.519
99	2:07.122	13.720
43	2:07.171	15.970
93	2:07.305	16.502
51	2:08.798	20.331
85	2:08.478	20.518
16	2:08.447	25.763
21	2:09.637	29.889

Num	Lap Time	Gap
Lap 7		
15	2:05.878	
12	2:05.560	01.061
1	2:05.543	01.666
101	2:06.391	04.066
558	2:06.400	06.935
113	2:06.282	07.141
5	2:06.155	07.352
199	2:07.063	10.733
125	2:06.921	10.953
333	2:07.980	12.230
107	2:07.792	12.536

Num	Lap Time	Gap
91	2:08.414	12.549
211	2:07.731	12.813
82	2:08.806	13.227
9	2:07.967	13.637
60	2:07.245	14.886
55	2:07.819	15.168
99	2:07.699	15.541
43	2:07.324	17.416
93	2:07.276	17.900
85	2:08.689	23.329
51	2:09.326	23.779
16	2:09.005	28.890
21	2:08.549	32.560

Num	Lap Time	Gap
Lap 8		
15	2:05.831	
12	2:05.523	00.753
1	2:05.825	01.660
101	2:06.429	04.664
558	2:06.947	08.051
5	2:06.735	08.256
113	2:07.681	08.991
125	2:06.923	12.045
199	2:07.246	12.148
333	2:06.505	12.904
107	2:06.987	13.692
91	2:08.065	14.783
211	2:08.367	15.349
82	2:08.129	15.525
9	2:07.787	15.593
60	2:07.650	16.705
55	2:08.001	17.338
99	2:07.979	17.689
43	2:06.585	18.170
93	2:07.037	19.106
85	2:07.788	25.286
51	2:08.662	26.610
16	2:10.003	33.062
21	2:08.325	35.054

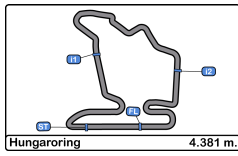
Num	Lap Time	Gap
Lap 9		
15	2:05.812	
12	2:05.589	00.530
1	2:05.783	01.631
101	2:06.585	05.437
113	2:06.952	10.131
5	2:08.635	11.079
558	2:09.102	11.341
125	2:07.065	13.298
199	2:07.355	13.691
333	2:07.030	14.122
107	2:07.042	14.922
91	2:06.321	15.292
211	2:06.685	16.222
82	2:06.953	16.666
9	2:07.323	17.104
60	2:07.278	18.171

Num	Lap Time	Gap
55	2:07.400	18.926
99	2:07.393	19.270
43	2:07.476	19.834
93	2:07.165	20.459
85	2:07.943	27.417
51	2:08.367	29.165
16	2:09.467	36.717
21	2:08.396	37.638

Num	Lap Time	Gap
Lap 10		
15	2:05.890	
12	2:05.636	00.276
1	2:05.961	01.702
101	2:06.350	05.897
113	2:06.329	10.570
5	2:05.820	11.009
558	2:06.123	11.574
125	2:07.218	14.626
333	2:06.795	15.027
199	2:07.526	15.327
107	2:06.929	15.961
91	2:06.782	16.184
211	2:06.541	16.873
82	2:06.749	17.525
9	2:06.775	17.989
60	2:07.395	19.676
55	2:07.241	20.277
99	2:07.320	20.700
43	2:07.189	21.133
93	2:07.075	21.644
85	2:07.894	29.421
51	2:08.952	32.227
16	2:08.783	39.610
21	2:08.818	40.566

Num	Lap Time	Gap
Lap 11		
12	2:05.943	
15	2:06.690	00.471
1	2:06.612	02.095
101	2:06.621	06.299
113	2:06.318	10.669
5	2:06.147	10.937
558	2:06.016	11.371
125	2:06.608	15.015
333	2:06.615	15.423
199	2:06.635	15.743
107	2:07.573	17.315
211	2:07.084	17.738
91	2:08.004	17.969
82	2:06.920	18.226
9	2:07.507	19.277
60	2:06.933	20.390
99	2:07.066	21.547
55	2:07.819	21.877
43	2:07.137	22.051
93	2:07.350	22.775
85	2:08.184	31.386





Hungaroring
Clio Cup Series
Race - 2
Analysis by Lap

CLIO CUP

SERIES

Num	Lap Time	Gap
51	2:08.800	34.808
16	2:08.881	42.272
21	2:09.748	44.095

Num	Lap Time	Gap
-----	----------	-----

Lap 12

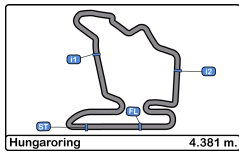
12	2:06.036	
15	2:06.137	00.572
1	2:06.219	02.278
101	2:06.754	07.017
113	2:06.038	10.671
558	2:06.223	11.558
5	2:10.229	15.130
125	2:06.972	15.951
199	2:07.046	16.753
333	2:07.587	16.974
107	2:06.935	18.214
211	2:07.269	18.971
91	2:07.426	19.359
82	2:07.435	19.625
9	2:07.078	20.319
60	2:07.201	21.555
99	2:07.126	22.637
43	2:07.381	23.396
55	2:08.544	24.385
93	2:07.972	24.711
85	2:08.059	33.409
51	2:08.715	37.487
16	2:08.682	44.918
21	2:08.404	46.463

Num	Lap Time	Gap
-----	----------	-----

Lap 13

12	2:05.850	
15	2:05.969	00.691
1	2:06.035	02.463
101	2:06.336	07.503
113	2:06.529	11.350
558	2:06.258	11.966
125	2:06.995	17.096
199	2:08.108	19.011
333	2:08.456	19.580
107	2:07.604	19.968
211	2:07.206	20.327
82	2:06.955	20.730
91	2:07.842	21.351
9	2:07.405	21.874
60	2:07.001	22.706
99	2:06.940	23.727
43	2:06.622	24.168
55	2:07.542	26.077
93	2:07.268	26.129
85	2:08.115	35.674
5	2:26.408	35.688
51	2:08.645	40.282
16	2:08.334	47.402
21	2:08.030	48.643





Hungaroring
Clio Cup Series
Race - 2

CLIO CUP

SERIES

Best Sectors Results

Sector - 1				Sector - 2				Sector - 3				Ideal Lap vs Best Lap			
Clas	Nº	Driver	Time	Nº	Driver	Time	Nº	Driver	Time	Clas	Nº	Driver	Ideal Lap	Best Lap	Clas
1	12	Gabriele Torelli	45.101	12	Gabriele Torelli	45.300	1	Anthony Jurado	34.848	1	12	Gabriele Torelli	2:05.281	2:05.397	1
2	5	Nicolas Milan	45.138	1	Anthony Jurado	45.326	12	Gabriele Torelli	34.880	2	1	Anthony Jurado	2:05.316	2:05.543	2
3	1	Anthony Jurado	45.142	15	David Pouget	45.482	15	David Pouget	34.940	3	15	David Pouget	2:05.627	2:05.752	3
4	91	Luca Franca	45.183	113	Adrian Schimpf	45.532	5	Nicolas Milan	34.958	4	5	Nicolas Milan	2:05.737	2:05.820	4
5	15	David Pouget	45.205	101	Tomas Pekar	45.601	558	Pierre Bredeaux	34.958	5	113	Adrian Schimpf	2:05.802	2:06.038	7
6	10	Tomas Pekar	45.250	91	Luca Franca	45.607	113	Adrian Schimpf	34.977	6	101	Tomas Pekar	2:05.858	2:05.968	5
7	55	René Steemetz	45.251	5	Nicolas Milan	45.641	101	Tomas Pekar	35.007	7	558	Pierre Bredeaux	2:05.870	2:06.016	6
8	55	Pierre Bredeaux	45.267	558	Pierre Bredeaux	45.645	82	Jacopo Guiseppe Cimenos	35.041	8	91	Luca Franca	2:05.912	2:06.256	8
9	11	Adrian Schimpf	45.293	125	Jerzy Spinkiewicz	45.659	199	Alejandro Schimpf	35.068	9	125	Jerzy Spinkiewicz	2:06.103	2:06.298	9
10	12	Jerzy Spinkiewicz	45.350	211	Nikola Miljkovic	45.694	211	Nikola Miljkovic	35.093	10	211	Nikola Miljkovic	2:06.214	2:06.541	13
11	43	Damiano Puccetti	45.397	199	Alejandro Schimpf	45.742	125	Jerzy Spinkiewicz	35.094	11	199	Alejandro Schimpf	2:06.270	2:06.489	12
12	9	Andreas Stucki	45.418	107	Cristian Ricciarini	45.743	9	Andreas Stucki	35.094	12	43	Damiano Puccetti	2:06.328	2:06.585	15
13	21	Nikola Miljkovic	45.427	333	Gabor Tim	45.746	93	Lantos Szabolcs	35.102	13	333	Gabor Tim	2:06.352	2:06.479	11
14	82	Jacopo Guiseppe Cimenos	45.448	43	Damiano Puccetti	45.806	55	René Steemetz	35.119	14	82	Jacopo Guiseppe Cimenos	2:06.406	2:06.459	10
15	19	Alejandro Schimpf	45.460	99	Guillaume Maio	45.812	91	Luca Franca	35.122	15	9	Andreas Stucki	2:06.429	2:06.686	16
16	33	Gabor Tim	45.481	60	Leonardo Arduini	45.847	333	Gabor Tim	35.125	16	55	René Steemetz	2:06.542	2:06.542	14
17	60	Leonardo Arduini	45.558	9	Andreas Stucki	45.917	43	Damiano Puccetti	35.125	17	107	Cristian Ricciarini	2:06.544	2:06.849	17
18	10	Cristian Ricciarini	45.595	82	Jacopo Guiseppe Cimenos	45.917	85	Benjamin Cauvas	35.188	18	60	Leonardo Arduini	2:06.672	2:06.868	18
19	85	Benjamin Cauvas	45.616	21	Stephan Polderman	45.996	16	Lionel Viguier	35.197	19	99	Guillaume Maio	2:06.711	2:06.940	19
20	99	Guillaume Maio	45.641	93	Lantos Szabolcs	46.015	107	Cristian Ricciarini	35.206	20	93	Lantos Szabolcs	2:06.822	2:07.037	20
21	93	Lantos Szabolcs	45.705	51	Henrik Seibel	46.071	99	Guillaume Maio	35.258	21	85	Benjamin Cauvas	2:06.997	2:07.263	21
22	16	Lionel Viguier	45.762	55	René Steemetz	46.172	60	Leonardo Arduini	35.267	22	21	Stephan Polderman	2:07.263	2:07.878	23
23	21	Stephan Polderman	45.900	85	Benjamin Cauvas	46.193	21	Stephan Polderman	35.367	23	51	Henrik Seibel	2:07.664	2:07.765	22
24	51	Henrik Seibel	46.130	16	Lionel Viguier	46.785	51	Henrik Seibel	35.463	24	16	Lionel Viguier	2:07.744	2:08.237	24
25	3	Daniel Nyffeler	46.793	3	Daniel Nyffeler	48.691	3	Daniel Nyffeler	35.765	25	3	Daniel Nyffeler	2:11.249	2:22.464	25








Hungaroring
Clio Cup Series
Race - 2
Leader Sequence

CLIO CUP

SERIES

N°	Driver	Nat	Cat	Clas	Team	Nat	Group	Start Lap	End Lap	Laps	Total Laps
15	David Pouget	 FRA			GPA Racing	 FRA	EUR & FRA	1	10	10	10
12	Gabriele Torelli	 ITA			Rangoni Corse	 ITA	EUR & MID	11	13	3	3





Hungaroring

Clio Cup Series

Race - 2

Best 5 Lap Times

CLIO CUP SERIES

Cls	N°	Driver	Nat	Cat	Cls	Team	Nat	Group	Best 1		Best 2		Best 3		Best 4		Best 5	
									Time	Lap	Time	Lap	Time	Lap	Time	Lap	Time	Lap
1	12	Gabriele Torelli	ITA			Rangoni Corse	ITA	EUR & MID	2:05.397	5	2:05.523	8	2:05.532	6	2:05.541	4	2:05.560	7
2	1	Anthony Jurado	FRA			Milan Competition	FRA	EUR & MID	2:05.543	7	2:05.783	9	2:05.825	8	2:05.893	3	2:05.951	5
3	15	David Pouget	FRA			GPA Racing	FRA	EUR & FRA	2:05.752	6	2:05.812	9	2:05.831	8	2:05.878	7	2:05.890	10
4	5	Nicolas Milan	FRA			Milan Competition	FRA	EUR & FRA	2:05.820	10	2:06.099	4	2:06.147	11	2:06.155	7	2:06.731	2
5	101	Tomas Pekar	CZE			Carpek Racing	CZE	EUR & MID	2:05.968	5	2:06.066	4	2:06.149	6	2:06.336	13	2:06.350	10
6	558	Pierre Bredeaux	FRA	CHA	1	Comte Racing Team	FRA	EUR	2:06.016	11	2:06.115	4	2:06.123	10	2:06.223	12	2:06.258	13
7	113	Adrian Schimpf	ESP	CHA	2	AST Competition	ESP	EUR & ESP	2:06.038	12	2:06.183	4	2:06.282	7	2:06.318	11	2:06.329	10
8	91	Luca Franca	ITA	RAC	1	MC Motortecnica	ITA	EUR & ITA	2:06.256	5	2:06.321	9	2:06.347	4	2:06.782	10	2:06.916	3
9	125	Jerzy Spinkiewicz	POL			UNIQ Racing	POL	EUR & ITA	2:06.298	4	2:06.571	5	2:06.597	3	2:06.608	11	2:06.921	7
10	82	Jacopo Guisepe	ITA	CHA	3	ESSECORSE	ITA	EUR & ITA	2:06.459	5	2:06.746	2	2:06.749	10	2:06.874	4	2:06.920	11
11	333	Gabor Tim	HUN	CHA	4	GM Sport	FRA	EUR & MID	2:06.479	5	2:06.505	8	2:06.606	4	2:06.615	11	2:06.664	2
12	199	Alejandro Schimpf	ESP	CHA	5	AST Competition	ESP	EUR & ESP	2:06.489	2	2:06.492	4	2:06.578	5	2:06.635	11	2:06.637	3
13	211	Nikola Miljkovic	SRB	CHA	6	Tempo Racing Team	SRB	EUR & MID	2:06.541	10	2:06.685	9	2:06.874	6	2:06.907	4	2:06.915	5
14	55	René Steemetz	NLD	RAC	2	AST Competition	ESP	EUR & MID	2:06.542	4	2:07.166	3	2:07.241	10	2:07.257	5	2:07.400	9
15	43	Damiano Puccetti	ITA	CHA	7	Rangoni Corse	ITA	EUR & MID	2:06.585	8	2:06.622	13	2:06.722	4	2:07.137	11	2:07.155	5
16	9	Andreas Stucki	CHE			Stucki Motorsport	CHE	MID	2:06.686	5	2:06.775	10	2:06.860	6	2:06.897	3	2:06.960	4
17	107	Cristian Ricciarini	ITA			ESSECORSE	ITA	EUR & ITA	2:06.849	4	2:06.929	10	2:06.935	12	2:06.965	5	2:06.983	6
18	60	Leonardo Arduini	ITA	CHA	8	MC Motortecnica	ITA	EUR & ITA	2:06.868	4	2:06.933	11	2:06.998	3	2:07.001	13	2:07.055	5
19	99	Guillaume Maio	FRA	CHA	9	GM Sport	FRA	EUR & MID	2:06.940	13	2:06.967	4	2:07.066	11	2:07.067	3	2:07.078	5
20	93	Lantos Szabolcs	CZE	CHA	10	Carpek Racing	CZE	MID	2:07.037	8	2:07.075	10	2:07.090	4	2:07.165	9	2:07.226	5
21	85	Benjamin Cauvas	FRA	RAC	3	GPA Racing	FRA	EUR	2:07.263	4	2:07.341	5	2:07.788	8	2:07.894	10	2:07.943	9
22	51	Henrik Seibel	DEU	CHA	11	Carpek Racing	CZE	MID	2:07.765	4	2:08.367	9	2:08.453	5	2:08.645	13	2:08.662	8
23	21	Stephan Polderman	NLD	RAC	4	AST Competition	ESP	EUR & MID	2:07.878	4	2:08.030	13	2:08.325	8	2:08.396	9	2:08.404	12
24	16	Lionel Viguier	FRA	RAC	5	T2CM	FRA	EUR & FRA	2:08.237	4	2:08.334	13	2:08.443	5	2:08.447	6	2:08.548	3
25	3	Daniel Nyffeler	CHE	CHA	12	Stucki Motorsport	CHE	MID	2:22.464	1	2:42.890	2						





Hungaroring
Clio Cup Series
Race - 2

CLIO CUP

SERIES

Best 5 Top Speeds

Clas	N°	Driver	Nat	Cat	Cls	Team	Nat	Group	Top 1		Top 2		Top 3		Top 4		Top 5		Avg
									Km/h	Lap	Km/h	Lap	Km/h	Lap	Km/h	Lap	Km/h	Lap	
1	55	René Steemetz		RAC	1	AST Competition		EUR & MID	185.8	2	184.9	8	184.3	12	183.6	5	183.3	3	184.4
2	60	Leonardo Arduini		CHA	1	MC Motortecnica		EUR & ITA	184.9	2	184.3	7	183.3	3	183.0	8	182.7	6	183.6
3	82	Jacopo Guiseppe		CHA	2	ESSECORSE		EUR & ITA	184.9	12	183.9	2	183.9	13	183.6	8	183.6	10	184.0
4	16	Lionel Viguiet		RAC	2	T2CM		EUR & FRA	184.6	2	180.0	8	179.7	11	179.7	12	179.4	9	180.6
5	12	Gabriele Torelli				Rangoni Corse		EUR & MID	184.3	2	183.3	11	182.4	10	182.1	6	181.8	3	182.8
6	5	Nicolas Milan				Milan Competition		EUR & FRA	183.9	3	183.9	5	183.6	4	183.6	9	183.0	2	183.6
7	9	Andreas Stucki				Stucki Motorsport		MID	183.9	2	183.3	10	183.0	8	182.1	5	182.1	6	182.9
8	91	Luca Franca		RAC	3	MC Motortecnica		EUR & ITA	183.9	2	183.6	10	183.3	5	182.1	6	181.5	4	182.9
9	43	Damiano Puccetti		CHA	3	Rangoni Corse		EUR & MID	183.3	2	182.7	9	182.4	10	182.4	12	182.1	3	182.6
10	125	Jerzy Spinkiewicz				UNIQ Racing		EUR & ITA	183.3	8	182.7	3	182.7	4	182.4	6	182.4	7	182.7
11	199	Alejandro Schimpf		CHA	4	AST Competition		EUR & ESP	183.3	10	182.7	11	182.4	12	182.1	2	182.1	3	182.5
12	558	Pierre Bredeaux		CHA	5	Comte Racing Team		EUR	183.3	3	183.3	10	183.0	2	182.7	4	182.4	5	182.9
13	113	Adrian Schimpf		CHA	6	AST Competition		EUR & ESP	183.0	3	182.1	8	181.2	6	180.9	4	180.3	7	181.5
14	211	Nikola Miljkovic		CHA	7	Tempo Racing Team		EUR & MID	183.0	7	182.7	12	182.4	2	182.4	8	182.1	5	182.5
15	107	Cristian Ricciarini				ESSECORSE		EUR & ITA	182.7	2	182.7	10	182.1	7	181.8	4	181.5	5	182.1
16	85	Benjamin Cauvas		RAC	4	GPA Racing		EUR	182.4	2	182.1	6	181.8	7	180.0	5	179.7	4	181.2
17	99	Guillaume Maio		CHA	8	GM Sport		EUR & MID	182.4	2	181.8	11	181.2	3	181.2	9	180.9	4	181.5
18	1	Anthony Jurado				Milan Competition		EUR & MID	181.8	10	181.5	7	181.2	6	181.2	9	180.9	12	181.3
19	3	Daniel Nyffeler		CHA	9	Stucki Motorsport		MID	181.8	2	166.9	1							174.3
20	15	David Pouget				GPA Racing		EUR & FRA	181.8	12	181.8	13	180.3	11	180.0	10	179.4	6	180.6
21	21	Stephan Polderman		RAC	5	AST Competition		EUR & MID	181.8	2	180.3	10	179.1	6	179.1	12	178.8	9	179.8
22	51	Henrik Seibel		CHA	10	Carpek Racing		MID	181.8	2	180.3	7	180.3	8	180.0	4	179.4	3	180.3
23	93	Lantos Szabolcs		CHA	11	Carpek Racing		MID	181.8	13	180.9	5	180.6	7	180.6	10	180.3	9	180.8
24	101	Tomas Pekar				Carpek Racing		EUR & MID	181.5	2	181.5	4	181.2	5	180.9	6	180.6	3	181.1
25	333	Gabor Tim		CHA	12	GM Sport		EUR & MID	181.5	2	181.2	11	180.9	10	180.9	12	180.6	3	181.0





Hungaroring
Clio Cup Series
Race - 2

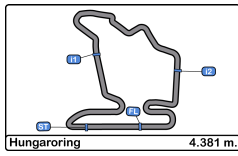
CLIO CUP

SERIES

Fastest Laps Sequence

Lap	Time of Day	Session Time	N° Driver	Nat	Cat	Team	Nat	Group	Time	Km/h
2	17:43:14.729	4:18.729	15 David Pouget		FRA	GPA Racing		EUR & FRA	2:06.171	125.0
3	17:45:22.309	6:26.309	1 Anthony Jurado		FRA	Milan Competition		EUR & MID	2:05.893	125.2
4	17:47:29.628	8:33.628	12 Gabriele Torelli		ITA	Rangoni Corse		EUR & MID	2:05.541	125.6
5	17:49:35.025	10:39.025	12 Gabriele Torelli		ITA	Rangoni Corse		EUR & MID	2:05.397	125.7





Hungaroring
Clio Cup Series
Race - 2

CLIO CUP

SERIES

Event Best Maximum Speed

N°	Driver	Nat	Cat	Clas	Team	Nat	Group	Km/h	Session
82	Jacopo Guiseppe	ITA	CHA	1	ESSECORSE	ITA	EUR & ITA	186.2	Collective Test 1
1	Anthony Jurado	FRA			Milan Competition	FRA	EUR & MID	185.8	Collective Test 1
55	René Steemetz	NLD	RAC	1	AST Competition	ESP	EUR & MID	185.8	Race - 2
60	Leonardo Arduini	ITA	CHA	2	MC Motorcnica	ITA	EUR & ITA	185.5	Collective Test 1
199	Alejandro Schimpf	ESP	CHA	3	AST Competition	ESP	EUR & ESP	185.5	Race - 1
113	Adrian Schimpf	ESP	CHA	4	AST Competition	ESP	EUR & ESP	184.9	Collective Test 2
21	Stephan Polderman	NLD	RAC	2	AST Competition	ESP	EUR & MID	184.9	Collective Test 2
91	Luca Franca	ITA	RAC	3	MC Motorcnica	ITA	EUR & ITA	184.9	Race - 1
101	Tomas Pekar	CZE			Carpek Racing	CZE	EUR & MID	184.9	Qualifying - 2
558	Pierre Bredeaux	FRA	CHA	5	Comte Racing Team	FRA	EUR	184.6	Collective Test 1
5	Nicolas Milan	FRA			Milan Competition	FRA	EUR & FRA	184.6	Collective Test 1
16	Lionel Viguier	FRA	RAC	4	T2CM	FRA	EUR & FRA	184.6	Collective Test 2
107	Cristian Ricciarini	ITA			ESSECORSE	ITA	EUR & ITA	184.3	Qualifying - 1
211	Nikola Miljkovic	SRB	CHA	6	Tempo Racing Team	SRB	EUR & MID	184.3	Race - 1
12	Gabriele Torelli	ITA			Rangoni Corse	ITA	EUR & MID	184.3	Race - 2
125	Jerzy Spinkiewicz	POL			UNIQ Racing	POL	EUR & ITA	183.9	Qualifying - 1
15	David Pouget	FRA			GPA Racing	FRA	EUR & FRA	183.9	Qualifying - 2
9	Andreas Stucki	CHE			Stucki Motorsport	CHE	MID	183.9	Race - 2
333	Gabor Tim	HUN	CHA	7	GM Sport	FRA	EUR & MID	183.6	Race - 1
93	Lantos Szabolcs	CZE	CHA	8	Carpek Racing	CZE	MID	183.3	Collective Test 1
43	Damiano Puccetti	ITA	CHA	9	Rangoni Corse	ITA	EUR & MID	183.3	Race - 2
3	Daniel Nyffeler	CHE	CHA	10	Stucki Motorsport	CHE	MID	183.0	Collective Test 1
85	Benjamin Cauvas	FRA	RAC	5	GPA Racing	FRA	EUR	183.0	Collective Test 2
99	Guillaume Maio	FRA	CHA	11	GM Sport	FRA	EUR & MID	182.7	Race - 1
51	Henrik Seibel	DEU	CHA	12	Carpek Racing	CZE	MID	181.8	Race - 2





Hungaroring
Clio Cup Series
Race - 2
Lap Chart

CLIO CUP

SERIES

LAP

Nr	Pos	Grid	1	2	3	4	5	6	7	8	9	10	11	12	13
15	1	15	15	15	15	15	15	15	15	15	15	15	12	12	12
12	2	12	1	1	1	1	1	12	12	12	12	12	15	15	15
1	3	1	101	101	12	12	12	1	1	1	1	1	1	1	1
558	4	558	558	12	101	101	101	101	101	101	101	101	101	101	101
91	5	91	12	558	558	558	558	558	558	558	113	113	113	113	113
101	6	101	5	5	5	5	5	113	113	5	5	5	5	558	558
125	7	125	125	113	113	113	113	5	5	113	558	558	558	5	125
5	8	5	113	125	125	125	125	199	199	125	125	125	125	125	199
113	9	113	199	199	199	199	199	125	125	199	199	333	333	199	333
82	10	82	82	82	333	333	333	91	333	333	333	199	199	333	107
333	11	333	333	333	82	82	82	333	107	107	107	107	107	107	211
107	12	107	107	107	91	91	91	82	91	91	91	91	211	211	82
199	13	199	91	91	107	107	107	107	211	211	211	211	91	91	91
93	14	93	211	211	211	211	211	211	82	82	82	82	82	82	9
211	15	211	99	9	9	9	9	9	9	9	9	9	9	9	60
43	16	43	9	55	55	55	55	55	60	60	60	60	60	60	99
99	17	99	93	60	60	60	60	60	55	55	55	55	99	99	43
9	18	9	55	99	99	99	99	99	99	99	99	99	55	43	55
55	19	55	60	93	93	43	43	43	43	43	43	43	43	55	93
60	20	60	51	51	43	93	93	93	93	93	93	93	93	93	85
16	21	16	85	43	51	51	51	51	85	85	85	85	85	85	5
85	22	85	43	85	85	85	85	85	51	51	51	51	51	51	51
21	23	21	21	16	16	16	16	16	16	16	16	16	16	16	16
51	24	51	3	21	21	21	21	21	21	21	21	21	21	21	21
3	25	3	16	3											



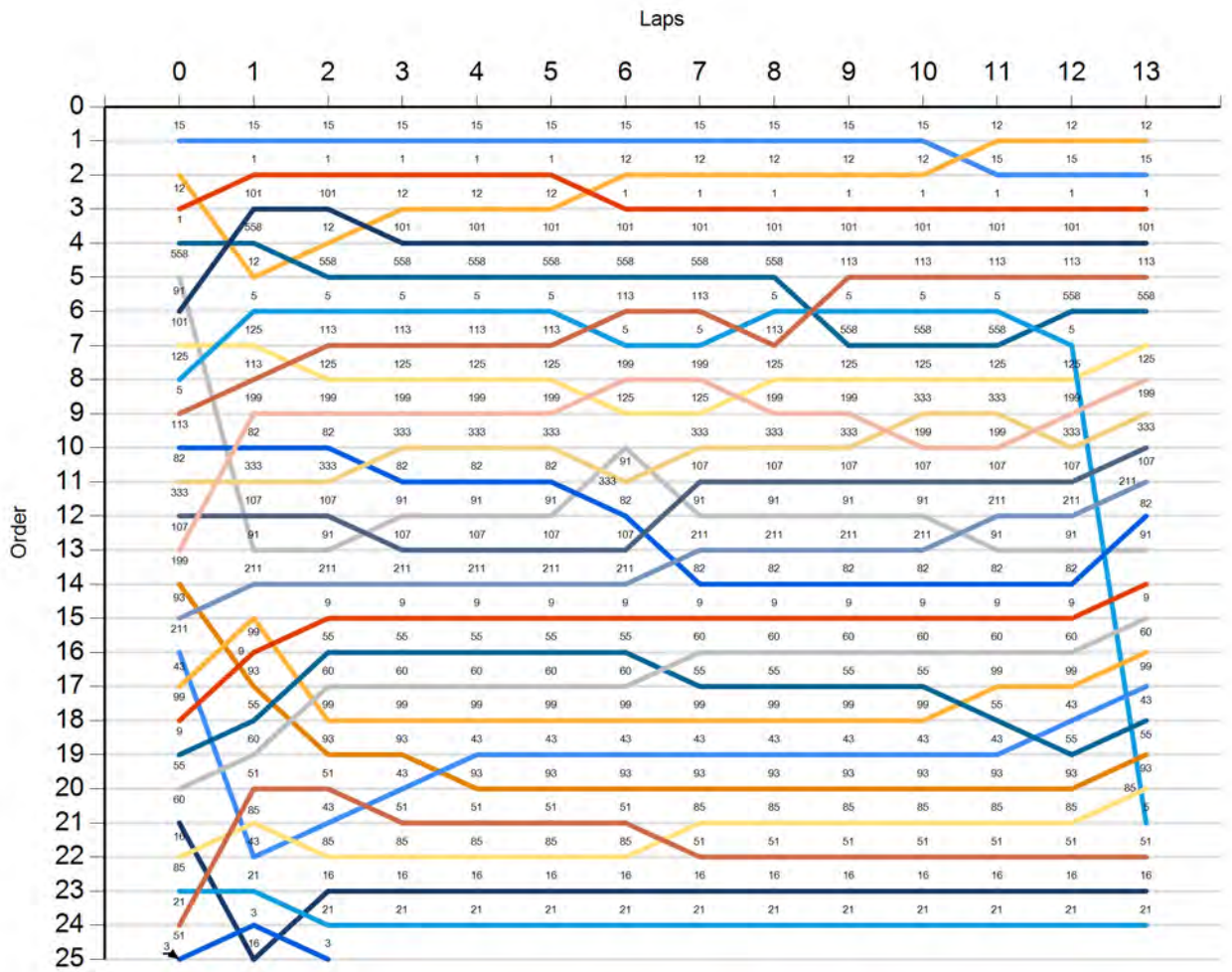


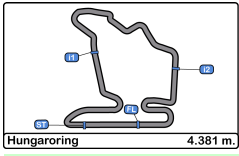
Hungaroring
Clio Cup Series
Race - 2
Graphic Lap Chart

CLIO CUP

SERIES

- 15
- 12
- 1
- 558
- 91
- 101
- 125
- 5
- 113
- 82
- 333
- 107
- 199
- 93
- 211
- 43
- 99
- 9
- 55
- 60
- 16
- 85
- 21
- 51
- 3





Hungaroring
Clio Cup Series
Race - 2
Pit Stop Analysis

CLIO CUP

SERIES

Or d.	Nr.	In Day Time	Driver	Nat	Cat	Team	Nat	Group	In Time	Stop N°	Pit Time	Handicap	Dif.
1	5	18:04:27.060	Nicolas Milan	 FRA		Milan Competition	 FRA	EUR & FRA	25:30.780	1	26.919		

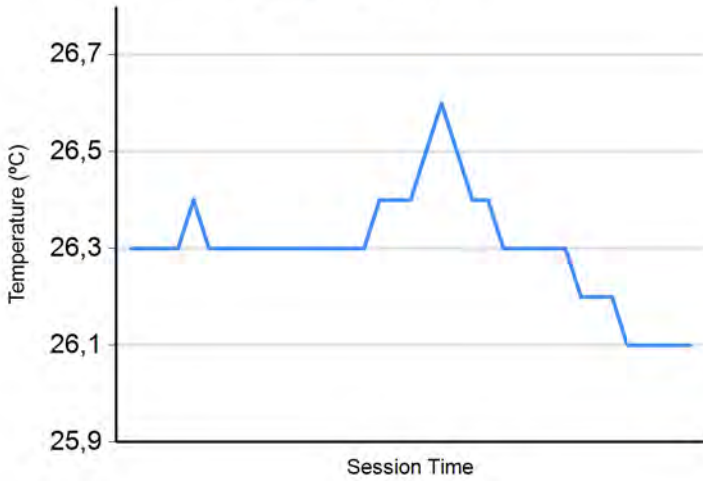




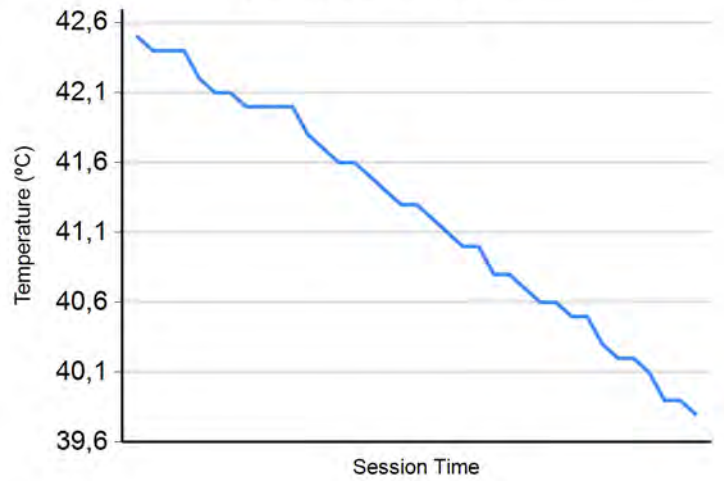
Hungaroring
Clio Cup Series
Race - 2
Weather Report

CLIO CUP SERIES

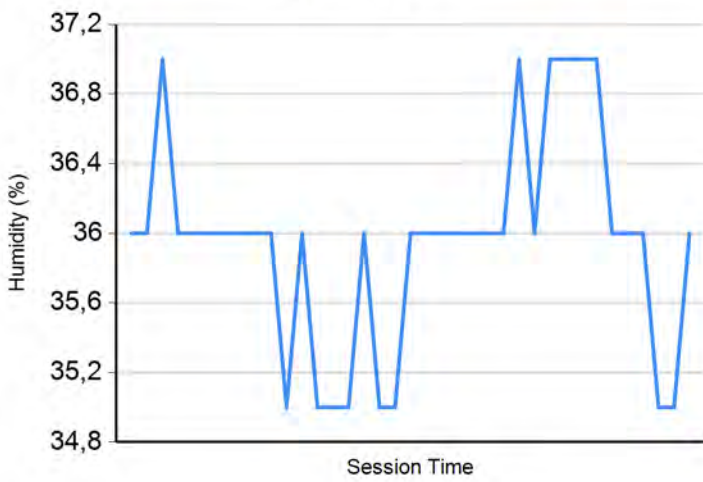
Air Temperature



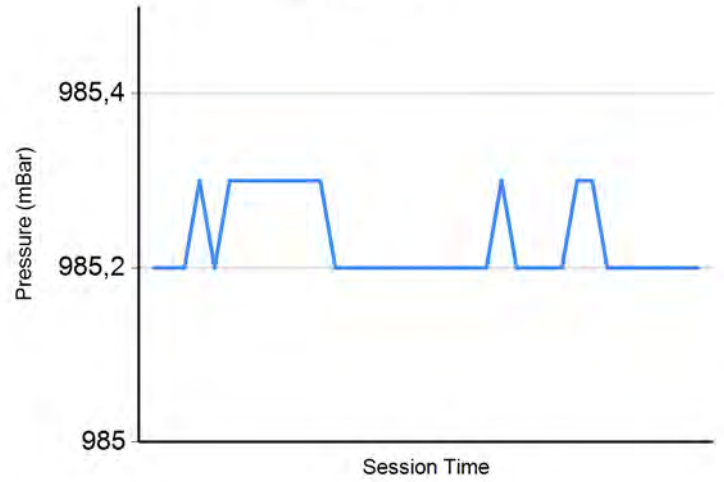
Track Temperature



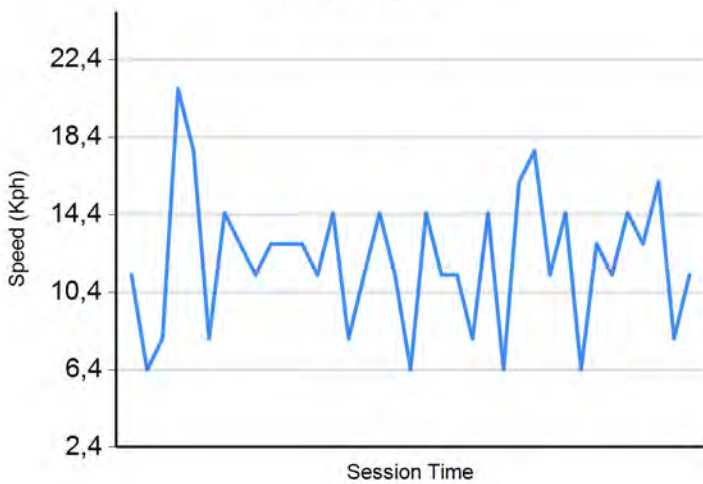
Humidity



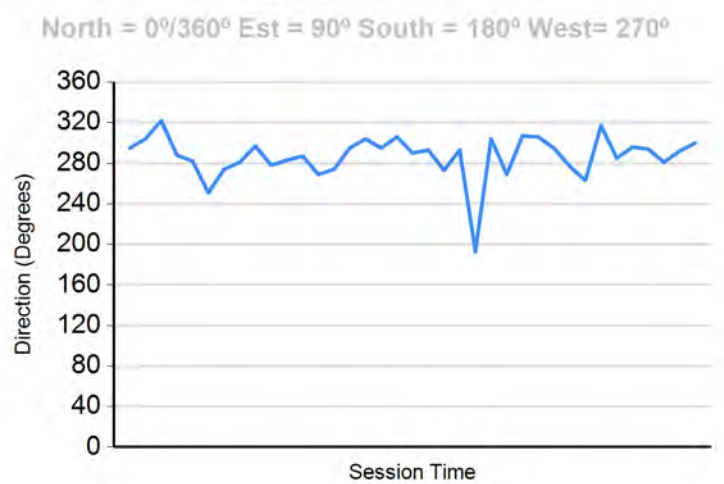
Pressure

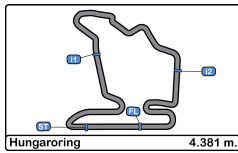


Wind Speed



Wind direction





Hungaroring
Clio Cup Series
Race - 2

CLIO CUP

SERIES

Provisional Results Amended

Clas	Nº	Driver	Nat	Cat	Clas	Team	Nat	Group	Laps	Total Time	Gap	Interval	Km/h	Best	Time	Km/h
1	12	Gabriele Torelli	ITA			Rangoni Corse	ITA	EUR & MID	13	27:24.414			124.6	5	2:05.397	125.7
2	15	David Pouget	FRA			GPA Racing	FRA	EUR & FRA	13	27:25.105	0.691	0.691	124.6	6	2:05.752	125.4
3	1*	Anthony Jurado	FRA			Milan Competition	FRA	EUR & MID	13	27:31.877	7.463	6.772	124.1	7	2:05.543	125.6
4	101	Tomas Pekar	CZE			Carpek Racing	CZE	EUR & MID	13	27:31.917	7.503	0.040	124.1	5	2:05.968	125.2
5	113	Adrian Schimpf	ESP	CHA	1	AST Competition	ESP	EUR & ESP	13	27:35.764	11.350	3.847	123.8	12	2:06.038	125.1
6	558	Pierre Bredeaux	FRA	CHA	2	Comte Racing Team	FRA	EUR	13	27:36.380	11.966	0.616	123.7	11	2:06.016	125.1
7	199	Alejandro Schimpf	ESP	CHA	3	AST Competition	ESP	EUR & ESP	13	27:43.425	19.011	7.045	123.2	2	2:06.489	124.6
8	333	Gabor Tim	HUN	CHA	4	GM Sport	FRA	EUR & MID	13	27:43.994	19.580	0.569	123.2	5	2:06.479	124.6
9	107	Cristian Ricciarini	ITA			ESSECORSE	ITA	EUR & ITA	13	27:44.382	19.968	0.388	123.1	4	2:06.849	124.3
10	211	Nikola Miljkovic	SRB	CHA	5	Tempo Racing Team	SRB	EUR & MID	13	27:44.741	20.327	0.359	123.1	10	2:06.541	124.6
11	82	Jacopo Guiseppe Cimenes	ITA	CHA	6	ESSECORSE	ITA	EUR & ITA	13	27:45.144	20.730	0.403	123.1	5	2:06.459	124.7
12	91	Luca Franca	ITA	RAC	1	MC Motorcnica	ITA	EUR & ITA	13	27:45.765	21.351	0.621	123.0	5	2:06.256	124.9
13	9	Andreas Stucki	CHE			Stucki Motorsport	CHE	MID	13	27:46.288	21.874	0.523	123.0	5	2:06.686	124.4
14	60	Leonardo Arduini	ITA	CHA	7	MC Motorcnica	ITA	EUR & ITA	13	27:47.120	22.706	0.832	122.9	4	2:06.868	124.3
15	99	Guillaume Maio	FRA	CHA	8	GM Sport	FRA	EUR & MID	13	27:48.141	23.727	1.021	122.9	13	2:06.940	124.2
16	93	Lantos Szabolcs	CZE	CHA	9	Carpek Racing	CZE	MID	13	27:50.543	26.129	2.402	122.7	8	2:07.037	124.1
17	125*	Jerzy Spinkiewicz	POL			UNIQ Racing	POL	EUR & ITA	13	27:51.510	27.096	0.967	122.6	4	2:06.298	124.8
18	43*	Damiano Puccetti	ITA	CHA	10	Rangoni Corse	ITA	EUR & MID	13	27:53.582	29.168	2.072	122.5	8	2:06.585	124.5
19	85	Benjamin Cauvas	FRA	RAC	2	GPA Racing	FRA	EUR	13	28:00.088	35.674	6.506	122.0	4	2:07.263	123.9
20	5	Nicolas Milan	FRA			Milan Competition	FRA	EUR & FRA	13	28:00.102	35.688	0.014	122.0	10	2:05.820	125.3
21	55*	René Steemetz	NLD	RAC	3	AST Competition	ESP	EUR & MID	13	28:00.491	36.077	0.389	122.0	4	2:06.542	124.6
22	51	Henrik Seibel	DEU	CHA	11	Carpek Racing	CZE	MID	13	28:04.696	40.282	4.205	121.7	4	2:07.765	123.4
23	16	Lionel Viguier	FRA	RAC	4	T2CM	FRA	EUR & FRA	13	28:11.816	47.402	7.120	121.1	4	2:08.237	122.9
24	21*	Stephan Polderman	NLD	RAC	5	AST Competition	ESP	EUR & MID	13	28:23.057	58.643	11.241	120.3	4	2:07.878	123.3

Not classified: (Requirements: 90% of number laps of leader = 12 Laps)

3	Daniel Nyffeler	CHE	CHA	Stucki Motorsport	CHE	MID	2	5:05.354	11 Laps	11 Laps	103.3	1	2:22.464	110.7
---	-----------------	-----	-----	-------------------	-----	-----	---	----------	---------	---------	-------	---	----------	-------

Fastest lap Gabriele Torelli in 2:05.397 at 125.7 Km/h in lap 5

*** PENALTIES**

10 SEC PENALTY TO CARS 125-55-21 - JUMP START

DRIVE THROUGH TO CAR 5 - CAUSED COLLISION DONE DURING THE RACE

5 SEC PENALTY TO CAR 1 FOR DISRESPECTING TL

5 SEC PENALTY TO CAR 43 FOR DISRESPECTING TL

Published at:.....

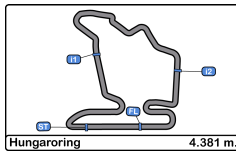
Track Temp: 39.8 °C Air Temp: 26.1 °C Humidity: 36 % Track Status: DRY

Race Director:

Timekeeper:

Luis Garcia
 JOB-1605-ESP/M





Hungaroring
Clio Cup Series
Race - 2
Final Results

CLIO CUP

SERIES

Clas	Nº	Driver	Nat	Cat	Clas	Team	Nat	Group	Laps	Total Time	Gap	Interval	Km/h	Best	Time	Km/h
1	12	Gabriele Torelli	ITA			Rangoni Corse	ITA	EUR & MID	13	27:24.414			124.6	5	2:05.397	125.7
2	15	David Pouget	FRA			GPA Racing	FRA	EUR & FRA	13	27:25.105	0.691	0.691	124.6	6	2:05.752	125.4
3	101	Tomas Pekar	CZE			Carpek Racing	CZE	EUR & MID	13	27:31.917	7.503	6.812	124.1	5	2:05.968	125.2
4	113	Adrian Schimpf	ESP	CHA	1	AST Competition	ESP	EUR & ESP	13	27:35.764	11.350	3.847	123.8	12	2:06.038	125.1
5	558	Pierre Bredeaux	FRA	CHA	2	Comte Racing Team	FRA	EUR	13	27:36.380	11.966	0.616	123.7	11	2:06.016	125.1
6	1*	Anthony Jurado	FRA			Milan Competition	FRA	EUR & MID	13	27:36.877	12.463	0.497	123.7	7	2:05.543	125.6
7	333	Gabor Tim	HUN	CHA	3	GM Sport	FRA	EUR & MID	13	27:43.994	19.580	7.117	123.2	5	2:06.479	124.6
8	107	Cristian Ricciarini	ITA			ESSECORSE	ITA	EUR & ITA	13	27:44.382	19.968	0.388	123.1	4	2:06.849	124.3
9	199*	Alejandro Schimpf	ESP	CHA	4	AST Competition	ESP	EUR & ESP	13	27:44.425	20.011	0.043	123.1	2	2:06.489	124.6
10	211	Nikola Miljkovic	SRB	CHA	5	Tempo Racing Team	SRB	EUR & MID	13	27:44.741	20.327	0.316	123.1	10	2:06.541	124.6
11	82	Jacopo Guiseppe Cimenes	ITA	CHA	6	ESSECORSE	ITA	EUR & ITA	13	27:45.144	20.730	0.403	123.1	5	2:06.459	124.7
12	91	Luca Franca	ITA	RAC	1	MC Motorcnica	ITA	EUR & ITA	13	27:45.765	21.351	0.621	123.0	5	2:06.256	124.9
13	9	Andreas Stucki	CHE			Stucki Motorsport	CHE	MID	13	27:46.288	21.874	0.523	123.0	5	2:06.686	124.4
14	60	Leonardo Arduini	ITA	CHA	7	MC Motorcnica	ITA	EUR & ITA	13	27:47.120	22.706	0.832	122.9	4	2:06.868	124.3
15	99	Guillaume Maio	FRA	CHA	8	GM Sport	FRA	EUR & MID	13	27:48.141	23.727	1.021	122.9	13	2:06.940	124.2
16	93	Lantos Szabolcs	CZE	CHA	9	Carpek Racing	CZE	MID	13	27:50.543	26.129	2.402	122.7	8	2:07.037	124.1
17	125*	Jerzy Spinkiewicz	POL			UNIQ Racing	POL	EUR & ITA	13	27:51.510	27.096	0.967	122.6	4	2:06.298	124.8
18	43*	Damiano Puccetti	ITA	CHA	10	Rangoni Corse	ITA	EUR & MID	13	27:53.582	29.168	2.072	122.5	8	2:06.585	124.5
19	85	Benjamin Cauvas	FRA	RAC	2	GPA Racing	FRA	EUR	13	28:00.088	35.674	6.506	122.0	4	2:07.263	123.9
20	5	Nicolas Milan	FRA			Milan Competition	FRA	EUR & FRA	13	28:00.102	35.688	0.014	122.0	10	2:05.820	125.3
21	55*	René Steemetz	NLD	RAC	3	AST Competition	ESP	EUR & MID	13	28:00.491	36.077	0.389	122.0	4	2:06.542	124.6
22	51	Henrik Seibel	DEU	CHA	11	Carpek Racing	CZE	MID	13	28:04.696	40.282	4.205	121.7	4	2:07.765	123.4
23	16	Lionel Viguier	FRA	RAC	4	T2CM	FRA	EUR & FRA	13	28:11.816	47.402	7.120	121.1	4	2:08.237	122.9
24	21*	Stephan Polderman	NLD	RAC	5	AST Competition	ESP	EUR & MID	13	28:23.057	58.643	11.241	120.3	4	2:07.878	123.3

Not classified: (Requirements: 90% of number laps of leader = 12 Laps)

3	Daniel Nyffeler	CHE	CHA	Stucki Motorsport	CHE	MID	2	5:05.354	11 Laps	11 Laps	103.3	1	2:22.464	110.7
---	-----------------	-----	-----	-------------------	-----	-----	---	----------	---------	---------	-------	---	----------	-------

Fastest lap Gabriele Torelli in 2:05.397 at 125.7 Km/h in lap 5

*** PENALTIES**

10 SEC PENALTY TO CARS 125-55-21 - JUMP START

DRIVE THROUGH TO CAR 5 - CAUSED COLLISION DONE DURING THE RACE

5 SEC PENALTY TO CAR 1 FOR DISRESPECTING TL

5 SEC PENALTY TO CAR 43 FOR DISRESPECTING TL

5 SEC PENALTY TO CAR 1 - STEWARDS DECISION NUMBER 10

1 SEC PENALTY TO CAR 199 - STEWARDS DECISION NUMBER 11

Published at:.....

Track Temp: 39.8 °C Air Temp: 26.1 °C Humidity: 36 % Track Status: DRY

Stewards:

Timekeeper:

Luis Garcia
 JOB-1605-ESP/M

