



Hungaroring
Clio Cup Series
Qualifying - 2
Provisional Results

CLIO CUP SERIES

| Clas | Nº | Driver | Nat | Cat | Clas | Team | Nat | Class | Clas | Laps | Best | Time | Gap | Interval | Km/h |
|------|-----|-------------------------|-----|-----|------|-------------------|-----|-----------|------|------|------|----------|-------|----------|-------|
| 1 | 15 | David Pouget | | | | GPA Racing | | EUR & FRA | 1 | 4 | 3 | 2:05.044 | | | 126.1 |
| 2 | 12 | Gabriele Torelli | | | | Rangoni Corse | | EUR & MID | 1 | 7 | 5 | 2:05.080 | 0.036 | 0.036 | 126.0 |
| 3 | 1 | Anthony Jurado | | | | Milan Competition | | EUR & MID | 2 | 6 | 4 | 2:05.468 | 0.424 | 0.388 | 125.7 |
| 4 | 558 | Pierre Bredeaux | | CHA | 1 | Comte Racing Team | | EUR | 1 | 8 | 5 | 2:05.477 | 0.433 | 0.009 | 125.6 |
| 5 | 91 | Luca Franca | | RAC | 1 | MC Motorcnica | | EUR & ITA | 1 | 8 | 3 | 2:05.511 | 0.467 | 0.034 | 125.6 |
| 6 | 5 | Nicolas Milan | | | | Milan Competition | | EUR & FRA | 2 | 8 | 6 | 2:05.513 | 0.469 | 0.002 | 125.6 |
| 7 | 101 | Tomas Pekar | | | | Carpek Racing | | EUR & MID | 3 | 7 | 4 | 2:05.567 | 0.523 | 0.054 | 125.6 |
| 8 | 125 | Jerzy Spinkiewicz | | | | UNIQ Racing | | EUR & ITA | 2 | 8 | 4 | 2:05.568 | 0.524 | 0.001 | 125.6 |
| 9 | 113 | Adrian Schimpf | | CHA | 2 | AST Competition | | EUR & ESP | 1 | 8 | 6 | 2:05.577 | 0.533 | 0.009 | 125.5 |
| 10 | 82 | Jacopo Guiseppa Cimenes | | CHA | 3 | ESSECORSE | | EUR & ITA | 3 | 9 | 4 | 2:05.776 | 0.732 | 0.199 | 125.3 |
| 11 | 333 | Gabor Tim | | CHA | 4 | GM Sport | | EUR & MID | 4 | 8 | 3 | 2:06.016 | 0.972 | 0.240 | 125.1 |
| 12 | 107 | Cristian Ricciarini | | | | ESSECORSE | | EUR & ITA | 4 | 9 | 4 | 2:06.028 | 0.984 | 0.012 | 125.1 |
| 13 | 199 | Alejandro Schimpf | | CHA | 5 | AST Competition | | EUR & ESP | 2 | 9 | 3 | 2:06.047 | 1.003 | 0.019 | 125.1 |
| 14 | 93 | Lantos Szabolcs | | CHA | 6 | Carpek Racing | | MID | 1 | 7 | 4 | 2:06.144 | 1.100 | 0.097 | 125.0 |
| 15 | 211 | Nikola Miljkovic | | CHA | 7 | Tempo Racing Team | | EUR & MID | 5 | 9 | 6 | 2:06.167 | 1.123 | 0.023 | 125.0 |
| 16 | 43 | Damiano Puccetti | | CHA | 8 | Rangoni Corse | | EUR & MID | 6 | 8 | 2 | 2:06.197 | 1.153 | 0.030 | 124.9 |
| 17 | 99 | Guillaume Maio | | CHA | 9 | GM Sport | | EUR & MID | 7 | 8 | 3 | 2:06.219 | 1.175 | 0.022 | 124.9 |
| 18 | 9 | Andreas Stucki | | | | Stucki Motorsport | | MID | 2 | 9 | 7 | 2:06.317 | 1.273 | 0.098 | 124.8 |
| 19 | 55 | René Steemetz | | RAC | 2 | AST Competition | | EUR & MID | 8 | 7 | 6 | 2:06.387 | 1.343 | 0.070 | 124.7 |
| 20 | 60 | Leonardo Arduini | | CHA | 10 | MC Motorcnica | | EUR & ITA | 5 | 8 | 6 | 2:06.481 | 1.437 | 0.094 | 124.6 |
| 21 | 16 | Lionel Viguier | | RAC | 3 | T2CM | | EUR & FRA | 3 | 8 | 4 | 2:06.545 | 1.501 | 0.064 | 124.6 |
| 22 | 85 | Benjamin Cauvas | | RAC | 4 | GPA Racing | | EUR | 2 | 8 | 4 | 2:07.252 | 2.208 | 0.707 | 123.9 |
| 23 | 21 | Stephan Polderman | | RAC | 5 | AST Competition | | EUR & MID | 9 | 8 | 6 | 2:07.313 | 2.269 | 0.061 | 123.8 |
| 24 | 51 | Henrik Seibel | | CHA | 11 | Carpek Racing | | MID | 3 | 9 | 5 | 2:07.461 | 2.417 | 0.148 | 123.7 |
| 25 | 3 | Daniel Nyffeler | | CHA | 12 | Stucki Motorsport | | MID | 4 | 9 | 4 | 2:07.880 | 2.836 | 0.419 | 123.3 |

*** PENALTIES**

CARS #12 - #55 - #60 - #82 - #85 - #91 - #93 - #99 - #101 - #107 - #125 - #199 - #211 - #333 SOME LAP TIMES DELETED DUE TRACK LIMITS

Published at:.....

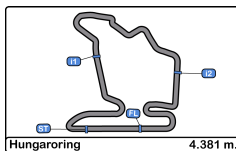
Track Temp: **41.5 °C** Air Temp: **23.6 °C** Humidity: **43 %** Track Status: **DRY**

Race Director:

Timekeeper:

Luis Garcia
 JOB-1605-ESP/M





Hungaroring
Clio Cup Series
Qualifying - 2

CLIO CUP

SERIES

Provisional Results by Category

| Clas | Nº | Driver | Nat | Cat | Clas | Team | Nat | Group | Laps | Best | Time | Gap | Interval | Km/h |
|------|-----|---------------------|-----|-----|------|-------------------|-----|-----------|------|------|----------|-------|----------|-------|
| 1 | 15 | David Pouget | | | | GPA Racing | | EUR & FRA | 4 | 3 | 2:05.044 | | | 126.1 |
| 2 | 12 | Gabriele Torelli | | | | Rangoni Corse | | EUR & MID | 7 | 5 | 2:05.080 | 0.036 | 0.036 | 126.0 |
| 3 | 1 | Anthony Jurado | | | | Milan Competition | | EUR & MID | 6 | 4 | 2:05.468 | 0.424 | 0.388 | 125.7 |
| 4 | 5 | Nicolas Milan | | | | Milan Competition | | EUR & FRA | 8 | 6 | 2:05.513 | 0.469 | 0.045 | 125.6 |
| 5 | 101 | Tomas Pekar | | | | Carpek Racing | | EUR & MID | 7 | 4 | 2:05.567 | 0.523 | 0.054 | 125.6 |
| 6 | 125 | Jerzy Spinkiewicz | | | | UNIQ Racing | | EUR & ITA | 8 | 4 | 2:05.568 | 0.524 | 0.001 | 125.6 |
| 7 | 107 | Cristian Ricciarini | | | | ESSECORSE | | EUR & ITA | 9 | 4 | 2:06.028 | 0.984 | 0.460 | 125.1 |
| 8 | 9 | Andreas Stucki | | | | Stucki Motorsport | | MID | 9 | 7 | 2:06.317 | 1.273 | 0.289 | 124.8 |

CHA

| Clas | Nº | Driver | Nat | Cat | Clas | Team | Nat | Group | Laps | Best | Time | Gap | Interval | Km/h |
|------|-----|-------------------------|-----|-----|------|-------------------|-----|-----------|------|------|----------|-------|----------|-------|
| 1 | 558 | Pierre Bredeaux | | CHA | 1 | Comte Racing Team | | EUR | 8 | 5 | 2:05.477 | | | 125.6 |
| 2 | 113 | Adrian Schimpf | | CHA | 2 | AST Competition | | EUR & ESP | 8 | 6 | 2:05.577 | 0.100 | 0.100 | 125.5 |
| 3 | 82 | Jacopo Guiseppe Cimenos | | CHA | 3 | ESSECORSE | | EUR & ITA | 9 | 4 | 2:05.776 | 0.299 | 0.199 | 125.3 |
| 4 | 333 | Gabor Tim | | CHA | 4 | GM Sport | | EUR & MID | 8 | 3 | 2:06.016 | 0.539 | 0.240 | 125.1 |
| 5 | 199 | Alejandro Schimpf | | CHA | 5 | AST Competition | | EUR & ESP | 9 | 3 | 2:06.047 | 0.570 | 0.031 | 125.1 |
| 6 | 93 | Lantos Szabolcs | | CHA | 6 | Carpek Racing | | MID | 7 | 4 | 2:06.144 | 0.667 | 0.097 | 125.0 |
| 7 | 211 | Nikola Mijjkovic | | CHA | 7 | Tempo Racing Team | | EUR & MID | 9 | 6 | 2:06.167 | 0.690 | 0.023 | 125.0 |
| 8 | 43 | Damiano Puccetti | | CHA | 8 | Rangoni Corse | | EUR & MID | 8 | 2 | 2:06.197 | 0.720 | 0.030 | 124.9 |
| 9 | 99 | Guillaume Maio | | CHA | 9 | GM Sport | | EUR & MID | 8 | 3 | 2:06.219 | 0.742 | 0.022 | 124.9 |
| 10 | 60 | Leonardo Arduini | | CHA | 10 | MC Motortecnica | | EUR & ITA | 8 | 6 | 2:06.481 | 1.004 | 0.262 | 124.6 |
| 11 | 51 | Henrik Seibel | | CHA | 11 | Carpek Racing | | MID | 9 | 5 | 2:07.461 | 1.984 | 0.980 | 123.7 |
| 12 | 3 | Daniel Nyffeler | | CHA | 12 | Stucki Motorsport | | MID | 9 | 4 | 2:07.880 | 2.403 | 0.419 | 123.3 |

RAC

| Clas | Nº | Driver | Nat | Cat | Clas | Team | Nat | Group | Laps | Best | Time | Gap | Interval | Km/h |
|------|----|-------------------|-----|-----|------|-----------------|-----|-----------|------|------|----------|-------|----------|-------|
| 1 | 91 | Luca Franca | | RAC | 1 | MC Motortecnica | | EUR & ITA | 8 | 3 | 2:05.511 | | | 125.6 |
| 2 | 55 | René Steemetz | | RAC | 2 | AST Competition | | EUR & MID | 7 | 6 | 2:06.387 | 0.876 | 0.876 | 124.7 |
| 3 | 16 | Lionel Viguier | | RAC | 3 | T2CM | | EUR & FRA | 8 | 4 | 2:06.545 | 1.034 | 0.158 | 124.6 |
| 4 | 85 | Benjamin Cauvas | | RAC | 4 | GPA Racing | | EUR | 8 | 4 | 2:07.252 | 1.741 | 0.707 | 123.9 |
| 5 | 21 | Stephan Polderman | | RAC | 5 | AST Competition | | EUR & MID | 8 | 6 | 2:07.313 | 1.802 | 0.061 | 123.8 |

* PENALTIES

CARS #12 - #55 - #60 - #82 - #85 - #91 - #93 - #99 - #101 - #107 - #125 - #199 - #211 - #333 SOME LAP TIMES DELETED DUE TRACK LIMITS

Published at:.....

Track Temp: 41.5 °C Air Temp: 23.6 °C Humidity: 43 % Track Status: DRY

Race Director:

Timekeeper:

Luis Garcia
JOB-1605-ESP/M





Hungaroring
Clio Cup Series
Qualifying - 2
Lap Analysis

CLIO CUP

SERIES

1 Anthony Jurado EUR & MID **15** David Pouget EUR & FRA
 Milan Competition GPA Racing

| Lap | D | Time | Sector 1 | Sector 2 | Sector 3 | T. Spd | Elapsed | Lap | D | Time | Sector 1 | Sector 2 | Sector 3 | T. Spd | Elapsed |
|-----|---|--------------|--------------|----------|----------|--------|--------------|-------------------------------------|---|--------------|--------------|----------|----------|--------|--------------|
| 1 | | 10:30:09.578 | 10:28:01.561 | 1:20.206 | 47.811 | | 10:30:09.578 | 1 | | 10:28:23.860 | 10:26:48.828 | 57.214 | 37.818 | | 10:28:23.860 |
| 2 | | 2:18.013 | 52.023 | 49.029 | 36.961 | 180.9 | 10:32:27.591 | 2 | | 2:05.658 | 45.514 | 45.399 | 34.745 | 182.4 | 10:30:29.518 |
| 3 | | 2:05.788 | 45.683 | 45.195 | 34.910 | 181.2 | 10:34:33.379 | 3 | | 2:05.044 | 45.039 | 45.118 | 34.887 | 181.2 | 10:32:34.562 |
| 4 | | 2:05.468 | 45.238 | 45.340 | 34.890 | 181.5 | 10:36:38.847 | 4 | | 2:25.742 P | 46.417 | 52.621 | 46.704 | 183.9 | 10:35:00.304 |
| 5 | | 2:19.490 | 45.233 | 53.212 | 41.045 | 181.8 | 10:38:58.337 | 16 Lionel Viguiere EUR & FRA | | | | | | | |
| 6 | | 2:47.270 P | 1:01.229 | 55.374 | 50.667 | 180.9 | 10:41:45.607 | RAC T2CM | | | | | | | |

3 Daniel Nyffeler MID
 CHA Stucki Motorsport

| Lap | D | Time | Sector 1 | Sector 2 | Sector 3 | T. Spd | Elapsed | Lap | D | Time | Sector 1 | Sector 2 | Sector 3 | T. Spd | Elapsed |
|-----|---|--------------|--------------|----------|----------|--------|--------------|---------------------------------------|---|--------------|--------------|----------|----------|--------|--------------|
| 1 | | 10:28:01.183 | 10:26:31.949 | 53.116 | 36.118 | | 10:28:01.183 | 1 | | 10:28:27.028 | 10:26:50.333 | 58.033 | 38.662 | | 10:28:27.028 |
| 2 | | 2:13.657 | 46.294 | 46.761 | 40.602 | 180.3 | 10:30:14.840 | 2 | | 2:09.119 | 47.122 | 46.720 | 35.277 | 178.8 | 10:30:36.147 |
| 3 | | 2:24.948 | 50.544 | 51.864 | 42.540 | 176.1 | 10:32:39.788 | 3 | | 2:06.991 | 45.736 | 46.183 | 35.072 | 179.7 | 10:32:43.138 |
| 4 | | 2:07.880 | 45.716 | 46.762 | 35.402 | 180.6 | 10:34:47.668 | 4 | | 2:06.545 | 45.431 | 45.939 | 35.175 | 180.3 | 10:34:49.683 |
| 5 | | 2:08.015 | 45.823 | 46.842 | 35.350 | 179.1 | 10:36:55.683 | 5 | | 2:17.976 P | 45.669 | 46.179 | 46.128 | 180.6 | 10:37:07.659 |
| 6 | | 2:09.278 | 45.728 | 46.457 | 37.093 | 178.5 | 10:39:04.961 | 6 | | 4:31.812 | 3:07.515 | 48.471 | 35.826 | | 10:41:39.471 |
| 7 | | 2:08.536 | 46.213 | 46.892 | 35.431 | 178.5 | 10:41:13.497 | 7 | | 2:06.555 | 45.649 | 45.950 | 34.956 | 182.7 | 10:43:46.026 |
| 8 | | 2:08.854 | 45.969 | 47.184 | 35.701 | 178.2 | 10:43:22.351 | 8 | | 2:06.842 | 45.562 | 46.201 | 35.079 | 181.5 | 10:45:52.868 |
| 9 | | 2:08.047 | 46.040 | 46.642 | 35.365 | 178.8 | 10:45:30.398 | 21 Stephan Polderman EUR & MID | | | | | | | |

5 Nicolas Milan EUR & FRA
 Milan Competition

| Lap | D | Time | Sector 1 | Sector 2 | Sector 3 | T. Spd | Elapsed | Lap | D | Time | Sector 1 | Sector 2 | Sector 3 | T. Spd | Elapsed |
|-----|---|--------------|--------------|----------|----------|--------|--------------|-----|---|--------------|--------------|----------|----------|--------|--------------|
| 1 | | 10:30:11.188 | 10:28:01.050 | 1:20.311 | 49.827 | | 10:30:11.188 | 1 | | 10:28:27.987 | 10:26:55.377 | 54.058 | 38.552 | | 10:28:27.987 |
| 2 | | 2:15.565 | 50.193 | 48.923 | 36.449 | 177.3 | 10:32:26.753 | 2 | | 2:09.214 | 46.956 | 46.999 | 35.259 | 181.5 | 10:30:37.201 |
| 3 | | 2:05.641 | 45.483 | 45.491 | 34.667 | 180.0 | 10:34:32.394 | 3 | | 2:07.898 | 45.908 | 46.385 | 35.605 | 180.9 | 10:32:45.099 |
| 4 | | 2:05.545 | 45.184 | 45.486 | 34.875 | 183.6 | 10:36:37.939 | 4 | | 2:10.027 | 45.920 | 48.290 | 35.817 | 180.3 | 10:34:55.126 |
| 5 | | 2:07.862 | 45.415 | 45.477 | 36.970 | 181.2 | 10:38:45.801 | 5 | | 2:07.613 | 45.614 | 46.085 | 35.914 | 180.9 | 10:37:02.739 |
| 6 | | 2:05.513 | 45.116 | 45.579 | 34.818 | 181.5 | 10:40:51.314 | 6 | | 2:07.313 | 45.626 | 46.164 | 35.523 | 180.3 | 10:39:10.052 |
| 7 | | 2:21.063 | 45.341 | 55.208 | 40.514 | 180.3 | 10:43:12.377 | 7 | | 2:30.234 | 49.249 | 1:01.042 | 39.943 | 179.1 | 10:41:40.286 |
| 8 | | 2:05.833 | 45.303 | 45.619 | 34.911 | 181.2 | 10:45:18.210 | 8 | | 2:25.305 P | 46.013 | 47.627 | 51.665 | 182.1 | 10:44:05.591 |

9 Andreas Stucki MID
 Stucki Motorsport

| Lap | D | Time | Sector 1 | Sector 2 | Sector 3 | T. Spd | Elapsed | Lap | D | Time | Sector 1 | Sector 2 | Sector 3 | T. Spd | Elapsed |
|-----|---|--------------|--------------|----------|----------|--------|--------------|--------------------------------------|---|--------------|--------------|----------|----------|--------|--------------|
| 1 | | 10:28:00.464 | 10:26:31.177 | 53.045 | 36.242 | | 10:28:00.464 | 1 | | 10:28:21.283 | 10:26:46.633 | 57.189 | 37.461 | | 10:28:21.283 |
| 2 | | 2:13.292 | 46.003 | 46.107 | 41.182 | 180.3 | 10:30:13.756 | 2 | | 2:06.197 | 45.501 | 45.583 | 35.113 | 182.4 | 10:30:27.480 |
| 3 | | 2:25.144 | 50.925 | 51.163 | 43.056 | 180.6 | 10:32:38.900 | 3 | | 2:06.501 | 45.408 | 46.058 | 35.035 | 179.7 | 10:32:33.981 |
| 4 | | 2:06.616 | 45.385 | 45.997 | 35.234 | 182.1 | 10:34:45.516 | 4 | | 2:18.216 P | 47.439 | 46.259 | 44.518 | 182.7 | 10:34:52.197 |
| 5 | | 2:06.443 | 45.561 | 45.830 | 35.052 | 179.4 | 10:36:51.959 | 5 | | 4:48.939 | 3:22.099 | 50.216 | 36.624 | | 10:39:41.136 |
| 6 | | 2:08.682 | 45.430 | 47.784 | 35.468 | 179.4 | 10:39:00.641 | 6 | | 2:06.575 | 45.625 | 45.828 | 35.122 | 178.2 | 10:41:47.711 |
| 7 | | 2:06.317 | 45.397 | 45.903 | 35.017 | 181.2 | 10:41:06.958 | 7 | | 2:06.888 | 45.530 | 45.824 | 35.534 | 178.5 | 10:43:54.599 |
| 8 | | 2:09.470 | 45.696 | 47.219 | 36.555 | 180.0 | 10:43:16.428 | 8 | | 2:06.492 | 45.459 | 45.828 | 35.205 | 179.1 | 10:46:01.091 |
| 9 | | 2:06.717 | 45.562 | 46.078 | 35.077 | 181.8 | 10:45:23.145 | 43 Damiano Puccetti EUR & MID | | | | | | | |

12 Gabriele Torelli EUR & MID
 Rangoni Corse

| Lap | D | Time | Sector 1 | Sector 2 | Sector 3 | T. Spd | Elapsed | Lap | D | Time | Sector 1 | Sector 2 | Sector 3 | T. Spd | Elapsed |
|-----|---|--------------|--------------|----------|----------|--------|--------------|-----|---|--------------|--------------|----------|----------|--------|--------------|
| 1 | | 10:28:20.915 | 10:26:46.134 | 57.253 | 37.528 | | 10:28:20.915 | 1 | | 10:28:05.334 | 10:26:34.116 | 53.400 | 37.818 | | 10:28:05.334 |
| 2 | | 2:05.088 | 45.324 | 45.181 | 34.583 | 180.6 | 10:30:26.003 | 2 | | 2:08.964 | 46.209 | 46.010 | 36.745 | 181.2 | 10:30:14.298 |
| 3 | | 2:10.060 P | 45.115 | 45.252 | 39.693 | 180.6 | 10:32:36.063 | 3 | | 2:08.398 | 46.633 | 46.213 | 35.552 | 180.6 | 10:32:22.696 |
| 4 | | 4:35.162 | 2:39.688 | 1:02.011 | 53.463 | | 10:37:11.225 | 4 | | 2:07.665 | 46.259 | 45.791 | 35.615 | 177.0 | 10:34:30.361 |
| 5 | | 2:05.080 | 45.124 | 45.243 | 34.713 | 180.3 | 10:39:16.305 | 5 | | 2:07.461 | 46.082 | 45.954 | 35.425 | 176.7 | 10:36:37.822 |
| 6 | | 2:05.377 | 45.221 | 45.304 | 34.852 | 181.2 | 10:41:21.682 | 6 | | 2:14.134 | 45.943 | 52.235 | 35.956 | 172.2 | 10:38:51.956 |
| 7 | | 2:10.864 P | 45.189 | 45.537 | 40.138 | 180.6 | 10:43:32.546 | 7 | | 2:08.525 | 46.235 | 46.259 | 36.031 | 177.0 | 10:41:00.481 |
| | | | | | | | | 8 | | 2:09.156 | 46.186 | 47.279 | 35.691 | 178.5 | 10:43:09.637 |
| | | | | | | | | 9 | | 2:09.493 | 46.198 | 46.390 | 36.905 | 178.5 | 10:45:19.130 |





Hungaroring
Clio Cup Series
Qualifying - 2
Lap Analysis

CLIO CUP

SERIES

55

René Steemetz

EUR & MID **91**

Luca Franca

EUR & ITA

RAC

AST Competition

RAC

MC Motortecnica

| Lap D | Time | Sector 1 | Sector 2 | Sector 3 | T. Spd | Elapsed | Lap D | Time | Sector 1 | Sector 2 | Sector 3 | T. Spd | Elapsed |
|-------|---------------------|---------------|---------------|---------------|--------|--------------|-------|---------------------|---------------|---------------|---------------|--------|--------------|
| 1 | 10:28:05.989 | 10:26:35.265 | 52.979 | 37.745 | | 10:28:05.989 | 1 | 10:30:10.322 | 10:28:03.351 | 1:19.975 | 46.996 | | 10:30:10.322 |
| 2 | 2:09.364 | 46.298 | 46.503 | 36.563 | 183.0 | 10:30:15.353 | 2 | 2:06.660 | 45.513 | 45.188 | 34.859 | 183.0 | 10:32:15.882 |
| 3 | 2:13.837 | 47.629 | 49.232 | 36.976 | 184.3 | 10:32:29.190 | 3 | 2:05.511 | 45.345 | 45.374 | 34.792 | 181.5 | 10:34:21.393 |
| 4 | 2:06.987 | 45.639 | 46.068 | 35.280 | 183.9 | 10:34:36.177 | 4 | 2:05.242 | 45.267 | 45.095 | 34.850 | 177.9 | 10:36:26.605 |
| 5 | 2:12.032 | 45.509 | 47.561 | 38.962 | 179.4 | 10:36:48.209 | 5 | 2:13.198 | 51.373 | 46.644 | 35.181 | 143.8 | 10:38:39.803 |
| 6 | 2:06.387 | 45.278 | 46.008 | 35.101 | 184.6 | 10:38:54.596 | 6 | 2:06.388 | 45.287 | 45.192 | 34.909 | 179.1 | 10:40:45.191 |
| 7 | 2:27.553 P | 53.194 | 49.533 | 44.826 | 179.1 | 10:41:22.149 | 7 | 2:14.800 | 49.496 | 50.206 | 35.098 | 127.6 | 10:42:59.991 |
| | | | | | | | 8 | 2:09.973 | 45.068 | 47.327 | 37.578 | 182.7 | 10:45:09.964 |

60

Leonardo Arduini

EUR & ITA

Lantos Szabolcs

MID

CHA

MC Motortecnica

93

CHA

Carpek Racing

| Lap D | Time | Sector 1 | Sector 2 | Sector 3 | T. Spd | Elapsed | Lap D | Time | Sector 1 | Sector 2 | Sector 3 | T. Spd | Elapsed |
|-------|---------------------|---------------|---------------|---------------|--------|--------------|-------|---------------------|---------------|---------------|---------------|--------|--------------|
| 1 | 10:30:00.992 | 10:27:38.345 | 1:34.296 | 48.351 | | 10:30:00.992 | 1 | 10:28:03.544 | 10:26:32.938 | 52.854 | 37.752 | | 10:28:03.544 |
| 2 | 2:07.946 | 46.643 | 46.006 | 35.297 | 176.7 | 10:32:08.938 | 2 | 2:15.189 | 47.027 | 46.021 | 42.141 | 179.1 | 10:30:18.733 |
| 3 | 2:14.459 | 53.826 | 45.729 | 34.904 | 177.0 | 10:34:23.397 | 3 | 2:14.775 | 50.464 | 49.040 | 35.271 | 177.6 | 10:32:33.508 |
| 4 | 2:07.058 | 46.227 | 45.615 | 35.216 | 180.9 | 10:36:30.455 | 4 | 2:06.144 | 45.469 | 45.671 | 35.004 | 181.2 | 10:34:39.652 |
| 5 | 2:09.936 | 48.147 | 46.475 | 35.314 | 179.1 | 10:38:40.391 | 5 | 2:08.089 | 45.631 | 45.844 | 36.614 | 180.0 | 10:36:47.741 |
| 6 | 2:06.481 | 45.602 | 45.788 | 35.091 | 180.3 | 10:40:46.872 | 6 | 2:06.417 | 45.405 | 45.738 | 35.274 | 180.9 | 10:38:54.158 |
| 7 | 2:06.768 | 45.545 | 45.923 | 35.300 | 181.5 | 10:42:53.640 | 7 | 2:41.827 P | 58.501 | 53.742 | 49.584 | 158.8 | 10:41:35.985 |
| 8 | 2:23.385 | 45.743 | 52.271 | 45.371 | 180.3 | 10:45:17.025 | | | | | | | |

82

Jacopo Guisepppe Cimenes

EUR & ITA

99

Guillaume Maio

EUR & MID

CHA

ESSECORSE

CHA

GM Sport

| Lap D | Time | Sector 1 | Sector 2 | Sector 3 | T. Spd | Elapsed | Lap D | Time | Sector 1 | Sector 2 | Sector 3 | T. Spd | Elapsed |
|-------|---------------------|---------------|---------------|---------------|--------|--------------|-------|---------------------|---------------|---------------|---------------|--------|--------------|
| 1 | 10:27:57.200 | 10:26:28.919 | 51.649 | 36.632 | | 10:27:57.200 | 1 | 10:30:12.181 | 10:28:02.757 | 1:21.260 | 48.164 | | 10:30:12.181 |
| 2 | 2:14.535 | 45.948 | 45.827 | 42.760 | 179.4 | 10:30:11.735 | 2 | 2:18.589 | 53.696 | 49.827 | 35.066 | 179.1 | 10:32:30.770 |
| 3 | 2:06.358 | 45.693 | 45.720 | 34.945 | 181.2 | 10:32:18.093 | 3 | 2:06.219 | 45.721 | 45.335 | 35.163 | 179.7 | 10:34:36.989 |
| 4 | 2:05.776 | 45.379 | 45.508 | 34.889 | 180.9 | 10:34:23.869 | 4 | 2:06.078 | 45.427 | 45.542 | 35.109 | 180.9 | 10:36:43.067 |
| 5 | 2:11.903 P | 45.973 | 45.954 | 39.976 | 182.1 | 10:36:35.772 | 5 | 2:12.528 | 45.657 | 48.432 | 38.439 | 179.1 | 10:38:55.595 |
| 6 | 4:10.429 | 2:05.312 | 1:14.418 | 50.699 | | 10:40:46.201 | 6 | 2:06.719 | 45.389 | 45.628 | 35.702 | 182.4 | 10:41:02.314 |
| 7 | 2:06.067 | 45.474 | 45.666 | 34.927 | 182.4 | 10:42:52.268 | 7 | 2:06.666 | 45.613 | 45.662 | 35.391 | 179.7 | 10:43:08.980 |
| 8 | 2:06.479 | 45.497 | 45.737 | 35.245 | 179.7 | 10:44:58.747 | 8 | 2:06.598 | 45.703 | 45.516 | 35.379 | 177.6 | 10:45:15.578 |
| 9 | 2:41.655 | 45.984 | 48.162 | 37.509 | 178.5 | 10:47:10.402 | | | | | | | |

85

Benjamin Cauvas

EUR

101

Tomas Pekar

EUR & MID

RAC

GPA Racing

Carpek Racing

| Lap D | Time | Sector 1 | Sector 2 | Sector 3 | T. Spd | Elapsed | Lap D | Time | Sector 1 | Sector 2 | Sector 3 | T. Spd | Elapsed |
|-------|---------------------|---------------|---------------|---------------|--------|--------------|-------|---------------------|---------------|---------------|---------------|--------|--------------|
| 1 | 10:28:27.754 | 10:26:50.807 | 58.141 | 38.806 | | 10:28:27.754 | 1 | 10:28:04.827 | 10:26:33.840 | 53.409 | 37.578 | | 10:28:04.827 |
| 2 | 2:11.192 | 47.945 | 47.795 | 35.452 | 178.5 | 10:30:38.946 | 2 | 2:14.293 | 45.481 | 45.661 | 43.151 | 182.4 | 10:30:19.120 |
| 3 | 2:07.536 | 45.838 | 46.618 | 35.080 | 180.3 | 10:32:46.482 | 3 | 2:13.999 | 49.714 | 48.921 | 35.364 | 184.9 | 10:32:33.119 |
| 4 | 2:07.252 | 45.341 | 46.703 | 35.208 | 181.2 | 10:34:53.734 | 4 | 2:05.567 | 45.153 | 45.360 | 35.054 | 181.5 | 10:34:38.686 |
| 5 | 2:07.274 | 45.537 | 45.927 | 35.810 | 180.0 | 10:37:01.008 | 5 | 2:08.552 | 45.221 | 45.687 | 37.644 | 181.2 | 10:36:47.238 |
| 6 | 2:17.272 P | 45.662 | 46.294 | 45.316 | 179.4 | 10:39:18.280 | 6 | 2:05.869 | 45.338 | 45.649 | 34.882 | 180.6 | 10:38:53.107 |
| 7 | 3:42.574 | 2:06.825 | 1:00.376 | 35.373 | | 10:43:00.854 | 7 | 2:41.507 P | 1:00.303 | 53.568 | 47.636 | 152.7 | 10:41:34.614 |
| 8 | 2:07.976 | 45.450 | 46.366 | 35.260 | 181.5 | 10:45:07.930 | | | | | | | |

107

Cristian Ricciarini

EUR & ITA

ESSECORSE

| Lap D | Time | Sector 1 | Sector 2 | Sector 3 | T. Spd | Elapsed |
|-------|---------------------|---------------|---------------|---------------|--------|--------------|
| 1 | 10:27:58.119 | 10:26:30.522 | 51.512 | 36.085 | | 10:27:58.119 |
| 2 | 2:13.863 | 45.875 | 45.794 | 42.194 | 182.1 | 10:30:11.982 |
| 3 | 2:16.828 | 50.338 | 49.389 | 37.101 | 182.7 | 10:32:28.810 |
| 4 | 2:06.028 | 45.604 | 45.439 | 34.985 | 181.5 | 10:34:34.838 |
| 5 | 2:14.258 P | 45.917 | 45.974 | 42.367 | 180.9 | 10:36:49.096 |
| 6 | 3:56.390 | 2:23.922 | 53.457 | 39.011 | | 10:40:45.486 |
| 7 | 2:09.021 | 47.690 | 46.379 | 34.952 | 180.6 | 10:42:54.507 |
| 8 | 2:06.649 | 45.601 | 45.760 | 35.249 | 181.2 | 10:45:01.117 |
| 9 | 2:07.729 | 46.107 | 46.109 | 35.513 | 180.3 | 10:47:08.846 |





Hungaroring
Clio Cup Series
Qualifying - 2
Lap Analysis

CLIO CUP

SERIES

113 Adrian Schimpf EUR & ESP **333** Gabor Tim EUR & MID
 CHA AST Competition CHA GM Sport

| Lap D | Time | Sector 1 | Sector 2 | Sector 3 | T. Spd | Elapsed | Lap D | Time | Sector 1 | Sector 2 | Sector 3 | T. Spd | Elapsed |
|-------|--------------|--------------|----------|----------|--------|--------------|-------|--------------|--------------|----------|----------|--------|--------------|
| 1 | 10:28:25.122 | 10:26:53.714 | 53.400 | 38.008 | | 10:28:25.122 | 1 | 10:30:08.109 | 10:28:02.106 | 1:20.678 | 45.325 | | 10:30:08.109 |
| 2 | 2:06.514 | 45.852 | 45.779 | 34.883 | 181.2 | 10:30:31.636 | 2 | 2:08.566 | 46.392 | 47.321 | 34.853 | 177.6 | 10:32:16.675 |
| 3 | 2:05.778 | 45.215 | 45.730 | 34.833 | 181.5 | 10:32:37.414 | 3 | 2:06.016 | 45.628 | 45.519 | 34.869 | 180.3 | 10:34:22.691 |
| 4 | 2:06.058 | 45.225 | 45.854 | 34.979 | 182.1 | 10:34:43.472 | 4 | 2:16.388 P | 48.829 | 47.535 | 40.024 | 178.2 | 10:36:39.079 |
| 5 | 2:05.947 | 45.301 | 45.754 | 34.892 | 180.0 | 10:36:49.419 | 5 | 4:03.574 | 2:38.063 | 50.017 | 35.494 | | 10:40:42.653 |
| 6 | 2:05.577 | 45.317 | 45.496 | 34.764 | 182.1 | 10:38:54.996 | 6 | 2:06.283 | 45.628 | 45.534 | 35.121 | 177.9 | 10:42:48.936 |
| 7 | 2:10.048 | 47.118 | 47.723 | 35.207 | 183.3 | 10:41:05.044 | 7 | 2:10.522 | 45.784 | 48.682 | 36.056 | 177.3 | 10:44:59.458 |
| 8 | 2:41.627 P | 45.460 | 1:16.160 | 40.007 | 181.2 | 10:43:46.671 | 8 | 2:42.284 | 45.837 | 49.555 | 36.892 | 181.2 | 10:47:11.742 |

125 Jerzy Spinkiewicz EUR & ITA **558** Pierre Bredeaux EUR
 UNIQ Racing CHA Comte Racing Team

| Lap D | Time | Sector 1 | Sector 2 | Sector 3 | T. Spd | Elapsed | Lap D | Time | Sector 1 | Sector 2 | Sector 3 | T. Spd | Elapsed |
|-------|--------------|--------------|----------|----------|--------|--------------|-------|--------------|--------------|----------|----------|--------|--------------|
| 1 | 10:30:11.575 | 10:27:35.315 | 1:34.664 | 1:01.596 | | 10:30:11.575 | 1 | 10:28:24.659 | 10:26:49.973 | 56.517 | 38.169 | | 10:28:24.659 |
| 2 | 2:16.543 | 50.130 | 49.295 | 37.118 | 180.6 | 10:32:28.118 | 2 | 2:05.628 | 45.613 | 45.422 | 34.593 | 182.7 | 10:30:30.287 |
| 3 | 2:05.730 | 45.650 | 45.130 | 34.950 | 182.7 | 10:34:33.848 | 3 | 2:05.807 | 45.150 | 45.277 | 35.380 | 182.1 | 10:32:36.094 |
| 4 | 2:05.568 | 45.312 | 45.274 | 34.982 | 182.7 | 10:36:39.416 | 4 | 2:16.133 | 45.463 | 52.458 | 38.212 | 182.1 | 10:34:52.227 |
| 5 | 2:16.424 P | 45.327 | 47.849 | 42.245 | 182.1 | 10:38:54.837 | 5 | 2:05.477 | 45.381 | 45.327 | 34.769 | 181.2 | 10:36:57.704 |
| 6 | 2:44.259 | 1:23.127 | 45.912 | 35.220 | | 10:41:39.096 | 6 | 2:11.030 P | 45.428 | 45.734 | 39.868 | 180.9 | 10:39:08.734 |
| 7 | 2:06.422 | 45.478 | 45.741 | 35.203 | 179.7 | 10:43:45.518 | 7 | 3:50.294 | 2:15.318 | 59.848 | 35.128 | | 10:42:59.028 |
| 8 | 2:06.960 | 45.704 | 46.055 | 35.201 | 178.8 | 10:45:52.478 | 8 | 2:10.966 P | 45.302 | 45.627 | 40.037 | 181.5 | 10:45:09.994 |

199 Alejandro Schimpf EUR & ESP
 CHA AST Competition

| Lap D | Time | Sector 1 | Sector 2 | Sector 3 | T. Spd | Elapsed |
|-------|--------------|--------------|----------|----------|--------|--------------|
| 1 | 10:28:25.525 | 10:26:54.183 | 53.313 | 38.029 | | 10:28:25.525 |
| 2 | 2:06.579 | 45.866 | 45.857 | 34.856 | 183.6 | 10:30:32.104 |
| 3 | 2:06.047 | 45.428 | 45.689 | 34.930 | 183.3 | 10:32:38.151 |
| 4 | 2:08.145 | 45.591 | 46.267 | 36.287 | 182.7 | 10:34:46.296 |
| 5 | 2:06.273 | 45.396 | 45.822 | 35.055 | 181.8 | 10:36:52.569 |
| 6 | 2:06.974 | 45.379 | 46.127 | 35.465 | 182.1 | 10:38:59.540 |
| 7 | 2:09.317 | 45.921 | 47.481 | 35.915 | 181.5 | 10:41:08.857 |
| 8 | 2:06.876 | 45.505 | 46.183 | 35.188 | 181.2 | 10:43:15.733 |
| 9 | 2:17.141 P | 48.918 | 47.296 | 40.927 | 178.8 | 10:45:32.874 |

211 Nikola Miljkovic EUR & MID
 CHA Tempo Racing Team

| Lap D | Time | Sector 1 | Sector 2 | Sector 3 | T. Spd | Elapsed |
|-------|--------------|--------------|----------|----------|--------|--------------|
| 1 | 10:27:54.625 | 10:26:27.744 | 51.447 | 35.434 | | 10:27:54.625 |
| 2 | 2:13.803 | 45.770 | 45.881 | 42.152 | 178.5 | 10:30:08.428 |
| 3 | 2:06.677 | 45.739 | 45.514 | 35.424 | 181.8 | 10:32:15.105 |
| 4 | 2:16.912 | 46.716 | 53.518 | 36.678 | 164.3 | 10:34:32.017 |
| 5 | 2:06.472 | 45.859 | 45.762 | 34.851 | 179.7 | 10:36:38.489 |
| 6 | 2:06.167 | 45.418 | 45.664 | 35.085 | 180.6 | 10:38:44.656 |
| 7 | 2:07.248 | 45.522 | 46.116 | 35.580 | 178.5 | 10:40:51.874 |
| 8 | 2:06.158 | 45.424 | 45.704 | 35.030 | 181.2 | 10:42:58.032 |
| 9 | 2:07.922 | 45.541 | 45.667 | 36.714 | 179.4 | 10:45:05.954 |





Hungaroring
Clio Cup Series
Qualifying - 2

CLIO CUP

SERIES

Best Sectors Results

| Sector - 1 | | | | Sector - 2 | | | | Sector - 3 | | | | Ideal Lap vs Best Lap | | | |
|------------|----|-------------------------|--------|------------|-------------------------|--------|-----|-------------------------|--------|------|-----|-------------------------|-----------|----------|------|
| Clas | Nº | Driver | Time | Nº | Driver | Time | Nº | Driver | Time | Clas | Nº | Driver | Ideal Lap | Best Lap | Clas |
| 1 | 15 | David Pouget | 45.039 | 91 | Luca Franca | 45.095 | 12 | Gabriele Torelli | 34.583 | 1 | 12 | Gabriele Torelli | 2:04.879 | 2:05.080 | 2 |
| 2 | 91 | Luca Franca | 45.068 | 15 | David Pouget | 45.118 | 558 | Pierre Bredeaux | 34.593 | 2 | 15 | David Pouget | 2:04.902 | 2:05.044 | 1 |
| 3 | 12 | Gabriele Torelli | 45.115 | 125 | Jerzy Spinkiewicz | 45.130 | 5 | Nicolas Milan | 34.667 | 3 | 91 | Luca Franca | 2:04.955 | 2:05.511 | 5 |
| 4 | 5 | Nicolas Milan | 45.116 | 12 | Gabriele Torelli | 45.181 | 15 | David Pouget | 34.745 | 4 | 558 | Pierre Bredeaux | 2:05.020 | 2:05.477 | 4 |
| 5 | 55 | Pierre Bredeaux | 45.150 | 1 | Anthony Jurado | 45.195 | 113 | Adrian Schimpf | 34.764 | 5 | 5 | Nicolas Milan | 2:05.260 | 2:05.513 | 6 |
| 6 | 10 | Tomas Pekar | 45.153 | 558 | Pierre Bredeaux | 45.277 | 91 | Luca Franca | 34.792 | 6 | 1 | Anthony Jurado | 2:05.318 | 2:05.468 | 3 |
| 7 | 11 | Adrian Schimpf | 45.215 | 99 | Guillaume Maio | 45.335 | 211 | Nikola Miljkovic | 34.851 | 7 | 125 | Jerzy Spinkiewicz | 2:05.392 | 2:05.568 | 8 |
| 8 | 1 | Anthony Jurado | 45.233 | 101 | Tomas Pekar | 45.360 | 333 | Gabor Tim | 34.853 | 8 | 101 | Tomas Pekar | 2:05.395 | 2:05.567 | 7 |
| 9 | 55 | René Steemetz | 45.278 | 107 | Cristian Ricciarini | 45.439 | 199 | Alejandro Schimpf | 34.856 | 9 | 113 | Adrian Schimpf | 2:05.475 | 2:05.577 | 9 |
| 10 | 12 | Jerzy Spinkiewicz | 45.312 | 5 | Nicolas Milan | 45.477 | 101 | Tomas Pekar | 34.882 | 10 | 82 | Jacopo Guiseppe Cimenès | 2:05.776 | 2:05.776 | 10 |
| 11 | 85 | Benjamin Cauvas | 45.341 | 113 | Adrian Schimpf | 45.496 | 82 | Jacopo Guiseppe Cimenès | 34.889 | 11 | 211 | Nikola Miljkovic | 2:05.783 | 2:06.167 | 15 |
| 12 | 82 | Jacopo Guiseppe Cimenès | 45.379 | 82 | Jacopo Guiseppe Cimenès | 45.508 | 1 | Anthony Jurado | 34.890 | 12 | 99 | Guillaume Maio | 2:05.790 | 2:06.219 | 17 |
| 13 | 19 | Alejandro Schimpf | 45.379 | 211 | Nikola Miljkovic | 45.514 | 60 | Leonardo Arduini | 34.904 | 13 | 199 | Alejandro Schimpf | 2:05.924 | 2:06.047 | 13 |
| 14 | 9 | Andreas Stucki | 45.385 | 333 | Gabor Tim | 45.519 | 125 | Jerzy Spinkiewicz | 34.950 | 14 | 107 | Cristian Ricciarini | 2:05.992 | 2:06.028 | 12 |
| 15 | 99 | Guillaume Maio | 45.389 | 43 | Damiano Puccetti | 45.583 | 107 | Cristian Ricciarini | 34.952 | 15 | 333 | Gabor Tim | 2:06.000 | 2:06.016 | 11 |
| 16 | 93 | Lantos Szabolcs | 45.405 | 60 | Leonardo Arduini | 45.615 | 16 | Lionel Viguier | 34.956 | 16 | 43 | Damiano Puccetti | 2:06.026 | 2:06.197 | 16 |
| 17 | 43 | Damiano Puccetti | 45.408 | 93 | Lantos Szabolcs | 45.671 | 93 | Lantos Szabolcs | 35.004 | 17 | 60 | Leonardo Arduini | 2:06.064 | 2:06.481 | 20 |
| 18 | 21 | Nikola Miljkovic | 45.418 | 199 | Alejandro Schimpf | 45.689 | 9 | Andreas Stucki | 35.017 | 18 | 93 | Lantos Szabolcs | 2:06.080 | 2:06.144 | 14 |
| 19 | 16 | Lionel Viguier | 45.431 | 51 | Henrik Seibel | 45.791 | 43 | Damiano Puccetti | 35.035 | 19 | 9 | Andreas Stucki | 2:06.232 | 2:06.317 | 18 |
| 20 | 60 | Leonardo Arduini | 45.545 | 9 | Andreas Stucki | 45.830 | 99 | Guillaume Maio | 35.066 | 20 | 16 | Lionel Viguier | 2:06.326 | 2:06.545 | 21 |
| 21 | 10 | Cristian Ricciarini | 45.601 | 85 | Benjamin Cauvas | 45.927 | 85 | Benjamin Cauvas | 35.080 | 21 | 85 | Benjamin Cauvas | 2:06.348 | 2:07.252 | 22 |
| 22 | 21 | Stephan Polderman | 45.614 | 16 | Lionel Viguier | 45.939 | 55 | René Steemetz | 35.101 | 22 | 55 | René Steemetz | 2:06.387 | 2:06.387 | 19 |
| 23 | 33 | Gabor Tim | 45.628 | 55 | René Steemetz | 46.008 | 21 | Stephan Polderman | 35.259 | 23 | 21 | Stephan Polderman | 2:06.958 | 2:07.313 | 23 |
| 24 | 3 | Daniel Nyffeler | 45.716 | 21 | Stephan Polderman | 46.085 | 3 | Daniel Nyffeler | 35.350 | 24 | 51 | Henrik Seibel | 2:07.159 | 2:07.461 | 24 |
| 25 | 51 | Henrik Seibel | 45.943 | 3 | Daniel Nyffeler | 46.457 | 51 | Henrik Seibel | 35.425 | 25 | 3 | Daniel Nyffeler | 2:07.523 | 2:07.880 | 25 |





Hungaroring
Clio Cup Series
Qualifying - 2
Best 5 Lap Times

CLIO CUP

SERIES

| Cls | N° | Driver | Nat | Cat | Cls | Team | Nat | Group | Best 1 | | Best 2 | | Best 3 | | Best 4 | | Best 5 | |
|-----|-----|---------------------|-----|-----|-----|-------------------|-----|-----------|----------|-----|----------|-----|----------|-----|----------|-----|----------|-----|
| | | | | | | | | | Time | Lap | Time | Lap | Time | Lap | Time | Lap | Time | Lap |
| 1 | 15 | David Pouget | | | | GPA Racing | | EUR & FRA | 2:05.044 | 3 | 2:05.658 | 2 | 2:25.742 | 4 | | | | |
| 2 | 12 | Gabriele Torelli | | | | Rangoni Corse | | EUR & MID | 2:05.080 | 5 | 2:05.088 | 2 | 2:05.377 | 6 | 2:10.060 | 3 | 2:10.864 | 7 |
| 3 | 1 | Anthony Jurado | | | | Milan Competition | | EUR & MID | 2:05.468 | 4 | 2:05.788 | 3 | 2:18.013 | 2 | 2:19.490 | 5 | 2:47.270 | 6 |
| 4 | 558 | Pierre Bredeaux | | CHA | 1 | Comte Racing Team | | EUR | 2:05.477 | 5 | 2:05.628 | 2 | 2:05.807 | 3 | 2:10.966 | 8 | 2:11.030 | 6 |
| 5 | 91 | Luca Franca | | RAC | 1 | MC Motor Tecnica | | EUR & ITA | 2:05.511 | 3 | 2:13.198 | 5 | 2:14.800 | 7 | | | | |
| 6 | 5 | Nicolas Milan | | | | Milan Competition | | EUR & FRA | 2:05.513 | 6 | 2:05.545 | 4 | 2:05.641 | 3 | 2:05.833 | 8 | 2:07.862 | 5 |
| 7 | 101 | Tomas Pekar | | | | Carpek Racing | | EUR & MID | 2:05.567 | 4 | 2:05.869 | 6 | 2:08.552 | 5 | 2:13.999 | 3 | 2:41.507 | 7 |
| 8 | 125 | Jerzy Spinkiewicz | | | | UNIQ Racing | | EUR & ITA | 2:05.568 | 4 | 2:06.422 | 7 | 2:06.960 | 8 | 2:16.543 | 2 | 2:44.259 | 6 |
| 9 | 113 | Adrian Schimpf | | CHA | 2 | AST Competition | | EUR & ESP | 2:05.577 | 6 | 2:05.778 | 3 | 2:05.947 | 5 | 2:06.058 | 4 | 2:06.514 | 2 |
| 10 | 82 | Jacopo Guisepppe | | CHA | 3 | ESSECORSE | | EUR & ITA | 2:05.776 | 4 | 2:06.067 | 7 | 2:06.358 | 3 | 2:06.479 | 8 | 2:11.903 | 5 |
| 11 | 333 | Gabor Tim | | CHA | 4 | GM Sport | | EUR & MID | 2:06.016 | 3 | 2:06.283 | 6 | 2:08.566 | 2 | 2:10.522 | 7 | 2:16.388 | 4 |
| 12 | 107 | Cristian Ricciarini | | | | ESSECORSE | | EUR & ITA | 2:06.028 | 4 | 2:07.729 | 9 | 2:09.021 | 7 | 2:13.863 | 2 | 2:14.258 | 5 |
| 13 | 199 | Alejandro Schimpf | | CHA | 5 | AST Competition | | EUR & ESP | 2:06.047 | 3 | 2:06.876 | 8 | 2:08.145 | 4 | 2:09.317 | 7 | 2:17.141 | 9 |
| 14 | 93 | Lantos Szabolcs | | CHA | 6 | Carpek Racing | | MID | 2:06.144 | 4 | 2:06.417 | 6 | 2:14.775 | 3 | 2:15.189 | 2 | 2:41.827 | 7 |
| 15 | 211 | Nikola Miljkovic | | CHA | 7 | Tempo Racing Team | | EUR & MID | 2:06.167 | 6 | 2:06.472 | 5 | 2:06.677 | 3 | 2:07.922 | 9 | 2:13.803 | 2 |
| 16 | 43 | Damiano Puccetti | | CHA | 8 | Rangoni Corse | | EUR & MID | 2:06.197 | 2 | 2:06.492 | 8 | 2:06.501 | 3 | 2:06.575 | 6 | 2:06.888 | 7 |
| 17 | 99 | Guillaume Maio | | CHA | 9 | GM Sport | | EUR & MID | 2:06.219 | 3 | 2:06.598 | 8 | 2:06.666 | 7 | 2:06.719 | 6 | 2:12.528 | 5 |
| 18 | 9 | Andreas Stucki | | | | Stucki Motorsport | | MID | 2:06.317 | 7 | 2:06.443 | 5 | 2:06.717 | 9 | 2:08.682 | 6 | 2:09.470 | 8 |
| 19 | 55 | René Steemetz | | RAC | 2 | AST Competition | | EUR & MID | 2:06.387 | 6 | 2:06.987 | 4 | 2:12.032 | 5 | 2:13.837 | 3 | 2:27.553 | 7 |
| 20 | 60 | Leonardo Arduini | | CHA | 10 | MC Motor Tecnica | | EUR & ITA | 2:06.481 | 6 | 2:06.768 | 7 | 2:07.058 | 4 | 2:07.946 | 2 | 2:09.936 | 5 |
| 21 | 16 | Lionel Viguier | | RAC | 3 | T2CM | | EUR & FRA | 2:06.545 | 4 | 2:06.555 | 7 | 2:06.842 | 8 | 2:06.991 | 3 | 2:09.119 | 2 |
| 22 | 85 | Benjamin Cauvas | | RAC | 4 | GPA Racing | | EUR | 2:07.252 | 4 | 2:07.274 | 5 | 2:07.536 | 3 | 2:11.192 | 2 | 2:17.272 | 6 |
| 23 | 21 | Stephan Polderman | | RAC | 5 | AST Competition | | EUR & MID | 2:07.313 | 6 | 2:07.613 | 5 | 2:07.898 | 3 | 2:09.214 | 2 | 2:10.027 | 4 |
| 24 | 51 | Henrik Seibel | | CHA | 11 | Carpek Racing | | MID | 2:07.461 | 5 | 2:07.665 | 4 | 2:08.398 | 3 | 2:08.525 | 7 | 2:08.964 | 2 |
| 25 | 3 | Daniel Nyffeler | | CHA | 12 | Stucki Motorsport | | MID | 2:07.880 | 4 | 2:08.015 | 5 | 2:08.047 | 9 | 2:08.536 | 7 | 2:08.854 | 8 |





Hungaroring
Clio Cup Series
Qualifying - 2
Best 5 Top Speeds

CLIO CUP

SERIES

| Clas | N° | Driver | Nat | Cat | Cls | Team | Nat | Group | Top 1 | | Top 2 | | Top 3 | | Top 4 | | Top 5 | | Avg |
|------|-----|---------------------|-----|-----|-----|-------------------|-----|-----------|-------|-----|-------|-----|-------|-----|-------|-----|-------|-----|-------|
| | | | | | | | | | Km/h | Lap | Km/h | Lap | Km/h | Lap | Km/h | Lap | Km/h | Lap | |
| 1 | 101 | Tomas Pekar | CZE | | | Carpek Racing | CZE | EUR & MID | 184.9 | 3 | 182.4 | 2 | 181.5 | 4 | 181.2 | 5 | 180.6 | 6 | 182.1 |
| 2 | 55 | René Steemetz | NLD | RAC | 1 | AST Competition | ESP | EUR & MID | 184.6 | 6 | 184.3 | 3 | 183.9 | 4 | 183.0 | 2 | 179.4 | 5 | 183.0 |
| 3 | 15 | David Pouget | FRA | | | GPA Racing | FRA | EUR & FRA | 183.9 | 4 | 182.4 | 2 | 181.2 | 3 | | | | | 182.5 |
| 4 | 5 | Nicolas Milan | FRA | | | Milan Competition | FRA | EUR & FRA | 183.6 | 4 | 181.5 | 6 | 181.2 | 5 | 181.2 | 8 | 180.3 | 7 | 181.5 |
| 5 | 199 | Alejandro Schimpf | ESP | CHA | 1 | AST Competition | ESP | EUR & ESP | 183.6 | 2 | 183.3 | 3 | 182.7 | 4 | 182.1 | 6 | 181.8 | 5 | 182.7 |
| 6 | 113 | Adrian Schimpf | ESP | CHA | 2 | AST Competition | ESP | EUR & ESP | 183.3 | 7 | 182.1 | 4 | 182.1 | 6 | 181.5 | 3 | 181.2 | 2 | 182.0 |
| 7 | 91 | Luca Franca | ITA | RAC | 2 | MC Motortecnica | ITA | EUR & ITA | 183.0 | 2 | 182.7 | 8 | 181.5 | 3 | 179.1 | 6 | 177.9 | 4 | 180.8 |
| 8 | 16 | Lionel Viguier | FRA | RAC | 3 | T2CM | FRA | EUR & FRA | 182.7 | 7 | 181.5 | 8 | 180.6 | 5 | 180.3 | 4 | 179.7 | 3 | 180.9 |
| 9 | 43 | Damiano Puccetti | ITA | CHA | 3 | Rangoni Corse | ITA | EUR & MID | 182.7 | 4 | 182.4 | 2 | 179.7 | 3 | 179.1 | 8 | 178.5 | 7 | 180.4 |
| 10 | 107 | Cristian Ricciarini | ITA | | | ESSECORSE | ITA | EUR & ITA | 182.7 | 3 | 182.1 | 2 | 181.5 | 4 | 181.2 | 8 | 180.9 | 5 | 181.6 |
| 11 | 125 | Jerzy Spinkiewicz | POL | | | UNIQ Racing | POL | EUR & ITA | 182.7 | 3 | 182.7 | 4 | 182.1 | 5 | 180.6 | 2 | 179.7 | 7 | 181.5 |
| 12 | 558 | Pierre Bredeaux | FRA | CHA | 4 | Comte Racing Team | FRA | EUR | 182.7 | 2 | 182.1 | 3 | 182.1 | 4 | 181.5 | 8 | 181.2 | 5 | 181.9 |
| 13 | 82 | Jacopo Guisepe | ITA | CHA | 5 | ESSECORSE | ITA | EUR & ITA | 182.4 | 7 | 182.1 | 5 | 181.2 | 3 | 180.9 | 4 | 179.7 | 8 | 181.2 |
| 14 | 99 | Guillaume Maio | FRA | CHA | 6 | GM Sport | FRA | EUR & MID | 182.4 | 6 | 180.9 | 4 | 179.7 | 3 | 179.7 | 7 | 179.1 | 2 | 180.3 |
| 15 | 9 | Andreas Stucki | CHE | | | Stucki Motorsport | CHE | MID | 182.1 | 4 | 181.8 | 9 | 181.2 | 7 | 180.6 | 3 | 180.3 | 2 | 181.2 |
| 16 | 21 | Stephan Polderman | NLD | RAC | 4 | AST Competition | ESP | EUR & MID | 182.1 | 8 | 181.5 | 2 | 180.9 | 3 | 180.9 | 5 | 180.3 | 4 | 181.1 |
| 17 | 1 | Anthony Jurado | FRA | | | Milan Competition | FRA | EUR & MID | 181.8 | 5 | 181.5 | 4 | 181.2 | 3 | 180.9 | 2 | 180.9 | 6 | 181.2 |
| 18 | 211 | Nikola Mijjkovic | SRB | CHA | 7 | Tempo Racing Team | SRB | EUR & MID | 181.8 | 3 | 181.2 | 8 | 180.6 | 6 | 179.7 | 5 | 179.4 | 9 | 180.5 |
| 19 | 60 | Leonardo Arduini | ITA | CHA | 8 | MC Motortecnica | ITA | EUR & ITA | 181.5 | 7 | 180.9 | 4 | 180.3 | 6 | 180.3 | 8 | 179.1 | 5 | 180.4 |
| 20 | 85 | Benjamin Cauvas | FRA | RAC | 5 | GPA Racing | FRA | EUR | 181.5 | 8 | 181.2 | 4 | 180.3 | 3 | 180.0 | 5 | 179.4 | 6 | 180.4 |
| 21 | 12 | Gabriele Torelli | ITA | | | Rangoni Corse | ITA | EUR & MID | 181.2 | 6 | 180.6 | 2 | 180.6 | 3 | 180.6 | 7 | 180.3 | 5 | 180.6 |
| 22 | 51 | Henrik Seibel | DEU | CHA | 9 | Carpek Racing | CZE | MID | 181.2 | 2 | 180.6 | 3 | 178.5 | 8 | 178.5 | 9 | 177.0 | 4 | 179.1 |
| 23 | 93 | Lantos Szabolcs | CZE | CHA | 10 | Carpek Racing | CZE | MID | 181.2 | 4 | 180.9 | 6 | 180.0 | 5 | 179.1 | 2 | 177.6 | 3 | 179.7 |
| 24 | 333 | Gabor Tim | HUN | CHA | 11 | GM Sport | FRA | EUR & MID | 181.2 | 8 | 180.3 | 3 | 178.2 | 4 | 177.9 | 6 | 177.6 | 2 | 179.0 |
| 25 | 3 | Daniel Nyffeler | CHE | CHA | 12 | Stucki Motorsport | CHE | MID | 180.6 | 4 | 180.3 | 2 | 179.1 | 5 | 178.8 | 9 | 178.5 | 6 | 179.4 |





Hungaroring
Clio Cup Series
Qualifying - 2

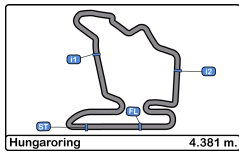
CLIO CUP

SERIES

Fastest Laps Sequence

| Lap | Time of Day | Session Time | N° Driver | Nat | Cat | Team | Nat | Group | Time | Km/h |
|-----|--------------|--------------|----------------------|-----|-----|-------------------|-----|-----------|----------|-------|
| 2 | 10:30:08.428 | 5:08.428 | 211 Nikola Miljkovic | | CHA | Tempo Racing Team | | EUR & MID | 2:13.803 | 117.8 |
| 2 | 10:30:13.756 | 5:13.756 | 9 Andreas Stucki | | | Stucki Motorsport | | MID | 2:13.292 | 118.3 |
| 2 | 10:30:14.298 | 5:14.298 | 51 Henrik Seibel | | CHA | Carpek Racing | | MID | 2:08.964 | 122.2 |
| 2 | 10:30:26.003 | 5:26.003 | 12 Gabriele Torelli | | | Rangoni Corse | | EUR & MID | 2:05.088 | 126.0 |
| 3 | 10:32:34.562 | 7:34.562 | 15 David Pouget | | | GPA Racing | | EUR & FRA | 2:05.044 | 126.1 |





Hungaroring
Clio Cup Series
Qualifying - 2

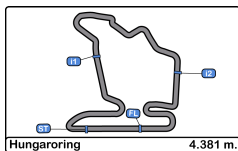
CLIO CUP

SERIES

Event Best Maximum Speed

| N° | Driver | Nat | Cat | Clas | Team | Nat | Group | Km/h | Session |
|-----|---------------------|-----|-----|------|-------------------|-----|-----------|-------|-------------------|
| 82 | Jacopo Guiseppe | | CHA | 1 | ESSECORSE | | EUR & ITA | 186.2 | Collective Test 1 |
| 1 | Anthony Jurado | | | | Milan Competition | | EUR & MID | 185.8 | Collective Test 1 |
| 60 | Leonardo Arduini | | CHA | 2 | MC Motortecnica | | EUR & ITA | 185.5 | Collective Test 1 |
| 199 | Alejandro Schimpf | | CHA | 3 | AST Competition | | EUR & ESP | 185.5 | Race - 1 |
| 55 | René Steemetz | | RAC | 1 | AST Competition | | EUR & MID | 185.2 | Collective Test 1 |
| 113 | Adrian Schimpf | | CHA | 4 | AST Competition | | EUR & ESP | 184.9 | Collective Test 2 |
| 21 | Stephan Polderman | | RAC | 2 | AST Competition | | EUR & MID | 184.9 | Collective Test 2 |
| 91 | Luca Franca | | RAC | 3 | MC Motortecnica | | EUR & ITA | 184.9 | Race - 1 |
| 101 | Tomas Pekar | | | | Carpek Racing | | EUR & MID | 184.9 | Qualifying - 2 |
| 558 | Pierre Bredeaux | | CHA | 5 | Comte Racing Team | | EUR | 184.6 | Collective Test 1 |
| 16 | Lionel Viguier | | RAC | 4 | T2CM | | EUR & FRA | 184.6 | Collective Test 2 |
| 5 | Nicolas Milan | | | | Milan Competition | | EUR & FRA | 184.6 | Race - 1 |
| 107 | Cristian Ricciarini | | | | ESSECORSE | | EUR & ITA | 184.3 | Qualifying - 1 |
| 211 | Nikola Miljkovic | | CHA | 6 | Tempo Racing Team | | EUR & MID | 184.3 | Race - 1 |
| 15 | David Pouget | | | | GPA Racing | | EUR & FRA | 183.9 | Collective Test 1 |
| 125 | Jerzy Spinkiewicz | | | | UNIQ Racing | | EUR & ITA | 183.9 | Collective Test 1 |
| 12 | Gabriele Torelli | | | | Rangoni Corse | | EUR & MID | 183.6 | Collective Test 1 |
| 333 | Gabor Tim | | CHA | 7 | GM Sport | | EUR & MID | 183.6 | Race - 1 |
| 43 | Damiano Puccetti | | CHA | 8 | Rangoni Corse | | EUR & MID | 183.3 | Collective Test 1 |
| 93 | Lantos Szabolcs | | CHA | 9 | Carpek Racing | | MID | 183.3 | Collective Test 1 |
| 3 | Daniel Nyffeler | | CHA | 10 | Stucki Motorsport | | MID | 183.0 | Collective Test 1 |
| 85 | Benjamin Cauvas | | RAC | 5 | GPA Racing | | EUR | 183.0 | Collective Test 2 |
| 99 | Guillaume Maio | | CHA | 11 | GM Sport | | EUR & MID | 182.7 | Race - 1 |
| 9 | Andreas Stucki | | | | Stucki Motorsport | | MID | 182.1 | Race - 1 |
| 51 | Henrik Seibel | | CHA | 12 | Carpek Racing | | MID | 181.2 | Qualifying - 2 |





Hungaroring
Clio Cup Series
Qualifying - 2
Pit Stop Analysis

CLIO CUP

SERIES

12 Gabriele Torelli EUR & MID

Rangoni Corse

| N° | In Day Time | In Time | Out Time | Pit Time | T. Pit Time | Handicap | Diff. |
|----|--------------|--------------|--------------|----------|-------------|----------|-------|
| 1 | 10:32:32.816 | 10:32:32.816 | 10:34:28.151 | 1:55.335 | 1:55.335 | | |

16 Lionel Viguier EUR & FRA

RAC T2CM

| N° | In Day Time | In Time | Out Time | Pit Time | T. Pit Time | Handicap | Diff. |
|----|--------------|--------------|--------------|----------|-------------|----------|-------|
| 1 | 10:37:04.481 | 10:37:04.481 | 10:39:23.480 | 2:18.999 | 2:18.999 | | |

43 Damiano Puccetti EUR & MID

CHA Rangoni Corse

| N° | In Day Time | In Time | Out Time | Pit Time | T. Pit Time | Handicap | Diff. |
|----|--------------|--------------|--------------|----------|-------------|----------|-------|
| 1 | 10:34:48.100 | 10:34:48.100 | 10:37:28.880 | 2:40.780 | 2:40.780 | | |

82 Jacopo Guisepe Cimenes EUR & ITA

CHA ESSECORSE

| N° | In Day Time | In Time | Out Time | Pit Time | T. Pit Time | Handicap | Diff. |
|----|--------------|--------------|--------------|----------|-------------|----------|-------|
| 1 | 10:36:32.879 | 10:36:32.879 | 10:37:52.166 | 1:19.287 | 1:19.287 | | |

85 Benjamin Cauvas EUR

RAC GPA Racing

| N° | In Day Time | In Time | Out Time | Pit Time | T. Pit Time | Handicap | Diff. |
|----|--------------|--------------|--------------|----------|-------------|----------|-------|
| 1 | 10:39:15.319 | 10:39:15.319 | 10:40:42.333 | 1:27.014 | 1:27.014 | | |

107 Cristian Ricciarini EUR & ITA

ESSECORSE

| N° | In Day Time | In Time | Out Time | Pit Time | T. Pit Time | Handicap | Diff. |
|----|--------------|--------------|--------------|----------|-------------|----------|-------|
| 1 | 10:36:46.210 | 10:36:46.210 | 10:38:17.553 | 1:31.343 | 1:31.343 | | |

125 Jerzy Spinkiewicz EUR & ITA

UNIQ Racing

| N° | In Day Time | In Time | Out Time | Pit Time | T. Pit Time | Handicap | Diff. |
|----|--------------|--------------|--------------|----------|-------------|----------|-------|
| 1 | 10:38:51.942 | 10:38:51.942 | 10:39:35.369 | 43.427 | 43.427 | | |

333 Gabor Tim EUR & MID

CHA GM Sport

| N° | In Day Time | In Time | Out Time | Pit Time | T. Pit Time | Handicap | Diff. |
|----|--------------|--------------|--------------|----------|-------------|----------|-------|
| 1 | 10:36:36.160 | 10:36:36.160 | 10:38:32.536 | 1:56.376 | 1:56.376 | | |

558 Pierre Bredeaux EUR

CHA Comte Racing Team

| N° | In Day Time | In Time | Out Time | Pit Time | T. Pit Time | Handicap | Diff. |
|----|--------------|--------------|--------------|----------|-------------|----------|-------|
| 1 | 10:39:04.940 | 10:39:04.940 | 10:40:39.612 | 1:34.672 | 1:34.672 | | |



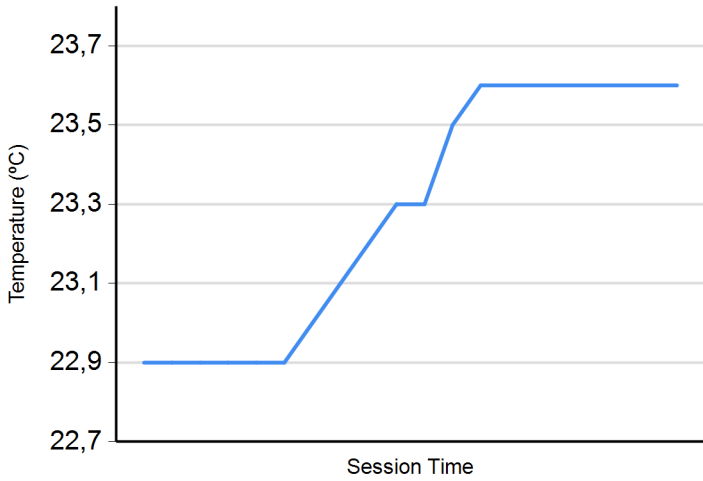


Hungaroring
Clio Cup Series
Qualifying - 2
Weather Report

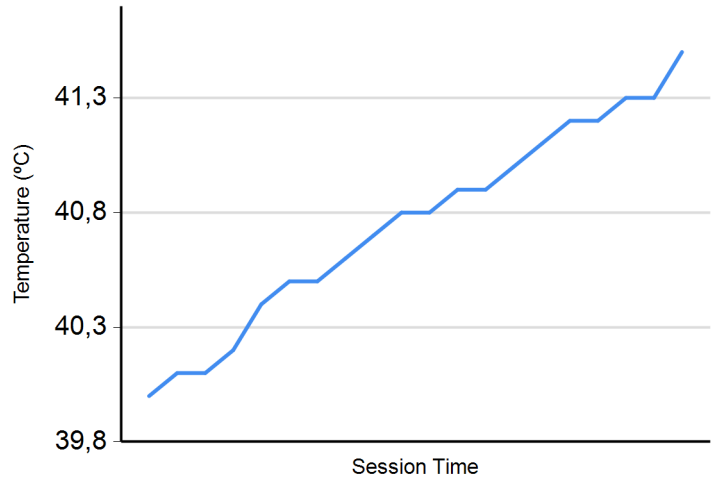
CLIO CUP

SERIES

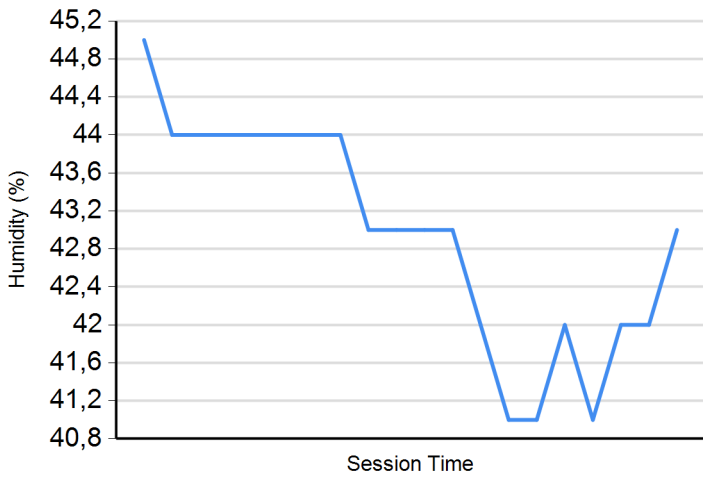
Air Temperature



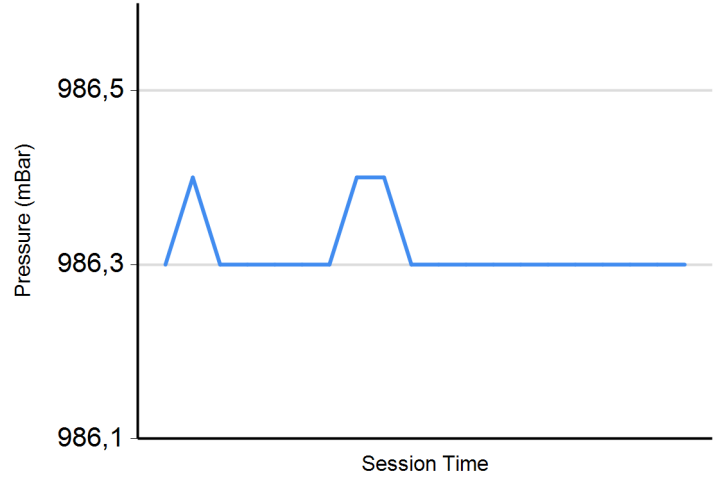
Track Temperature



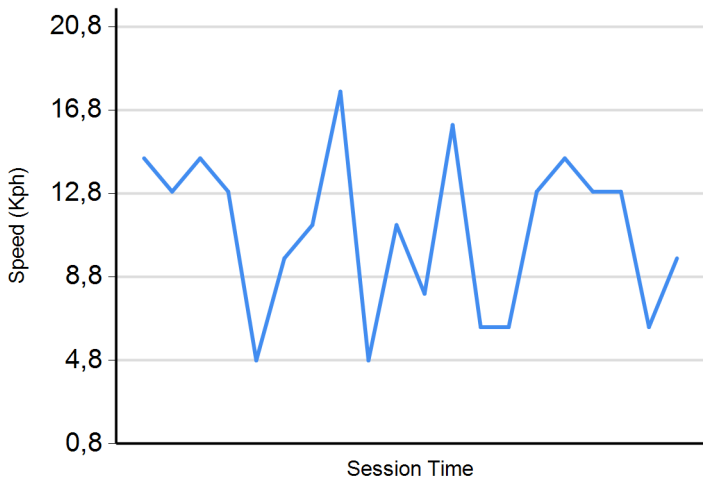
Humidity



Pressure



Wind Speed



Wind direction

