

Hungaroring
Euroformula Open
Race - 2
Provisional Results



Clas	Nº	Driver	Nat	Cat	Clas	Team	Nat	Vehicle	Laps	Total Time	Gap	Interval	Km/h	Best	Time	Km/h
1	23	Bryce Aron	USA			Team Motopark	DEU	Dallara F320 Spiess	17	27:23.388			163.1	3	1:35.707	164.7
2	21	Josh Mason	GBR			CryptoTower Racing Team	JPN	Dallara F320 Spiess	17	27:31.800	8.412	8.412	162.3	6	1:36.263	163.8
3	10	Juju Noda	JPN	R	1	Noda Racing	JPN	Dallara F320 Spiess	17	27:32.185	8.797	0.385	162.2	5	1:36.200	163.9
4	19	Noel Leon	MEX			Team Motopark	DEU	Dallara F320 Spiess	17	27:32.949	9.561	0.764	162.2	3	1:36.359	163.6
5	84	Francesco Simonazzi	ITA			BVM Racing	ITA	Dallara F320 Spiess	17	27:33.768	10.380	0.819	162.1	5	1:36.365	163.6
6	20	Benjamin Berta	HUN			CryptoTower Racing Team	JPN	Dallara F320 Spiess	17	27:35.265	11.877	1.497	161.9	6	1:36.488	163.4
7	26	Jakob Bergmeister	DEU	R	2	Team Motopark	DEU	Dallara F320 Spiess	17	27:41.629	18.241	6.364	161.3	5	1:36.610	163.2
8	73	Cian Shields	GBR			Team Motopark	DEU	Dallara F320 Spiess	17	28:04.766	41.378	23.137	159.1	4	1:36.086	164.1
9	7	Vladimir Netusil	CZE	GC	1	Effective Racing	CZE	Dallara F320 HWA	16	28:38.835	1 Lap	1 Lap	146.8	6	1:37.293	162.1

Fastest lap Bryce Aron in 1:35.707 at 164.7 Km/h in lap 3

*** PENALTIES**

DRIVE THROUGH CAR #73 - CARRYING OUT SERVICE OPERATIONS AFTER 1 MINUTE BOARD DONE DURING THE RACE

Published at:.....

Track Temp: **45.3 °C** Air Temp: **23.9 °C** Humidity: **42 %** Track Status: **DRY**

Race Director:

Neus Santamaría Sanromà

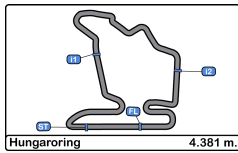
DPB-0819-ESP/CAT

Timekeeper:

Luis Garcia

JOB-1605-ESP/M





Hungaroring
Euroformula Open
Race - 2
Provisional Results by Category



Rookie																
Clas	Nº	Driver	Nat	Cat	Clas	Team	Nat	Vehicle	Laps	Total Time	Gap	Interval	Km/h	Best	Time	Km/h
1	10	Juju Noda		R	1	Noda Racing		Dallara F320 Spiess	17	27:32.185			162.2	5	1:36.200	163.9
2	26	Jakob Bergmeister		R	2	Team Motopark		Dallara F320 Spiess	17	27:41.629	9.444	9.444	161.3	5	1:36.610	163.2

GC																
Clas	Nº	Driver	Nat	Cat	Clas	Team	Nat	Vehicle	Laps	Total Time	Gap	Interval	Km/h	Best	Time	Km/h
1	7	Vladimir Netusil		GC	1	Effective Racing		Dallara F320 HWA	16	28:38.835			146.8	6	1:37.293	162.1

Clas	Nº	Driver	Nat	Cat	Clas	Team	Nat	Vehicle	Laps	Total Time	Gap	Interval	Km/h	Best	Time	Km/h
1	23	Bryce Aron				Team Motopark		Dallara F320 Spiess	17	27:23.388			163.1	3	1:35.707	164.7
2	21	Josh Mason				CryptoTower Racing Team		Dallara F320 Spiess	17	27:31.800	8.412	8.412	162.3	6	1:36.263	163.8
3	19	Noel Leon				Team Motopark		Dallara F320 Spiess	17	27:32.949	9.561	1.149	162.2	3	1:36.359	163.6
4	84	Francesco Simonazzi				BVM Racing		Dallara F320 Spiess	17	27:33.768	10.380	0.819	162.1	5	1:36.365	163.6
5	20	Benjamin Berta				CryptoTower Racing Team		Dallara F320 Spiess	17	27:35.265	11.877	1.497	161.9	6	1:36.488	163.4
6	73	Cian Shields				Team Motopark		Dallara F320 Spiess	17	28:04.766	41.378	29.501	159.1	4	1:36.086	164.1

Fastest lap Bryce Aron in 1:35.707 at 164.7 Km/h in lap 3

*** PENALTIES**

DRIVE THROUGH CAR #73 - CARRYING OUT SERVICE OPERATIONS AFTER 1 MINUTE BOARD DONE DURING THE RACE

Published at:.....

Track Temp: **45.3 °C** Air Temp: **23.9 °C** Humidity: **42 %** Track Status: **DRY**

Race Director:

Neus Santamaría Sanromà

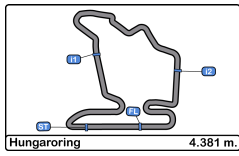
DPB-0819-ESP/CAT

Timekeeper:

Luis Garcia

JOB-1605-ESP/M





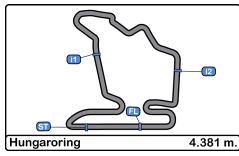
Hungaroring
Euroformula Open
Race - 2



Provisional Classification by Driver Fastest Lap

Clas	Nº	Driver	Nat	Cat	Clas	Team	Nat	Vehicle	Laps	Best	Time	Gap	Interval	Km/h
1	23	Bryce Aron		USA		Team Motopark		Dallara F320 Spiess	17	3	1:35.707			164.7
2	73	Cian Shields		GBR		Team Motopark		Dallara F320 Spiess	17	4	1:36.086	0.379	0.379	164.1
3	10	Juju Noda		JPN	R 1	Noda Racing		Dallara F320 Spiess	17	5	1:36.200	0.493	0.114	163.9
4	21	Josh Mason		GBR		CryptoTower Racing Team		Dallara F320 Spiess	17	6	1:36.263	0.556	0.063	163.8
5	19	Noel Leon		MEX		Team Motopark		Dallara F320 Spiess	17	3	1:36.359	0.652	0.096	163.6
6	84	Francesco Simonazzi		ITA		BVM Racing		Dallara F320 Spiess	17	5	1:36.365	0.658	0.006	163.6
7	20	Benjamin Berta		HUN		CryptoTower Racing Team		Dallara F320 Spiess	17	6	1:36.488	0.781	0.123	163.4
8	26	Jakob Bergmeister		DEU	R 2	Team Motopark		Dallara F320 Spiess	17	5	1:36.610	0.903	0.122	163.2
9	7	Vladimir Netusil		CZE	GC 1	Effective Racing		Dallara F320 HWA	16	6	1:37.293	1.586	0.683	162.1





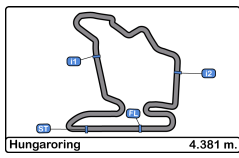
Hungaroring Euroformula Open Race - 2



Distance and Speed Average

Clas	Nº	Driver	Nat	Cat	Clas	Team	Nat	Vehicle	Laps	Distance	Total Time	Km/h
1	23	Bryce Aron		USA		Team Motopark		Dallara F320 Spiess	17	74.47	27:23.388	163.1
2	21	Josh Mason		GBR		CryptoTower Racing Team		Dallara F320 Spiess	17	74.47	27:31.800	162.3
3	10	Juju Noda		JPN	R 1	Noda Racing		Dallara F320 Spiess	17	74.47	27:32.185	162.2
4	19	Noel Leon		MEX		Team Motopark		Dallara F320 Spiess	17	74.47	27:32.949	162.2
5	84	Francesco Simonazzi		ITA		BVM Racing		Dallara F320 Spiess	17	74.47	27:33.768	162.1
6	20	Benjamin Berta		HUN		CryptoTower Racing Team		Dallara F320 Spiess	17	74.47	27:35.265	161.9
7	26	Jakob Bergmeister		DEU	R 2	Team Motopark		Dallara F320 Spiess	17	74.47	27:41.629	161.3
8	73	Cian Shields		GBR		Team Motopark		Dallara F320 Spiess	17	74.47	28:04.766	159.1
9	7	Vladimir Netusil		CZE	GC 1	Effective Racing		Dallara F320 HWA	16	70.09	28:38.835	146.8





Hungaroring
Euroformula Open
Race - 2
Lap Analysis



7 Vladimir Netusil Dallara F320 HWA **19** Noel Leon Dallara F320 Spiess

GC Effective Racing Team Motopark

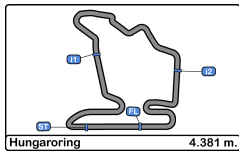
Lap	D	Time	Sector 1	Sector 2	Sector 3	T. Spd	Elapsed	Lap	D	Time	Sector 1	Sector 2	Sector 3	T. Spd	Elapsed
1		1:46.921	43.189	36.124	27.608	192.5	1:46.921	1		1:43.293	41.618	35.085	26.590	186.8	1:43.293
2		1:39.506	36.930	35.370	27.206	215.5	3:26.427	2		1:36.912	36.016	34.197	26.699	221.7	3:20.205
3		1:38.691	37.010	34.799	26.882	216.8	5:05.118	3		1:36.359	36.043	33.781	26.535	220.4	4:56.564
4		1:37.464	36.157	34.445	26.862	219.5	6:42.582	4		1:36.418	35.803	34.106	26.509	221.7	6:32.982
5		1:37.370	36.078	34.415	26.877	218.6	8:19.952	5		1:36.575	35.779	34.031	26.765	222.6	8:09.557
6		1:37.293	36.165	34.275	26.853	217.3	9:57.245	6		1:36.412	35.886	33.835	26.691	219.0	9:45.969
7		1:37.299	36.284	34.128	26.887	216.8	11:34.544	7		1:36.701	35.866	34.096	26.739	219.9	11:22.670
8		3:54.441	36.401	2:49.328	28.712	217.3	15:28.985	8		1:36.686	35.932	34.124	26.630	219.0	12:59.356
9		1:40.599	37.277	36.072	27.250	215.5	17:09.584	9		1:36.695	35.717	34.279	26.699	221.3	14:36.051
10		1:38.480	36.394	34.920	27.166	216.8	18:48.064	10		1:36.882	35.952	34.099	26.831	221.3	16:12.933
11		1:38.335	36.463	34.702	27.170	216.4	20:26.399	11		1:37.034	35.971	34.245	26.818	220.4	17:49.967
12		1:38.461	36.550	34.820	27.091	215.1	22:04.860	12		1:37.071	35.917	34.182	26.972	220.4	19:27.038
13		1:38.410	36.455	34.768	27.187	216.8	23:43.270	13		1:37.110	35.940	34.333	26.837	219.9	21:04.148
14		1:38.281	36.422	34.759	27.100	217.3	25:21.551	14		1:37.148	35.967	34.341	26.840	219.9	22:41.296
15		1:38.462	36.529	34.861	27.072	219.0	27:00.013	15		1:37.142	36.056	34.259	26.827	221.3	24:18.438
16		1:38.822	36.394	35.108	27.320	217.3	28:38.835	16		1:37.238	35.933	34.518	26.787	222.2	25:55.676
17								17		1:37.273	36.006	34.355	26.912	222.6	27:32.949

10 Juju Noda Dallara F320 Spiess **20** Benjamin Berta Dallara F320 Spiess

Rookie Noda Racing CryptoTower Racing Team

Lap	D	Time	Sector 1	Sector 2	Sector 3	T. Spd	Elapsed	Lap	D	Time	Sector 1	Sector 2	Sector 3	T. Spd	Elapsed
1		1:42.863	41.417	34.764	26.682	183.0	1:42.863	1		1:44.489	42.201	35.259	27.029	189.1	1:44.489
2		1:36.741	36.008	34.122	26.611	220.4	3:19.604	2		1:36.832	36.123	34.014	26.695	221.7	3:21.321
3		1:36.384	35.785	34.150	26.449	221.3	4:55.988	3		1:36.502	35.937	33.949	26.616	220.8	4:57.823
4		1:36.510	35.775	34.155	26.580	222.2	6:32.498	4		1:36.529	35.880	33.880	26.769	220.8	6:34.352
5		1:36.200	35.687	33.992	26.521	222.2	8:08.698	5		1:36.660	35.841	34.168	26.651	220.4	8:11.012
6		1:36.571	35.887	33.980	26.704	222.2	9:45.269	6		1:36.488	35.863	33.982	26.643	219.0	9:47.500
7		1:36.532	35.943	33.970	26.619	219.5	11:21.801	7		1:36.840	35.972	34.118	26.750	219.0	11:24.340
8		1:36.683	35.902	34.232	26.549	220.8	12:58.484	8		1:37.028	35.966	34.339	26.723	218.6	13:01.368
9		1:36.797	35.749	34.380	26.668	223.1	14:35.281	9		1:36.766	35.853	34.233	26.680	219.5	14:38.134
10		1:36.894	35.890	34.396	26.608	222.2	16:12.175	10		1:36.949	36.042	34.214	26.693	219.9	16:15.083
11		1:36.832	35.897	34.411	26.524	221.3	17:49.007	11		1:36.939	35.920	34.271	26.748	219.0	17:52.022
12		1:37.250	35.946	34.627	26.677	224.0	19:26.257	12		1:37.468	35.996	34.620	26.852	219.9	19:29.490
13		1:37.096	35.809	34.420	26.867	219.5	21:03.353	13		1:37.326	36.042	34.316	26.968	218.1	21:06.816
14		1:37.140	35.998	34.421	26.721	220.8	22:40.493	14		1:37.321	36.170	34.367	26.784	218.1	22:44.137
15		1:37.188	36.099	34.391	26.698	222.6	24:17.681	15		1:37.080	36.030	34.273	26.777	218.6	24:21.217
16		1:37.210	35.954	34.533	26.723	225.4	25:54.891	16		1:36.947	35.944	34.278	26.725	219.9	25:58.164
17		1:37.294	35.818	34.635	26.841	225.0	27:32.185	17		1:37.101	36.150	34.257	26.694	220.4	27:35.265





Hungaroring
Euroformula Open
Race - 2
Lap Analysis



21

Josh Mason

Dallara F320 Spiess **26**

Jakob Bergmeister

Dallara F320 Spiess

CryptoTower Racing Team Rookie

Team Motopark

Lap	D	Time	Sector 1	Sector 2	Sector 3	T. Spd	Elapsed	Lap	D	Time	Sector 1	Sector 2	Sector 3	T. Spd	Elapsed
1		1:42.236	41.020	34.537	26.679	183.9	1:42.236	1		1:45.233	42.575	35.651	27.007	188.8	1:45.233
2		1:36.745	36.014	34.183	26.548	218.1	3:18.981	2		1:36.846	35.957	34.263	26.626	219.0	3:22.079
3		1:36.407	35.968	33.982	26.457	219.0	4:55.388	3		1:36.639	35.907	34.140	26.592	219.9	4:58.718
4		1:36.396	35.932	34.054	26.410	219.0	6:31.784	4		1:36.635	35.846	34.217	26.572	220.4	6:35.353
5		1:36.482	35.832	34.035	26.615	219.0	8:08.266	5		1:36.610	35.786	34.106	26.718	219.9	8:11.963
6		1:36.263	35.780	33.972	26.511	217.3	9:44.529	6		1:37.162	36.257	34.195	26.710	219.0	9:49.125
7		1:36.719	35.960	34.168	26.591	216.8	11:21.248	7		1:36.935	36.037	34.267	26.631	217.3	11:26.060
8		1:36.681	36.066	34.076	26.539	217.3	12:57.929	8		1:36.986	35.923	34.395	26.668	218.1	13:03.046
9		1:36.815	35.902	34.240	26.673	219.0	14:34.744	9		1:37.237	35.866	34.612	26.759	220.4	14:40.283
10		1:36.817	35.965	34.276	26.576	219.0	16:11.561	10		1:37.107	36.067	34.286	26.754	219.5	16:17.390
11		1:37.092	36.138	34.268	26.686	218.1	17:48.653	11		1:37.351	35.989	34.388	26.974	218.6	17:54.741
12		1:36.957	36.004	34.237	26.716	219.0	19:25.610	12		1:38.739	36.038	35.666	27.035	218.6	19:33.480
13		1:37.215	36.032	34.361	26.822	217.3	21:02.825	13		1:37.454	36.145	34.479	26.830	217.3	21:10.934
14		1:37.266	36.022	34.433	26.811	218.1	22:40.091	14		1:37.636	36.139	34.554	26.943	217.3	22:48.570
15		1:37.218	36.112	34.382	26.724	217.7	24:17.309	15		1:37.627	36.187	34.638	26.802	217.3	24:26.197
16		1:37.133	35.997	34.476	26.660	219.0	25:54.442	16		1:37.806	36.326	34.645	26.835	219.9	26:04.003
17		1:37.358	36.077	34.411	26.870	219.5	27:31.800	17		1:37.626	36.066	34.696	26.864	219.5	27:41.629

23

Bryce Aron

Dallara F320 Spiess **73**

Cian Shields

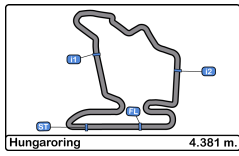
Dallara F320 Spiess

Team Motopark

Team Motopark

Lap	D	Time	Sector 1	Sector 2	Sector 3	T. Spd	Elapsed	Lap	D	Time	Sector 1	Sector 2	Sector 3	T. Spd	Elapsed
1		1:40.730	40.316	33.903	26.511	179.4	1:40.730	1		1:48.573	46.984	34.861	26.728		1:48.573
2		1:36.203	35.882	33.911	26.410	217.3	3:16.933	2		1:38.119	35.898	34.968	27.253	216.8	3:26.692
3		1:35.707	35.753	33.617	26.337	218.6	4:52.640	3		1:36.658	36.108	33.953	26.597	220.8	5:03.350
4		1:36.033	35.732	33.819	26.482	218.6	6:28.673	4		1:36.086	35.775	33.807	26.504	218.1	6:39.436
5		1:36.090	35.742	33.805	26.543	218.1	8:04.763	5		1:36.355	35.648	34.008	26.699	217.7	8:15.791
6		1:35.873	35.738	33.601	26.534	217.3	9:40.636	6		1:36.935	36.212	34.203	26.520	216.8	9:52.726
7		1:36.184	35.822	33.791	26.571	216.8	11:16.820	7		1:42.044 P	36.072	34.446	31.526	216.8	11:34.770
8		1:36.197	35.781	33.885	26.531	217.3	12:53.017	8		1:56.344	55.100	34.471	26.773		13:31.114
9		1:36.574	35.724	34.206	26.644	218.6	14:29.591	9		1:36.547	35.878	34.044	26.625	217.7	15:07.661
10		1:36.438	35.746	34.041	26.651	219.0	16:06.029	10		1:36.719	35.954	34.094	26.671	217.3	16:44.380
11		1:36.867	35.944	34.163	26.760	217.3	17:42.896	11		1:37.596	36.444	34.181	26.971	216.8	18:21.976
12		1:36.731	35.941	33.993	26.797	218.6	19:19.627	12		1:37.271	36.197	34.048	27.026	216.4	19:59.247
13		1:36.904	35.937	34.136	26.831	217.3	20:56.531	13		1:36.866	36.180	34.014	26.672	215.5	21:36.113
14		1:36.759	35.963	34.046	26.750	217.3	22:33.290	14		1:38.456	36.048	35.582	26.826	216.0	23:14.569
15		1:36.755	35.973	34.057	26.725	218.1	24:10.045	15		1:36.892	36.107	34.144	26.641	217.3	24:51.461
16		1:36.514	35.734	34.103	26.677	219.0	25:46.559	16		1:36.651	35.888	34.100	26.663	218.6	26:28.112
17		1:36.829	35.768	34.200	26.861	219.5	27:23.388	17		1:36.654	36.021	33.976	26.657	218.1	28:04.766





Hungaroring
Euroformula Open
Race - 2
Lap Analysis



84

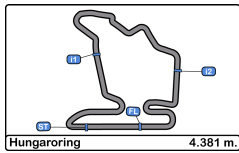
Francesco Simonazzi

Dallara F320 Spiess

BVM Racing

Lap	D	Time	Sector 1	Sector 2	Sector 3	T. Spd	Elapsed
1		1:44.088	41.798	35.227	27.063	182.4	1:44.088
2		1:36.470	36.012	33.853	26.605	220.4	3:20.558
3		1:36.487	36.033	33.837	26.617	225.0	4:57.045
4		1:36.558	35.748	34.166	26.644	224.0	6:33.603
5		1:36.365	35.704	33.951	26.710	223.1	8:09.968
6		1:36.623	35.967	33.980	26.676	223.1	9:46.591
7		1:36.494	35.837	33.905	26.752	220.8	11:23.085
8		1:36.855	35.967	34.237	26.651	223.1	12:59.940
9		1:37.111	35.821	34.534	26.756	223.6	14:37.051
10		1:36.702	36.054	33.931	26.717	220.8	16:13.753
11		1:37.080	35.997	33.976	27.107	220.8	17:50.833
12		1:37.028	35.919	34.240	26.869	222.2	19:27.861
13		1:37.190	36.050	34.191	26.949	220.4	21:05.051
14		1:37.182	36.028	34.341	26.813	219.9	22:42.233
15		1:37.113	36.131	34.031	26.951	221.3	24:19.346
16		1:37.208	35.990	34.355	26.863	221.3	25:56.554
17		1:37.214	35.964	34.276	26.974	222.6	27:33.768

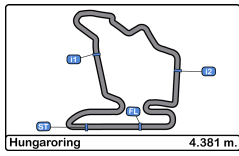




Hungaroring
Euroformula Open
Race - 2
Analysis by Lap



Num	Lap Time	Gap	Num	Lap Time	Gap	Num	Lap Time	Gap	Num	Lap Time	Gap
Lap 1											
23	1:40.730		23	1:35.873		23	1:36.867		23	1:36.514	
21	1:42.236	01.506	21	1:36.263	03.893	21	1:37.092	05.757	21	1:37.133	07.883
10	1:42.863	02.133	10	1:36.571	04.633	10	1:36.832	06.111	10	1:37.210	08.332
19	1:43.293	02.563	19	1:36.412	05.333	19	1:37.034	07.071	19	1:37.238	09.117
84	1:44.088	03.358	84	1:36.623	05.955	84	1:37.080	07.937	84	1:37.208	09.995
20	1:44.489	03.759	20	1:36.488	06.864	20	1:36.939	09.126	20	1:36.947	11.605
26	1:45.233	04.503	26	1:37.162	08.489	26	1:37.351	11.845	26	1:37.806	17.444
7	1:46.921	06.191	73	1:36.935	12.090	73	1:37.596	39.080	73	1:36.651	41.553
73	1:48.573	07.843	7	1:37.293	16.609	7	1:38.480	1 Lap	7	1:38.462	1 Lap
Lap 2											
23	1:36.203		23	1:36.184		23	1:36.731		23	1:36.829	
21	1:36.745	02.048	21	1:36.719	04.428	21	1:36.957	05.983	21	1:37.358	08.412
10	1:36.741	02.671	10	1:36.532	04.981	10	1:37.250	06.630	10	1:37.294	08.797
19	1:36.912	03.272	19	1:36.701	05.850	19	1:37.071	07.411	19	1:37.273	09.561
84	1:36.470	03.625	84	1:36.494	06.265	84	1:37.028	08.234	84	1:37.214	10.380
20	1:36.832	04.388	20	1:36.840	07.520	20	1:37.468	09.863	20	1:37.101	11.877
26	1:36.846	05.146	26	1:36.935	09.240	26	1:38.739	13.853	26	1:37.626	18.241
7	1:39.506	09.494	7	1:37.299	17.724	73	1:37.271	39.620	73	1:36.654	41.378
73	1:38.119	09.759	73	1:42.044	17.950	7	1:38.335	1 Lap	7	1:38.822	1 Lap
Lap 3											
23	1:35.707		23	1:36.197		23	1:36.904		23	1:36.904	
21	1:36.407	02.748	21	1:36.681	04.912	21	1:37.215	06.294	21	1:37.215	06.294
10	1:36.384	03.348	10	1:36.683	05.467	10	1:37.096	06.822	10	1:37.096	06.822
19	1:36.359	03.924	19	1:36.686	06.339	19	1:37.110	07.617	19	1:37.110	07.617
84	1:36.487	04.405	84	1:36.855	06.923	84	1:37.190	08.520	84	1:37.190	08.520
20	1:36.502	05.183	20	1:37.028	08.351	20	1:37.326	10.285	20	1:37.326	10.285
26	1:36.639	06.078	26	1:36.986	10.029	26	1:37.454	14.403	26	1:37.454	14.403
73	1:36.658	10.710	73	1:56.344	38.097	73	1:36.866	39.582	73	1:36.866	39.582
7	1:38.691	12.478				7	1:38.461	1 Lap	7	1:38.461	1 Lap
Lap 4											
23	1:36.033		23	1:36.574		23	1:36.759		23	1:36.759	
21	1:36.396	03.111	21	1:36.815	05.153	21	1:37.266	06.801	21	1:37.266	06.801
10	1:36.510	03.825	10	1:36.797	05.690	10	1:37.140	07.203	10	1:37.140	07.203
19	1:36.418	04.309	19	1:36.695	06.460	19	1:37.148	08.006	19	1:37.148	08.006
84	1:36.558	04.930	84	1:37.111	07.460	84	1:37.182	08.943	84	1:37.182	08.943
20	1:36.529	05.679	20	1:36.766	08.543	20	1:37.321	10.847	20	1:37.321	10.847
26	1:36.635	06.680	26	1:37.237	10.692	26	1:37.636	15.280	26	1:37.636	15.280
73	1:36.086	10.763	73	1:36.547	38.070	73	1:38.456	41.279	73	1:38.456	41.279
7	1:37.464	13.909	7	3:54.441	1 Lap	7	1:38.410	1 Lap	7	1:38.410	1 Lap
Lap 5											
23	1:36.090		23	1:36.438		23	1:36.755		23	1:36.755	
21	1:36.482	03.503	21	1:36.817	05.532	21	1:37.218	07.264	21	1:37.218	07.264
10	1:36.200	03.935	10	1:36.894	06.146	10	1:37.188	07.636	10	1:37.188	07.636
19	1:36.575	04.794	19	1:36.882	06.904	19	1:37.142	08.393	19	1:37.142	08.393
84	1:36.365	05.205	84	1:36.702	07.724	84	1:37.113	09.301	84	1:37.113	09.301
20	1:36.660	06.249	20	1:36.949	09.054	20	1:37.080	11.172	20	1:37.080	11.172
26	1:36.610	07.200	26	1:37.107	11.361	26	1:37.627	16.152	26	1:37.627	16.152
73	1:36.355	11.028	73	1:36.719	38.351	73	1:36.892	41.416	73	1:36.892	41.416
7	1:37.370	15.189	7	1:40.599	1 Lap	7	1:38.281	1 Lap	7	1:38.281	1 Lap
Lap 6											
23	1:35.873		23	1:36.184		23	1:36.731		23	1:36.829	
21	1:36.263	03.893	21	1:36.719	04.428	21	1:36.957	05.983	21	1:37.358	08.412
10	1:36.571	04.633	10	1:36.532	04.981	10	1:37.250	06.630	10	1:37.294	08.797
19	1:36.412	05.333	19	1:36.701	05.850	19	1:37.071	07.411	19	1:37.273	09.561
84	1:36.623	05.955	84	1:36.494	06.265	84	1:37.028	08.234	84	1:37.214	10.380
20	1:36.488	06.864	20	1:36.840	07.520	20	1:37.468	09.863	20	1:37.101	11.877
26	1:37.162	08.489	26	1:36.935	09.240	26	1:38.739	13.853	26	1:37.626	18.241
73	1:36.935	12.090	7	1:37.299	17.724	73	1:37.271	39.620	73	1:36.654	41.378
7	1:37.293	16.609	73	1:42.044	17.950	7	1:38.335	1 Lap	7	1:38.822	1 Lap
Lap 7											
23	1:36.184		23	1:36.197		23	1:36.904		23	1:36.904	
21	1:36.719	04.428	21	1:36.681	04.912	21	1:37.215	06.294	21	1:37.215	06.294
10	1:36.532	04.981	10	1:36.683	05.467	10	1:37.096	06.822	10	1:37.096	06.822
19	1:36.701	05.850	19	1:36.686	06.339	19	1:37.110	07.617	19	1:37.110	07.617
84	1:36.494	06.265	84	1:36.855	06.923	84	1:37.190	08.520	84	1:37.190	08.520
20	1:36.840	07.520	20	1:37.028	08.351	20	1:37.326	10.285	20	1:37.326	10.285
26	1:36.935	09.240	26	1:36.986	10.029	26	1:37.454	14.403	26	1:37.454	14.403
7	1:37.299	17.724	73	1:56.344	38.097	73	1:36.866	39.582	73	1:36.866	39.582
73	1:42.044	17.950				7	1:38.461	1 Lap	7	1:38.461	1 Lap
Lap 8											
23	1:36.184		23	1:36.574		23	1:36.759		23	1:36.759	
21	1:36.719	04.428	21	1:36.815	05.153	21	1:37.266	06.801	21	1:37.266	06.801
10	1:36.532	04.981	10	1:36.797	05.690	10	1:37.140	07.203	10	1:37.140	07.203
19	1:36.701	05.850	19	1:36.695	06.460	19	1:37.148	08.006	19	1:37.148	08.006
84	1:36.494	06.265	84	1:37.111	07.460	84	1:37.182	08.943	84	1:37.182	08.943
20	1:36.840	07.520	20	1:36.766	08.543	20	1:37.321	10.847	20	1:37.321	10.847
26	1:36.935	09.240	26	1:37.237	10.692	26	1:37.636	15.280	26	1:37.636	15.280
7	1:37.299	17.724	73	1:36.547	38.070	73	1:38.456	41.279	73	1:38.456	41.279
73	1:42.044	17.950	7	3:54.441	1 Lap	7	1:38.410	1 Lap	7	1:38.410	1 Lap
Lap 9											
23	1:36.184		23	1:36.574		23	1:36.759		23	1:36.759	
21	1:36.719	04.428	21	1:36.815	05.153	21	1:37.266	06.801	21	1:37.266	06.801
10	1:36.532	04.981	10	1:36.797	05.690	10	1:37.140	07.203	10	1:37.140	07.203
19	1:36.701	05.850	19	1:36.695	06.460	19	1:37.148	08.006	19	1:37.148	08.006
84	1:36.494	06.265	84	1:37.111	07.460	84	1:37.182	08.943	84	1:37.182	08.943
20	1:36.840	07.520	20	1:36.766	08.543	20	1:37.321	10.847	20	1:37.321	10.847
26	1:36.935	09.240	26	1:37.237	10.692	26	1:37.636	15.280	26	1:37.636	15.280
7	1:37.299	17.724	73	1:36.547	38.070	73	1:38.456	41.279	73	1:38.456	41.279
73	1:42.044	17.950	7	3:54.441	1 Lap	7	1:38.410	1 Lap	7	1:38.410	1 Lap
Lap 10											
23	1:36.184		23	1:36.438		23	1:36.755		23	1:36.755	
21	1:36.719	04.428	21	1:36.817	05.532	21	1:37.218	07.264	21	1:37.218	07.264
10	1:36.532	04.981	10	1:36.894	06.146	10	1:37.188	07.636	10	1:37.188	07.636
19	1:36.701	05.850	19	1:36.882	06.904	19	1:37.142	08.393	19	1:37.142	08.393
84	1:36.494	06.265	84	1:36.702	07.724	84	1:37.113	09.301	84	1:37.113	09.301
20	1:36.840	07.520	20	1:36.949	09.054	20	1:37.080	11.172	20	1:37.080	11.172
26	1:36.935	09.240	26	1:37.107	11.361	26	1:37.627	16.152	26	1:37.627	16.152
7	1:37.299	17.724	73	1:36.719	38.351	73	1:36.892	41.416	73	1:36.892	41.416
73	1:42.044	17.950	7	1:40.599	1 Lap	7	1:38.281	1 Lap	7	1:38.281	1 Lap
Lap 11											
23	1:36.867		23	1:35.873		23	1:36.867		23	1:36.514	
21	1:37.092	05.757	21	1:36.263	03.893	21	1:37.092	05.757	21	1:37.133	07.883
10	1:36.832	06.111	10	1:36.571	04.633	10	1:36.832	06.111	10	1:37.210	08.332
19	1:37.034	07.071	19	1:36.412	05.333	19	1:37.034	07.071	19	1:37.238	09.117
84	1:37.080	07.937	84	1:36.623	05.955	84	1:37.080	07.937	84	1:37.208	09.995
20	1:36.939										

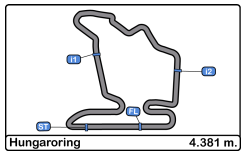


Hungaroring
Euroformula Open
Race - 2
Best Sectors Results



Sector - 1				Sector - 2				Sector - 3				Ideal Lap vs Best Lap			
Clas	Nº	Driver	Time	Nº	Driver	Time	Nº	Driver	Time	Clas	Nº	Driver	Ideal Lap	Best Lap	Clas
1	73	Cian Shields	35.648	23	Bryce Aron	33.601	23	Bryce Aron	26.337	1	23	Bryce Aron	1:35.662	1:35.707	1
2	10	Juju Noda	35.687	19	Noel Leon	33.781	21	Josh Mason	26.410	2	73	Cian Shields	1:35.959	1:36.086	2
3	84	Francesco Simonazzi	35.704	73	Cian Shields	33.807	10	Juju Noda	26.449	3	19	Noel Leon	1:36.007	1:36.359	5
4	19	Noel Leon	35.717	84	Francesco Simonazzi	33.837	73	Cian Shields	26.504	4	10	Juju Noda	1:36.106	1:36.200	3
5	23	Bryce Aron	35.724	20	Benjamin Berta	33.880	19	Noel Leon	26.509	5	84	Francesco Simonazzi	1:36.146	1:36.365	6
6	21	Josh Mason	35.780	10	Juju Noda	33.970	26	Jakob Bergmeister	26.572	6	21	Josh Mason	1:36.162	1:36.263	4
7	26	Jakob Bergmeister	35.786	21	Josh Mason	33.972	84	Francesco Simonazzi	26.605	7	20	Benjamin Berta	1:36.337	1:36.488	7
8	20	Benjamin Berta	35.841	26	Jakob Bergmeister	34.106	20	Benjamin Berta	26.616	8	26	Jakob Bergmeister	1:36.464	1:36.610	8
9	7	Vladimir Netusil	36.078	7	Vladimir Netusil	34.128	7	Vladimir Netusil	26.853	9	7	Vladimir Netusil	1:37.059	1:37.293	9



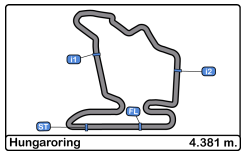


Hungaroring
Euroformula Open
Race - 2
Leader Sequence



N°	Driver	Nat	Cat	Clas	Team	Nat	Vehicle	Start Lap	End Lap	Laps	Total Laps
23	Bryce Aron	USA			Team Motopark	GER	Dallara F320 Spiess	1	17	17	17



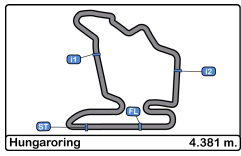


Hungaroring
Euroformula Open
Race - 2
Best 5 Lap Times



Cls	N°	Driver	Nat	Cat	Cls	Team	Nat	Vehicle	Best 1		Best 2		Best 3		Best 4		Best 5	
									Time	Lap	Time	Lap	Time	Lap	Time	Lap	Time	Lap
1	23	Bryce Aron				Team Motopark		Dallara F320 Spiess	1:35.707	3	1:35.873	6	1:36.033	4	1:36.090	5	1:36.184	7
2	73	Cian Shields				Team Motopark		Dallara F320 Spiess	1:36.086	4	1:36.355	5	1:36.547	9	1:36.651	16	1:36.654	17
3	10	Juju Noda		R	1	Noda Racing		Dallara F320 Spiess	1:36.200	5	1:36.384	3	1:36.510	4	1:36.532	7	1:36.571	6
4	21	Josh Mason				CryptoTower Racing		Dallara F320 Spiess	1:36.263	6	1:36.396	4	1:36.407	3	1:36.482	5	1:36.681	8
5	19	Noel Leon				Team Motopark		Dallara F320 Spiess	1:36.359	3	1:36.412	6	1:36.418	4	1:36.575	5	1:36.686	8
6	84	Francesco				BVM Racing		Dallara F320 Spiess	1:36.365	5	1:36.470	2	1:36.487	3	1:36.494	7	1:36.558	4
7	20	Benjamin Berta				CryptoTower Racing		Dallara F320 Spiess	1:36.488	6	1:36.502	3	1:36.529	4	1:36.660	5	1:36.766	9
8	26	Jakob Bergmeister		R	2	Team Motopark		Dallara F320 Spiess	1:36.610	5	1:36.635	4	1:36.639	3	1:36.846	2	1:36.935	7
9	7	Vladimir Netusil		GC	1	Effective Racing		Dallara F320 HWA	1:37.293	6	1:37.299	7	1:37.370	5	1:37.464	4	1:38.281	14



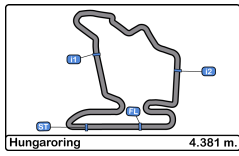


Hungaroring
Euroformula Open
Race - 2
Best 5 Top Speeds



Clas	Nº	Driver	Nat	Cat	Cls	Team	Nat	Vehicle	Top 1		Top 2		Top 3		Top 4		Top 5		Avg	
									Km/h	Lap	Km/h	Lap	Km/h	Lap	Km/h	Lap	Km/h	Lap		
1	10	Juju Noda		JPN	R	1	Noda Racing		Dallara F320 Spiess	225.4	16	225.0	17	224.0	12	223.1	9	222.6	15	224.0
2	84	Francesco Simonazzi		ITA			BVM Racing		Dallara F320 Spiess	225.0	3	224.0	4	223.6	9	223.1	5	223.1	6	223.7
3	19	Noel Leon		MEX			Team Motopark		Dallara F320 Spiess	222.6	5	222.6	17	222.2	16	221.7	2	221.7	4	222.2
4	20	Benjamin Berta		HUN			CryptoTower Racing Team		Dallara F320 Spiess	221.7	2	220.8	3	220.8	4	220.4	5	220.4	17	220.8
5	73	Cian Shields		GBR			Team Motopark		Dallara F320 Spiess	220.8	3	218.6	16	218.1	4	218.1	17	217.7	5	218.7
6	26	Jakob Bergmeister		DEU	R	2	Team Motopark		Dallara F320 Spiess	220.4	4	220.4	9	219.9	3	219.9	5	219.9	16	220.1
7	7	Vladimir Netusil		CZE	GC	1	Effective Racing		Dallara F320 HWA	219.5	4	219.0	15	218.6	5	217.3	6	217.3	8	218.3
8	21	Josh Mason		GBR			CryptoTower Racing Team		Dallara F320 Spiess	219.5	17	219.0	3	219.0	4	219.0	5	219.0	9	219.1
9	23	Bryce Aron		USA			Team Motopark		Dallara F320 Spiess	219.5	17	219.0	10	219.0	16	218.6	3	218.6	4	218.9



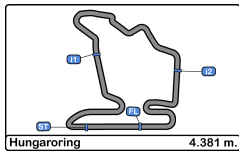


Hungaroring
Euroformula Open
Race - 2
Fastest Laps Sequence



Lap	Time of Day	Session Time	Nº Driver	Nat	Cat	Team	Nat	Vehicle	Time	Km/h
2	11:07:36.305	3:17.305	23 Bryce Aron	USA		Team Motopark	DEU	Dallara F320 Spiess	1:36.203	163.9
3	11:09:12.012	4:53.012	23 Bryce Aron	USA		Team Motopark	DEU	Dallara F320 Spiess	1:35.707	164.7



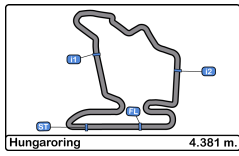


Hungaroring
Euroformula Open
Race - 2
Event Best Maximum Speed



N°	Driver	Nat	Cat	Clas	Team	Nat	Vehicle	Km/h	Session	
10	Juju Noda		JPN	R	1	Noda Racing		Dallara F320 Spiess	225.4	Race - 2
84	Francesco Simonazzi		ITA		BVM Racing		Dallara F320 Spiess	225.0	Race - 2	
19	Noel Leon		MEX		Team Motopark		Dallara F320 Spiess	222.6	Race - 2	
20	Benjamin Berta		HUN		CryptoTower Racing Team		Dallara F320 Spiess	221.7	Race - 2	
73	Cian Shields		GBR		Team Motopark		Dallara F320 Spiess	221.3	Free Practice - 1	
23	Bryce Aron		USA		Team Motopark		Dallara F320 Spiess	221.3	Race - 1	
26	Jakob Bergmeister		DEU	R	2	Team Motopark		Dallara F320 Spiess	220.8	Race - 1
7	Vladimir Netusil		CZE	GC	1	Effective Racing		Dallara F320 HWA	220.4	Private test - 1
21	Josh Mason		GBR		CryptoTower Racing Team		Dallara F320 Spiess	220.4	Race - 1	
212	Paolo Brajnik		SRB	GC	2	NV Racing		Dallara F320 Spiess	219.5	Race - 1





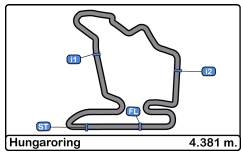
Hungaroring
Euroformula Open
Race - 2
Lap Chart



LAP

Nr	Pos	Grid	1	2	3	4	5	6	7	8	9	10	11	12	13	14	15	16	17
23	1	23	23	23	23	23	23	23	23	23	23	23	23	23	23	23	23	23	23
10	2	10	21	21	21	21	21	21	21	21	21	21	21	21	21	21	21	21	21
84	3	84	10	10	10	10	10	10	10	10	10	10	10	10	10	10	10	10	10
21	4	21	19	19	19	19	19	19	19	19	19	19	19	19	19	19	19	19	19
73	5	73	84	84	84	84	84	84	84	84	84	84	84	84	84	84	84	84	84
19	6	19	20	20	20	20	20	20	20	20	20	20	20	20	20	20	20	20	20
20	7	20	26	26	26	26	26	26	26	26	26	26	26	26	26	26	26	26	26
26	8	26	7	7	73	73	73	73	7	73	73	73	73	73	73	73	73	73	73
7	9	7	73	73	7	7	7	7	73	7	7	7	7	7	7	7	7	7	7

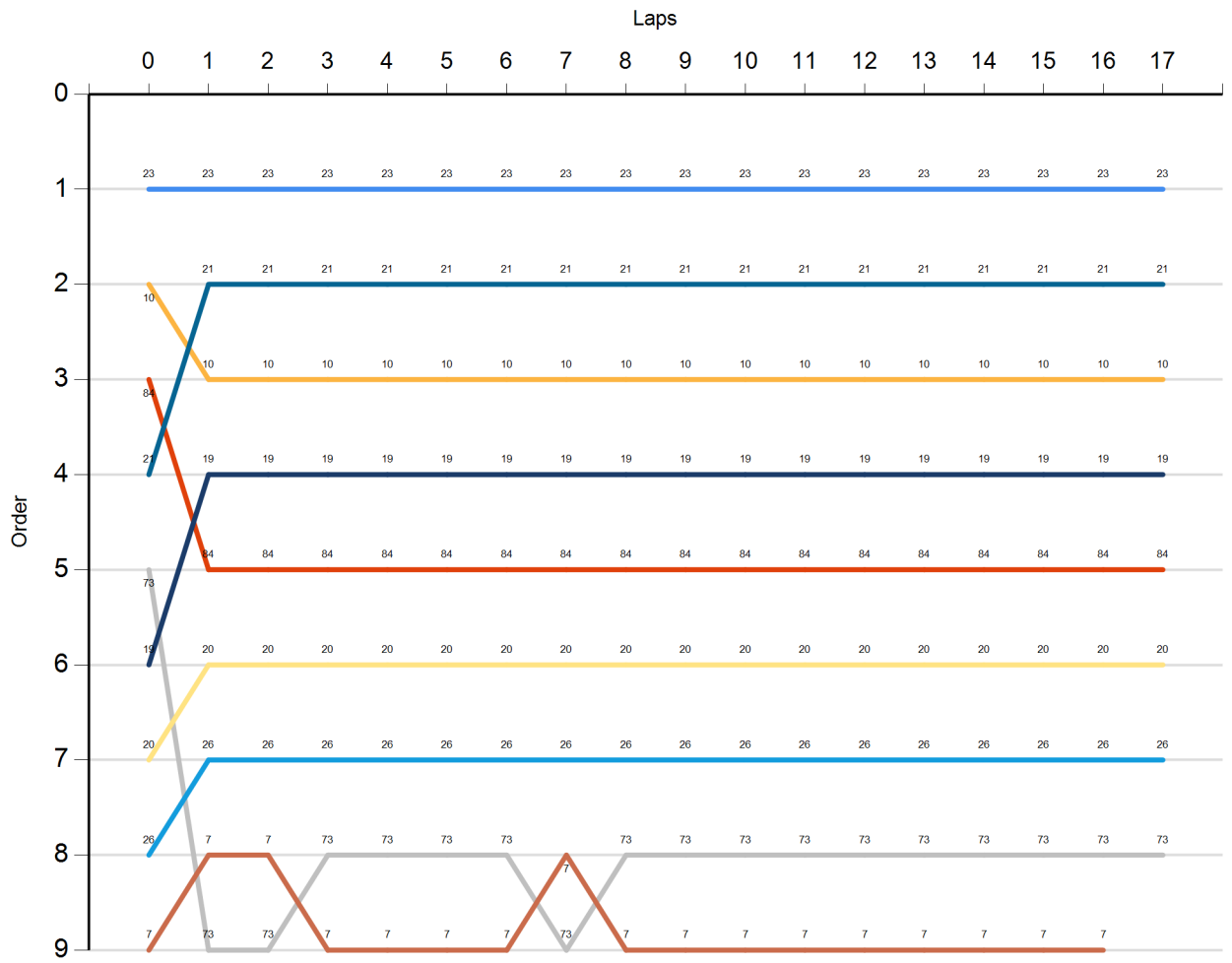


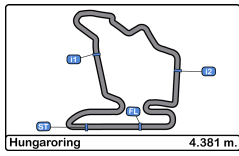


Hungaroring
Euroformula Open
Race - 2
Graphic Lap Chart



- 23
- 10
- 84
- 21
- 73
- 19
- 20
- 26
- 7



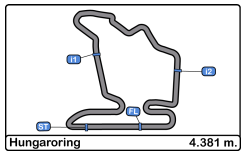


Hungaroring Euroformula Open Race - 2 Pit Stop Analysis



Or d.	Nr.	In Day Time	Driver	Nat	Cat	Team	Nat	Vehicle	In Time	Stop N°	Pit Time	Handicap	Dif.
1	73	11:15:51.454	Cian Shields		GBR	Team Motopark		Dallara F320 Spiess	11:32.082	1	22.737		

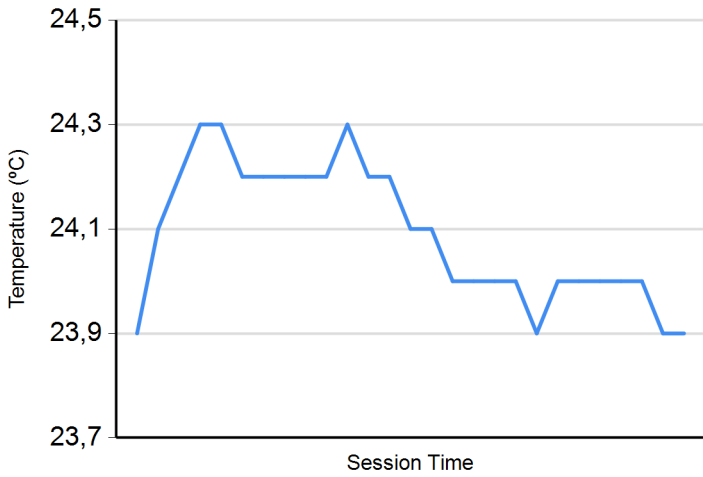




Hungaroring
Euroformula Open
Race - 2
Weather Report



Air Temperature



Track Temperature

