

Hungaroring
Euroformula Open
Qualifying
Provisional Results



Clas	Nº	Driver	Nat	Cat	Clas	Team	Nat	Vehicle	Laps	Best	Time	Gap	Interval	Km/h
1	19	Noel Leon	MEX			Team Motopark	DEU	Dallara F320 Spiess	11	10	1:34.797			166.3
2	73	Cian Shields	GBR			Team Motopark	DEU	Dallara F320 Spiess	11	10	1:35.215	0.418	0.418	165.6
3	84	Francesco Simonazzi	ITA			BVM Racing	ITA	Dallara F320 Spiess	10	9	1:35.315	0.518	0.100	165.4
4	21	Josh Mason	GBR			CryptoTower Racing Team	JPN	Dallara F320 Spiess	10	9	1:35.377	0.580	0.062	165.3
5	10	Juju Noda	JPN	R	1	Noda Racing	JPN	Dallara F320 Spiess	12	6	1:35.378	0.581	0.001	165.3
6	26	Jakob Bergmeister	DEU	R	2	Team Motopark	DEU	Dallara F320 Spiess	11	9	1:35.605	0.808	0.227	164.9
7	23	Bryce Aron	USA			Team Motopark	DEU	Dallara F320 Spiess	11	9	1:35.736	0.939	0.131	164.7
8	20	Benjamin Berta	HUN			CryptoTower Racing Team	JPN	Dallara F320 Spiess	10	8	1:36.142	1.345	0.406	164.0
9	7	Vladimir Netusil	CZE	GC	1	Effective Racing	CZE	Dallara F320 HWA	11	6	1:37.428	2.631	1.286	161.8
10	212	Paolo Brajnik	SRB	GC	2	NV Racing	SRB	Dallara F320 Spiess	12	5	1:38.056	3.259	0.628	160.8

*** PENALTIES**

- CAR 19 TIME 1:35.616 DELETED TRACK LIMITS AT T 4
- CAR 73 TIME 1:36.065 DELETED TRACK LIMITS AT T 11
- CAR 212 TIME 1:37.973 DELETED TRACK LIMITS AT T 11
- CAR 84 TIME 1:38.743 DELETED TRACK LIMITS AT T 4
- CAR 73 TIME 1:35.437 DELETED TRACK LIMITS AT T 11
- CAR 7 TIME 1:37.263 DELETED TRACK LIMITS AT T 11

Published at:.....

Track Temp: **38.2 °C** Air Temp: **21.7 °C** Humidity: **52 %** Track Status: **DRY**

Race Director:

Neus Santamaría Sanromà

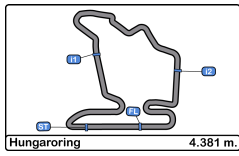
DPB-0819-ESP/CAT

Timekeeper:

Luis Garcia

JOB-1605-ESP/M





Hungaroring
Euroformula Open
Qualifying
Provisional Results by Category



Rookie														
Clas	Nº	Driver	Nat	Cat	Clas	Team	Nat	Vehicle	Laps	Best	Time	Gap	Interval	Km/h
1	10	Juju Noda		R	1	Noda Racing		Dallara F320 Spiess	12	6	1:35.378			165.3
2	26	Jakob Bergmeister		R	2	Team Motopark		Dallara F320 Spiess	11	9	1:35.605	0.227	0.227	164.9

GC														
Clas	Nº	Driver	Nat	Cat	Clas	Team	Nat	Vehicle	Laps	Best	Time	Gap	Interval	Km/h
1	7	Vladimir Netusil		GC	1	Effective Racing		Dallara F320 HWA	11	6	1:37.428			161.8
2	212	Paolo Brajnik		GC	2	NV Racing		Dallara F320 Spiess	12	5	1:38.056	0.628	0.628	160.8

Clas	Nº	Driver	Nat	Cat	Clas	Team	Nat	Vehicle	Laps	Best	Time	Gap	Interval	Km/h
1	19	Noel Leon				Team Motopark		Dallara F320 Spiess	11	10	1:34.797			166.3
2	73	Cian Shields				Team Motopark		Dallara F320 Spiess	11	10	1:35.215	0.418	0.418	165.6
3	84	Francesco Simonazzi				BVM Racing		Dallara F320 Spiess	10	9	1:35.315	0.518	0.100	165.4
4	21	Josh Mason				CryptoTower Racing Team		Dallara F320 Spiess	10	9	1:35.377	0.580	0.062	165.3
5	23	Bryce Aron				Team Motopark		Dallara F320 Spiess	11	9	1:35.736	0.939	0.359	164.7
6	20	Benjamin Berta				CryptoTower Racing Team		Dallara F320 Spiess	10	8	1:36.142	1.345	0.406	164.0

*** PENALTIES**

- CAR 19 TIME 1:35.616 DELETED TRACK LIMITS AT T 4
- CAR 73 TIME 1:36.065 DELETED TRACK LIMITS AT T 11
- CAR 212 TIME 1:37.973 DELETED TRACK LIMITS AT T 11
- CAR 84 TIME 1:38.743 DELETED TRACK LIMITS AT T 4
- CAR 73 TIME 1:35.437 DELETED TRACK LIMITS AT T 11
- CAR 7 TIME 1:37.263 DELETED TRACK LIMITS AT T 11

Published at:.....

Track Temp: **38.2 °C** Air Temp: **21.7 °C** Humidity: **52 %** Track Status: **DRY**

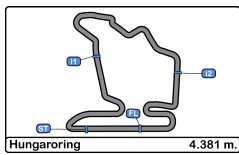
Race Director:

Neus Santamaría Sanromà
 DPB-0819-ESP/CAT

Timekeeper:

Luis Garcia
 JOB-1605-ESP/M





Hungaroring
Euroformula Open
Qualifying
Lap Analysis



7 Vladimir Netusil Dallara F320 HWA **20** Benjamin Berta Dallara F320 Spiess

GC							Effective Racing					CryptoTower Racing Team			
Lap	D	Time	Sector 1	Sector 2	Sector 3	T. Spd	Elapsed	Lap	D	Time	Sector 1	Sector 2	Sector 3	T. Spd	Elapsed
1		10:31:05.506	10:29:51.776	41.097	32.633		10:31:05.506	1		10:27:14.549	10:26:06.760	38.836	28.953		10:27:14.549
2		1:38.881	37.193	34.745	26.943	217.3	10:32:44.387	2		1:46.792	38.466	37.654	30.672	206.1	10:29:01.341
3		1:37.759	36.623	34.358	26.778	216.4	10:34:22.146	3		1:36.506	36.072	33.832	26.602	216.0	10:30:37.847
4		1:37.579	36.243	34.257	27.079	217.3	10:35:59.725	4		1:36.645	35.879	34.073	26.693	217.3	10:32:14.492
5		1:37.449	36.078	34.465	26.906	216.4	10:37:37.174	5		2:00.248 P	42.789	41.884	35.575	197.8	10:34:14.740
6		1:37.428	36.155	34.310	26.963	217.7	10:39:14.602	6		5:32.801	4:24.618	39.275	28.908		10:39:47.541
7		1:54.193	46.860	39.571	27.762	217.7	10:41:08.795	7		1:43.052	38.081	37.125	27.846	212.1	10:41:30.593
8		1:38.356	36.578	34.675	27.103	215.5	10:42:47.151	8		1:36.142	36.084	33.724	26.334	213.8	10:43:06.735
9		1:37.664	36.389	34.424	26.851	217.3	10:44:24.815	9		1:36.252	35.779	33.782	26.691	217.3	10:44:42.987
10		1:37.263	36.180	34.332	26.751	217.7	10:46:02.078	10		1:57.283 P	40.213	36.632	40.438	218.1	10:46:40.270
11		2:02.527 P	41.372	42.019	39.136	218.6	10:48:04.605								

10 Juju Noda Dallara F320 Spiess **21** Josh Mason Dallara F320 Spiess

Rookie							Noda Racing					CryptoTower Racing Team			
Lap	D	Time	Sector 1	Sector 2	Sector 3	T. Spd	Elapsed	Lap	D	Time	Sector 1	Sector 2	Sector 3	T. Spd	Elapsed
1		10:27:09.541 P	10:25:53.897	40.433	35.211		10:27:09.541	1		10:29:07.038	10:27:58.660	39.635	28.743		10:29:07.038
2		3:55.030	2:38.957	41.465	34.608		10:31:04.571	2		1:48.975	39.154	40.941	28.880	206.8	10:30:56.013
3		1:55.139	39.698	44.422	31.019	202.6	10:32:59.710	3		1:36.018	36.012	33.598	26.408	214.7	10:32:32.031
4		1:36.789	36.119	34.158	26.512	216.4	10:34:36.499	4		1:35.784	35.872	33.545	26.367	216.4	10:34:07.815
5		1:35.744	35.782	33.684	26.278	218.6	10:36:12.243	5		1:44.897 P	36.036	34.074	34.787	215.5	10:35:52.712
6		1:35.378	35.688	33.465	26.225	219.0	10:37:47.621	6		5:26.368	4:17.247	40.206	28.915		10:41:19.080
7		1:35.568	35.651	33.436	26.481	218.6	10:39:23.189	7		1:43.953	39.268	37.526	27.159	206.1	10:43:03.033
8		1:47.688	37.429	37.598	32.661	219.0	10:41:10.877	8		1:43.821	39.955	36.953	26.913	216.0	10:44:46.854
9		1:44.080	39.085	38.205	26.790	200.3	10:42:54.957	9		1:35.377	35.661	33.601	26.115	217.7	10:46:22.231
10		1:36.795	35.802	34.530	26.463	218.1	10:44:31.752	10		1:53.949 P	42.170	38.028	33.751	187.1	10:48:16.180
11		1:35.574	35.692	33.630	26.252	219.5	10:46:07.326								
12		2:03.159 P	39.120	41.151	42.888	220.4	10:48:10.485								

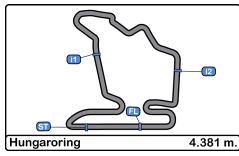
19 Noel Leon Dallara F320 Spiess **23** Bryce Aron Dallara F320 Spiess

Team Motopark							Team Motopark					Team Motopark			
Lap	D	Time	Sector 1	Sector 2	Sector 3	T. Spd	Elapsed	Lap	D	Time	Sector 1	Sector 2	Sector 3	T. Spd	Elapsed
1		10:27:33.261	10:26:25.220	39.710	28.331		10:27:33.261	1		10:27:28.441	10:26:18.193	41.416	28.832		10:27:28.441
2		1:44.271	37.549	37.546	29.176	215.5	10:29:17.532	2		1:44.948	38.118	38.830	28.000	205.3	10:29:13.389
3		1:41.481	35.780	37.985	27.716	216.8	10:30:59.013	3		1:37.938	35.876	35.525	26.537	215.5	10:30:51.327
4		1:35.646	35.738	33.497	26.381	217.3	10:32:34.629	4		1:35.799	35.669	33.622	26.508	216.4	10:32:27.126
5		1:35.722	35.749	33.507	26.466	218.1	10:34:10.351	5		1:47.085	38.264	40.784	28.037	216.8	10:34:14.211
6		1:51.005 P	37.175	40.673	33.157	216.8	10:36:01.356	6		1:41.797 P	35.935	33.746	32.116	215.1	10:35:56.008
7		5:36.370	4:32.165	36.708	27.497		10:41:37.726	7		3:56.297	2:48.796	38.104	29.397		10:39:52.305
8		1:39.005	36.651	35.412	26.942	215.5	10:43:16.731	8		1:43.860	39.193	35.622	29.045	185.2	10:41:36.165
9		1:35.548	36.014	33.382	26.152	218.1	10:44:52.279	9		1:35.736	35.867	33.695	26.174	215.5	10:43:11.901
10		1:34.797	35.492	33.150	26.155	219.9	10:46:27.076	10		1:35.779	35.605	33.780	26.394	218.1	10:44:47.680
11		1:52.669 P	40.150	35.947	36.572	214.7	10:48:19.745	11		2:02.463 P	42.270	41.922	38.271	220.8	10:46:50.143

26 Jakob Bergmeister Dallara F320 Spiess

Rookie							Team Motopark								
Lap	D	Time	Sector 1	Sector 2	Sector 3	T. Spd	Elapsed	Lap	D	Time	Sector 1	Sector 2	Sector 3	T. Spd	Elapsed
1		10:27:38.441	10:26:27.832	40.664	29.945		10:27:38.441	1		10:27:38.441	10:26:27.832	40.664	29.945		10:27:38.441
2		1:44.086	37.369	36.040	30.677	211.3	10:29:22.527	2		1:44.086	37.369	36.040	30.677	211.3	10:29:22.527
3		1:40.010	35.933	34.429	29.648	215.5	10:31:02.537	3		1:40.010	35.933	34.429	29.648	215.5	10:31:02.537
4		1:36.173	35.802	33.917	26.454	217.3	10:32:38.710	4		1:36.173	35.802	33.917	26.454	217.3	10:32:38.710
5		1:36.562	35.931	33.896	26.735	217.3	10:34:15.272	5		1:36.562	35.931	33.896	26.735	217.3	10:34:15.272
6		1:45.049 P	35.993	34.652	34.404	218.1	10:36:00.321	6		1:45.049 P	35.993	34.652	34.404	218.1	10:36:00.321
7		4:31.457	3:24.469	38.721	28.267		10:40:31.778	7		4:31.457	3:24.469	38.721	28.267		10:40:31.778
8		1:38.187	36.813	34.773	26.601	210.5	10:42:09.965	8		1:38.187	36.813	34.773	26.601	210.5	10:42:09.965
9		1:35.605	35.701	33.624	26.280	216.0	10:43:45.570	9		1:35.605	35.701	33.624	26.280	216.0	10:43:45.570
10		1:35.892	35.692	33.751	26.449	217.3	10:45:21.462	10		1:35.892	35.692	33.751	26.449	217.3	10:45:21.462
11		1:55.793 P	36.064	38.484	41.245	219.0	10:47:17.255	11		1:55.793 P	36.064	38.484	41.245	219.0	10:47:17.255





Hungaroring
Euroformula Open
Qualifying
Lap Analysis



73

Cian Shields

Dallara F320 Spiess

Team Motopark

Lap	D	Time	Sector 1	Sector 2	Sector 3	T. Spd	Elapsed
1		10:28:28.927	10:27:17.888	41.577	29.462		10:28:28.927
2		1:41.789	39.014	35.737	27.038	180.6	10:30:10.716
3		1:36.309	35.948	33.814	26.547	215.1	10:31:47.025
4		1:36.065	35.795	33.780	26.490	216.4	10:33:23.090
5		1:55.761	42.388	45.883	27.490	193.5	10:35:18.851
6		1:40.507 P	36.040	33.553	30.914	215.1	10:36:59.358
7		4:26.808	3:13.810	42.475	30.523		10:41:26.166
8		1:57.115	41.122	41.638	34.355	199.6	10:43:23.281
9		1:35.437	35.875	33.375	26.187	216.8	10:44:58.718
10		1:35.215	35.602	33.393	26.220	218.1	10:46:33.933
11		2:22.195 P	45.837	49.591	46.767	214.7	10:48:56.128

84

Francesco Simonazzi

Dallara F320 Spiess

BVM Racing

Lap	D	Time	Sector 1	Sector 2	Sector 3	T. Spd	Elapsed
1		10:32:50.407	10:31:46.055	36.858	27.494		10:32:50.407
2		1:37.701	36.520	34.484	26.697	216.4	10:34:28.108
3		1:35.708	35.827	33.514	26.367	216.8	10:36:03.816
4		1:35.379	35.552	33.439	26.388	218.6	10:37:39.195
5		1:45.972	35.568	38.580	31.824	219.0	10:39:25.167
6		1:37.967	36.007	35.434	26.526	219.5	10:41:03.134
7		1:38.743	35.835	36.124	26.784	217.7	10:42:41.877
8		1:35.555	35.783	33.513	26.259	218.1	10:44:17.432
9		1:35.315	35.686	33.340	26.289	219.0	10:45:52.747
10		2:11.652 P	47.012	42.836	41.804	218.6	10:48:04.399

212

Paolo Brajnik

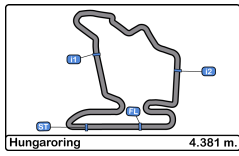
Dallara F320 Spiess

GC

NV Racing

Lap	D	Time	Sector 1	Sector 2	Sector 3	T. Spd	Elapsed
1		10:27:11.398	10:26:02.601	39.585	29.212		10:27:11.398
2		1:41.704	37.744	36.150	27.810	213.0	10:28:53.102
3		1:38.347	36.529	34.749	27.069	214.7	10:30:31.449
4		1:38.326	36.392	34.684	27.250	216.8	10:32:09.775
5		1:38.056	36.483	34.644	26.929	216.4	10:33:47.831
6		1:47.598	36.684	43.070	27.844	216.0	10:35:35.429
7		1:37.973	36.377	34.520	27.076	215.5	10:37:13.402
8		2:03.045	47.988	44.409	30.648	215.5	10:39:16.447
9		1:43.232	37.393	38.070	27.769	216.0	10:40:59.679
10		1:44.147	36.691	40.122	27.334	212.5	10:42:43.826
11		1:50.313	44.394	38.421	27.498	215.5	10:44:34.139
12		2:02.630 P	43.682	40.387	38.561	217.3	10:46:36.769



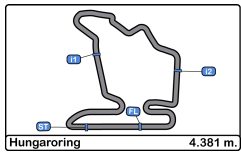


Hungaroring
Euroformula Open
Qualifying
Best Sectors Results



Sector - 1				Sector - 2				Sector - 3				Ideal Lap vs Best Lap			
Clas	Nº	Driver	Time	Nº	Driver	Time	Nº	Driver	Time	Clas	Nº	Driver	Ideal Lap	Best Lap	Clas
1	19	Noel Leon	35.492	19	Noel Leon	33.150	21	Josh Mason	26.115	1	19	Noel Leon	1:34.794	1:34.797	1
2	84	Francesco Simonazzi	35.552	84	Francesco Simonazzi	33.340	19	Noel Leon	26.152	2	84	Francesco Simonazzi	1:35.151	1:35.315	3
3	73	Cian Shields	35.602	73	Cian Shields	33.375	23	Bryce Aron	26.174	3	73	Cian Shields	1:35.164	1:35.215	2
4	23	Bryce Aron	35.605	10	Juju Noda	33.436	73	Cian Shields	26.187	4	10	Juju Noda	1:35.312	1:35.378	5
5	10	Juju Noda	35.651	21	Josh Mason	33.545	10	Juju Noda	26.225	5	21	Josh Mason	1:35.321	1:35.377	4
6	21	Josh Mason	35.661	23	Bryce Aron	33.622	84	Francesco Simonazzi	26.259	6	23	Bryce Aron	1:35.401	1:35.736	7
7	26	Jakob Bergmeister	35.692	26	Jakob Bergmeister	33.624	26	Jakob Bergmeister	26.280	7	26	Jakob Bergmeister	1:35.596	1:35.605	6
8	20	Benjamin Berta	35.779	20	Benjamin Berta	33.724	20	Benjamin Berta	26.334	8	20	Benjamin Berta	1:35.837	1:36.142	8
9	7	Vladimir Netusil	36.078	7	Vladimir Netusil	34.257	7	Vladimir Netusil	26.751	9	7	Vladimir Netusil	1:37.086	1:37.428	9
10	21	Paolo Brajnik	36.377	212	Paolo Brajnik	34.520	212	Paolo Brajnik	26.929	10	212	Paolo Brajnik	1:37.826	1:38.056	10



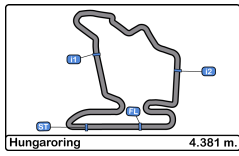


Hungaroring
Euroformula Open
Qualifying
Best 5 Lap Times



Cls	N°	Driver	Nat	Cat	Cls	Team	Nat	Vehicle	Best 1		Best 2		Best 3		Best 4		Best 5	
									Time	Lap	Time	Lap	Time	Lap	Time	Lap	Time	Lap
1	19	Noel Leon	MEX			Team Motopark	DEU	Dallara F320 Spiess	1:34.797	10	1:35.548	9	1:35.722	5	1:39.005	8	1:41.481	3
2	73	Cian Shields	GBR			Team Motopark	DEU	Dallara F320 Spiess	1:35.215	10	1:36.309	3	1:40.507	6	1:41.789	2	1:55.761	5
3	84	Francesco	ITA			BVM Racing	ITA	Dallara F320 Spiess	1:35.315	9	1:35.379	4	1:35.555	8	1:35.708	3	1:37.701	2
4	21	Josh Mason	GBR			CryptoTower Racing	JPN	Dallara F320 Spiess	1:35.377	9	1:35.784	4	1:36.018	3	1:43.821	8	1:43.953	7
5	10	Juju Noda	JPN	R	1	Noda Racing	JPN	Dallara F320 Spiess	1:35.378	6	1:35.568	7	1:35.574	11	1:35.744	5	1:36.789	4
6	26	Jakob Bergmeister	DEU	R	2	Team Motopark	DEU	Dallara F320 Spiess	1:35.605	9	1:35.892	10	1:36.173	4	1:36.562	5	1:38.187	8
7	23	Bryce Aron	USA			Team Motopark	DEU	Dallara F320 Spiess	1:35.736	9	1:35.779	10	1:35.799	4	1:37.938	3	1:41.797	6
8	20	Benjamin Berta	HUN			CryptoTower Racing	JPN	Dallara F320 Spiess	1:36.142	8	1:36.252	9	1:36.506	3	1:36.645	4	1:43.052	7
9	7	Vladimir Netusil	CZE	GC	1	Effective Racing	CZE	Dallara F320 HWA	1:37.428	6	1:37.449	5	1:37.579	4	1:37.664	9	1:37.759	3
10	212	Paolo Brajnik	SRB	GC	2	NV Racing	SRB	Dallara F320 Spiess	1:38.056	5	1:38.326	4	1:38.347	3	1:41.704	2	1:43.232	9



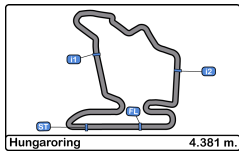


Hungaroring
Euroformula Open
Qualifying
Best 5 Top Speeds



Clas	Nº	Driver	Nat	Cat	Cls	Team	Nat	Vehicle	Top 1		Top 2		Top 3		Top 4		Top 5		Avg
									Km/h	Lap	Km/h	Lap	Km/h	Lap	Km/h	Lap	Km/h	Lap	
1	23	Bryce Aron				Team Motopark		Dallara F320 Spiess	220.8	11	218.1	10	216.8	5	216.4	4	215.5	3	217.5
2	10	Juju Noda		R	1	Noda Racing		Dallara F320 Spiess	220.4	12	219.5	11	219.0	6	219.0	8	218.6	5	219.3
3	19	Noel Leon				Team Motopark		Dallara F320 Spiess	219.9	10	218.1	5	218.1	9	217.3	4	216.8	3	218.0
4	84	Francesco Simonazzi				BVM Racing		Dallara F320 Spiess	219.5	6	219.0	5	219.0	9	218.6	4	218.6	10	218.9
5	26	Jakob Bergmeister		R	2	Team Motopark		Dallara F320 Spiess	219.0	11	218.1	6	217.3	4	217.3	5	217.3	10	217.8
6	7	Vladimir Netusil		GC	1	Effective Racing		Dallara F320 HWA	218.6	11	217.7	6	217.7	7	217.7	10	217.3	2	217.8
7	20	Benjamin Berta				CryptoTower Racing Team		Dallara F320 Spiess	218.1	10	217.3	4	217.3	9	216.0	3	213.8	8	216.5
8	73	Cian Shields				Team Motopark		Dallara F320 Spiess	218.1	10	216.8	9	216.4	4	215.1	3	215.1	6	216.3
9	21	Josh Mason				CryptoTower Racing Team		Dallara F320 Spiess	217.7	9	216.4	4	216.0	8	215.5	5	214.7	3	216.0
10	212	Paolo Brajnik		GC	2	NV Racing		Dallara F320 Spiess	217.3	12	216.8	4	216.4	5	216.0	6	216.0	9	216.5



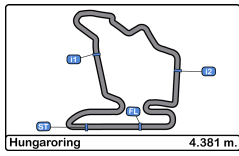


Hungaroring
Euroformula Open
Qualifying
Fastest Laps Sequence



Lap	Time of Day	Session Time	Nº	Driver	Nat	Cat	Team	Nat	Vehicle	Time	Km/h
2	10:28:53.102	3:53.102	212	Paolo Brajnik		SRB	GC NV Racing		Dallara F320 Spiess	1:41.704	155.0
3	10:30:31.449	5:31.449	212	Paolo Brajnik		SRB	GC NV Racing		Dallara F320 Spiess	1:38.347	160.3
3	10:30:37.847	5:37.847	20	Benjamin Berta		HUN	CryptoTower Racing Team		Dallara F320 Spiess	1:36.506	163.4
3	10:31:47.025	6:47.025	73	Cian Shields		GBR	Team Motopark		Dallara F320 Spiess	1:36.309	163.7
4	10:32:27.126	7:27.126	23	Bryce Aron		USA	Team Motopark		Dallara F320 Spiess	1:35.799	164.6
4	10:34:07.815	9:07.815	21	Josh Mason		GBR	CryptoTower Racing Team		Dallara F320 Spiess	1:35.784	164.6
5	10:34:10.351	9:10.351	19	Noel Leon		MEX	Team Motopark		Dallara F320 Spiess	1:35.722	164.7
3	10:36:03.816	11:03.816	84	Francesco Simonazzi		ITA	BVM Racing		Dallara F320 Spiess	1:35.708	164.7
4	10:37:39.195	12:39.195	84	Francesco Simonazzi		ITA	BVM Racing		Dallara F320 Spiess	1:35.379	165.3
6	10:37:47.621	12:47.621	10	Juju Noda		JPN	R Noda Racing		Dallara F320 Spiess	1:35.378	165.3
9	10:45:52.747	20:52.747	84	Francesco Simonazzi		ITA	BVM Racing		Dallara F320 Spiess	1:35.315	165.4
10	10:46:27.076	21:27.076	19	Noel Leon		MEX	Team Motopark		Dallara F320 Spiess	1:34.797	166.3



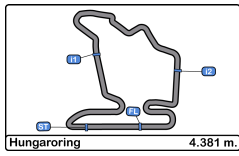


Hungaroring
Euroformula Open
Qualifying
Event Best Maximum Speed



Nº	Driver	Nat	Cat	Clas	Team	Nat	Vehicle	Km/h	Session
84	Francesco Simonazzi		ITA		BVM Racing		Dallara F320 Spiess	223.6	Private test - 1
20	Benjamin Berta		HUN		CryptoTower Racing Team		Dallara F320 Spiess	221.3	Private test - 2
73	Cian Shields		GBR		Team Motopark		Dallara F320 Spiess	221.3	Free Practice - 1
19	Noel Leon		MEX		Team Motopark		Dallara F320 Spiess	221.3	Free Practice - 2
10	Juju Noda		JPN	R 1	Noda Racing		Dallara F320 Spiess	221.3	Free Practice - 2
23	Bryce Aron		USA		Team Motopark		Dallara F320 Spiess	220.8	Qualifying
7	Vladimir Netusil		CZE	GC 1	Effective Racing		Dallara F320 HWA	220.4	Private test - 1
26	Jakob Bergmeister		DEU	R 2	Team Motopark		Dallara F320 Spiess	220.4	Private test - 2
21	Josh Mason		GBR		CryptoTower Racing Team		Dallara F320 Spiess	218.6	Free Practice - 2
212	Paolo Brajnik		SRB	GC 2	NV Racing		Dallara F320 Spiess	218.1	Private test - 1





Hungaroring
Euroformula Open
Qualifying
Pit Stop Analysis



10 Juju Noda Dallara F320 Spiess
 Rookie Noda Racing

N°	In Day Time	In Time	Out Time	Pit Time	T. Pit Time	Handicap	Diff.
1	10:27:06.976	10:27:06.976	10:29:09.609	2:02.633	2:02.633		

19 Noel Leon Dallara F320 Spiess
 Team Motopark

N°	In Day Time	In Time	Out Time	Pit Time	T. Pit Time	Handicap	Diff.
1	10:35:58.262	10:35:58.262	10:39:54.387	3:56.125	3:56.125		

20 Benjamin Berta Dallara F320 Spiess
 CryptoTower Racing Team

N°	In Day Time	In Time	Out Time	Pit Time	T. Pit Time	Handicap	Diff.
1	10:34:12.172	10:34:12.172	10:37:58.639	3:46.467	3:46.467		

21 Josh Mason Dallara F320 Spiess
 CryptoTower Racing Team

N°	In Day Time	In Time	Out Time	Pit Time	T. Pit Time	Handicap	Diff.
1	10:35:49.884	10:35:49.884	10:39:25.117	3:35.233	3:35.233		

23 Bryce Aron Dallara F320 Spiess
 Team Motopark

N°	In Day Time	In Time	Out Time	Pit Time	T. Pit Time	Handicap	Diff.
1	10:35:53.220	10:35:53.220	10:38:05.862	2:12.642	2:12.642		

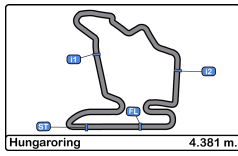
26 Jakob Bergmeister Dallara F320 Spiess
 Rookie Team Motopark

N°	In Day Time	In Time	Out Time	Pit Time	T. Pit Time	Handicap	Diff.
1	10:35:57.217	10:35:57.217	10:38:45.306	2:48.089	2:48.089		

73 Cian Shields Dallara F320 Spiess
 Team Motopark

N°	In Day Time	In Time	Out Time	Pit Time	T. Pit Time	Handicap	Diff.
1	10:36:56.271	10:36:56.271	10:39:28.785	2:32.514	2:32.514		

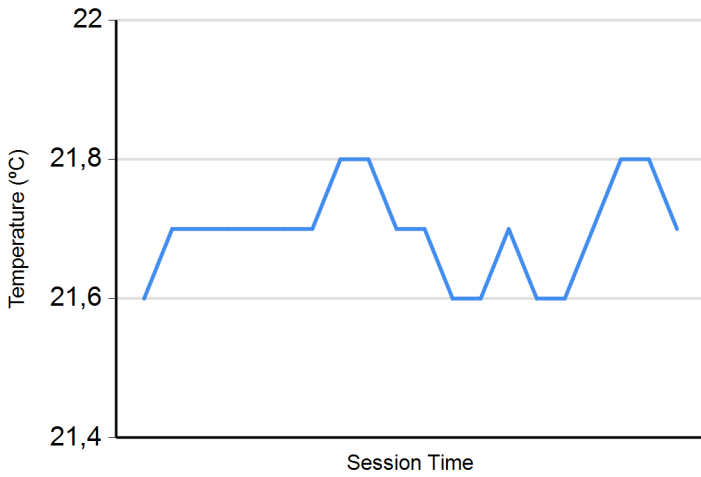




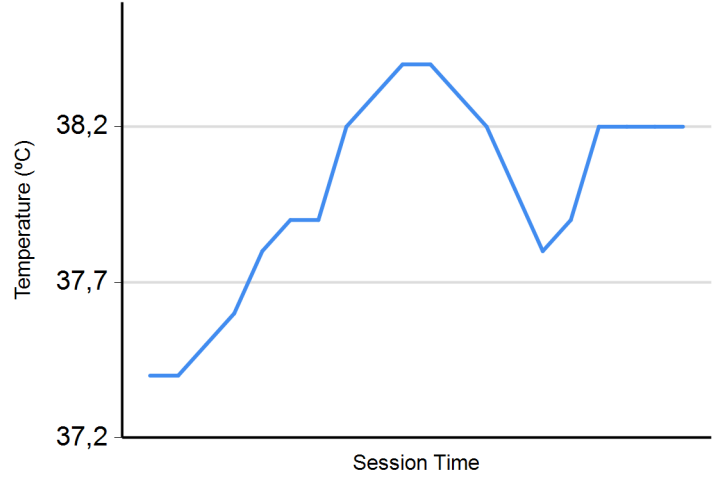
Hungaroring
Euroformula Open
Qualifying
Weather Report



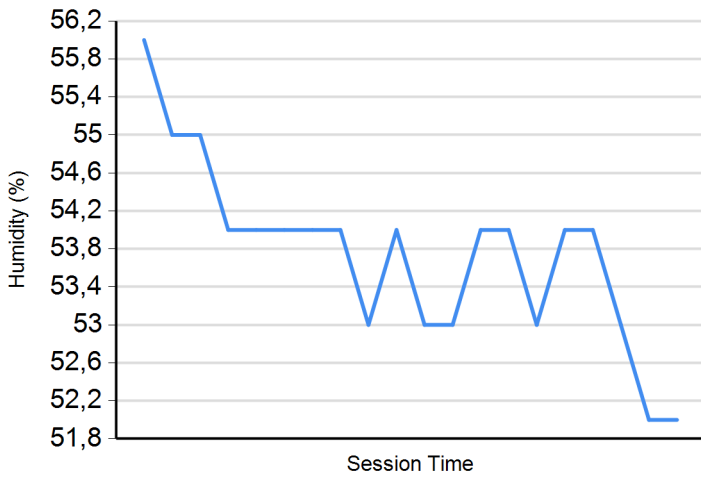
Air Temperature



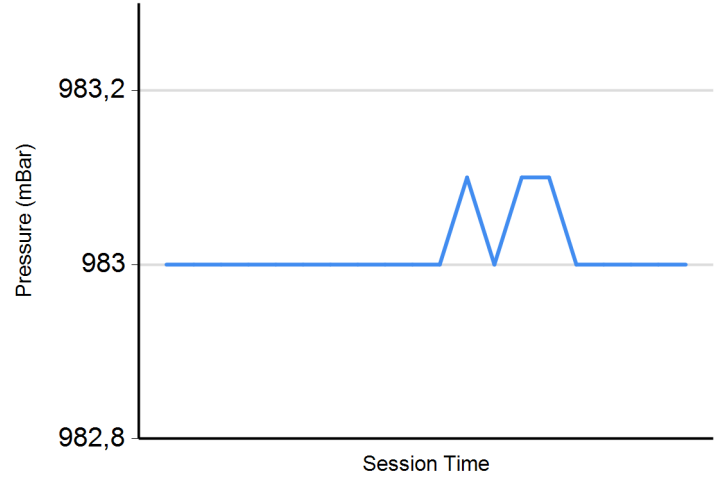
Track Temperature



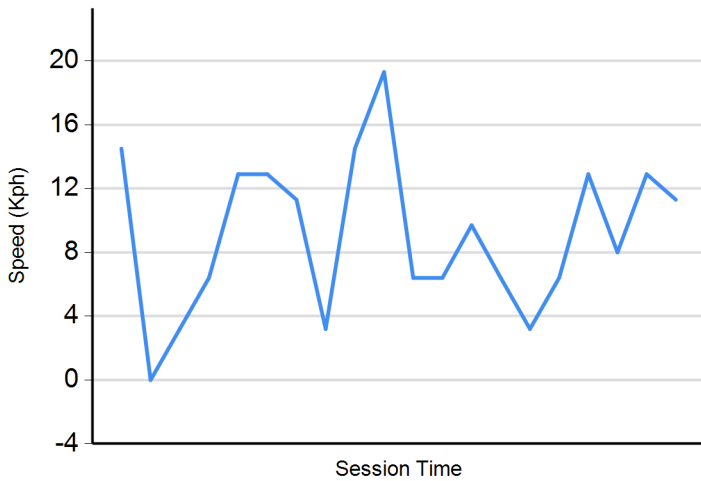
Humidity



Pressure



Wind Speed



Wind direction

North = 0°/360° Est = 90° South = 180° West = 270°

