

Hungaroring
Euroformula Open
Private test - 2
Provisional Results



Clas	Nº	Driver	Nat	Cat	Clas	Team	Nat	Vehicle	Laps	Best	Time	Gap	Interval	Km/h
1	10	Juju Noda		R	1	Noda Racing		Dallara F320 Spiess	23	21	1:35.628			164.9
2	19	Noel Leon				Team Motopark		Dallara F320 Spiess	22	18	1:35.857	0.229	0.229	164.5
3	84	Francesco Simonazzi				BVM Racing		Dallara F320 Spiess	23	21	1:36.104	0.476	0.247	164.1
4	73	Cian Shields				Team Motopark		Dallara F320 Spiess	21	18	1:36.434	0.806	0.330	163.5
5	23	Bryce Aron				Team Motopark		Dallara F320 Spiess	19	18	1:36.744	1.116	0.310	163.0
6	21	Josh Mason				CryptoTower Racing Team		Dallara F320 Spiess	20	19	1:36.799	1.171	0.055	162.9
7	20	Benjamin Berta				CryptoTower Racing Team		Dallara F320 Spiess	21	19	1:36.872	1.244	0.073	162.8
8	26	Jakob Bergmeister		R	2	Team Motopark		Dallara F320 Spiess	21	17	1:36.888	1.260	0.016	162.7
9	212	Paolo Brajnik		GC	1	NV Racing		Dallara F320 Spiess	16	6	1:39.357	3.729	2.469	158.7
10	7	Vladimir Netusil		GC	2	Effective Racing		Dallara F320 HWA	21	15	1:39.478	3.850	0.121	158.5

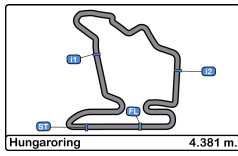
Published at:.....

Track Temp: 50.8 °C Air Temp: 23.9 °C Humidity: 37 % Track Status: DRY

Race Director:

Timekeeper:





Hungaroring
Euroformula Open
Private test - 2
Provisional Results by Category



Rookie														
Clas	Nº	Driver	Nat	Cat	Clas	Team	Nat	Vehicle	Laps	Best	Time	Gap	Interval	Km/h
1	10	Juju Noda		R	1	Noda Racing		Dallara F320 Spiess	23	21	1:35.628			164.9
2	26	Jakob Bergmeister		R	2	Team Motopark		Dallara F320 Spiess	21	17	1:36.888	1.260	1.260	162.7

GC														
Clas	Nº	Driver	Nat	Cat	Clas	Team	Nat	Vehicle	Laps	Best	Time	Gap	Interval	Km/h
1	212	Paolo Brajnik		GC	1	NV Racing		Dallara F320 Spiess	16	6	1:39.357			158.7
2	7	Vladimir Netusil		GC	2	Effective Racing		Dallara F320 HWA	21	15	1:39.478	0.121	0.121	158.5

Clas	Nº	Driver	Nat	Cat	Clas	Team	Nat	Vehicle	Laps	Best	Time	Gap	Interval	Km/h
1	19	Noel Leon				Team Motopark		Dallara F320 Spiess	22	18	1:35.857			164.5
2	84	Francesco Simonazzi				BVM Racing		Dallara F320 Spiess	23	21	1:36.104	0.247	0.247	164.1
3	73	Cian Shields				Team Motopark		Dallara F320 Spiess	21	18	1:36.434	0.577	0.330	163.5
4	23	Bryce Aron				Team Motopark		Dallara F320 Spiess	19	18	1:36.744	0.887	0.310	163.0
5	21	Josh Mason				CryptoTower Racing Team		Dallara F320 Spiess	20	19	1:36.799	0.942	0.055	162.9
6	20	Benjamin Berta				CryptoTower Racing Team		Dallara F320 Spiess	21	19	1:36.872	1.015	0.073	162.8

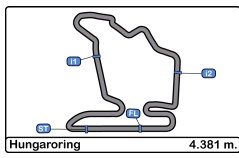
Published at:.....

Track Temp: 50.8 °C Air Temp: 23.9 °C Humidity: 37 % Track Status: DRY

Race Director:

Timekeeper:





Hungaroring
Euroformula Open
Private test - 2
Lap Analysis



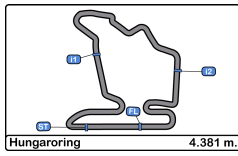
7 Vladimir Netusil Dallara F320 HWA **19** Noel Leon Dallara F320 Spiess

GC							Effective Racing					Team Motopark			
Lap	D	Time	Sector 1	Sector 2	Sector 3	T. Spd	Elapsed	Lap	D	Time	Sector 1	Sector 2	Sector 3	T. Spd	Elapsed
1		12:13:05.739	12:11:56.359	39.946	29.434		12:13:05.739	1		12:13:25.423	12:12:18.973	38.078	28.372		12:13:25.423
2		1:45.846	38.217	38.950	28.679	211.3	12:14:51.585	2		1:43.982	37.583	36.313	30.086	211.7	12:15:09.405
3		1:42.573	37.572	37.312	27.689	212.1	12:16:34.158	3		1:36.970	36.288	34.151	26.531	215.5	12:16:46.375
4		1:40.676	36.928	36.069	27.679	216.4	12:18:14.834	4		1:54.526	41.581	44.221	28.724	218.1	12:18:40.901
5		1:40.673	36.762	36.171	27.740	215.1	12:19:55.507	5		1:37.016	36.133	34.363	26.520	216.4	12:20:17.917
6		1:40.300	37.082	35.663	27.555	213.8	12:21:35.807	6		1:36.865	35.947	34.054	26.864	218.6	12:21:54.782
7		1:44.305 P	37.411	35.504	31.390	216.0	12:23:20.112	7		1:42.259 P	36.417	35.180	30.662	217.7	12:23:37.041
8		5:27.757	4:22.615	37.320	27.822		12:28:47.869	8		8:01.804	6:52.814	40.245	28.745		12:31:38.845
9		1:40.249	37.143	35.910	27.196	215.5	12:30:28.118	9		1:40.247	37.981	35.344	26.922	211.7	12:33:19.092
10		1:39.647	36.782	35.416	27.449	216.4	12:32:07.765	10		1:35.980	35.941	33.661	26.378	216.4	12:34:55.072
11		1:39.817	37.152	35.362	27.303	216.4	12:33:47.582	11		1:36.439	36.028	33.835	26.576	218.1	12:36:31.511
12		1:39.671	36.646	35.339	27.686	217.3	12:35:27.253	12		2:02.445	45.403	45.634	31.408	207.2	12:38:33.956
13		1:42.223 P	36.679	35.181	30.363	217.3	12:37:09.476	13		1:36.743	36.038	33.747	26.958	216.0	12:40:10.699
14		7:09.602	6:05.889	36.090	27.623		12:44:19.078	14		1:48.677 P	37.718	37.288	33.671	217.7	12:41:59.376
15		1:39.478	36.708	35.215	27.555	215.5	12:45:58.556	15		2:32.599 P	1:19.665	39.791	33.143		12:44:31.975
16		1:39.794	36.724	35.225	27.845	216.4	12:47:38.350	16		7:24.370	6:16.735	39.706	27.929		12:51:56.345
17		1:40.135	36.976	35.377	27.782	213.0	12:49:18.485	17		1:40.755	37.359	36.591	26.805	215.1	12:53:37.100
18		1:39.794	36.622	35.319	27.853	216.4	12:50:58.279	18		1:35.857	35.934	33.350	26.573	216.8	12:55:12.957
19		1:40.443	36.696	35.585	28.162	216.4	12:52:38.722	19		1:36.382	35.945	33.831	26.606	218.6	12:56:49.339
20		1:41.462	37.579	35.892	27.991	218.1	12:54:20.184	20		2:10.469	45.604	43.882	40.983	208.0	12:58:59.808
21		1:41.269	37.284	35.686	28.299	217.3	12:56:01.453	21		1:35.892	35.872	33.593	26.427	216.4	13:00:35.700
22			37.385	35.853		218.6		22		1:39.648 P	35.862	33.829	29.957	219.0	13:02:15.348

10 Juju Noda Dallara F320 Spiess **20** Benjamin Berta Dallara F320 Spiess

Rookie							Noda Racing					CryptoTower Racing Team			
Lap	D	Time	Sector 1	Sector 2	Sector 3	T. Spd	Elapsed	Lap	D	Time	Sector 1	Sector 2	Sector 3	T. Spd	Elapsed
1		12:12:58.541	12:11:51.257	39.203	28.081		12:12:58.541	1		12:13:27.453 P	12:12:09.814	42.589	35.050		12:13:27.453
2		1:39.980	36.875	35.718	27.387	215.5	12:14:38.521	2		2:27.596	1:24.987	35.470	27.139		12:15:55.049
3		1:38.584	36.609	34.910	27.065	213.8	12:16:17.105	3		1:40.715	36.447	34.976	29.292	217.3	12:17:35.764
4		1:37.940	36.206	34.579	27.155	217.3	12:17:55.045	4		1:37.958	36.289	34.616	27.053	217.7	12:19:13.722
5		1:37.515	36.128	34.526	26.861	217.3	12:19:32.560	5		1:47.191	38.212	38.522	30.457	217.3	12:21:00.913
6		1:56.671 P	35.993	41.347	39.331	218.1	12:21:29.231	6		1:37.805	36.396	34.506	26.903	216.4	12:22:38.718
7		8:36.700	7:28.455	40.166	28.079		12:30:05.931	7		1:51.052	41.454	40.198	29.400	216.8	12:24:29.770
8		1:38.752	36.640	35.088	27.024	216.4	12:31:44.683	8		1:41.289 P	36.491	34.519	30.279	215.1	12:26:11.059
9		1:37.718	36.082	34.702	26.934	217.3	12:33:22.401	9		5:47.246	4:37.514	40.425	29.307		12:31:58.305
10		1:37.265	35.983	34.431	26.851	217.3	12:34:59.666	10		1:42.691	37.445	36.860	28.386	216.0	12:33:40.996
11		1:36.798	35.989	34.117	26.692	217.7	12:36:36.464	11		1:37.813	36.279	34.543	26.991	215.5	12:35:18.809
12		1:47.452	39.865	40.244	27.343	219.5	12:38:23.916	12		1:42.908	38.517	36.666	27.725	218.1	12:37:01.717
13		1:37.930	35.861	34.275	27.794	218.1	12:40:01.846	13		1:37.862	36.172	34.448	27.242	216.8	12:38:39.579
14		1:40.664	36.244	35.968	28.452	219.9	12:41:42.510	14		1:42.347 P	36.328	35.467	30.552	221.3	12:40:21.926
15		1:36.636	35.854	34.073	26.709	219.0	12:43:19.146	15		8:44.257	7:33.257	42.065	28.935		12:49:06.183
16		1:53.019 P	35.903	39.313	37.803	219.0	12:45:12.165	16		1:44.357	39.501	36.975	27.881	203.7	12:50:50.540
17		6:49.778	5:44.412	37.776	27.590		12:52:01.943	17		1:37.463	36.313	34.359	26.791	216.0	12:52:28.003
18		1:40.520	36.204	35.117	29.199	217.3	12:53:42.463	18		1:45.134	40.232	37.440	27.462	217.7	12:54:13.137
19		1:36.047	35.861	33.675	26.511	219.0	12:55:18.510	19		1:36.872	36.039	34.017	26.816	216.4	12:55:50.009
20		1:35.923	35.744	33.716	26.463	220.4	12:56:54.433	20		1:49.208	41.646	39.172	28.390	218.1	12:57:39.217
21		1:35.628	35.772	33.538	26.318	219.0	12:58:30.061	21		1:41.188 P	36.206	34.325	30.657	217.3	12:59:20.405
22		1:35.775	35.711	33.837	26.227	219.9	13:00:05.836								
23		1:57.451 P	38.973	39.105	39.373	219.5	13:02:03.287								





Hungaroring
Euroformula Open
Private test - 2
Lap Analysis



21

Josh Mason

Dallara F320 Spiess

26

Jakob Bergmeister

Dallara F320 Spiess

CryptoTower Racing Team

Rookie

Team Motopark

Lap	D	Time	Sector 1	Sector 2	Sector 3	T. Spd	Elapsed	Lap	D	Time	Sector 1	Sector 2	Sector 3	T. Spd	Elapsed
1		12:13:24.893	12:12:05.022	46.644	33.227		12:13:24.893	1		12:13:38.680	12:12:31.506	38.702	28.472		12:13:38.680
2		1:53.373	42.239	42.317	28.817	185.2	12:15:18.266	2		1:47.486	37.566	37.340	32.580	203.7	12:15:26.166
3		1:39.206	37.037	35.058	27.111	213.4	12:16:57.472	3		1:38.534	36.487	35.109	26.938	214.7	12:17:04.700
4		2:08.202	46.557	49.730	31.915	216.0	12:19:05.674	4		1:41.997	36.980	35.432	29.585	217.3	12:18:46.697
5		1:38.426	36.683	34.765	26.978	214.2	12:20:44.100	5		1:37.974	36.280	34.784	26.910	216.4	12:20:24.671
6		1:37.803	36.273	34.551	26.979	216.8	12:22:21.903	6		1:38.076	36.227	34.927	26.922	217.3	12:22:02.747
7		1:46.313 P	36.491	37.369	32.453	216.8	12:24:08.216	7		1:37.829	36.338	34.692	26.799	216.4	12:23:40.576
8		8:48.992	7:35.900	42.464	30.628		12:32:57.208	8		1:47.866 P	36.455	35.757	35.654	216.0	12:25:28.442
9		1:48.729	40.669	39.656	28.404	207.6	12:34:45.937	9		8:06.338	6:59.403	38.439	28.496		12:33:34.780
10		1:37.486	36.478	34.271	26.737	214.2	12:36:23.423	10		1:40.093	37.268	35.639	27.186	209.7	12:35:14.873
11		1:36.926	36.196	34.032	26.698	216.4	12:38:00.349	11		1:37.039	36.165	34.166	26.708	215.5	12:36:51.912
12		2:00.315	43.433	47.071	29.811	213.0	12:40:00.664	12		1:47.196	37.463	38.243	31.490	216.8	12:38:39.108
13		1:37.439	36.443	34.124	26.872	215.5	12:41:38.103	13		1:47.067	43.112	36.791	27.164	216.4	12:40:26.175
14		1:42.126 P	36.349	34.418	31.359	216.8	12:43:20.229	14		1:52.286 P	36.132	34.444	41.710	218.1	12:42:18.461
15		9:17.369	7:58.631	45.031	33.707		12:52:37.598	15		10:17.331	9:05.827	42.421	29.083		12:52:35.792
16		1:54.554	45.198	40.888	28.468	200.0	12:54:32.152	16		1:40.530	37.535	35.560	27.435	200.3	12:54:16.322
17		1:52.783	36.256	45.910	30.617	216.0	12:56:24.935	17		1:36.888	35.953	34.289	26.646	216.8	12:55:53.210
18		1:36.838	36.387	33.784	26.667	214.2	12:58:01.773	18		1:37.355	36.131	34.181	27.043	218.1	12:57:30.565
19		1:36.799	36.126	33.831	26.842	217.7	12:59:38.572	19		1:43.055	36.856	39.268	26.931	220.4	12:59:13.620
20		1:52.911 P	42.165	37.432	33.314	198.5	13:01:31.483	20		1:37.203	35.872	34.581	26.750	218.1	13:00:50.823
21								21		1:45.599 P	35.824	34.413	35.362	217.7	13:02:36.422

23

Bryce Aron

Dallara F320 Spiess

73

Cian Shields

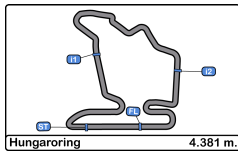
Dallara F320 Spiess

Team Motopark

Team Motopark

Lap	D	Time	Sector 1	Sector 2	Sector 3	T. Spd	Elapsed	Lap	D	Time	Sector 1	Sector 2	Sector 3	T. Spd	Elapsed
1		12:13:17.454	12:12:06.425	41.095	29.934		12:13:17.454	1		12:14:07.078	12:12:57.036	40.748	29.294		12:14:07.078
2		1:43.451	37.927	37.465	28.059	199.6	12:15:00.905	2		1:43.494	38.858	37.338	27.298	191.8	12:15:50.572
3		1:37.390	36.320	34.384	26.686	214.2	12:16:38.295	3		1:38.650	36.278	34.557	27.815	215.5	12:17:29.222
4		1:37.310	36.047	34.262	27.001	217.7	12:18:15.605	4		1:37.863	36.435	34.486	26.942	216.8	12:19:07.085
5		1:48.423	41.115	40.111	27.197	219.0	12:20:04.028	5		1:46.483	38.292	39.917	28.274	219.0	12:20:53.568
6		1:37.162	36.121	34.311	26.730	216.8	12:21:41.190	6		1:36.942	36.198	33.919	26.825	216.4	12:22:30.510
7		1:43.268 P	36.257	34.613	32.398	216.4	12:23:24.458	7		1:43.992 P	36.022	35.777	32.193	217.3	12:24:14.502
8		11:26.710	10:20.563	35.973	30.174		12:34:51.168	8		9:40.346	8:33.299	39.526	27.521		12:33:54.848
9		1:36.948	36.137	33.869	26.942	215.1	12:36:28.116	9		1:37.183	36.328	34.357	26.498	216.4	12:35:32.031
10		2:13.472 P	52.239	43.394	37.839	217.3	12:38:41.588	10		1:46.416	36.196	42.052	28.168	217.7	12:37:18.447
11		10:07.867	9:00.434	39.028	28.405		12:48:49.455	11		1:36.778	36.000	34.085	26.693	216.8	12:38:55.225
12		1:41.425	37.787	35.817	27.821	201.4	12:50:30.880	12		1:53.133 P	38.265	41.918	32.950	219.0	12:40:48.358
13		1:36.785	36.181	34.092	26.512	215.5	12:52:07.665	13		9:38.719	8:21.603	43.241	33.875		12:50:27.077
14		1:40.298	35.891	34.790	29.617	217.3	12:53:47.963	14		1:48.580	38.304	38.263	32.013	194.9	12:52:15.657
15		1:47.869	42.450	37.454	27.965	198.8	12:55:35.832	15		1:36.700	36.121	33.891	26.688	217.3	12:53:52.357
16		1:36.823	35.943	34.083	26.797	217.7	12:57:12.655	16		1:36.851	36.039	33.996	26.816	217.7	12:55:29.208
17		1:37.525	36.594	34.052	26.879	217.3	12:58:50.180	17		1:55.934	39.343	44.607	31.984	219.0	12:57:25.142
18		1:36.744	36.053	34.111	26.580	217.7	13:00:26.924	18		1:36.434	36.026	33.937	26.471	216.8	12:59:01.576
19		1:44.435 P	36.268	34.564	33.603	217.7	13:02:11.359	19		1:59.259	40.305	45.984	32.970	219.9	13:01:00.835
20								20		1:36.569	36.077	33.829	26.663	217.7	13:02:37.404
21								21		1:57.053 P	42.658	42.087	32.308	218.1	13:04:34.457





Hungaroring
Euroformula Open
Private test - 2
Lap Analysis



84

Francesco Simonazzi

Dallara F320 Spiess

BVM Racing

Lap	D	Time	Sector 1	Sector 2	Sector 3	T. Spd	Elapsed
1		12:13:30.676	12:12:24.080	36.446	30.150		12:13:30.676
2		1:48.463	39.980	39.556	28.927	216.4	12:15:19.139
3		1:38.721	36.680	34.934	27.107	219.0	12:16:57.860
4		1:37.525	36.086	34.438	27.001	222.2	12:18:35.385
5		1:37.820	36.108	34.528	27.184	217.3	12:20:13.205
6		1:37.203	36.134	34.170	26.899	218.1	12:21:50.408
7		1:37.634	36.160	34.471	27.003	217.3	12:23:28.042
8		2:01.052	45.950	46.152	28.950	216.8	12:25:29.094
9		1:37.005	36.254	34.088	26.663	216.4	12:27:06.099
10		1:41.103 P	36.194	34.220	30.689	219.0	12:28:47.202
11		8:45.432	7:43.762	34.798	26.872		12:37:32.634
12		1:37.255	36.166	34.322	26.767	217.7	12:39:09.889
13		1:36.794	35.902	33.958	26.934	219.5	12:40:46.683
14		1:43.617 P	35.956	36.323	31.338	219.5	12:42:30.300
15		6:30.685	5:25.425	37.523	27.737		12:49:00.985
16		1:38.891	36.777	35.263	26.851	216.8	12:50:39.876
17		1:37.595	36.124	34.023	27.448	218.6	12:52:17.471
18		1:36.412	35.818	33.893	26.701	220.4	12:53:53.883
19		1:36.541	35.826	33.966	26.749	219.9	12:55:30.424
20		1:59.138	43.036	41.805	34.297	221.3	12:57:29.562
21		1:36.104	35.881	33.646	26.577	219.5	12:59:05.666
22		1:36.200	35.790	33.783	26.627	220.4	13:00:41.866
23		1:41.040 P	35.805	33.893	31.342	220.4	13:02:22.906

212

Paolo Brajnik

Dallara F320 Spiess

GC

NV Racing

Lap	D	Time	Sector 1	Sector 2	Sector 3	T. Spd	Elapsed
1		12:13:47.257	12:12:38.736	39.891	28.630		12:13:47.257
2		1:41.996	37.933	36.432	27.631	211.3	12:15:29.253
3		1:46.617	36.753	41.650	28.214	215.5	12:17:15.870
4		1:41.584	36.839	36.632	28.113	215.5	12:18:57.454
5		1:39.491	36.615	35.494	27.382	215.5	12:20:36.945
6		1:39.357	36.650	35.257	27.450	216.4	12:22:16.302
7		1:39.434	36.767	35.369	27.298	216.0	12:23:55.736
8		1:39.524	36.659	35.476	27.389	215.1	12:25:35.260
9		1:48.338 P	36.581	35.438	36.319	216.0	12:27:23.598
10		12:40.153	11:33.378	36.309	30.466		12:40:03.751
11		1:40.832	36.926	36.304	27.602	214.7	12:41:44.583
12		1:39.737	36.823	35.472	27.442	216.4	12:43:24.320
13		1:39.923	36.771	35.692	27.460	216.4	12:45:04.243
14		1:39.793	36.819	35.633	27.341	215.5	12:46:44.036
15		1:53.031	38.427	46.893	27.711	216.4	12:48:37.067
16		1:57.302 P	37.059	40.618	39.625	215.1	12:50:34.369



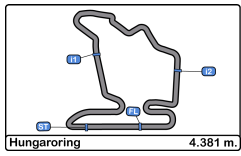


Hungaroring
Euroformula Open
Private test - 2
Best Sectors Results



Sector - 1				Sector - 2				Sector - 3				Ideal Lap vs Best Lap			
Clas	Nº	Driver	Time	Nº	Driver	Time	Nº	Driver	Time	Clas	Nº	Driver	Ideal Lap	Best Lap	Clas
1	10	Juju Noda	35.711	19	Noel Leon	33.350	10	Juju Noda	26.227	1	10	Juju Noda	1:35.476	1:35.628	1
2	84	Francesco Simonazzi	35.790	10	Juju Noda	33.538	19	Noel Leon	26.378	2	19	Noel Leon	1:35.590	1:35.857	2
3	26	Jakob Bergmeister	35.824	84	Francesco Simonazzi	33.646	73	Cian Shields	26.471	3	84	Francesco Simonazzi	1:36.013	1:36.104	3
4	19	Noel Leon	35.862	21	Josh Mason	33.784	23	Bryce Aron	26.512	4	23	Bryce Aron	1:36.272	1:36.744	5
5	23	Bryce Aron	35.891	73	Cian Shields	33.829	84	Francesco Simonazzi	26.577	5	73	Cian Shields	1:36.300	1:36.434	4
6	73	Cian Shields	36.000	23	Bryce Aron	33.869	26	Jakob Bergmeister	26.646	6	21	Josh Mason	1:36.577	1:36.799	6
7	20	Benjamin Berta	36.039	20	Benjamin Berta	34.017	21	Josh Mason	26.667	7	26	Jakob Bergmeister	1:36.636	1:36.888	8
8	21	Josh Mason	36.126	26	Jakob Bergmeister	34.166	20	Benjamin Berta	26.791	8	20	Benjamin Berta	1:36.847	1:36.872	7
9	21	Paolo Brajnik	36.581	7	Vladimir Netusil	35.181	7	Vladimir Netusil	27.196	9	7	Vladimir Netusil	1:38.999	1:39.478	10
10	7	Vladimir Netusil	36.622	212	Paolo Brajnik	35.257	212	Paolo Brajnik	27.298	10	212	Paolo Brajnik	1:39.136	1:39.357	9



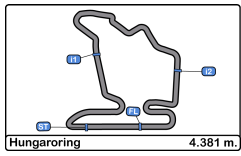


Hungaroring
Euroformula Open
Private test - 2
Best 5 Lap Times



Cls	N°	Driver	Nat	Cat	Cls	Team	Nat	Vehicle	Best 1		Best 2		Best 3		Best 4		Best 5	
									Time	Lap	Time	Lap	Time	Lap	Time	Lap	Time	Lap
1	10	Juju Noda		R	1	Noda Racing		Dallara F320 Spiess	1:35.628	21	1:35.775	22	1:35.923	20	1:36.047	19	1:36.636	15
2	19	Noel Leon				Team Motopark		Dallara F320 Spiess	1:35.857	18	1:35.892	21	1:35.980	10	1:36.382	19	1:36.439	11
3	84	Francesco				BVM Racing		Dallara F320 Spiess	1:36.104	21	1:36.200	22	1:36.412	18	1:36.541	19	1:36.794	13
4	73	Cian Shields				Team Motopark		Dallara F320 Spiess	1:36.434	18	1:36.569	20	1:36.700	15	1:36.778	11	1:36.851	16
5	23	Bryce Aron				Team Motopark		Dallara F320 Spiess	1:36.744	18	1:36.785	13	1:36.823	16	1:36.948	9	1:37.162	6
6	21	Josh Mason				CryptoTower Racing		Dallara F320 Spiess	1:36.799	19	1:36.838	18	1:36.926	11	1:37.439	13	1:37.486	10
7	20	Benjamin Berta				CryptoTower Racing		Dallara F320 Spiess	1:36.872	19	1:37.463	17	1:37.805	6	1:37.813	11	1:37.862	13
8	26	Jakob Bergmeister		R	2	Team Motopark		Dallara F320 Spiess	1:36.888	17	1:37.039	11	1:37.203	20	1:37.355	18	1:37.829	7
9	212	Paolo Brajnik		GC	1	NV Racing		Dallara F320 Spiess	1:39.357	6	1:39.434	7	1:39.491	5	1:39.524	8	1:39.737	12
10	7	Vladimir Netusil		GC	2	Effective Racing		Dallara F320 HWA	1:39.478	15	1:39.647	10	1:39.671	12	1:39.794	16	1:39.794	18





Hungaroring
Euroformula Open
Private test - 2
Best 5 Top Speeds



Clas	Nº	Driver	Nat	Cat	Cls	Team	Nat	Vehicle	Top 1		Top 2		Top 3		Top 4		Top 5		Avg
									Km/h	Lap	Km/h	Lap	Km/h	Lap	Km/h	Lap	Km/h	Lap	
1	84	Francesco Simonazzi	ITA			BVM Racing	ITA	Dallara F320 Spiess	222.2	4	221.3	20	220.4	18	220.4	22	220.4	23	220.9
2	20	Benjamin Berta	HUN			CryptoTower Racing Team	HUN	Dallara F320 Spiess	221.3	14	218.1	12	218.1	20	217.7	4	217.7	18	218.6
3	10	Juju Noda	JPN	R	1	Noda Racing	JPN	Dallara F320 Spiess	220.4	20	219.9	14	219.9	22	219.5	12	219.5	23	219.8
4	26	Jakob Bergmeister	DEU	R	2	Team Motopark	DEU	Dallara F320 Spiess	220.4	19	218.1	14	218.1	18	218.1	20	217.7	21	218.5
5	73	Cian Shields	GBR			Team Motopark	DEU	Dallara F320 Spiess	219.9	19	219.0	5	219.0	12	219.0	17	218.1	21	219.0
6	19	Noel Leon	MEX			Team Motopark	DEU	Dallara F320 Spiess	219.0	22	218.6	6	218.6	19	218.1	4	218.1	11	218.5
7	23	Bryce Aron	USA			Team Motopark	DEU	Dallara F320 Spiess	219.0	5	217.7	4	217.7	16	217.7	18	217.7	19	218.0
8	7	Vladimir Netusil	CZE	GC	1	Effective Racing	CZE	Dallara F320 HWA	218.6	22	218.1	20	217.3	12	217.3	13	217.3	21	217.7
9	21	Josh Mason	GBR			CryptoTower Racing Team	JPN	Dallara F320 Spiess	217.7	19	216.8	6	216.8	7	216.8	14	216.4	11	216.9
10	212	Paolo Brajnik	SRB	GC	2	NV Racing	SRB	Dallara F320 Spiess	216.4	6	216.4	12	216.4	13	216.4	15	216.0	7	216.3



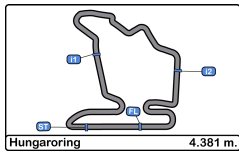


Hungaroring
Euroformula Open
Private test - 2
Fastest Laps Sequence



Lap	Time of Day	Session Time	Nº Driver	Nat	Cat	Team	Nat	Vehicle	Time	Km/h
2	12:14:38.521	4:38.521	10 Juju Noda		JPN	R Noda Racing		JPN Dallara F320 Spiess	1:39.980	157.7
3	12:16:17.105	6:17.105	10 Juju Noda		JPN	R Noda Racing		JPN Dallara F320 Spiess	1:38.584	159.9
3	12:16:38.295	6:38.295	23 Bryce Aron		USA	Team Motopark		DEU Dallara F320 Spiess	1:37.390	161.9
3	12:16:46.375	6:46.375	19 Noel Leon		MEX	Team Motopark		DEU Dallara F320 Spiess	1:36.970	162.6
6	12:21:54.782	11:54.782	19 Noel Leon		MEX	Team Motopark		DEU Dallara F320 Spiess	1:36.865	162.8
10	12:34:55.072	24:55.072	19 Noel Leon		MEX	Team Motopark		DEU Dallara F320 Spiess	1:35.980	164.3
18	12:55:12.957	45:12.957	19 Noel Leon		MEX	Team Motopark		DEU Dallara F320 Spiess	1:35.857	164.5
21	12:58:30.061	48:30.061	10 Juju Noda		JPN	R Noda Racing		JPN Dallara F320 Spiess	1:35.628	164.9



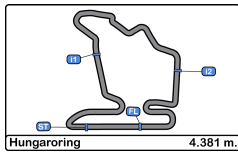


Hungaroring
Euroformula Open
Private test - 2
Event Best Maximum Speed



N°	Driver	Nat	Cat	Clas	Team	Nat	Vehicle	Km/h	Session
84	Francesco Simonazzi		ITA		BVM Racing		Dallara F320 Spiess	223.6	Private test - 1
20	Benjamin Berta		HUN		CryptoTower Racing Team		Dallara F320 Spiess	221.3	Private test - 2
73	Cian Shields		GBR		Team Motopark		Dallara F320 Spiess	220.8	Private test - 1
10	Juju Noda		JPN	R 1	Noda Racing		Dallara F320 Spiess	220.8	Private test - 1
7	Vladimir Netusil		CZE	GC 1	Effective Racing		Dallara F320 HWA	220.4	Private test - 1
26	Jakob Bergmeister		DEU	R 2	Team Motopark		Dallara F320 Spiess	220.4	Private test - 2
23	Bryce Aron		USA		Team Motopark		Dallara F320 Spiess	219.0	Private test - 1
19	Noel Leon		MEX		Team Motopark		Dallara F320 Spiess	219.0	Private test - 2
212	Paolo Brajnik		SRB	GC 2	NV Racing		Dallara F320 Spiess	218.1	Private test - 1
21	Josh Mason		GBR		CryptoTower Racing Team		Dallara F320 Spiess	217.7	Private test - 2





Hungaroring
Euroformula Open
Private test - 2
Pit Stop Analysis



7 Vladimir Netusil Dallara F320 HWA
 GC Effective Racing

N°	In Day Time	In Time	Out Time	Pit Time	T. Pit Time	Handicap	Diff.
1	12:23:17.323	12:23:17.323	12:27:04.384	3:47.061	3:47.061		
2	12:37:07.071	12:37:07.071	12:42:38.738	5:31.667	9:18.728		

10 Juju Noda Dallara F320 Spiess
 Rookie Noda Racing

N°	In Day Time	In Time	Out Time	Pit Time	T. Pit Time	Handicap	Diff.
1	12:21:26.765	12:21:26.765	12:28:15.594	6:48.829	6:48.829		
2	12:45:09.543	12:45:09.543	12:50:18.063	5:08.520	11:57.349		

19 Noel Leon Dallara F320 Spiess
 Team Motopark

N°	In Day Time	In Time	Out Time	Pit Time	T. Pit Time	Handicap	Diff.
1	12:23:34.199	12:23:34.199	12:29:47.068	6:12.869	6:12.869		
2	12:41:56.735	12:41:56.735	12:42:26.266	29.531	6:42.400		
3	12:44:29.255	12:44:29.255	12:50:07.971	5:38.716	12:21.116		

20 Benjamin Berta Dallara F320 Spiess
 CryptoTower Racing Team

N°	In Day Time	In Time	Out Time	Pit Time	T. Pit Time	Handicap	Diff.
1	12:13:24.721	12:13:24.721	12:14:13.087	48.366	48.366		
2	12:26:08.616	12:26:08.616	12:30:04.896	3:56.280	4:44.646		
3	12:40:19.473	12:40:19.473	12:47:10.808	6:51.335	11:35.981		

21 Josh Mason Dallara F320 Spiess
 CryptoTower Racing Team

N°	In Day Time	In Time	Out Time	Pit Time	T. Pit Time	Handicap	Diff.
1	12:24:05.677	12:24:05.677	12:31:00.557	6:54.880	6:54.880		
2	12:43:17.546	12:43:17.546	12:50:30.219	7:12.673	14:07.553		

23 Bryce Aron Dallara F320 Spiess
 Team Motopark

N°	In Day Time	In Time	Out Time	Pit Time	T. Pit Time	Handicap	Diff.
1	12:23:21.856	12:23:21.856	12:33:09.644	9:47.788	9:47.788		
2	12:38:39.013	12:38:39.013	12:47:03.797	8:24.784	18:12.572		

26 Jakob Bergmeister Dallara F320 Spiess
 Rookie Team Motopark

N°	In Day Time	In Time	Out Time	Pit Time	T. Pit Time	Handicap	Diff.
1	12:25:25.446	12:25:25.446	12:31:49.105	6:23.659	6:23.659		
2	12:42:15.571	12:42:15.571	12:50:44.645	8:29.074	14:52.733		

73 Cian Shields Dallara F320 Spiess
 Team Motopark

N°	In Day Time	In Time	Out Time	Pit Time	T. Pit Time	Handicap	Diff.
1	12:24:12.023	12:24:12.023	12:32:11.451	7:59.428	7:59.428		
2	12:40:45.858	12:40:45.858	12:48:25.739	7:39.881	15:39.309		

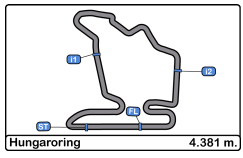
84 Francesco Simonazzi Dallara F320 Spiess
 BVM Racing

N°	In Day Time	In Time	Out Time	Pit Time	T. Pit Time	Handicap	Diff.
1	12:28:44.536	12:28:44.536	12:35:55.210	7:10.674	7:10.674		
2	12:42:27.930	12:42:27.930	12:47:14.310	4:46.380	11:57.054		

212 Paolo Brajnik Dallara F320 Spiess
 GC NV Racing

N°	In Day Time	In Time	Out Time	Pit Time	T. Pit Time	Handicap	Diff.
1	12:27:21.435	12:27:21.435	12:38:20.547	10:59.112	10:59.112		

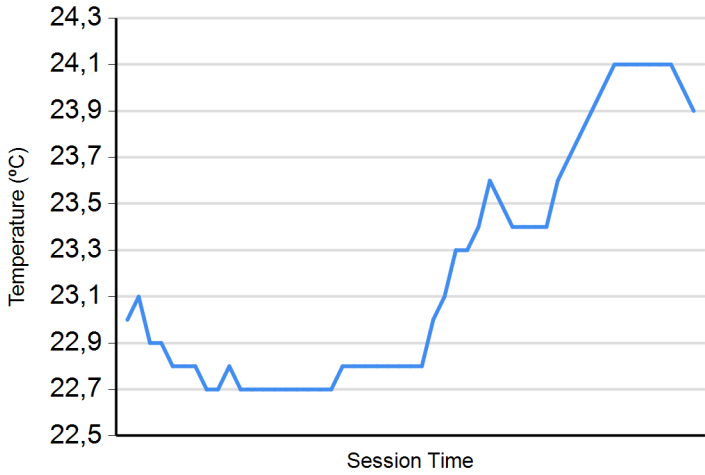




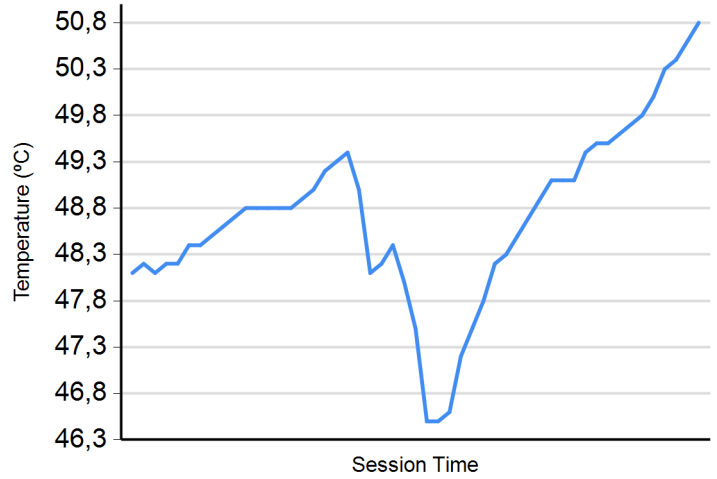
Hungaroring
Euroformula Open
Private test - 2
Weather Report



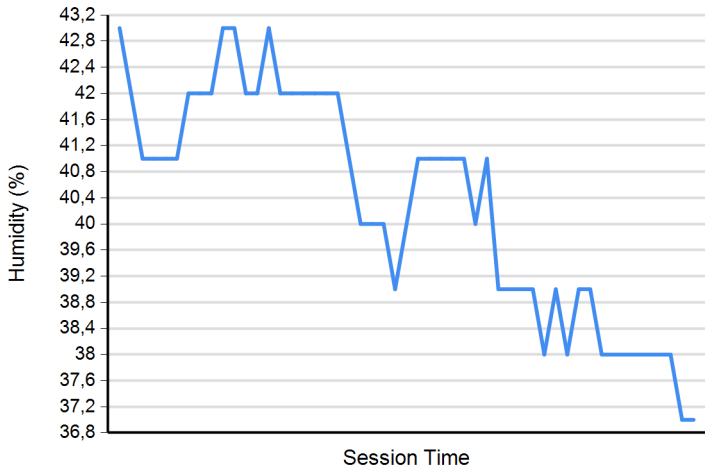
Air Temperature



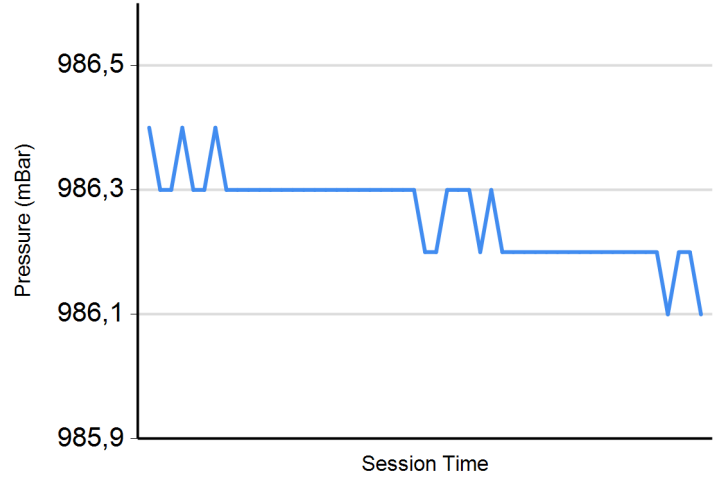
Track Temperature



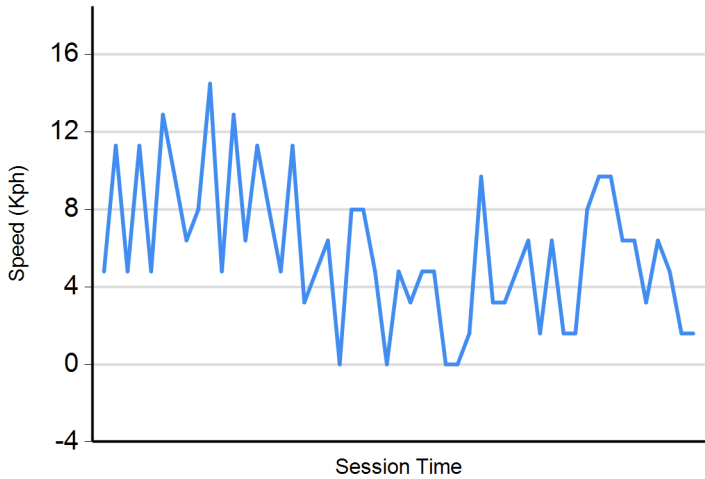
Humidity



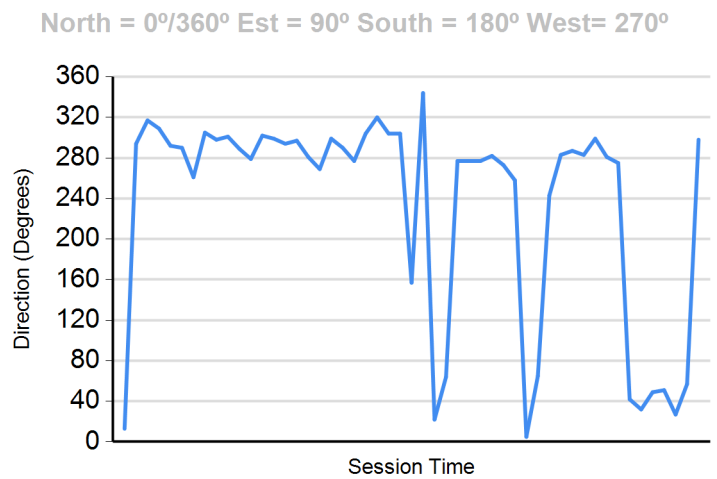
Pressure

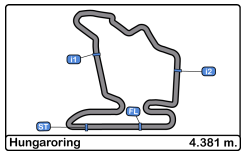


Wind Speed



Wind direction





Hungaroring
Euroformula Open
Private Test - 1 - 2
Combined Results



Cls	N°	Driver	Nat	Cat	Clas	Team	Nat	Vehicle	Laps	PT1	PT2	Best	Gap	Interval	Km/h
1	10	Juju Noda		R	1	Noda Racing		Dallara F320 Spiess	43	1:37.666	19	1:35.628			164.9
2	19	Noel Leon				Team Motopark		Dallara F320 Spiess	29	1:36.665	5	1:35.857	0.229	0.229	164.5
3	84	Francesco Simonazzi				BVM Racing		Dallara F320 Spiess	41	1:36.605	16	1:36.104	0.476	0.247	164.1
4	73	Cian Shields				Team Motopark		Dallara F320 Spiess	41	1:37.301	16	1:36.434	0.806	0.330	163.5
5	23	Bryce Aron				Team Motopark		Dallara F320 Spiess	39	1:36.816	9	1:36.744	1.116	0.310	163.0
6	21	Josh Mason				CryptoTower Racing Team		Dallara F320 Spiess	37	1:37.107	14	1:36.799	1.171	0.055	162.9
7	26	Jakob Bergmeister		R	2	Team Motopark		Dallara F320 Spiess	40	1:36.869	18	1:36.888	1.241	0.070	162.8
8	20	Benjamin Berta				CryptoTower Racing Team		Dallara F320 Spiess	30	1:37.447	5	1:36.872	1.244	0.003	162.8
9	21	Paolo Brajnik		GC	1	NV Racing		Dallara F320 Spiess	26	1:40.886	7	1:39.357	3.729	2.485	158.7
10	7	Vladimir Netusil		GC	2	Effective Racing		Dallara F320 HWA	40	1:40.369	10	1:39.478	3.850	0.121	158.5

Published at:.....

Race Director:

Timekeeper:

