



# GT Cup Europe

Round 2

Spa-Francorchamps

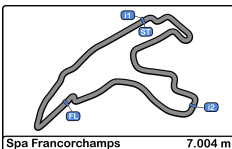
26<sup>th</sup> – 28<sup>th</sup> May 2023

*Results booklet*



Provided by Cronococa S.L.  
[www.cronococa.com](http://www.cronococa.com)





**Spa Francorchamps**  
**GT Cup Europe**  
**Free Practice - 1**  
**Provisional Results**



Cls	Nº	Entrant/Team	Nat	Driver 1	Nat	Driver 2	Nat	Vehicle	Cat	Cls	Laps	Best	Time	Gap	Interval	Km/h
1	90	Enrico Fulgenzi Racing	ITA	Shintaro Akatsu	JPN	Enrico Fulgenzi	ITA	Porsche 992 GT3 Cup	PROAM	1	13	4	2:23.029			176.2
2	81	Mertel Motorsport	DEU	Luca Ludwig	DEU	Axel Saringen	DEU	Ferrari 488 Challenge Evo	PROAM	2	11	10	2:23.653	0.624	0.624	175.5
3	119	Mertel Motorsport	DEU	Stefano Bozzoni	ITA	Fernando Navarrete	ESP	Ferrari 488 Challenge Evo	AM	1	12	3	2:24.903	1.874	1.250	174.0
4	44	Eugenio Pisani / SP Racing	ITA	Eugenio Pisani	ITA	Stefano Zanini	MCO	Porsche 911 GT3 Cup gen 2	PROAM	3	10	5	2:25.788	2.759	0.885	172.9
5	67	GDL Racing	SMR	Gianluca De Lorenzi	ITA	Stefano Borghi	ITA	Porsche 992 GT3 Cup	AM	2	10	8	2:26.312	3.283	0.524	172.3
6	68	GDL Racing	SMR	Samuele Bosio	ITA	Glauco Solieri	ITA	Porsche 992 GT3 Cup	AM	3	13	5	2:26.590	3.561	0.278	172.0
7	116	Volcano Motorsport	ESP	Evgenii Leonov	IND	Adam Christodolou	GBR	Porsche 992 GT3 Cup	PROAM	4	12	11	2:26.605	3.576	0.015	171.9
8	80	Mertel Motorsport	DEU	Iván Velasco	ESP	Jorge Cabezas	ESP	Ferrari 488 Challenge Evo	PROAM	5	10	10	2:26.698	3.669	0.093	171.8
9	73	Axel Van Straaten / Orhès Racing	FRA	Axel Van Straaten	FRA	Remi Van Straaten	FRA	Porsche 992 GT3 Cup	PROAM	6	12	4	2:27.006	3.977	0.308	171.5
10	57	Q1-trackracing	BEL	Fidel Castillo	ESP	Nicolas Vandierendonck	BEL	Porsche 992 GT3 Cup	PROAM	7	12	8	2:27.331	4.302	0.325	171.1
11	21	Camil Perian / R01 Racing by Varu Nicu	ROU	Camil Perian	ROU	Florin Tincescu	BEL	Porsche 911 GT3 Cup gen 2	AM	4	12	7	2:28.537	5.508	1.206	169.7
12	77	EST1 Racing	EST	Jori Ala-Jyrä	BEL	Alex Reimann	EST	Porsche 992 GT3 Cup	AM	5	13	6	2:28.637	5.608	0.100	169.6
13	52	Q1-trackracing	BEL	Xander Przybylak	BEL	Laurent Vandervelde	BEL	Porsche 992 GT3 Cup	AM	6	12	11	2:30.557	7.528	1.920	167.4
14	169	Kessel Racing	CHE	Alexandre Bochez	CHE	Mikaël Bochez	CHE	Ferrari 488 Challenge	AM	7	12	6	2:32.256	9.227	1.699	165.6
15	166	GDL Racing	SMR	Roberto Fecchio	ITA	Brian Lavio	CHE	Porsche 992 GT3 Cup	AM	8	12	8	2:32.529	9.500	0.273	165.3
16	111	Eugenio Pisani / SP Racing	ITA	Fabio Fabiani	ITA	Stefano Zerbi	ITA	Porsche 911 GT3 Cup gen 2	AM	9	10	5	2:33.053	10.024	0.524	164.7
17	70	GDL Racing	SMR	Roberto Bosio	ITA	Maurizio Fondi	ITA	Porsche 911 GT3 Cup gen 2	AM	10	11	10	2:40.453	17.424	7.400	157.1

**\* PENALTIES**

- CAR 77 TIME 11:12:41.082 DELETED TRACK LIMITS AT T 17
- CAR 166 TIME 4:18.581 DELETED TRACK LIMITS AT T 17
- CAR 116 TIME 3:06.898 DELETED TRACK LIMITS AT T 4
- CAR 90 TIME 2:22.386 DELETED TRACK LIMITS AT T 19 + NEXT LAP
- CAR 44 TIME 2:27.123 DELETED TRACK LIMITS AT T 4
- CAR 52 TIME 2:31.109 DELETED TRACK LIMITS AT T 4
- CAR 77 TIME 2:31.830 DELETED TRACK LIMITS AT T 17
- CAR 166 TIME 2:39.026 DELETED TRACK LIMITS AT T 17
- CAR 52 TIME 2:40.006 DELETED TRACK LIMITS AT T 17
- CAR 57 TIME 2:38.837 DELETED TRACK LIMITS AT T 17
- CAR 116 TIME 2:25.732 DELETED TRACK LIMITS AT T 4
- CAR 77 TIME 2:29.396 DELETED TRACK LIMITS AT T 17
- CAR 166 TIME 2:35.621 DELETED TRACK LIMITS AT T 17
- CAR 77 TIME 2:29.179 DELETED TRACK LIMITS AT T 17
- CAR 119 TIME 2:23.997 DELETED TRACK LIMITS AT T 17

Published at:.....

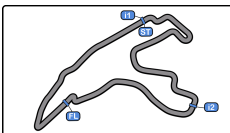
Track Temp: 30.5 °C Air Temp: 14.4 °C Humidity: 67 % Track Status: DRY

Race Director:

Timekeeper: Luis Angel García Nuñez

*(Signature)*  
JOB-1605-ESP/M





**Spa Francorchamps**  
**GT Cup Europe**  
**Free Practice - 1**



**Provisional Results**

Spa Francorchamps 7.004 m.

- CAR 67 TIME 2:26.115 DELETED TRACK LIMITS AT T 17
- CAR 52 TIME 5:38.404 DELETED TRACK LIMITS AT T 17
- CAR 57 TIME 2:28.111 DELETED TRACK LIMITS AT T 17
- CAR 116 TIME 2:26.306 DELETED TRACK LIMITS AT T 4
- CAR 90 TIME 2:26.775 DELETED TRACK LIMITS AT T 4
- CAR 70 TIME 2:42.525 DELETED TRACK LIMITS AT T 17
- CAR 67 TIME 3:45.889 DELETED TRACK LIMITS AT T 17
- CAR 111 TIME 2:38.471 DELETED TRACK LIMITS AT T 17
- CAR 70 TIME 2:59.363 DELETED TRACK LIMITS AT T 4
- CAR 77 TIME 2:27.750 DELETED TRACK LIMITS AT T 17
- CAR 90 TIME 2:22.681 DELETED TRACK LIMITS AT T17
- CAR 166 TIME 2:43.302 DELETED TRACK LIMITS AT T 17
- CAR 57 TIME 2:27.709 DELETED TRACK LIMITS AT T 17
- CAR 67 TIME 2:26.558 DELETED TRACK LIMITS AT T 17
- CAR 111 TIME 2:33.572 DELETED TRACK LIMITS AT T 4
- CAR 67 TIME 2:26.376 DELETED TRACK LIMITS AT T 4
- CAR 90 TIME 3:40.347 DELETED TRACK LIMITS AT T 19
- CAR 77 TIME 2:45.029 DELETED TRACK LIMITS AT T 17
- CAR 52 TIME 2:29.791 DELETED TRACK LIMITS AT T 17
- CAR 116 TIME 2:30.690 DELETED TRACK LIMITS AT T 17
- CAR 90 TIME 2:27.329 DELETED TRACK LIMITS AT T 19
- CAR 166 TIME 2:33.662 DELETED TRACK LIMITS AT T 19
- CAR 81 TIME 2:24.705 DELETED TRACK LIMITS AT T 17
- CAR 73 TIME 2:29.452 DELETED TRACK LIMITS AT T 17
- CAR 90 TIME 2:26.241 DELETED TRACK LIMITS AT T 19
- CAR 166 TIME 2:33.013 DELETED TRACK LIMITS AT T 19
- CAR 116 TIME 2:26.856 DELETED TRACK LIMITS AT T 17
- CAR 68 TIME 2:32.338 DELETED TRACK LIMITS AT T 17
- CAR 90 TIME 2:23.386 DELETED TRACK LIMITS AT T 19
- CAR 90 TIME 2:23.386 DELETED TRACK LIMITS AT T 19

Published at:.....

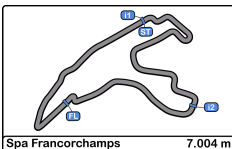
Track Temp: **30.5 °C** Air Temp: **14.4 °C** Humidity: **67 %** Track Status: **DRY**

**Race Director:**

**Timekeeper:** Luis Angel García Nuñez

JOB-1605-ESP/M





Spa Francorchamps  
GT Cup Europe  
Free Practice - 1  
Provisional Results by Category



PROAM																
Cls	N°	Entrant/Team	Nat	Driver 1	Nat	Driver 2	Nat	Vehicle	Cat	Cls	Laps	Best	Time	Gap	Interval	Km/h
1	90	Enrico Fulgenzi Racing	ITA	Shintaro Akatsu	JPN	Enrico Fulgenzi	ITA	Porsche 992 GT3 Cup	PROAM	1	13	4	2:23.029			176.2
2	81	Mertel Motorsport	DEU	Luca Ludwig	DEU	Axel Sartingen	DEU	Ferrari 488 Challenge Evo	PROAM	2	11	10	2:23.653	0.624	0.624	175.5
3	44	Eugenio Pisani / SP Racing	ITA	Eugenio Pisani	ITA	Stefano Zanini	MCO	Porsche 911 GT3 Cup gen 2	PROAM	3	10	5	2:25.788	2.759	2.135	172.9
4	116	Volcano Motorsport	ESP	Evgenii Leonov	IND	Adam Christodolou	GBR	Porsche 992 GT3 Cup	PROAM	4	12	11	2:26.605	3.576	0.817	171.9
5	80	Mertel Motorsport	DEU	Iván Velasco	ESP	Jorge Cabezas	ESP	Ferrari 488 Challenge Evo	PROAM	5	10	10	2:26.698	3.669	0.093	171.8
6	73	Axel Van Straaten / Orhès Racing	FRA	Axel Van Straaten	FRA	Remi Van Straaten	FRA	Porsche 992 GT3 Cup	PROAM	6	12	4	2:27.006	3.977	0.308	171.5
7	57	Q1-trackracing	BEL	Fidel Castillo	ESP	Nicolas Vandierendonck	BEL	Porsche 992 GT3 Cup	PROAM	7	12	8	2:27.331	4.302	0.325	171.1

AM																
Cls	N°	Entrant/Team	Nat	Driver 1	Nat	Driver 2	Nat	Vehicle	Cat	Cls	Laps	Best	Time	Gap	Interval	Km/h
1	119	Mertel Motorsport	DEU	Stefano Bozzoni	ITA	Fernando Navarrete	ESP	Ferrari 488 Challenge Evo	AM	1	12	3	2:24.903			174.0
2	67	GDL Racing	SMR	Gianluca De Lorenzi	ITA	Stefano Borghi	ITA	Porsche 992 GT3 Cup	AM	2	10	8	2:26.312	1.409	1.409	172.3
3	68	GDL Racing	SMR	Samuele Bosio	ITA	Glauco Solieri	ITA	Porsche 992 GT3 Cup	AM	3	13	5	2:26.590	1.687	0.278	172.0
4	21	Camil Perian / R01 Racing by Varu Nicu	ROU	Camil Perian	ROU	Florin Tincescu	ROU	Porsche 911 GT3 Cup gen 2	AM	4	12	7	2:28.537	3.634	1.947	169.7
5	77	EST1 Racing	EST	Jori Ala-Jyrä	EST	Alex Reimann	EST	Porsche 992 GT3 Cup	AM	5	13	6	2:28.637	3.734	0.100	169.6
6	52	Q1-trackracing	BEL	Xander Przybylak	BEL	Laurent Vanderveelde	BEL	Porsche 992 GT3 Cup	AM	6	12	11	2:30.557	5.654	1.920	167.4
7	169	Kessel Racing	CHE	Alexandre Bochez	CHE	Mikaël Bochez	CHE	Ferrari 488 Challenge	AM	7	12	6	2:32.256	7.353	1.699	165.6
8	166	GDL Racing	SMR	Roberto Fecchio	ITA	Brian Lavio	CHE	Porsche 992 GT3 Cup	AM	8	12	8	2:32.529	7.626	0.273	165.3
9	111	Eugenio Pisani / SP Racing	ITA	Fabio Fabiani	ITA	Stefano Zerbi	ITA	Porsche 911 GT3 Cup gen 2	AM	9	10	5	2:33.053	8.150	0.524	164.7
10	70	GDL Racing	SMR	Roberto Bosio	ITA	Maurizio Fondi	ITA	Porsche 911 GT3 Cup gen 2	AM	10	11	10	2:40.453	15.550	7.400	157.1

\* PENALTIES

- CAR 77 TIME 11:12:41.082 DELETED TRACK LIMITS AT T 17
- CAR 166 TIME 4:18.581 DELETED TRACK LIMITS AT T 17
- CAR 116 TIME 3:06.898 DELETED TRACK LIMITS AT T 4
- CAR 90 TIME 2:22.386 DELETED TRACK LIMITS AT T 19 + NEXT LAP
- CAR 44 TIME 2:27.123 DELETED TRACK LIMITS AT T 4
- CAR 52 TIME 2:31.109 DELETED TRACK LIMITS AT T 4
- CAR 77 TIME 2:31.830 DELETED TRACK LIMITS AT T 17
- CAR 166 TIME 2:39.026 DELETED TRACK LIMITS AT T 17
- CAR 52 TIME 2:40.006 DELETED TRACK LIMITS AT T 17
- CAR 57 TIME 2:38.837 DELETED TRACK LIMITS AT T 17
- CAR 116 TIME 2:25.732 DELETED TRACK LIMITS AT T 4

Published at:.....

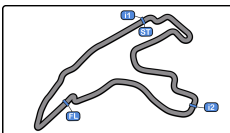
Track Temp: 30.5 °C Air Temp: 14.4 °C Humidity: 67 % Track Status: DRY

Race Director:

Timekeeper: Luis Angel García Nuñez

JOB-1605-ESP/M





Spa Francorchamps

GT Cup Europe

Free Practice - 1

Provisional Results by Category

Spa Francorchamps 7.004 m.



- CAR 77 TIME 2:29.396 DELETED TRACK LIMITS AT T 17
- CAR 166 TIME 2:35.621 DELETED TRACK LIMITS AT T 17
- CAR 77 TIME 2:29.179 DELETED TRACK LIMITS AT T 17
- CAR 119 TIME 2:23.997 DELETED TRACK LIMITS AT T 17
- CAR 67 TIME 2:26.115 DELETED TRACK LIMITS AT T 17
- CAR 52 TIME 5:38.404 DELETED TRACK LIMITS AT T 17
- CAR 57 TIME 2:28.111 DELETED TRACK LIMITS AT T 17
- CAR 116 TIME 2:26.306 DELETED TRACK LIMITS AT T 4
- CAR 90 TIME 2:26.775 DELETED TRACK LIMITS AT T 4
- CAR 70 TIME 2:42.525 DELETED TRACK LIMITS AT T 17
- CAR 67 TIME 3:45.889 DELETED TRACK LIMITS AT T 17
- CAR 111 TIME 2:38.471 DELETED TRACK LIMITS AT T 17
- CAR 70 TIME 2:59.363 DELETED TRACK LIMITS AT T 4
- CAR 77 TIME 2:27.750 DELETED TRACK LIMITS AT T 17
- CAR 90 TIME 2:22.681 DELETED TRACK LIMITS AT T17
- CAR 166 TIME 2:43.302 DELETED TRACK LIMITS AT T 17
- CAR 57 TIME 2:27.709 DELETED TRACK LIMITS AT T 17
- CAR 67 TIME 2:26.558 DELETED TRACK LIMITS AT T 17
- CAR 111 TIME 2:33.572 DELETED TRACK LIMITS AT T 4
- CAR 67 TIME 2:26.376 DELETED TRACK LIMITS AT T 4
- CAR 90 TIME 3:40.347 DELETED TRACK LIMITS AT T 19
- CAR 77 TIME 2:45.029 DELETED TRACK LIMITS AT T 17
- CAR 52 TIME 2:29.791 DELETED TRACK LIMITS AT T 17
- CAR 116 TIME 2:30.690 DELETED TRACK LIMITS AT T 17
- CAR 90 TIME 2:27.329 DELETED TRACK LIMITS AT T 19
- CAR 166 TIME 2:33.662 DELETED TRACK LIMITS AT T 19
- CAR 81 TIME 2:24.705 DELETED TRACK LIMITS AT T 17
- CAR 73 TIME 2:29.452 DELETED TRACK LIMITS AT T 17
- CAR 90 TIME 2:26.241 DELETED TRACK LIMITS AT T 19
- CAR 166 TIME 2:33.013 DELETED TRACK LIMITS AT T 19
- CAR 116 TIME 2:26.856 DELETED TRACK LIMITS AT T 17
- CAR 68 TIME 2:32.338 DELETED TRACK LIMITS AT T 17
- CAR 90 TIME 2:23.386 DELETED TRACK LIMITS AT T 19
- CAR 90 TIME 2:23.386 DELETED TRACK LIMITS AT T 19

Published at:.....

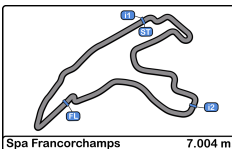
Track Temp: 30.5 °C Air Temp: 14.4 °C Humidity: 67 % Track Status: DRY

Race Director:

Timekeeper: Luis Angel García Nuñez

JOB-1605-ESP/M





**Spa Francorchamps**  
**GT Cup Europe**  
**Free Practice - 1**  
**Provisional Results by Class**



GT Open Cup Europe																
Cls	Nº	Entrant/Team	Nat	Driver 1	Nat	Driver 2	Nat	Vehicle	Cat	Cls	Laps	Best	Time	Gap	Interval	Km/h
1	90	Enrico Fulgenzi Racing	ITA	Shintaro Akatsu	JPN	Enrico Fulgenzi	ITA	Porsche 992 GT3 Cup	GT Cup	1	13	4	2:23.029			176.2
2	81	Mertel Motorsport	DEU	Luca Ludwig	DEU	Axel Saringen	DEU	Ferrari 488 Challenge Evo	GT Cup	2	11	10	2:23.653	0.624	0.624	175.5
3	119	Mertel Motorsport	DEU	Stefano Bozzoni	ITA	Fernando Navarrete	ESP	Ferrari 488 Challenge Evo	GT Cup	3	12	3	2:24.903	1.874	1.250	174.0
4	44	Eugenio Pisani / SP Racing	ITA	Eugenio Pisani	ITA	Stefano Zanini	MCO	Porsche 911 GT3 Cup gen 2	GT Cup	4	10	5	2:25.788	2.759	0.885	172.9
5	67	GDL Racing	SMR	Gianluca De Lorenzi	ITA	Stefano Borghi	ITA	Porsche 992 GT3 Cup	GT Cup	5	10	8	2:26.312	3.283	0.524	172.3
6	68	GDL Racing	SMR	Samuele Bosio	ITA	Glauco Solieri	ITA	Porsche 992 GT3 Cup	GT Cup	6	13	5	2:26.590	3.561	0.278	172.0
7	116	Volcano Motorsport	ESP	Evgenii Leonov	IND	Adam Christodolou	GBR	Porsche 992 GT3 Cup	GT Cup	7	12	11	2:26.605	3.576	0.015	171.9
8	80	Mertel Motorsport	DEU	Iván Velasco	ESP	Jorge Cabezas	ESP	Ferrari 488 Challenge Evo	GT Cup	8	10	10	2:26.698	3.669	0.093	171.8
9	73	Axel Van Straaten / Orhès Racing	FRA	Axel Van Straaten	FRA	Remi Van Straaten	FRA	Porsche 992 GT3 Cup	GT Cup	9	12	4	2:27.006	3.977	0.308	171.5
10	57	Q1-trackracing	BEL	Fidel Castillo	ESP	Nicolas Vandierendonck	BEL	Porsche 992 GT3 Cup	GT Cup	10	12	8	2:27.331	4.302	0.325	171.1
11	21	Camil Perian / R01 Racing by Varu Nicu	ROU	Camil Perian	ROU	Florin Tincescu	ROU	Porsche 911 GT3 Cup gen 2	GT Cup	11	12	7	2:28.537	5.508	1.206	169.7
12	77	EST1 Racing	EST	Jori Ala-Jyrä	EST	Alex Reimann	EST	Porsche 992 GT3 Cup	GT Cup	12	13	6	2:28.637	5.608	0.100	169.6
13	52	Q1-trackracing	BEL	Xander Przybylak	BEL	Laurent Vandervelde	BEL	Porsche 992 GT3 Cup	GT Cup	13	12	11	2:30.557	7.528	1.920	167.4
14	169	Kessel Racing	CHE	Alexandre Bochez	CHE	Mikaël Bochez	CHE	Ferrari 488 Challenge	GT Cup	14	12	6	2:32.256	9.227	1.699	165.6
15	166	GDL Racing	SMR	Roberto Fecchio	ITA	Brian Lavio	CHE	Porsche 992 GT3 Cup	GT Cup	15	12	8	2:32.529	9.500	0.273	165.3
16	111	Eugenio Pisani / SP Racing	ITA	Fabio Fabiani	ITA	Stefano Zerbi	ITA	Porsche 911 GT3 Cup gen 2	GT Cup	16	10	5	2:33.053	10.024	0.524	164.7
17	70	GDL Racing	SMR	Roberto Bosio	ITA	Maurizio Fondi	ITA	Porsche 911 GT3 Cup gen 2	GT Cup	17	11	10	2:40.453	17.424	7.400	157.1

**\* PENALTIES**

- CAR 77 TIME 11:12:41.082 DELETED TRACK LIMITS AT T 17
- CAR 166 TIME 4:18.581 DELETED TRACK LIMITS AT T 17
- CAR 116 TIME 3:06.898 DELETED TRACK LIMITS AT T 4
- CAR 90 TIME 2:22.386 DELETED TRACK LIMITS AT T 19 + NEXT LAP
- CAR 44 TIME 2:27.123 DELETED TRACK LIMITS AT T 4
- CAR 52 TIME 2:31.109 DELETED TRACK LIMITS AT T 4
- CAR 77 TIME 2:31.830 DELETED TRACK LIMITS AT T 17
- CAR 166 TIME 2:39.026 DELETED TRACK LIMITS AT T 17
- CAR 52 TIME 2:40.006 DELETED TRACK LIMITS AT T 17
- CAR 57 TIME 2:38.837 DELETED TRACK LIMITS AT T 17
- CAR 116 TIME 2:25.732 DELETED TRACK LIMITS AT T 4
- CAR 77 TIME 2:29.396 DELETED TRACK LIMITS AT T 17
- CAR 166 TIME 2:35.621 DELETED TRACK LIMITS AT T 17
- CAR 77 TIME 2:29.179 DELETED TRACK LIMITS AT T 17

Published at:.....

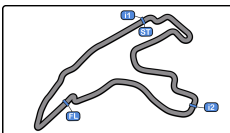
Track Temp: 30.5 °C Air Temp: 14.4 °C Humidity: 67 % Track Status: DRY

Race Director:

Timekeeper: Luis Angel García Nuñez

JOB-1605-ESP/M





Spa Francorchamps

GT Cup Europe

Free Practice - 1

Provisional Results by Class

Spa Francorchamps 7.004 m.



CAR 119 TIME 2:23.997 DELETED TRACK LIMITS AT T 17

CAR 67 TIME 2:26.115 DELETED TRACK LIMITS AT T 17

CAR 52 TIME 5:38.404 DELETED TRACK LIMITS AT T 17

CAR 57 TIME 2:28.111 DELETED TRACK LIMITS AT T 17

CAR 116 TIME 2:26.306 DELETED TRACK LIMITS AT T 4

CAR 90 TIME 2:26.775 DELETED TRACK LIMITS AT T 4

CAR 70 TIME 2:42.525 DELETED TRACK LIMITS AT T 17

CAR 67 TIME 3:45.889 DELETED TRACK LIMITS AT T 17

CAR 111 TIME 2:38.471 DELETED TRACK LIMITS AT T 17

CAR 70 TIME 2:59.363 DELETED TRACK LIMITS AT T 4

CAR 77 TIME 2:27.750 DELETED TRACK LIMITS AT T 17

CAR 90 TIME 2:22.681 DELETED TRACK LIMITS AT T17

CAR 166 TIME 2:43.302 DELETED TRACK LIMITS AT T 17

CAR 57 TIME 2:27.709 DELETED TRACK LIMITS AT T 17

CAR 67 TIME 2:26.558 DELETED TRACK LIMITS AT T 17

CAR 111 TIME 2:33.572 DELETED TRACK LIMITS AT T 4

CAR 67 TIME 2:26.376 DELETED TRACK LIMITS AT T 4

CAR 90 TIME 3:40.347 DELETED TRACK LIMITS AT T 19

CAR 77 TIME 2:45.029 DELETED TRACK LIMITS AT T 17

CAR 52 TIME 2:29.791 DELETED TRACK LIMITS AT T 17

CAR 116 TIME 2:30.690 DELETED TRACK LIMITS AT T 17

CAR 90 TIME 2:27.329 DELETED TRACK LIMITS AT T 19

CAR 166 TIME 2:33.662 DELETED TRACK LIMITS AT T 19

CAR 81 TIME 2:24.705 DELETED TRACK LIMITS AT T 17

CAR 73 TIME 2:29.452 DELETED TRACK LIMITS AT T 17

CAR 90 TIME 2:26.241 DELETED TRACK LIMITS AT T 19

CAR 166 TIME 2:33.013 DELETED TRACK LIMITS AT T 19

CAR 116 TIME 2:26.856 DELETED TRACK LIMITS AT T 17

CAR 68 TIME 2:32.338 DELETED TRACK LIMITS AT T 17

CAR 90 TIME 2:23.386 DELETED TRACK LIMITS AT T 19

CAR 90 TIME 2:23.386 DELETED TRACK LIMITS AT T 19

Published at:.....

Track Temp: 30.5 °C Air Temp: 14.4 °C Humidity: 67 % Track Status: DRY

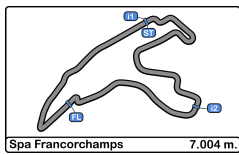
Race Director:

Timekeeper:

Luis Angel García Nuñez

JOB-1605-ESP/M





Spa Francorchamps  
GT Cup Europe  
Free Practice - 1  
Lap Analysis



**21** Camil Perian Porsche 911 GT3 Cup gen 2 **57** Fidel Castillo Porsche 992 GT3 Cup  
AM Florin Tincescu Camil Perian / R01 Racing by Varu PROAM Nicolas Vandierendonck Q1-trackracing

Lap	D	Time	Sector 1	Sector 2	Sector 3	T. Spd	Elapsed	Lap	D	Time	Sector 1	Sector 2	Sector 3	T. Spd	Elapsed
1		11:13:49.696	11:11:27.673	1:32.200	49.823	160.0	11:13:49.696	1		11:13:21.682	11:11:07.337	1:27.048	47.297	159.7	11:13:21.682
2		3:04.226 P	53.764	1:15.818	54.644	186.5	11:16:53.922	2		2:54.854	52.237	1:20.181	42.436	176.4	11:16:16.536
3		3:28.779	1:38.945	1:10.956	38.878	222.6	11:20:22.701	3		<del>2:38.837</del>	48.770	1:11.273	38.794	218.1	11:18:55.373
4		2:32.198	41.303	1:09.710	41.185	257.7	11:22:54.899	4		2:29.629	41.513	1:09.674	38.442	256.5	11:21:25.002
5		2:30.401	41.286	1:10.247	38.868	255.3	11:25:25.300	5		2:28.653	41.554	1:08.590	38.509	256.5	11:23:53.655
6		2:32.307	41.022	<b>1:09.014</b>	42.271	262.7	11:27:57.607	6		<del>2:28.144</del>	41.384	<b>1:08.405</b>	38.322	259.6	11:26:21.766
7		<b>2:28.537</b>	40.884	1:09.352	<b>38.301</b>	262.7	11:30:26.144	7		<del>2:27.709</del>	<b>41.078</b>	1:08.554	38.077	258.9	11:28:49.475
8		2:28.585	<b>40.702</b>	1:09.494	38.389	260.8	11:32:54.729	8		<b>2:27.331</b>	41.123	1:08.405	<b>37.803</b>	257.7	11:31:16.806
9		2:41.202 P	41.152	1:11.465	48.585	258.3	11:35:35.931	9		2:42.043 P	41.684	1:10.966	49.393	255.9	11:33:58.849
10		4:11.387	2:17.726	1:12.518	41.143	230.2	11:39:47.318	10		7:05.289	5:05.225	1:18.342	41.722	213.0	11:41:04.138
11		2:32.941	42.404	1:11.373	39.164	256.5	11:42:20.259	11		2:29.003	41.217	1:08.986	38.800	258.3	11:43:33.141
12		3:20.190 P	41.330	1:27.653	1:11.207	260.8	11:45:40.449	12		3:59.982 P	53.469	1:39.044	1:27.469	181.5	11:47:33.123

**44** Eugenio Pisani Porsche 911 GT3 Cup gen 2 **67** Gianluca De Lorenzi Porsche 992 GT3 Cup  
PROAM Stefano Zanini Eugenio Pisani / SP Racing AM Stefano Borghi GDL Racing

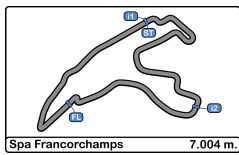
Lap	D	Time	Sector 1	Sector 2	Sector 3	T. Spd	Elapsed	Lap	D	Time	Sector 1	Sector 2	Sector 3	T. Spd	Elapsed
1		11:15:16.322	11:13:15.195	1:16.138	44.989	166.4	11:15:16.322	1		11:20:18.633 P	11:18:14.311	1:14.540	49.782	183.0	11:20:18.633
2		<del>2:27.423</del>	40.518	1:09.061	37.544	269.3	11:17:43.445	2		<del>3:45.889</del>	1:58.623	1:08.509	38.757	236.3	11:24:04.522
3		2:37.056 P	<b>39.837</b>	1:10.159	47.060	262.1	11:20:20.501	3		<del>2:26.145</del>	40.825	1:07.408	37.882	262.1	11:26:30.637
4		<del>5:19.279</del>	3:32.806	1:09.417	<b>37.056</b>	241.6	11:25:39.780	4		<del>2:26.558</del>	40.809	1:07.981	37.768	258.3	11:28:57.195
5		<b>2:25.788</b>	40.743	<b>1:07.375</b>	37.670	259.6	11:28:05.568	5		<del>2:26.376</del>	40.959	1:07.473	37.944	259.6	11:31:23.571
6		2:33.883 P	39.903	1:08.636	45.344	268.6	11:30:39.451	6		2:43.438 P	41.451	1:10.434	51.553	257.1	11:34:07.009
7		5:39.914	3:49.496	1:11.142	39.276	228.8	11:36:19.365	7		4:37.663	2:48.569	1:10.059	39.035	238.4	11:38:44.672
8		2:29.509	41.864	1:09.111	38.534	262.1	11:38:48.874	8		<b>2:26.312</b>	41.448	1:07.129	37.735	257.7	11:41:10.984
9		2:28.698	41.626	1:08.853	38.219	262.7	11:41:17.572	9		2:25.139	<b>40.716</b>	<b>1:06.921</b>	<b>37.502</b>	260.8	11:43:36.123
10		2:47.189 P	41.291	1:10.561	55.337	263.4	11:44:04.761	10		4:02.280 P	52.229	1:38.250	1:31.801	166.4	11:47:38.403

**52** Xander Przybylak Porsche 992 GT3 Cup **68** Samuele Bosio Porsche 992 GT3 Cup  
AM Laurent Vandervelde Q1-trackracing AM Glauco Solieri GDL Racing

Lap	D	Time	Sector 1	Sector 2	Sector 3	T. Spd	Elapsed	Lap	D	Time	Sector 1	Sector 2	Sector 3	T. Spd	Elapsed
1		11:13:28.872	11:11:22.388	1:24.046	42.438	177.0	11:13:28.872	1		11:13:04.322	11:11:01.891	1:21.653	40.778	170.8	11:13:04.322
2		2:37.448	43.706	1:13.906	39.836	247.1	11:16:06.320	2		2:31.178	42.699	1:09.816	38.663	233.7	11:15:35.500
3		<del>2:31.109</del>	41.434	1:10.704	38.971	256.5	11:18:37.429	3		2:28.579	41.629	1:08.431	38.519	257.7	11:18:04.079
4		<del>2:40.006</del> P	41.157	1:11.213	47.636	252.3	11:21:17.435	4		2:27.886	41.207	1:08.525	38.154	242.6	11:20:31.965
5		<del>5:38.404</del>	3:44.673	1:13.344	40.387	172.8	11:26:55.839	5		<b>2:26.590</b>	<b>41.039</b>	<b>1:07.655</b>	<b>37.896</b>	258.3	11:22:58.555
6		2:31.493	42.021	1:10.300	39.172	251.1	11:29:27.332	6		2:41.684 P	41.218	1:11.138	49.328	230.2	11:25:40.239
7		<del>2:29.794</del>	40.950	<b>1:09.379</b>	39.462	260.2	11:31:57.123	7		4:50.981	2:50.455	1:18.632	41.894	203.0	11:30:31.220
8		2:31.658	<b>40.814</b>	1:11.866	38.978	219.9	11:34:28.781	8		2:41.490	43.802	1:16.822	40.866	210.1	11:33:12.710
9		2:50.534	56.935	1:14.191	39.408	186.8	11:37:19.315	9		2:37.241	43.452	1:13.018	40.771	221.3	11:35:49.951
10		2:30.948	42.173	1:10.055	<b>38.720</b>	248.2	11:39:50.263	10		2:33.968	42.489	1:11.802	39.677	225.9	11:38:23.919
11		<b>2:30.557</b>	41.747	1:09.950	38.860	257.1	11:42:20.820	11		<del>2:32.338</del>	43.160	1:10.443	38.735	250.5	11:40:56.257
12		3:22.462 P	41.477	1:28.209	1:12.776	258.9	11:45:43.282	12		2:30.241	41.655	1:10.071	38.515	250.0	11:43:26.498
								13		3:44.579 P	55.185	1:32.139	1:17.255	176.7	11:47:11.077







Spa Francorchamps  
GT Cup Europe  
Free Practice - 1  
Lap Analysis

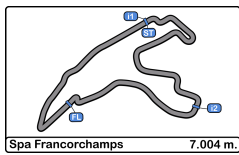


70							80										
AM			Roberto Bosio				Porsche 911 GT3 Cup gen 2				PROAM			Iván Velasco			
Maurizio Fondi			GDL Racing				Jorge Cabezas			Mertel Motorsport							
Lap	D	Time	Sector 1	Sector 2	Sector 3	T. Spd	Elapsed	Lap	D	Time	Sector 1	Sector 2	Sector 3	T. Spd	Elapsed		
1		11:13:18.595	11:11:05.497	1:26.884	46.214	170.0	11:13:18.595	1		11:14:21.636	11:12:09.379	1:23.391	48.866	127.8	11:14:21.636		
2		2:51.457	46.933	1:20.596	43.928	223.1	11:16:10.052	2		3:27.664	1:36.805	1:11.794	39.065	239.4	11:17:49.300		
3		2:46.518	44.473	1:18.126	43.919	234.7	11:18:56.570	3		2:30.434	41.472	1:10.286	38.676	264.0	11:20:19.734		
4		<del>2:42.525</del>	43.787	1:16.943	41.795	233.2	11:21:39.095	4		2:29.988	40.711	1:10.536	38.741	255.9	11:22:49.722		
5		2:44.353	44.500	1:17.733	42.120	231.7	11:24:23.448	5		2:36.356	41.052	1:09.732	45.572	265.3	11:25:26.078		
6		2:42.065	43.693	1:16.716	41.656	243.7	11:27:05.513	6		5:09.835	3:14.370	1:16.268	39.197	203.3	11:30:35.913		
7		<del>2:59.363</del> P	43.502	1:18.181	57.680	234.7	11:30:04.876	7		2:29.650	41.333	1:09.785	38.532	246.0	11:33:05.563		
8		6:33.238	4:25.399	1:22.748	45.091	185.8	11:36:38.114	8		2:29.464	41.864	1:09.535	38.065	254.1	11:35:35.027		
9		2:44.229	44.864	1:16.982	42.383	241.0	11:39:22.343	9		2:28.745	40.998	1:09.655	38.092	259.6	11:38:03.772		
10		2:40.453	43.760	1:15.167	41.526	251.7	11:42:02.796	10		2:26.698	40.774	1:08.390	37.534	259.6	11:40:30.470		
11		3:16.173	42.875	1:24.938	1:08.360	258.3	11:45:18.969	11			43.300				178.2		

73							81										
PROAM			Axel Van Straaten				Porsche 992 GT3 Cup				PROAM			Luca Ludwig			
Remi Van Straaten			Axel Van Straaten / Orhès Racing				Axel Sartenen			Mertel Motorsport							
Lap	D	Time	Sector 1	Sector 2	Sector 3	T. Spd	Elapsed	Lap	D	Time	Sector 1	Sector 2	Sector 3	T. Spd	Elapsed		
1		11:14:04.970	11:11:30.081	1:40.094	54.795	75.2	11:14:04.970	1		11:15:59.885	11:13:55.779	1:22.431	41.675	163.8	11:15:59.885		
2		2:58.930	53.388	1:19.424	46.118	210.1	11:17:03.900	2		2:35.222	43.319	1:12.719	39.184	229.7	11:18:35.107		
3		2:38.921	50.177	1:09.372	39.372	227.3	11:19:42.821	3		2:33.759	42.102	1:12.252	39.405	249.4	11:21:08.866		
4		2:27.006	41.181	1:07.656	38.169	251.7	11:22:09.827	4		2:30.887	41.657	1:10.627	38.603	255.9	11:23:39.753		
5		2:38.515	40.822	1:10.204	47.489	252.3	11:24:48.342	5		2:30.318	41.445	1:10.168	38.705	260.2	11:26:10.071		
6		6:06.392	4:11.225	1:14.575	40.592	181.8	11:30:54.734	6		2:44.612	41.488	1:11.233	51.891	255.3	11:28:54.683		
7		2:29.831	41.730	1:08.888	39.213	224.0	11:33:24.565	7		5:28.629	3:41.200	1:09.434	37.995	242.1	11:34:23.312		
8		2:27.060	40.556	1:07.948	38.556	243.7	11:35:51.625	8		<del>2:24.706</del>	40.798	1:06.912	36.995	260.8	11:36:48.017		
9		<del>2:29.452</del>	40.812	1:07.944	40.696	240.0	11:38:21.077	9		2:26.113	40.008	1:09.138	36.967	266.6	11:39:14.130		
10		2:27.428	40.692	1:07.989	38.747	247.1	11:40:48.505	10		2:23.653	39.943	1:06.832	36.878	266.0	11:41:37.783		
11		2:35.884	40.934	1:09.208	45.742	250.5	11:43:24.389	11		3:00.999	40.109	1:08.032	1:12.858	256.5	11:44:38.782		
12		3:43.538	55.964	1:32.423	1:15.151	168.4	11:47:07.927										

77							90										
AM			Jori Ala-Jyrä				Porsche 992 GT3 Cup				PROAM			Shintaro Akatsu			
Alex Reimann			EST1 Racing				Enrico Fulgenzi			Enrico Fulgenzi Racing							
Lap	D	Time	Sector 1	Sector 2	Sector 3	T. Spd	Elapsed	Lap	D	Time	Sector 1	Sector 2	Sector 3	T. Spd	Elapsed		
1		<del>11:12:41.082</del>	11:10:42.721	1:17.407	40.954	179.1	11:12:41.082	1		11:13:12.773	11:11:12.764	1:18.527	41.482	160.7	11:13:12.773		
2		2:32.833	43.266	1:10.740	38.827	226.8	11:15:13.915	2		2:29.855	41.782	1:09.750	38.323	248.8	11:15:42.628		
3		<del>2:31.830</del>	42.009	1:08.992	40.829	252.9	11:17:45.745	3		<del>2:22.386</del>	40.171	1:05.855	36.360	264.0	11:18:05.014		
4		<del>2:29.396</del>	41.531	1:09.247	38.618	258.9	11:20:15.141	4		2:23.029	40.212	1:06.380	36.437	264.7	11:20:28.043		
5		<del>2:29.179</del>	41.626	1:08.778	38.775	258.9	11:22:44.320	5		<del>2:26.775</del>	39.886	1:08.875	38.014	267.9	11:22:54.818		
6		2:28.637	41.488	1:08.649	38.500	259.6	11:25:12.957	6		2:24.752	40.568	1:06.556	37.628	264.7	11:25:19.570		
7		<del>2:27.750</del>	41.225	1:08.712	37.813	258.9	11:27:40.707	7		<del>2:22.684</del>	39.974	1:06.238	36.469	265.3	11:27:42.251		
8		<del>2:45.029</del> P	45.009	1:09.674	50.346	252.9	11:30:25.736	8		2:40.145	41.674	1:10.270	48.201	226.4	11:30:22.396		
9		5:30.310	3:39.845	1:11.427	39.038	215.1	11:35:56.046	9		<del>3:40.347</del>	1:53.729	1:08.782	37.836	233.2	11:34:02.743		
10		2:32.441	42.555	1:10.930	38.956	246.0	11:38:28.487	10		<del>2:27.329</del>	40.236	1:08.545	38.548	263.4	11:36:30.072		
11		2:31.277	41.550	1:10.946	38.781	253.5	11:40:59.764	11		<del>2:26.244</del>	40.127	1:07.715	38.399	265.3	11:38:56.313		
12		2:30.857	41.786	1:10.678	38.393	255.3	11:43:30.621	12		<del>2:23.386</del>	40.108	1:06.472	36.806	265.3	11:41:19.699		
13		3:57.131	55.097	1:36.236	1:25.798	178.2	11:47:27.752	13		2:42.703	40.054	1:09.268	53.381	267.9	11:44:02.402		





Spa Francorchamps  
GT Cup Europe  
Free Practice - 1  
Lap Analysis



<b>111</b>	Fabio Fabiani	Porsche 911 GT3 Cup gen 2	<b>166</b>	Roberto Fecchio	Porsche 992 GT3 Cup
AM	Stefano Zerbi	Eugenio Pisani / SP Racing	AM	Brian Lavio	GDL Racing

Lap	D	Time	Sector 1	Sector 2	Sector 3	T. Spd	Elapsed	Lap	D	Time	Sector 1	Sector 2	Sector 3	T. Spd	Elapsed
1		11:17:26.119	11:15:27.070	1:17.955	41.094	173.3	11:17:26.119	1		11:13:20.082 P	11:11:04.013	1:21.239	54.830	177.6	11:13:20.082
2		2:34.590	43.113	1:12.191	39.286	258.3	11:20:00.709	2		<del>4:48.584</del>	2:24.313	1:13.548	40.720	212.1	11:17:38.663
3		3:04.000	42.431	1:11.386	1:10.183	259.6	11:23:04.709	3		<del>2:39.026</del>	43.081	1:16.047	39.898	213.0	11:20:17.689
4		<del>2:38.474</del>	44.063	1:14.710	39.698	260.2	11:25:43.180	4		<del>2:35.624</del>	42.082	1:13.429	40.110	244.3	11:22:53.310
5		2:33.053	42.359	1:11.217	39.477	262.7	11:28:16.233	5		2:35.767	42.421	1:13.674	39.672	244.3	11:25:29.077
6		<del>2:33.572</del>	42.626	1:11.541	39.405	261.5	11:30:49.805	6		<del>2:43.302</del> P	42.170	1:11.874	49.258	247.1	11:28:12.379
7		2:33.612	42.620	1:11.235	39.757	260.8	11:33:23.417	7		4:09.286	2:17.242	1:12.617	39.427	238.4	11:32:21.665
8		2:49.188 P	43.858	1:13.045	52.285	232.7	11:36:12.605	8		2:32.529	41.770	1:11.871	38.888	252.9	11:34:54.194
9		5:22.072	3:26.581	1:14.868	40.623	222.2	11:41:34.677	9		<del>2:33.662</del>	42.208	1:12.426	39.028	248.2	11:37:27.856
10		3:08.170 P	42.613	1:13.881	1:11.676	232.7	11:44:42.847	10		<del>2:33.043</del>	41.756	1:12.159	39.098	256.5	11:40:00.869

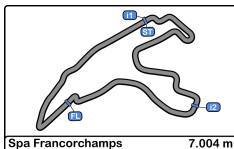
<b>116</b>	Evgenii Leonov	Porsche 992 GT3 Cup	<b>169</b>	Alexandre Bochez	Ferrari 488 Challenge
PROAM	Adam Christodolou	Volcano Motorsport	AM	Mikaël Bochez	Kessel Racing

Lap	D	Time	Sector 1	Sector 2	Sector 3	T. Spd	Elapsed	Lap	D	Time	Sector 1	Sector 2	Sector 3	T. Spd	Elapsed
1		11:14:54.534	11:12:06.661	1:49.793	58.080	110.3	11:14:54.534	1		11:13:38.557	11:11:34.502	1:22.375	41.680	158.3	11:13:38.557
2		<del>3:06.898</del>	1:00.698	1:19.032	47.168	122.4	11:18:01.432	2		2:42.284	46.137	1:15.874	40.273	193.2	11:16:20.841
3		<del>2:26.732</del>	40.860	1:07.773	37.099	262.1	11:20:27.164	3		2:36.746	43.166	1:13.775	39.805	235.2	11:18:57.587
4		<del>2:26.306</del>	39.890	1:07.962	38.454	267.3	11:22:53.470	4		2:45.050	43.153	1:19.040	42.857	230.2	11:21:42.637
5		2:29.695 P	40.085	1:06.328	43.282	266.0	11:25:23.165	5		2:33.047	41.717	1:12.019	39.311	232.7	11:24:15.684
6		5:11.729	3:18.786	1:13.593	39.350	224.5	11:30:34.894	6		2:32.256	41.775	1:11.947	38.534	238.4	11:26:47.940
7		2:30.745	41.244	1:10.255	39.246	234.2	11:33:05.639	7		2:42.265 P	42.332	1:11.120	48.813	235.8	11:29:30.205
8		<del>2:30.690</del>	42.061	1:09.783	38.846	252.3	11:35:36.329	8		5:08.600	3:11.888	1:17.061	39.651	206.8	11:34:38.805
9		2:28.484	40.678	1:09.139	38.667	262.7	11:38:04.813	9		2:39.475	45.423	1:14.950	39.102	209.3	11:37:18.280
10		<del>2:26.856</del>	40.723	1:07.993	38.140	264.0	11:40:31.669	10		2:36.403	43.038	1:14.120	39.245	224.5	11:39:54.683
11		2:26.605	40.502	1:07.922	38.181	258.9	11:42:58.274	11		2:34.160	42.393	1:12.463	39.304	225.9	11:42:28.843
12		4:06.678 P	46.544	2:06.841	1:13.293	139.5	11:47:04.952	12		3:17.043 P	42.264	1:25.752	1:09.027	245.4	11:45:45.886

<b>119</b>	Stefano Bozzoni	Ferrari 488 Challenge Evo
AM	Fernando Navarrete	Mertel Motorsport

Lap	D	Time	Sector 1	Sector 2	Sector 3	T. Spd	Elapsed
1		11:13:24.920	11:11:29.567	1:16.328	39.025	191.8	11:13:24.920
2		2:27.309	41.230	1:08.737	37.342	251.1	11:15:52.229
3		2:24.903	40.444	1:07.282	37.177	264.7	11:18:17.132
4		<del>2:23.997</del>	40.226	1:06.865	36.906	265.3	11:20:41.129
5		2:47.789 P	40.640	1:17.524	49.625	265.3	11:23:28.918
6		5:42.103	3:38.646	1:18.857	44.600	167.7	11:29:11.021
7		2:42.733	45.052	1:15.854	41.827	208.0	11:31:53.754
8		2:38.225	43.631	1:13.786	40.808	217.3	11:34:31.979
9		2:51.068	49.939	1:20.239	40.890	219.5	11:37:23.047
10		2:36.457	43.057	1:13.088	40.312	204.5	11:39:59.504
11		2:39.498	43.026	1:14.687	41.785	216.4	11:42:39.002
12		3:11.540 P	42.822	1:20.347	1:08.371	237.3	11:45:50.542



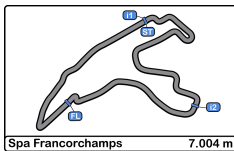


Spa Francorchamps  
GT Cup Europe  
Free Practice - 1  
**Best Sectors Results**



Sector - 1			Sector - 2			Sector - 3			Ideal Lap vs Best Lap		
Clas	Nº Driver	Time	Nº Driver	Time	Nº Driver	Time	Clas	Nº Driver	Ideal Lap	Best Lap	Clas
1	44 Pisani - Zanini	39.837	90 Akatsu - Fulgenzi	1:05.855	90 Akatsu - Fulgenzi	36.360	1	90 Akatsu - Fulgenzi	2:22.101	2:23.029	1
2	90 Akatsu - Fulgenzi	39.886	116 Leonov - Christodolou	1:06.328	81 Ludwig - Satingen	36.878	2	116 Leonov - Christodolou	2:23.317	2:26.605	7
3	116 Leonov - Christodolou	39.890	81 Ludwig - Satingen	1:06.832	119 Bozzoni - Navarrete	36.906	3	81 Ludwig - Satingen	2:23.653	2:23.653	2
4	81 Ludwig - Satingen	39.943	119 Bozzoni - Navarrete	1:06.865	44 Pisani - Zanini	37.056	4	119 Bozzoni - Navarrete	2:23.997	2:24.903	3
5	119 Bozzoni - Navarrete	40.226	67 De Lorenzi - Borghi	1:06.921	116 Leonov - Christodolou	37.099	5	44 Pisani - Zanini	2:24.268	2:25.788	4
6	73 Van Straaten - Van Straaten	40.556	44 Pisani - Zanini	1:07.375	67 De Lorenzi - Borghi	37.502	6	67 De Lorenzi - Borghi	2:25.139	2:26.312	5
7	21 Perian - Tincescu	40.702	68 Bosio - Solieri	1:07.655	80 Velasco - Cabezas	37.534	7	73 Van Straaten - Van Straaten	2:26.381	2:27.006	9
8	80 Velasco - Cabezas	40.711	73 Van Straaten - Van Straaten	1:07.656	57 Castillo - Vandierendonck	37.803	8	68 Bosio - Solieri	2:26.590	2:26.590	6
9	67 De Lorenzi - Borghi	40.716	80 Velasco - Cabezas	1:08.390	77 Ala-Jyrä - Reimann	37.813	9	80 Velasco - Cabezas	2:26.635	2:26.698	8
10	52 Przybylak - Vandervelde	40.814	57 Castillo - Vandierendonck	1:08.405	68 Bosio - Solieri	37.896	10	57 Castillo - Vandierendonck	2:27.286	2:27.331	10
11	68 Bosio - Solieri	41.039	77 Ala-Jyrä - Reimann	1:08.649	73 Van Straaten - Van Straaten	38.169	11	77 Ala-Jyrä - Reimann	2:27.687	2:28.637	12
12	57 Castillo - Vandierendonck	41.078	21 Perian - Tincescu	1:09.014	21 Perian - Tincescu	38.301	12	21 Perian - Tincescu	2:28.017	2:28.537	11
13	77 Ala-Jyrä - Reimann	41.225	52 Przybylak - Vandervelde	1:09.379	169 Bochez - Bochez	38.534	13	52 Przybylak - Vandervelde	2:28.913	2:30.557	13
14	166 Fecchio - Lavio	41.653	169 Bochez - Bochez	1:11.120	52 Przybylak - Vandervelde	38.720	14	169 Bochez - Bochez	2:31.371	2:32.256	14
15	169 Bochez - Bochez	41.717	111 Fabiani - Zerbi	1:11.217	166 Fecchio - Lavio	38.888	15	166 Fecchio - Lavio	2:32.412	2:32.529	15
16	111 Fabiani - Zerbi	42.359	166 Fecchio - Lavio	1:11.871	111 Fabiani - Zerbi	39.286	16	111 Fabiani - Zerbi	2:32.862	2:33.053	16
17	70 Bosio - Fondi	42.875	70 Bosio - Fondi	1:15.167	70 Bosio - Fondi	41.526	17	70 Bosio - Fondi	2:39.568	2:40.453	17



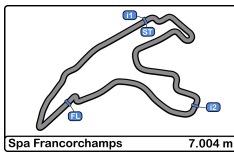


Spa Francorchamps  
GT Cup Europe  
Free Practice - 1  
Best 5 Lap Times



Cl	N° Entrant/Team	Nat	Driver 1	Nat	Driver 2	Nat	Vehicle	Cat	Cl	Best 1		Best 2		Best 3		Best 4		Best 5	
										Time	Lap	Time	Lap	Time	Lap	Time	Lap	Time	Lap
1	90 Enrico Fulgenzi Racing	ITA	Shintaro Akatsu	JPN	Enrico Fulgenzi	ITA	Porsche 992 GT3 Cup	PROAM	1	2:23.029	4	2:24.752	6	2:29.855	2	2:40.145	8		
2	81 Mertel Motorsport	DEU	Luca Ludwig	DEU	Axel Sartenen	DEU	Ferrari 488 Challenge Evo	PROAM	2	2:23.653	10	2:26.113	9	2:30.318	5	2:30.887	4	2:33.759	3
3	119 Mertel Motorsport	DEU	Stefano Bozzoni	ITA	Fernando Navarrete	ESP	Ferrari 488 Challenge Evo	AM	1	2:24.903	3	2:27.309	2	2:36.457	10	2:38.225	8	2:39.498	11
4	44 Eugenio Pisani / SP Racing	ITA	Eugenio Pisani	ITA	Stefano Zanini	ITA	Porsche 911 GT3 Cup gen 2	PROAM	3	2:25.788	5	2:28.698	9	2:29.509	8	2:33.883	6	2:37.056	3
5	67 GDL Racing	SMR	Gianluca De Lorenzi	ITA	Stefano Borghi	ITA	Porsche 992 GT3 Cup	AM	2	2:26.312	8	2:43.438	6	4:37.663	7				
6	68 GDL Racing	SMR	Samuele Bosio	ITA	Glauco Solieri	ITA	Porsche 992 GT3 Cup	AM	3	2:26.590	5	2:27.886	4	2:28.579	3	2:31.178	2	2:33.968	10
7	116 Volcano Motorsport	ESP	Evgenii Leonov	MDA	Adam Christodolou	GBR	Porsche 992 GT3 Cup	PROAM	4	2:26.605	11	2:28.484	9	2:29.695	5	2:30.745	7	5:11.729	6
8	80 Mertel Motorsport	DEU	Iván Velasco	ESP	Jorge Cabezas	ESP	Ferrari 488 Challenge Evo	PROAM	5	2:26.698	10	2:28.745	9	2:29.464	8	2:29.650	7	2:29.988	4
9	73 Axel Van Straaten / Orhès Racing	FRA	Axel Van Straaten	FRA	Remi Van Straaten	FRA	Porsche 992 GT3 Cup	PROAM	6	2:27.006	4	2:27.060	8	2:27.428	10	2:29.831	7	2:38.515	5
10	57 Q1-trackracing	BEL	Fidel Castillo	ESP	Nicolas Vandierendonck	BEL	Porsche 992 GT3 Cup	PROAM	7	2:27.331	8	2:28.653	5	2:29.629	4	2:42.043	9	2:54.854	2
11	21 Camil Perian / R01 Racing by Varu Nicu	ROU	Camil Perian	ROU	Florin Tincescu	ROU	Porsche 911 GT3 Cup gen 2	AM	4	2:28.537	7	2:28.585	8	2:30.401	5	2:32.198	4	2:32.307	6
12	77 EST1 Racing	EST	Jori Ala-Jyrä	EST	Alex Reimann	EST	Porsche 992 GT3 Cup	AM	5	2:28.637	6	2:31.277	11	2:32.441	10	2:32.833	2	5:30.310	9
13	52 Q1-trackracing	BEL	Xander Przybylak	BEL	Laurent Vandervelede	BEL	Porsche 992 GT3 Cup	AM	6	2:30.557	11	2:30.948	10	2:31.493	6	2:31.658	8	2:37.448	2
14	169 Kessel Racing	CHE	Alexandre Bochez	CHE	Mikaël Bochez	CHE	Ferrari 488 Challenge	AM	7	2:32.256	6	2:33.047	5	2:34.160	11	2:36.403	10	2:36.746	3
15	166 GDL Racing	SMR	Roberto Fecchio	ITA	Brian Lavio	CHE	Porsche 992 GT3 Cup	AM	8	2:32.529	8	2:34.816	11	2:35.767	5	4:09.286	7		
16	111 Eugenio Pisani / SP Racing	ITA	Fabio Fabiani	ITA	Stefano Zerbi	ITA	Porsche 911 GT3 Cup gen 2	AM	9	2:33.053	5	2:33.612	7	2:34.590	2	2:49.188	8	3:04.000	3
17	70 GDL Racing	SMR	Roberto Bosio	ITA	Maurizio Fondi	ITA	Porsche 911 GT3 Cup gen 2	AM	10	2:40.453	10	2:42.065	6	2:44.229	9	2:44.353	5	2:46.518	3





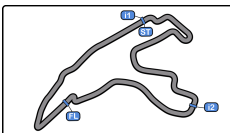
Spa Francorchamps  
GT Cup Europe  
Free Practice - 1  
Best 5 Top Speeds



Top 1    Top 2    Top 3    Top 4    Top 5

Cl	N°	Entrant/Team	Nat	Driver 1	Nat	Driver 2	Nat	Vehicle	Cat	Cl	Km/h	Lap	Km/h	Lap	Km/h	Lap	Km/h	Lap	Km/h	Lap	Avg
1	44	Eugenio Pisani / SP Racing	ITA	Eugenio Pisani	ITA	Stefano Zanini	ITA	Porsche 911 GT3 Cup gen 2	PROAM	1	269.3	2	268.6	6	263.4	10	262.7	9	262.1	3	265.2
2	90	Enrico Fulgenzi Racing	ITA	Shintaro Akatsu	JPN	Enrico Fulgenzi	ITA	Porsche 992 GT3 Cup	PROAM	2	267.9	5	267.9	13	265.3	7	265.3	11	265.3	12	266.4
3	116	Volcano Motorsport	ESP	Evgenii Leonov	RUS	Adam Christodolou	GBR	Porsche 992 GT3 Cup	PROAM	3	267.3	4	266.0	5	264.0	10	262.7	9	262.1	3	264.4
4	81	Mertel Motorsport	DEU	Luca Ludwig	DEU	Axel Sartenen	DEU	Ferrari 488 Challenge Evo	PROAM	4	266.6	9	266.0	10	260.8	8	260.2	5	256.5	11	262.0
5	80	Mertel Motorsport	DEU	Iván Velasco	ESP	Jorge Cabezas	ESP	Ferrari 488 Challenge Evo	PROAM	5	265.3	5	264.0	3	259.6	9	259.6	10	255.9	4	260.9
6	119	Mertel Motorsport	DEU	Stefano Bozzoni	ITA	Fernando Navarrete	ESP	Ferrari 488 Challenge Evo	AM	1	265.3	4	265.3	5	264.7	3	251.1	2	237.3	12	256.7
7	21	Camil Perian / R01 Racing by Varu Nicu	ROU	Camil Perian	ROU	Florin Tincescu	ROU	Porsche 911 GT3 Cup gen 2	AM	2	262.7	6	262.7	7	260.8	8	260.8	12	258.3	9	261.1
8	111	Eugenio Pisani / SP Racing	ITA	Fabio Fabiani	ITA	Stefano Zerbi	ITA	Porsche 911 GT3 Cup gen 2	AM	3	262.7	5	261.5	6	260.8	7	260.2	4	259.6	3	261.0
9	67	GDL Racing	SMR	Gianluca De Lorenzi	ITA	Stefano Borghi	ITA	Porsche 992 GT3 Cup	AM	4	262.1	3	260.8	9	259.6	5	258.3	4	257.7	8	259.7
10	52	Q1-trackracing	BEL	Xander Przybylak	BEL	Laurent Vandervelde	BEL	Porsche 992 GT3 Cup	AM	5	260.2	7	258.9	12	257.1	11	256.5	3	252.3	4	257.0
11	57	Q1-trackracing	BEL	Fidel Castillo	ESP	Nicolas Vandierendonck	BEL	Porsche 992 GT3 Cup	PROAM	6	259.6	6	258.9	7	258.3	11	257.7	8	256.5	4	258.2
12	77	EST1 Racing	EST	Jori Ala-Jyrä	EST	Alex Reimann	EST	Porsche 992 GT3 Cup	AM	6	259.6	6	258.9	4	258.9	5	258.9	7	255.3	12	258.3
13	68	GDL Racing	SMR	Samuele Bosio	ITA	Glauco Solieri	ITA	Porsche 992 GT3 Cup	AM	7	258.3	5	257.7	3	250.5	11	250.0	12	242.6	4	251.8
14	70	GDL Racing	SMR	Roberto Bosio	ITA	Maurizio Fondi	ITA	Porsche 911 GT3 Cup gen 2	AM	8	258.3	11	251.7	10	243.7	6	241.0	9	234.7	3	245.9
15	166	GDL Racing	SMR	Roberto Fecchio	ITA	Brian Lavio	CHE	Porsche 992 GT3 Cup	AM	9	256.5	10	255.9	12	252.9	8	248.2	9	247.1	6	252.1
16	73	Axel Van Straaten / Orhès Racing	FRA	Axel Van Straaten	FRA	Remi Van Straaten	FRA	Porsche 992 GT3 Cup	PROAM	7	252.3	5	251.7	4	250.5	11	247.1	10	243.7	8	249.1
17	169	Kessel Racing	CHE	Alexandre Bochez	CHE	Mikaël Bochez	CHE	Ferrari 488 Challenge	AM	10	245.4	12	238.4	6	235.8	7	235.2	3	232.7	5	237.5





Spa Francorchamps

GT Cup Europe

Free Practice - 1

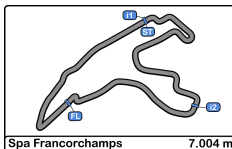
Fastest Laps Sequence

Spa Francorchamps 7.004 m.



Lap	Time of Day	Session Time	N° Entrant/Team	Nat	Driver 1	Nat	Driver 2	Nat	Vehicle	Cat	Time	Km/h
2	11:15:13.915	5:13.915	77 EST1 Racing		Jori Ala-Jyrä		Alex Reimann		Porsche 992 GT3 Cup	AM	2:32.833	164.9
2	11:15:35.500	5:35.500	68 GDL Racing		Samuele Bosio		Glauco Solieri		Porsche 992 GT3 Cup	AM	2:31.178	166.7
2	11:15:42.628	5:42.628	90 Enrico Fulgenzi Racing		Shintaro Akatsu		Enrico Fulgenzi		Porsche 992 GT3 Cup	PROAM	2:29.855	168.2
2	11:15:52.229	5:52.229	119 Mertel Motorsport		Stefano Bozzoni		Fernando Navarrete		Ferrari 488 Challenge Evo	AM	2:27.309	171.1
3	11:18:17.132	8:17.132	119 Mertel Motorsport		Stefano Bozzoni		Fernando Navarrete		Ferrari 488 Challenge Evo	AM	2:24.903	174.0
4	11:20:28.043	10:28.043	90 Enrico Fulgenzi Racing		Shintaro Akatsu		Enrico Fulgenzi		Porsche 992 GT3 Cup	PROAM	2:23.029	176.2





Spa Francorchamps

GT Cup Europe

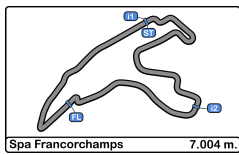
Free Practice - 1

Event Best Maximum Speed



N°	Entrant/Team	Nat	Driver 1	Nat	Driver 2	Nat	Vehicle	Cat	Km/h	Session
44	Eugenio Pisani / SP Racing	ITA	Eugenio Pisani	ITA	Stefano Zanini	ITA	Porsche 911 GT3 Cup gen 2	PROAM	269.3	Free Practice - 1
90	Enrico Fulgenzi Racing	ITA	Shintaro Akatsu	JPN	Enrico Fulgenzi	ITA	Porsche 992 GT3 Cup	PROAM	267.9	Free Practice - 1
116	Volcano Motorsport	ESP	Evgenii Leonov	MDA	Adam Christodolou	GBR	Porsche 992 GT3 Cup	PROAM	267.3	Free Practice - 1
81	Mertel Motorsport	DEU	Luca Ludwig	DEU	Axel Satingen	DEU	Ferrari 488 Challenge Evo	PROAM	266.6	Free Practice - 1
119	Mertel Motorsport	DEU	Stefano Bozzoni	ITA	Fernando Navarrete	ESP	Ferrari 488 Challenge Evo	AM	265.3	Free Practice - 1
80	Mertel Motorsport	DEU	Iván Velasco	ESP	Jorge Cabezas	ESP	Ferrari 488 Challenge Evo	PROAM	265.3	Free Practice - 1
21	Camil Perian / R01 Racing by Varu Nicu	ROU	Camil Perian	ROU	Florin Tincescu	ROU	Porsche 911 GT3 Cup gen 2	AM	262.7	Free Practice - 1
111	Eugenio Pisani / SP Racing	ITA	Fabio Fabiani	ITA	Stefano Zerbi	ITA	Porsche 911 GT3 Cup gen 2	AM	262.7	Free Practice - 1
67	GDL Racing	SMR	Gianluca De Lorenzi	ITA	Stefano Borghi	ITA	Porsche 992 GT3 Cup	AM	262.1	Free Practice - 1
52	Q1-trackracing	BEL	Xander Przybylak	BEL	Laurent Vandervelde	BEL	Porsche 992 GT3 Cup	AM	260.2	Free Practice - 1
77	EST1 Racing	EST	Jori Ala-Jyrä	EST	Alex Reimann	EST	Porsche 992 GT3 Cup	AM	259.6	Free Practice - 1
57	Q1-trackracing	BEL	Fidel Castillo	ESP	Nicolas Vandierendonck	BEL	Porsche 992 GT3 Cup	PROAM	259.6	Free Practice - 1
68	GDL Racing	SMR	Samuele Bosio	ITA	Glauco Solieri	ITA	Porsche 992 GT3 Cup	AM	258.3	Free Practice - 1
70	GDL Racing	SMR	Roberto Bosio	ITA	Maurizio Fondi	ITA	Porsche 911 GT3 Cup gen 2	AM	258.3	Free Practice - 1
166	GDL Racing	SMR	Roberto Fecchio	ITA	Brian Lavio	CHE	Porsche 992 GT3 Cup	AM	256.5	Free Practice - 1
73	Axel Van Straaten / Orhès Racing	FRA	Axel Van Straaten	FRA	Remi Van Straaten	FRA	Porsche 992 GT3 Cup	PROAM	252.3	Free Practice - 1
169	Kessel Racing	CHE	Alexandre Bochez	CHE	Mikaël Bochez	CHE	Ferrari 488 Challenge	AM	245.4	Free Practice - 1





**Spa Francorchamps**  
**GT Cup Europe**  
**Free Practice - 1**  
**Pit Stop Analysis**



**21** Camil Perian Porsche 911 GT3 Cup gen 2

AM Florin Tincescu Camil Perian / R01 Racing by Varu Nicu

N°	In Day Time	In Time	Out Time	Pit Time	T. Pit Time	Handicap	Diff.
1	11:16:48.250	11:16:48.250	11:18:00.172	1:11.922	1:11.922		
2	11:35:30.414	11:35:30.414	11:37:23.479	1:53.065	3:04.987		

**44** Eugenio Pisani Porsche 911 GT3 Cup gen 2

PROAM Stefano Zanini Eugenio Pisani / SP Racing

N°	In Day Time	In Time	Out Time	Pit Time	T. Pit Time	Handicap	Diff.
1	11:20:15.120	11:20:15.120	11:23:25.518	3:10.398	3:10.398		
2	11:30:34.138	11:30:34.138	11:33:50.029	3:15.891	6:26.289		

**52** Xander Przybylak Porsche 992 GT3 Cup

AM Laurent Vandervelde Q1-trackracing

N°	In Day Time	In Time	Out Time	Pit Time	T. Pit Time	Handicap	Diff.
1	11:21:12.075	11:21:12.075	11:24:29.531	3:17.456	3:17.456		

**57** Fidel Castillo Porsche 992 GT3 Cup

PROAM Nicolas Vandierendonck Q1-trackracing

N°	In Day Time	In Time	Out Time	Pit Time	T. Pit Time	Handicap	Diff.
1	11:33:53.418	11:33:53.418	11:38:30.620	4:37.202	4:37.202		

**67** Gianluca De Lorenzi Porsche 992 GT3 Cup

AM Stefano Borghi GDL Racing

N°	In Day Time	In Time	Out Time	Pit Time	T. Pit Time	Handicap	Diff.
1	11:20:13.240	11:20:13.240	11:21:49.206	1:35.966	1:35.966		
2	11:34:00.830	11:34:00.830	11:36:25.935	2:25.105	4:01.071		

**68** Samuele Bosio Porsche 992 GT3 Cup

AM Glauco Solieri GDL Racing

N°	In Day Time	In Time	Out Time	Pit Time	T. Pit Time	Handicap	Diff.
1	11:25:34.456	11:25:34.456	11:27:56.531	2:22.075	2:22.075		

**70** Roberto Bosio Porsche 911 GT3 Cup gen 2

AM Maurizio Fondi GDL Racing

N°	In Day Time	In Time	Out Time	Pit Time	T. Pit Time	Handicap	Diff.
1	11:29:59.797	11:29:59.797	11:33:48.551	3:48.754	3:48.754		

**73** Axel Van Straaten Porsche 992 GT3 Cup

PROAM Remi Van Straaten Axel Van Straaten / Orhès Racing

N°	In Day Time	In Time	Out Time	Pit Time	T. Pit Time	Handicap	Diff.
1	11:24:42.853	11:24:42.853	11:28:29.799	3:46.946	3:46.946		

**77** Jori Ala-Jyrä Porsche 992 GT3 Cup

AM Alex Reimann EST1 Racing

N°	In Day Time	In Time	Out Time	Pit Time	T. Pit Time	Handicap	Diff.
1	11:30:20.156	11:30:20.156	11:33:36.677	3:16.521	3:16.521		

**80** Iván Velasco Ferrari 488 Challenge Evo

PROAM Jorge Cabezas Mertel Motorsport

N°	In Day Time	In Time	Out Time	Pit Time	T. Pit Time	Handicap	Diff.
1	11:14:16.080	11:14:16.080	11:15:31.754	1:15.674	1:15.674		
2	11:25:20.372	11:25:20.372	11:28:08.696	2:48.324	4:03.998		

**81** Luca Ludwig Ferrari 488 Challenge Evo

PROAM Axel Sartingen Mertel Motorsport

N°	In Day Time	In Time	Out Time	Pit Time	T. Pit Time	Handicap	Diff.
1	11:28:48.125	11:28:48.125	11:32:09.777	3:21.652	3:21.652		

**90** Shintaro Akatsu Porsche 992 GT3 Cup

PROAM Enrico Fulgenzi Enrico Fulgenzi Racing

N°	In Day Time	In Time	Out Time	Pit Time	T. Pit Time	Handicap	Diff.
1	11:30:16.733	11:30:16.733	11:31:47.369	1:30.636	1:30.636		

**111** Fabio Fabiani Porsche 911 GT3 Cup gen 2

AM Stefano Zerbi Eugenio Pisani / SP Racing

N°	In Day Time	In Time	Out Time	Pit Time	T. Pit Time	Handicap	Diff.
1	11:36:06.160	11:36:06.160	11:38:58.931	2:52.771	2:52.771		

**116** Evgenii Leonov Porsche 992 GT3 Cup

PROAM Adam Christodolou Volcano Motorsport

N°	In Day Time	In Time	Out Time	Pit Time	T. Pit Time	Handicap	Diff.
1	11:25:17.842	11:25:17.842	11:28:11.882	2:54.040	2:54.040		

**119** Stefano Bozzoni Ferrari 488 Challenge Evo

AM Fernando Navarrete Mertel Motorsport

N°	In Day Time	In Time	Out Time	Pit Time	T. Pit Time	Handicap	Diff.
1	11:23:23.646	11:23:23.646	11:26:33.855	3:10.209	3:10.209		

**166** Roberto Fecchio Porsche 992 GT3 Cup

AM Brian Lavio GDL Racing

N°	In Day Time	In Time	Out Time	Pit Time	T. Pit Time	Handicap	Diff.
1	11:13:12.578	11:13:12.578	11:15:09.999	1:57.421	1:57.421		
2	11:28:06.929	11:28:06.929	11:29:58.571	1:51.642	3:49.063		

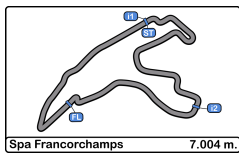
**169** Alexandre Bochez Ferrari 488 Challenge

AM Mikaël Bochez Kessel Racing

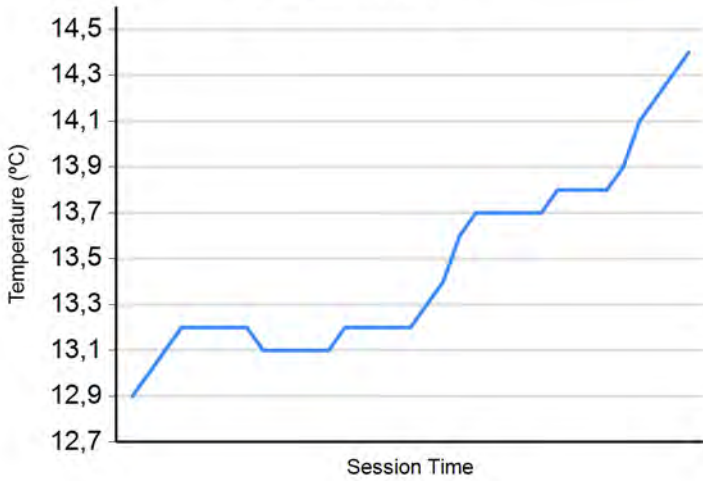
N°	In Day Time	In Time	Out Time	Pit Time	T. Pit Time	Handicap	Diff.
1	11:29:24.913	11:29:24.913	11:32:11.581	2:46.668	2:46.668		



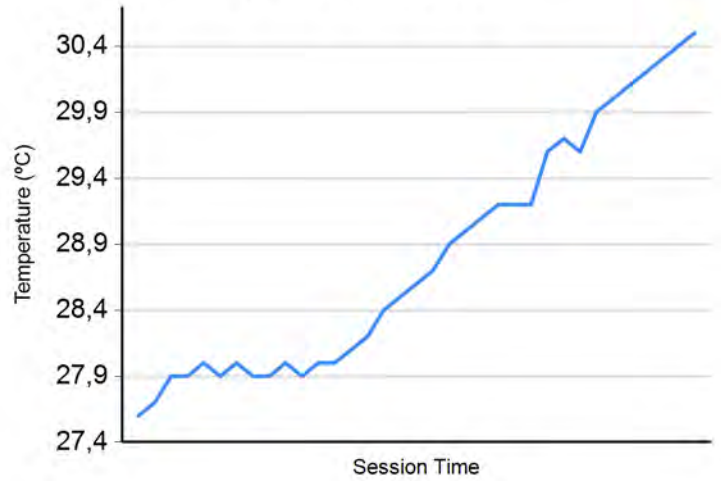




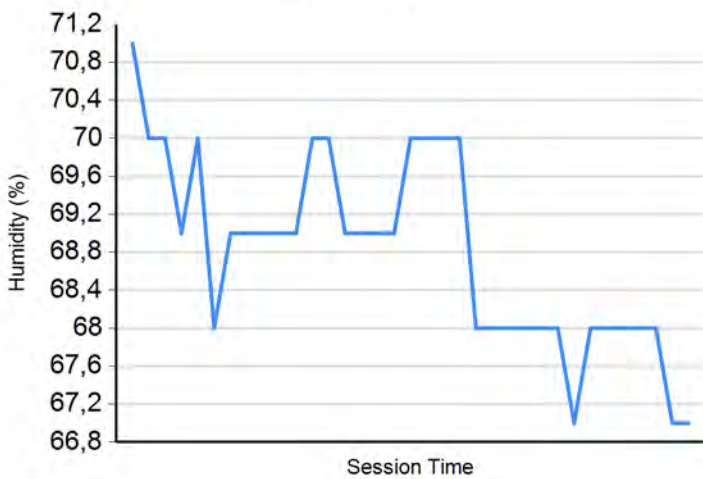
**Air Temperature**



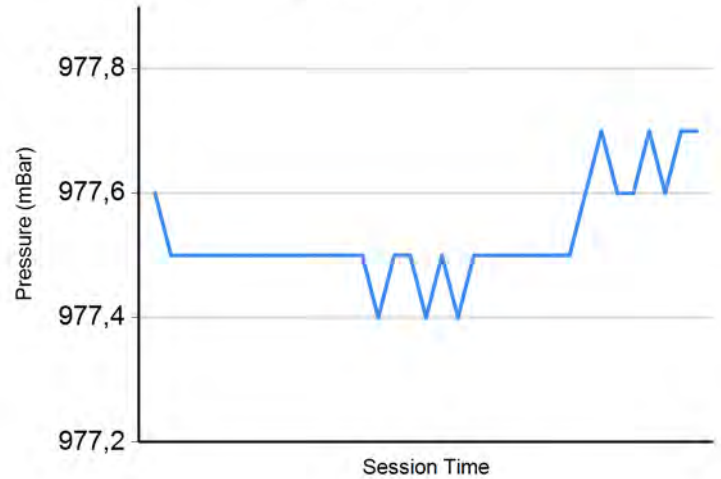
**Track Temperature**



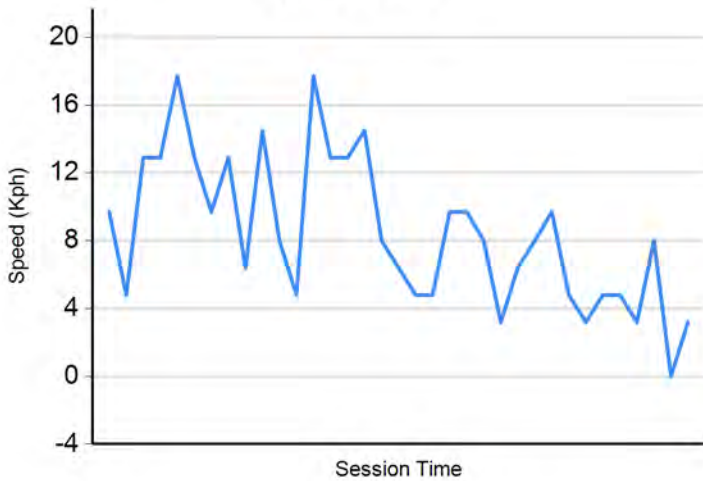
**Humidity**



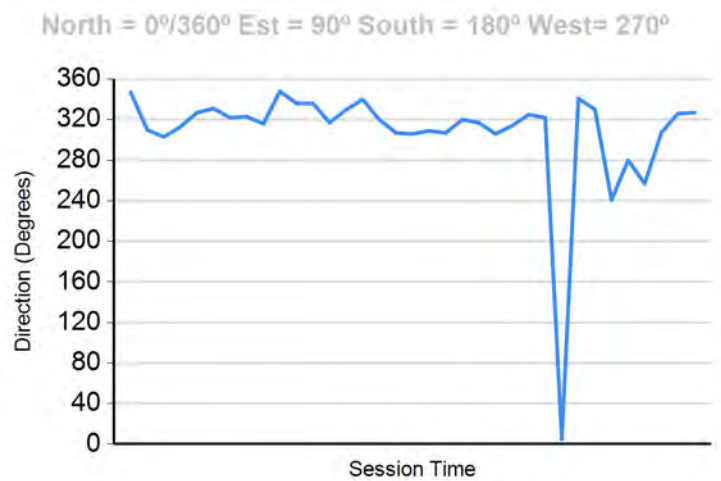
**Pressure**

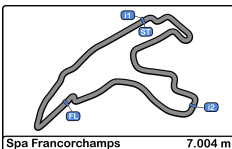


**Wind Speed**



**Wind direction**





**Spa Francorchamps**  
**GT Cup Europe**  
**Free Practice - 2**  
**Provisional Results**



Cls	Nº	Entrant/Team	Nat	Driver 1	Nat	Driver 2	Nat	Vehicle	Cat	Cls	Laps	Best	Time	Gap	Interval	Km/h
1	44	Eugenio Pisani / SP Racing	ITA	Eugenio Pisani	ITA	Stefano Zanini	MCO	Porsche 911 GT3 Cup gen 2	PROAM	1	15	9	2:26.534			172.0
2	80	Mertel Motorsport	DEU	Iván Velasco	ESP	Jorge Cabezas	ESP	Ferrari 488 Challenge Evo	PROAM	2	14	8	2:27.656	1.122	1.122	170.7
3	73	Axel Van Straaten / Orhès Racing	FRA	Axel Van Straaten	FRA	Remi Van Straaten	FRA	Porsche 992 GT3 Cup	PROAM	3	15	10	2:27.833	1.299	0.177	170.5
4	57	Q1-trackracing	BEL	Fidel Castillo	ESP	Nicolas Vandierendonck	BEL	Porsche 992 GT3 Cup	PROAM	4	16	14	2:28.024	1.490	0.191	170.3
5	77	EST1 Racing	EST	Jori Ala-Jyrä	EST	Alex Reimann	EST	Porsche 992 GT3 Cup	AM	1	17	9	2:28.112	1.578	0.088	170.2
6	116	Volcano Motorsport	ESP	Evgenii Leonov	IND	Adam Christodolou	GBR	Porsche 992 GT3 Cup	PROAM	5	15	10	2:28.140	1.606	0.028	170.2
7	52	Q1-trackracing	BEL	Xander Przybylak	BEL	Laurent Vandervelde	BEL	Porsche 992 GT3 Cup	AM	2	17	2	2:28.182	1.648	0.042	170.1
8	67	GDL Racing	SMR	Gianluca De Lorenzi	ITA	Stefano Borghi	ITA	Porsche 992 GT3 Cup	AM	3	12	3	2:28.244	1.710	0.062	170.0
9	21	Camil Perian / R01 Racing by Varu Nicu	ROU	Camil Perian	ROU	Florin Tinescu	ROU	Porsche 911 GT3 Cup gen 2	AM	4	18	15	2:28.526	1.992	0.282	169.7
10	68	GDL Racing	SMR	Samuele Bosio	ITA	Glauco Solieri	ITA	Porsche 992 GT3 Cup	AM	5	15	11	2:28.811	2.277	0.285	169.4
11	169	Kessel Racing	CHE	Alexandre Bochez	CHE	Mikaël Bochez	CHE	Ferrari 488 Challenge	AM	6	14	12	2:29.117	2.583	0.306	169.0
12	166	GDL Racing	SMR	Roberto Fecchio	ITA	Brian Lavio	CHE	Porsche 992 GT3 Cup	AM	7	17	11	2:32.629	6.095	3.512	165.2
13	111	Eugenio Pisani / SP Racing	ITA	Fabio Fabiani	ITA	Stefano Zerbi	ITA	Porsche 911 GT3 Cup gen 2	AM	8	15	12	2:33.171	6.637	0.542	164.6
14	81	Mertel Motorsport	DEU	Luca Ludwig	DEU	Axel Sarten	DEU	Ferrari 488 Challenge Evo	PROAM	6	7	5	2:33.412	6.878	0.241	164.3
15	90	Enrico Fulgenzi Racing	ITA	Shintaro Akatsu	JPN	Enrico Fulgenzi	ITA	Porsche 992 GT3 Cup	PROAM	7	14	6	2:34.584	8.050	1.172	163.1
16	119	Mertel Motorsport	DEU	Stefano Bozzoni	ITA	Fernando Navarrete	ESP	Ferrari 488 Challenge Evo	AM	9	9	5	2:38.813	12.279	4.229	158.7
17	70	GDL Racing	SMR	Roberto Bosio	ITA	Maurizio Fondi	ITA	Porsche 911 GT3 Cup gen 2	AM	10	14	13	2:39.555	13.021	0.742	158.0

Published at:.....

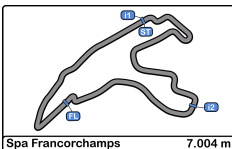
Track Temp: 39.1 °C Air Temp: 17.9 °C Humidity: 49 % Track Status: DRY

Race Director:

Timekeeper: Luis Angel García Nuñez

*[Signature]*  
JOB-1605-ESP/M





Spa Francorchamps  
GT Cup Europe  
Free Practice - 2  
Provisional Results by Category



PROAM																
Cls	N°	Entrant/Team	Nat	Driver 1	Nat	Driver 2	Nat	Vehicle	Cat	Cls	Laps	Best	Time	Gap	Interval	Km/h
1	44	Eugenio Pisani / SP Racing	ITA	Eugenio Pisani	ITA	Stefano Zanini	ITA	Porsche 911 GT3 Cup gen 2	PROAM	1	15	9	2:26.534			172.0
2	80	Mertel Motorsport	DEU	Iván Velasco	ESP	Jorge Cabezas	ESP	Ferrari 488 Challenge Evo	PROAM	2	14	8	2:27.656	1.122	1.122	170.7
3	73	Axel Van Straaten / Orhès Racing	FRA	Axel Van Straaten	FRA	Remi Van Straaten	FRA	Porsche 992 GT3 Cup	PROAM	3	15	10	2:27.833	1.299	0.177	170.5
4	57	Q1-trackracing	BEL	Fidel Castillo	ESP	Nicolas Vandierendonck	BEL	Porsche 992 GT3 Cup	PROAM	4	16	14	2:28.024	1.490	0.191	170.3
5	116	Volcano Motorsport	ESP	Evgenii Leonov	IND	Adam Christodolou	GBR	Porsche 992 GT3 Cup	PROAM	5	15	10	2:28.140	1.606	0.116	170.2
6	81	Mertel Motorsport	DEU	Luca Ludwig	DEU	Axel Saringen	DEU	Ferrari 488 Challenge Evo	PROAM	6	7	5	2:33.412	6.878	5.272	164.3
7	90	Enrico Fulgenzi Racing	ITA	Shintaro Akatsu	JPN	Enrico Fulgenzi	ITA	Porsche 992 GT3 Cup	PROAM	7	14	6	2:34.584	8.050	1.172	163.1

AM																
Cls	N°	Entrant/Team	Nat	Driver 1	Nat	Driver 2	Nat	Vehicle	Cat	Cls	Laps	Best	Time	Gap	Interval	Km/h
1	77	EST1 Racing	EST	Jori Ala-Jyrä	EST	Alex Reimann	EST	Porsche 992 GT3 Cup	AM	1	17	9	2:28.112			170.2
2	52	Q1-trackracing	BEL	Xander Przybylak	BEL	Laurent Vandervelde	BEL	Porsche 992 GT3 Cup	AM	2	17	2	2:28.182	0.070	0.070	170.1
3	67	GDL Racing	SMR	Gianluca De Lorenzi	ITA	Stefano Borghi	ITA	Porsche 992 GT3 Cup	AM	3	12	3	2:28.244	0.132	0.062	170.0
4	21	Camil Perian / R01 Racing by Varu Nicu	ROU	Camil Perian	ROU	Florin Tincescu	ROU	Porsche 911 GT3 Cup gen 2	AM	4	18	15	2:28.526	0.414	0.282	169.7
5	68	GDL Racing	SMR	Samuele Bosio	ITA	Glauco Solieri	ITA	Porsche 992 GT3 Cup	AM	5	15	11	2:28.811	0.699	0.285	169.4
6	169	Kessel Racing	CHE	Alexandre Bochez	CHE	Mikaël Bochez	CHE	Ferrari 488 Challenge	AM	6	14	12	2:29.117	1.005	0.306	169.0
7	166	GDL Racing	SMR	Roberto Fecchio	ITA	Brian Lavio	CHE	Porsche 992 GT3 Cup	AM	7	17	11	2:32.629	4.517	3.512	165.2
8	111	Eugenio Pisani / SP Racing	ITA	Fabio Fabiani	ITA	Stefano Zerbi	ITA	Porsche 911 GT3 Cup gen 2	AM	8	15	12	2:33.171	5.059	0.542	164.6
9	119	Mertel Motorsport	DEU	Stefano Bozzoni	ITA	Fernando Navarrete	ESP	Ferrari 488 Challenge Evo	AM	9	9	5	2:38.813	10.701	5.642	158.7
10	70	GDL Racing	SMR	Roberto Bosio	ITA	Maurizio Fondi	ITA	Porsche 911 GT3 Cup gen 2	AM	10	14	13	2:39.555	11.443	0.742	158.0

Published at:.....

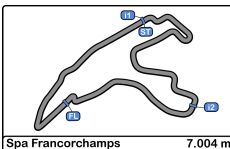
Track Temp: 39.1 °C Air Temp: 17.9 °C Humidity: 49 % Track Status: DRY

Race Director:

Timekeeper: Luis Angel García Nuñez

JOB-1605-ESP/M





Spa Francorchamps  
GT Cup Europe  
Free Practice - 2  
Provisional Results by Class



GT Open Cup Europe																
Cls	N°	Entrant/Team	Nat	Driver 1	Nat	Driver 2	Nat	Vehicle	Cat	Cls	Laps	Best	Time	Gap	Interval	Km/h
1	44	Eugenio Pisani / SP Racing	ITA	Eugenio Pisani	ITA	Stefano Zanini	ITA	Porsche 911 GT3 Cup gen 2	GT Cup	1	15	9	2:26.534			172.0
2	80	Mertel Motorsport	DEU	Iván Velasco	ESP	Jorge Cabezas	ESP	Ferrari 488 Challenge Evo	GT Cup	2	14	8	2:27.656	1.122	1.122	170.7
3	73	Axel Van Straaten / Orhès Racing	FRA	Axel Van Straaten	FRA	Remi Van Straaten	FRA	Porsche 992 GT3 Cup	GT Cup	3	15	10	2:27.833	1.299	0.177	170.5
4	57	Q1-trackracing	BEL	Fidel Castillo	ESP	Nicolas Vandierendonck	BEL	Porsche 992 GT3 Cup	GT Cup	4	16	14	2:28.024	1.490	0.191	170.3
5	77	EST1 Racing	EST	Jori Ala-Jyrä	EST	Alex Reimann	EST	Porsche 992 GT3 Cup	GT Cup	5	17	9	2:28.112	1.578	0.088	170.2
6	116	Volcano Motorsport	ESP	Evgenii Leonov	IND	Adam Christodolou	GBR	Porsche 992 GT3 Cup	GT Cup	6	15	10	2:28.140	1.606	0.028	170.2
7	52	Q1-trackracing	BEL	Xander Przybylak	BEL	Laurent Vandervelde	BEL	Porsche 992 GT3 Cup	GT Cup	7	17	2	2:28.182	1.648	0.042	170.1
8	67	GDL Racing	SMR	Gianluca De Lorenzi	ITA	Stefano Borghi	ITA	Porsche 992 GT3 Cup	GT Cup	8	12	3	2:28.244	1.710	0.062	170.0
9	21	Camil Perian / R01 Racing by Varu Nicu	ROU	Camil Perian	ROU	Florin Tinescu	ROU	Porsche 911 GT3 Cup gen 2	GT Cup	9	18	15	2:28.526	1.992	0.282	169.7
10	68	GDL Racing	SMR	Samuele Bosio	ITA	Glauco Solieri	ITA	Porsche 992 GT3 Cup	GT Cup	10	15	11	2:28.811	2.277	0.285	169.4
11	169	Kessel Racing	CHE	Alexandre Bochez	CHE	Mikaël Bochez	CHE	Ferrari 488 Challenge	GT Cup	11	14	12	2:29.117	2.583	0.306	169.0
12	166	GDL Racing	SMR	Roberto Fecchio	ITA	Brian Lavio	CHE	Porsche 992 GT3 Cup	GT Cup	12	17	11	2:32.629	6.095	3.512	165.2
13	111	Eugenio Pisani / SP Racing	ITA	Fabio Fabiani	ITA	Stefano Zerbi	ITA	Porsche 911 GT3 Cup gen 2	GT Cup	13	15	12	2:33.171	6.637	0.542	164.6
14	81	Mertel Motorsport	DEU	Luca Ludwig	DEU	Axel Sarten	DEU	Ferrari 488 Challenge Evo	GT Cup	14	7	5	2:33.412	6.878	0.241	164.3
15	90	Enrico Fulgenzi Racing	ITA	Shintaro Akatsu	JPN	Enrico Fulgenzi	ITA	Porsche 992 GT3 Cup	GT Cup	15	14	6	2:34.584	8.050	1.172	163.1
16	119	Mertel Motorsport	DEU	Stefano Bozzoni	ITA	Fernando Navarrete	ESP	Ferrari 488 Challenge Evo	GT Cup	16	9	5	2:38.813	12.279	4.229	158.7
17	70	GDL Racing	SMR	Roberto Bosio	ITA	Maurizio Fondi	ITA	Porsche 911 GT3 Cup gen 2	GT Cup	17	14	13	2:39.555	13.021	0.742	158.0

Published at:.....

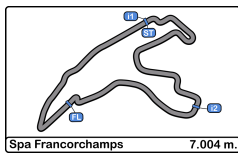
Track Temp: 39.1 °C Air Temp: 17.9 °C Humidity: 49 % Track Status: DRY

Race Director:

Timekeeper: Luis Angel García Nuñez

JOB-1605-ESP/M





Spa Francorchamps  
GT Cup Europe  
Free Practice - 2  
Lap Analysis



**21** Camil Perian Porsche 911 GT3 Cup gen 2 **52** Xander Przybylak Porsche 992 GT3 Cup  
AM Florin Tincescu Camil Perian / R01 Racing by Varu AM Laurent Vandervelde Q1-trackracing

Lap	D	Time	Sector 1	Sector 2	Sector 3	T. Spd	Elapsed	Lap	D	Time	Sector 1	Sector 2	Sector 3	T. Spd	Elapsed
1		16:07:43.754	16:05:49.283	1:12.933	41.538	218.1	16:07:43.754	1		16:08:36.264	16:06:45.532	1:10.909	39.823	228.8	16:08:36.264
2		2:36.085	42.020	1:12.539	41.526	257.1	16:10:19.839	2		<b>2:28.182</b>	40.897	1:09.168	<b>38.117</b>	254.7	16:11:04.446
3		<del>4:05.008</del>	41.395	1:56.287	1:27.326	262.1	16:14:24.847	3		<del>4:45.820</del>	1:06.934	2:09.350	1:29.536	78.4	16:15:50.266
4		3:40.932	1:40.891	1:19.843	40.198	79.5	16:18:05.779	4		2:50.433	1:02.055	1:10.056	38.322	232.7	16:18:40.699
5		2:32.853	41.429	1:10.822	40.602	260.2	16:20:38.632	5		<del>2:28.727</del>	40.732	1:09.205	38.790	259.6	16:21:09.426
6		2:34.547	41.787	1:13.394	39.366	264.0	16:23:13.179	6		2:28.980	<b>40.646</b>	1:10.168	38.166	235.8	16:23:38.406
7		2:59.723	41.700	1:13.028	1:04.995	255.3	16:26:12.902	7		2:30.143	40.770	1:09.960	39.413	259.6	16:26:08.549
8		2:32.480	42.095	1:11.103	39.282	258.9	16:28:45.382	8		2:28.949	40.766	1:09.303	38.880	263.4	16:28:37.498
9		2:34.810	43.040	1:11.732	40.038	259.6	16:31:20.192	9		2:31.585	41.500	1:10.902	39.183	243.2	16:31:09.083
10		2:31.870	41.280	1:11.272	39.318	262.1	16:33:52.062	10		2:39.716 P	41.583	1:09.575	48.558	250.0	16:33:48.799
11		2:40.914 P	41.447	1:10.766	48.701	261.5	16:36:32.976	11		6:56.768	5:04.269	1:11.415	41.084	221.7	16:40:45.567
12		3:57.644	2:09.094	1:09.857	38.693	243.2	16:40:30.620	12		2:31.973	41.667	1:09.380	40.926	256.5	16:43:17.540
13		2:29.898	41.021	1:09.912	38.965	259.6	16:43:00.518	13		2:29.858	41.375	1:09.344	39.139	257.1	16:45:47.398
14		2:28.669	40.516	<b>1:09.091</b>	39.062	264.7	16:45:29.187	14		2:29.989	41.543	<b>1:09.083</b>	39.363	258.3	16:48:17.387
15		<b>2:28.526</b>	<b>40.504</b>	1:09.567	<b>38.455</b>	264.0	16:47:57.713	15		2:29.043	41.020	1:09.326	38.697	260.8	16:50:46.430
16		2:31.664	41.144	1:11.221	39.299	251.7	16:50:29.377	16		2:32.922	41.392	1:12.585	38.945	228.3	16:53:19.352
17		2:31.216	40.792	1:09.458	40.966	259.6	16:53:00.593	17		3:08.528 P	43.957	1:23.625	1:00.946	155.1	16:56:27.880
18		3:08.185 P	40.771	1:26.631	1:00.783	262.7	16:56:08.778								

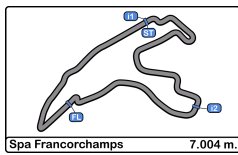
**44** Eugenio Pisani Porsche 911 GT3 Cup gen 2 **57** Fidel Castillo Porsche 992 GT3 Cup  
PROAM Stefano Zanini Eugenio Pisani / SP Racing PROAM Nicolas Vandierendonck Q1-trackracing

Lap	D	Time	Sector 1	Sector 2	Sector 3	T. Spd	Elapsed	Lap	D	Time	Sector 1	Sector 2	Sector 3	T. Spd	Elapsed
1		16:08:01.753	16:05:52.812	1:22.634	46.307	150.2	16:08:01.753	1		16:08:36.106	16:06:32.840	1:21.611	41.655	210.9	16:08:36.106
2		2:52.321 P	49.439	1:15.756	47.126	216.8	16:10:54.074	2		<del>2:37.344</del>	44.461	1:13.390	39.493	229.2	16:11:13.450
3		6:17.716	3:37.363	2:00.911	39.442	80.0	16:17:11.790	3		5:44.888	1:55.104	2:51.909	57.875	59.8	16:16:58.338
4		2:29.161	40.785	1:10.042	38.334	238.9	16:19:40.951	4		<del>2:38.145</del>	43.011	1:14.854	40.280	234.7	16:19:36.483
5		<del>2:30.518</del>	40.327	1:10.020	40.171	237.3	16:22:11.469	5		2:33.333	42.599	1:11.756	38.978	241.6	16:22:09.816
6		2:27.403	40.551	1:09.261	<b>37.591</b>	267.9	16:24:38.872	6		2:34.067	42.464	1:12.773	38.830	240.5	16:24:43.883
7		<del>2:27.894</del>	40.238	1:09.582	38.074	263.4	16:27:06.766	7		2:34.755	42.558	1:11.784	40.413	240.0	16:27:18.638
8		2:27.392	40.127	1:08.965	38.300	262.1	16:29:34.158	8		2:32.941	42.135	1:11.476	39.330	252.9	16:29:51.579
9		<b>2:26.534</b>	<b>40.104</b>	<b>1:08.745</b>	37.685	269.3	16:32:00.692	9		2:40.339 P	41.768	1:11.025	47.546	242.1	16:32:31.918
10		2:49.822 P	44.461	1:12.906	52.455	206.5	16:34:50.514	10		4:44.328	2:55.568	1:10.322	38.438	236.8	16:37:16.246
11		6:18.609	4:14.412	1:21.039	43.158	110.7	16:41:09.123	11		2:29.456	41.395	1:09.747	38.314	240.0	16:39:45.702
12		2:33.919	42.652	1:11.527	39.740	252.3	16:43:43.042	12		2:29.871	42.140	1:08.626	39.105	255.9	16:42:15.573
13		2:33.954	41.841	1:12.846	39.267	220.4	16:46:16.996	13		2:29.480	41.324	1:10.149	<b>38.007</b>	237.3	16:44:45.053
14		2:33.267	41.740	1:12.629	38.898	253.5	16:48:50.263	14		<b>2:28.024</b>	<b>41.007</b>	<b>1:08.623</b>	38.394	259.6	16:47:13.077
15		2:41.217 P	41.631	1:11.524	48.062	228.3	16:51:31.480	15		2:36.519 P	41.254	1:08.940	46.325	260.2	16:49:49.596
								16		5:06.096 P	2:54.530	1:09.963	1:01.603	244.8	16:54:55.692

**67** Gianluca De Lorenzi Porsche 992 GT3 Cup  
AM Stefano Borghi GDL Racing

Lap	D	Time	Sector 1	Sector 2	Sector 3	T. Spd	Elapsed
1		<del>46:12:44.137</del>	16:10:00.963	1:10.749	59.425	226.8	16:12:11.137
2		4:58.513	1:47.626	2:29.855	41.032	87.4	16:17:09.650
3		<b>2:28.244</b>	41.810	<b>1:08.570</b>	<b>37.864</b>	258.3	16:19:37.894
4		2:30.307	42.169	1:10.041	38.097	217.7	16:22:08.201
5		3:04.232 P	41.488	1:23.873	58.871	220.8	16:25:12.433
6		12:01.118	10:00.954	1:19.643	40.521	192.8	16:37:13.551
7		2:35.244	42.887	1:12.991	39.366	221.3	16:39:48.795
8		2:32.265	41.668	1:10.993	39.604	242.1	16:42:21.060
9		2:33.117	41.468	1:11.889	39.760	246.5	16:44:54.177
10		2:32.954	43.233	1:09.854	39.867	245.4	16:47:27.131
11		2:31.714	41.384	1:11.312	39.018	253.5	16:49:58.845
12		2:42.713 P	<b>40.954</b>	1:10.550	51.209	248.2	16:52:41.558





**Spa Francorchamps**  
**GT Cup Europe**  
**Free Practice - 2**  
**Lap Analysis**



68

Samuele Bosio

Porsche 992 GT3 Cup **77**

Jori Ala-Jyrä

Porsche 992 GT3 Cup

AM							AM							
GDL Racing							EST1 Racing							
Lap	D	Time	Sector 1	Sector 2	Sector 3	T. Spd	Lap	D	Time	Sector 1	Sector 2	Sector 3	T. Spd	Elapsed
1		16:08:12.203	16:06:13.680	1:18.583	39.940	215.1	16:08:12.203	1	16:11:07.259	16:09:07.813	1:17.052	42.394	156.0	16:11:07.259
2		2:34.209	42.783	1:11.636	39.790	249.4	16:10:46.412	2	<del>4:59.479</del>	1:16.993	2:12.500	1:29.986	79.7	16:16:06.738
3		<del>4:44.246</del>	41.726	2:00.983	1:28.537	259.6	16:14:57.658	3	2:47.577	53.041	1:15.285	39.251	212.1	16:18:54.315
4		3:31.571	1:37.073	1:11.692	42.806	199.6	16:18:29.229	4	<del>2:34.444</del>	41.479	1:11.138	38.797	252.3	16:21:25.729
5		2:35.289	41.720	1:12.142	41.427	237.8	16:21:04.518	5	2:31.766	41.505	1:11.682	38.579	247.1	16:23:57.495
6		2:31.977	43.070	1:10.655	<b>38.252</b>	247.1	16:23:36.495	6	2:29.379	41.149	1:09.186	39.044	260.8	16:26:26.874
7		2:32.862	42.222	1:11.203	39.437	257.7	16:26:09.357	7	2:32.367	41.474	1:11.642	39.251	259.6	16:28:59.241
8		2:29.542	41.181	1:09.810	38.551	260.2	16:28:38.899	8	2:29.834	41.930	1:09.137	38.767	258.3	16:31:29.075
9		2:45.086 P	<b>40.849</b>	1:14.220	50.017	264.0	16:31:23.985	9	<b>2:28.112</b>	<b>41.103</b>	<b>1:08.739</b>	<b>38.270</b>	261.5	16:33:57.187
10		6:59.838	5:07.116	1:13.414	39.308	190.4	16:38:23.823	10	2:35.656	42.011	1:11.249	42.396	251.7	16:36:32.843
11		<b>2:28.811</b>	41.451	<b>1:08.938</b>	38.422	249.4	16:40:52.634	11	2:41.641 P	42.311	1:12.438	46.892	255.3	16:39:14.484
12		2:33.228	41.861	1:11.972	39.395	220.8	16:43:25.862	12	4:25.077	2:30.573	1:15.058	39.446	217.3	16:43:39.561
13		2:41.770 P	41.476	1:12.010	48.284	233.7	16:46:07.632	13	2:32.765	42.205	1:11.168	39.392	237.8	16:46:12.326
14		5:15.507	3:19.578	1:16.870	39.059	219.9	16:51:23.139	14	2:33.046	42.014	1:12.175	38.857	250.0	16:48:45.372
15		2:50.827 P	41.519	1:19.923	49.385	214.7	16:54:13.966	15	2:35.610	42.440	1:12.684	40.486	232.7	16:51:20.982

70

Roberto Bosio

Porsche 911 GT3 Cup gen 2

AM							AM							
GDL Racing							PROAM							
Lap	D	Time	Sector 1	Sector 2	Sector 3	T. Spd	Lap	D	Time	Sector 1	Sector 2	Sector 3	T. Spd	Elapsed
1		16:09:42.635	16:07:37.216	1:21.162	44.257	180.6	16:09:42.635	1	16:07:55.239	16:06:01.350	1:14.380	39.509	244.8	16:07:55.239
2		<del>3:46.589</del> P	43.499	1:26.996	1:35.094	241.6	16:13:28.224	2	2:31.303	41.231	1:10.018	40.054	263.4	16:10:26.542
3		5:52.359	3:52.954	1:16.790	42.615	178.2	16:19:20.583	3	<del>4:42.679</del>	<b>40.343</b>	2:03.209	1:29.127	269.3	16:14:39.221
4		2:44.453	43.373	1:17.793	43.287	240.5	16:22:05.036	4	3:35.477	1:43.158	1:13.787	38.532	87.9	16:18:14.698
5		2:50.580	43.392	1:22.361	44.827	249.4	16:24:55.616	5	2:31.147	40.808	1:11.933	38.406	266.0	16:20:45.845
6		3:00.948	44.416	1:16.421	1:00.111	251.7	16:27:56.564	6	2:32.309	40.573	1:10.341	41.395	266.6	16:23:18.154
7		2:41.758	45.934	<b>1:14.471</b>	41.353	231.7	16:30:38.322	7	2:28.893	40.668	1:09.461	38.764	268.6	16:25:47.047
8		2:40.965	43.874	1:14.965	42.126	255.3	16:33:19.287	8	<b>2:27.656</b>	40.516	1:08.944	<b>38.196</b>	267.3	16:28:14.703
9		3:12.137 P	47.647	1:25.824	58.666	201.1	16:36:31.424	9	2:35.093 P	40.613	<b>1:08.816</b>	45.664	266.6	16:30:49.796
10		7:16.367	5:11.407	1:20.143	44.817	195.2	16:43:47.791	10	5:42.819	3:50.512	1:12.853	39.454	180.0	16:36:32.615
11		2:45.994	44.490	1:17.943	43.561	206.5	16:46:33.785	11	<del>2:28.409</del>	41.337	1:08.857	38.215	262.7	16:39:01.024
12		2:40.589	43.543	1:16.157	40.889	233.2	16:49:14.374	12	2:29.002	41.113	1:09.171	38.718	264.7	16:41:30.026
13		<b>2:39.555</b>	43.094	1:15.647	<b>40.814</b>	226.8	16:51:53.929	13	2:30.744	41.124	1:11.028	38.592	267.3	16:44:00.770
14		3:00.132 P	<b>42.190</b>	1:14.619	1:03.323	225.0	16:54:54.061	14	2:39.075 P	40.821	1:10.105	48.149	241.6	16:46:39.845
15			9:03.883			57.5		15		17:07.335			79.7	

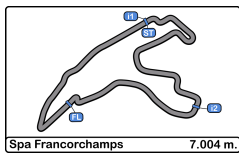
73

Axel Van Straaten

Porsche 992 GT3 Cup

PROAM							PROAM							
Axel Van Straaten / Orhès Racing							Luca Ludwig							
Lap	D	Time	Sector 1	Sector 2	Sector 3	T. Spd	Lap	D	Time	Sector 1	Sector 2	Sector 3	T. Spd	Elapsed
1		16:09:01.112	16:06:55.430	1:23.238	42.444	172.5	16:09:01.112	1	16:07:38.333	16:05:42.325	1:16.589	39.419	188.1	16:07:38.333
2		<del>2:36.379</del>	42.616	1:10.491	43.272	232.2	16:11:37.491	2	2:34.165	42.055	<b>1:11.802</b>	40.308	253.5	16:10:12.498
3		5:38.752 P	1:43.001	2:50.258	1:05.493	51.5	16:17:16.243	3	<del>4:06.642</del>	41.880	1:59.790	1:24.972	260.2	16:14:19.140
4		3:40.800	1:49.664	1:11.121	40.015	228.8	16:20:57.043	4	3:40.958	1:38.031	1:23.137	39.790	80.9	16:18:00.098
5		2:30.794	41.447	1:10.462	38.885	244.3	16:23:27.837	5	<b>2:33.412</b>	42.168	1:12.004	<b>39.240</b>	251.7	16:20:33.510
6		2:28.257	41.041	<b>1:08.678</b>	38.538	252.3	16:25:56.094	6	2:38.319	<b>41.651</b>	1:16.240	40.428	232.7	16:23:11.829
7		2:36.203 P	41.416	1:09.352	45.435	251.7	16:28:32.297	7	2:48.636 P	41.871	1:13.781	52.984	250.5	16:26:00.465
8		4:59.917	3:09.135	1:11.881	38.901	242.6	16:33:32.214							
9		2:28.712	41.050	1:09.209	38.453	257.7	16:36:00.926							
10		<b>2:27.833</b>	40.878	1:08.827	<b>38.128</b>	258.9	16:38:28.759							
11		2:30.465	40.785	1:11.224	38.456	255.3	16:40:59.224							
12		2:31.316	<b>40.706</b>	1:11.430	39.180	261.5	16:43:30.540							
13		2:38.759 P	41.278	1:11.124	46.357	261.5	16:46:09.299							
14		5:45.289	3:53.935	1:12.175	39.179	225.9	16:51:54.588							
15		2:57.551 P	41.620	1:10.355	1:05.576	241.0	16:54:52.139							



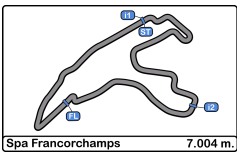


Spa Francorchamps  
GT Cup Europe  
Free Practice - 2  
Lap Analysis



90							119								
Shintaro Akatsu Porsche 992 GT3 Cup							Stefano Bozzoni Ferrari 488 Challenge Evo								
PROAM Enrico Fulgenzi							AM Fernando Navarrete								
Enrico Fulgenzi Racing							Mertel Motorsport								
Lap	D	Time	Sector 1	Sector 2	Sector 3	T. Spd	Elapsed	Lap	D	Time	Sector 1	Sector 2	Sector 3	T. Spd	Elapsed
1		16:10:24.288 P	16:07:17.908	2:12.705	53.675	225.9	16:10:24.288	1		16:07:45.561	16:05:43.547	1:18.016	43.998	173.3	16:07:45.561
2		<del>5:26.608</del>	1:49.227	2:08.751	1:28.630	80.1	16:15:50.896	2		2:45.819	45.734	1:14.985	45.100	208.0	16:10:31.380
3		3:01.152	1:04.784	1:16.165	40.203	205.3	16:18:52.048	3		<del>4:14.357</del>	44.291	2:00.372	1:29.694	233.7	16:14:45.737
4		2:36.474	42.772	1:12.917	40.785	254.1	16:21:28.522	4		3:41.237	1:43.525	1:16.204	41.508	94.2	16:18:26.974
5		2:36.869	43.617	1:13.549	39.703	224.5	16:24:05.391	5		<b>2:38.813</b>	<b>43.599</b>	<b>1:13.922</b>	<b>41.292</b>	223.1	16:21:05.787
6		<b>2:34.584</b>	42.491	<b>1:11.476</b>	40.617	253.5	16:26:39.975	6		2:42.798	44.090	1:17.345	41.363	204.1	16:23:48.585
7		<del>2:47.459</del> P	43.507	1:13.184	50.468	240.5	16:29:27.134	7		2:41.095	44.217	1:14.023	42.855	240.5	16:26:29.680
8		6:00.562	4:06.638	1:13.148	40.776	238.4	16:35:27.696	8		3:16.468 P	46.779	1:22.834	1:06.855	191.4	16:29:46.148
9		2:40.249	45.216	1:13.769	41.264	226.8	16:38:07.945	9		9:10.208 P	6:59.120	1:17.947	53.141	188.4	16:38:56.356
10		2:41.054	42.852	1:13.158	45.044	238.4	16:40:48.999	<b>166</b>							
11		2:53.582 P	44.981	1:17.940	50.661	251.1	16:43:42.581	Roberto Fecchio Porsche 992 GT3 Cup							
12		7:33.171	5:40.705	1:13.044	<b>39.422</b>	226.4	16:51:15.752	AM Brian Lavo GDL Racing							
13		2:39.452	<b>42.075</b>	1:14.459	42.918	252.9	16:53:55.204	Lap	D	Time	Sector 1	Sector 2	Sector 3	T. Spd	Elapsed
14		4:33.068 P	1:00.722	1:55.312	1:37.034	150.8	16:58:28.272	1		16:07:49.442	16:05:47.419	1:18.526	43.497	224.0	16:07:49.442
<b>111</b>							<b>166</b>								
AM Fabio Fabiani Porsche 911 GT3 Cup gen 2							AM Roberto Fecchio Porsche 992 GT3 Cup								
Stefano Zerbi Eugenio Pisani / SP Racing							Brian Lavo GDL Racing								
Lap	D	Time	Sector 1	Sector 2	Sector 3	T. Spd	Elapsed	Lap	D	Time	Sector 1	Sector 2	Sector 3	T. Spd	Elapsed
1		16:08:11.432	16:05:56.479	1:25.110	49.843	137.9	16:08:11.432	2		2:39.790	43.325	1:15.394	41.071	222.2	16:10:29.232
2		2:46.945	45.571	1:17.763	43.611	244.3	16:10:58.377	3		<del>4:14.377</del>	42.711	2:02.846	1:28.820	250.0	16:14:43.609
3		<del>4:54.282</del>	1:12.167	2:09.436	1:29.679	80.1	16:15:49.659	4		3:39.653	1:41.567	1:15.326	42.760	136.3	16:18:23.262
4		3:08.027	1:05.663	1:20.745	41.619	213.8	16:18:57.686	5		2:43.610	43.350	1:15.172	45.088	244.8	16:21:06.872
5		2:41.074	43.666	1:15.587	41.821	258.3	16:21:38.760	6		2:40.302	43.093	1:16.665	40.544	222.6	16:23:47.174
6		2:40.230	43.380	1:14.472	42.378	257.1	16:24:18.990	7		2:36.668	42.607	1:13.330	40.731	251.7	16:26:23.842
7		2:52.860 P	43.344	1:15.179	54.337	258.3	16:27:11.850	8		2:35.243	42.295	1:12.650	40.298	249.4	16:28:59.085
8		6:30.238	4:27.023	1:17.034	46.181	215.1	16:33:42.088	9		2:35.975	43.131	1:12.997	39.847	255.3	16:31:35.060
9		2:37.963	43.966	1:13.536	40.461	202.6	16:36:20.051	10		2:35.254	42.156	1:13.328	39.770	255.9	16:34:10.314
10		2:34.267	42.386	<b>1:11.607</b>	40.274	256.5	16:38:54.318	11		<b>2:32.629</b>	41.607	1:11.844	<b>39.178</b>	257.1	16:36:42.943
11		2:39.414	42.305	1:14.347	42.762	217.7	16:41:33.732	12		2:33.913	41.872	1:12.261	39.780	256.5	16:39:16.856
12		<b>2:33.171</b>	41.947	1:11.642	39.582	252.3	16:44:06.903	13		2:33.125	41.542	<b>1:11.036</b>	40.547	252.9	16:41:49.981
13		2:33.630	42.035	1:12.201	<b>39.394</b>	229.7	16:46:40.533	14		2:36.158	42.022	1:12.299	41.837	248.2	16:44:26.139
14		2:34.462	<b>41.916</b>	1:12.788	39.758	235.8	16:49:14.995	15		2:33.458	<b>41.469</b>	1:12.085	39.904	251.1	16:46:59.597
15		3:47.357 P	43.655	1:22.876	1:40.826	223.6	16:53:02.352	16		2:42.706 P	41.607	1:11.705	49.394	255.9	16:49:42.303
16		10:54.305				54.9		17		6:04.225 P	3:23.874	1:18.329	1:22.022	237.3	16:55:46.528
<b>116</b>							<b>169</b>								
PROAM Evgenii Leonov Porsche 992 GT3 Cup							AM Alexandre Bochez Ferrari 488 Challenge								
Adam Christodolou Volcano Motorsport							Mikaël Bochez Kessel Racing								
Lap	D	Time	Sector 1	Sector 2	Sector 3	T. Spd	Elapsed	Lap	D	Time	Sector 1	Sector 2	Sector 3	T. Spd	Elapsed
1		16:08:33.693	16:06:06.138	1:37.759	49.796	129.8	16:08:33.693	1		16:08:39.201	16:06:35.217	1:21.294	42.690	168.4	16:08:39.201
2		<del>2:36.458</del>	43.633	1:13.247	39.578	233.2	16:11:10.151	2		<del>2:48.397</del>	44.546	1:20.769	43.082	194.5	16:11:27.598
3		<del>5:05.442</del>	1:31.138	2:08.636	1:25.638	79.9	16:16:15.563	3		5:45.468 P	1:48.389	2:51.943	1:05.136	53.7	16:17:13.066
4		2:30.648	45.980	1:07.628	37.040	254.1	16:18:46.211	4		9:57.393	7:59.156	1:17.055	41.182	224.5	16:27:10.459
5		<del>2:22.658</del>	<b>39.750</b>	<b>1:06.086</b>	<b>36.822</b>	266.6	16:21:08.869	5		2:34.326	42.281	1:12.598	39.447	249.4	16:29:44.785
6		2:31.608 P	40.502	1:07.292	43.814	263.4	16:23:40.477	6		2:34.226	42.490	1:12.513	39.223	247.7	16:32:19.011
7		4:53.201 P	3:01.728	1:07.430	44.043	249.4	16:28:33.678	7		2:30.731	41.477	1:10.650	38.604	264.7	16:34:49.742
8		4:55.797	3:06.159	1:10.720	38.918	234.7	16:33:29.475	8		2:30.257	41.228	1:10.471	38.558	255.3	16:37:19.999
9		2:30.126	40.861	1:10.927	38.338	263.4	16:35:59.601	9		2:44.036 P	41.185	1:13.624	49.227	247.7	16:40:04.035
10		<b>2:28.140</b>	40.692	1:09.366	38.082	267.3	16:38:27.741	10		4:43.345	2:49.855	1:14.368	39.122	222.6	16:44:47.380
11		2:35.366 P	40.712	1:08.678	45.976	265.3	16:41:03.107	11		2:31.819	42.035	1:11.401	38.383	254.7	16:47:19.199
12		6:39.330	4:50.442	1:10.351	38.537	247.7	16:47:42.437	12		<b>2:29.117</b>	41.094	<b>1:10.017</b>	<b>38.006</b>	252.9	16:49:48.316
13		2:28.223	40.604	1:09.110	38.509	263.4	16:50:10.660	13		2:30.667	41.061	1:10.285	39.321	260.2	16:52:18.983
14		2:28.443	40.274	1:08.235	39.934	265.3	16:52:39.103	14		3:24.514 P	<b>40.984</b>	1:19.967	1:23.563	250.5	16:55:43.497
15		3:09.991 P	41.458	1:16.897	1:11.636	257.7	16:55:49.094								





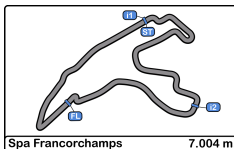
**Spa Francorchamps**  
**GT Cup Europe**  
**Free Practice - 2**  
**Best Sectors Results**



Sector - 1			Sector - 2			Sector - 3			Ideal Lap vs Best Lap		
Clas	Nº Driver	Time	Nº Driver	Time	Nº Driver	Time	Clas	Nº Driver	Ideal Lap	Best Lap	Clas
1	116 Leonov - Christodolou	39.750	116 Leonov - Christodolou	1:06.086	116 Leonov - Christodolou	36.822	1	116 Leonov - Christodolou	2:22.658	2:28.140	6
2	44 Pisani - Zanini	40.104	67 De Lorenzi - Borghi	1:08.570	44 Pisani - Zanini	37.591	2	44 Pisani - Zanini	2:26.440	2:26.534	1
3	80 Velasco - Cabezas	40.343	57 Castillo - Vandierendonck	1:08.623	67 De Lorenzi - Borghi	37.864	3	80 Velasco - Cabezas	2:27.355	2:27.656	2
4	21 Perian - Tincescu	40.504	73 Van Straaten - Van Straaten	1:08.678	169 Bochez - Bochez	38.006	4	67 De Lorenzi - Borghi	2:27.388	2:28.244	8
5	52 Przybylak - Vandervelde	40.646	77 Ala-Jyrä - Reimann	1:08.739	57 Castillo - Vandierendonck	38.007	5	73 Van Straaten - Van Straaten	2:27.512	2:27.833	3
6	73 Van Straaten - Van Straaten	40.706	44 Pisani - Zanini	1:08.745	52 Przybylak - Vandervelde	38.117	6	57 Castillo - Vandierendonck	2:27.637	2:28.024	4
7	68 Bosio - Solieri	40.849	80 Velasco - Cabezas	1:08.816	73 Van Straaten - Van Straaten	38.128	7	52 Przybylak - Vandervelde	2:27.846	2:28.182	7
8	67 De Lorenzi - Borghi	40.954	68 Bosio - Solieri	1:08.938	80 Velasco - Cabezas	38.196	8	68 Bosio - Solieri	2:28.039	2:28.811	10
9	169 Bochez - Bochez	40.984	52 Przybylak - Vandervelde	1:09.083	68 Bosio - Solieri	38.252	9	21 Perian - Tincescu	2:28.050	2:28.526	9
10	57 Castillo - Vandierendonck	41.007	21 Perian - Tincescu	1:09.091	77 Ala-Jyrä - Reimann	38.270	10	77 Ala-Jyrä - Reimann	2:28.112	2:28.112	5
11	77 Ala-Jyrä - Reimann	41.103	169 Bochez - Bochez	1:10.017	21 Perian - Tincescu	38.455	11	169 Bochez - Bochez	2:29.007	2:29.117	11
12	166 Fecchio - Lavio	41.469	166 Fecchio - Lavio	1:11.036	166 Fecchio - Lavio	39.178	12	166 Fecchio - Lavio	2:31.683	2:32.629	12
13	81 Ludwig - Saringen	41.651	90 Akatsu - Fulgenzi	1:11.476	81 Ludwig - Saringen	39.240	13	81 Ludwig - Saringen	2:32.693	2:33.412	14
14	111 Fabiani - Zerbi	41.916	111 Fabiani - Zerbi	1:11.607	111 Fabiani - Zerbi	39.394	14	111 Fabiani - Zerbi	2:32.917	2:33.171	13
15	90 Akatsu - Fulgenzi	42.075	81 Ludwig - Saringen	1:11.802	90 Akatsu - Fulgenzi	39.422	15	90 Akatsu - Fulgenzi	2:32.973	2:34.584	15
16	70 Bosio - Fondi	42.190	119 Bozzoni - Navarrete	1:13.922	70 Bosio - Fondi	40.814	16	70 Bosio - Fondi	2:37.475	2:39.555	17
17	119 Bozzoni - Navarrete	43.599	70 Bosio - Fondi	1:14.471	119 Bozzoni - Navarrete	41.292	17	119 Bozzoni - Navarrete	2:38.813	2:38.813	16





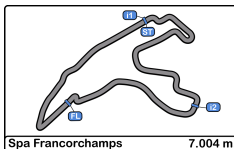


Spa Francorchamps  
GT Cup Europe  
Free Practice - 2  
Best 5 Lap Times



Cl	N° Entrant/Team	Nat	Driver 1	Nat	Driver 2	Nat	Vehicle	Cat	Cl	Best 1		Best 2		Best 3		Best 4		Best 5	
										Time	Lap	Time	Lap	Time	Lap	Time	Lap	Time	Lap
1	44 Eugenio Pisani / SP Racing	ITA	Eugenio Pisani	ITA	Stefano Zanini	ITA	Porsche 911 GT3 Cup gen 2	PROAM	1	2:26.534	9	2:27.392	8	2:27.403	6	2:29.161	4	2:33.267	14
2	80 Mertel Motorsport	DEU	Iván Velasco	ESP	Jorge Cabezas	ESP	Ferrari 488 Challenge Evo	PROAM	2	2:27.656	8	2:28.893	7	2:29.002	12	2:30.744	13	2:31.147	5
3	73 Axel Van Straaten / Ohès Racing	FRA	Axel Van Straaten	FRA	Remi Van Straaten	FRA	Porsche 992 GT3 Cup	PROAM	3	2:27.833	10	2:28.257	6	2:28.712	9	2:30.465	11	2:30.794	5
4	57 Q1-trackracing	BEL	Fidel Castillo	ESP	Nicolas Vandierendonck	BEL	Porsche 992 GT3 Cup	PROAM	4	2:28.024	14	2:29.456	11	2:29.480	13	2:29.871	12	2:32.941	8
5	77 EST1 Racing	EST	Jori Ala-Jyrä	EST	Alex Reimann	EST	Porsche 992 GT3 Cup	AM	1	2:28.112	9	2:29.379	6	2:29.834	8	2:31.766	5	2:32.367	7
6	116 Volcano Motorsport	ESP	Evgenii Leonov	IND	Adam Christodolou	GBR	Porsche 992 GT3 Cup	PROAM	5	2:28.140	10	2:28.223	13	2:28.443	14	2:30.126	9	2:30.648	4
7	52 Q1-trackracing	BEL	Xander Przybylak	BEL	Laurent Vandervelde	BEL	Porsche 992 GT3 Cup	AM	2	2:28.182	2	2:28.949	8	2:28.980	6	2:29.043	15	2:29.858	13
8	67 GDL Racing	SMR	Gianluca De Lorenzi	ITA	Stefano Borghi	ITA	Porsche 992 GT3 Cup	AM	3	2:28.244	3	2:30.307	4	2:31.714	11	2:32.265	8	2:32.954	10
9	21 Camil Perian / R01 Racing by Varu Nicu	ROU	Camil Perian	ROU	Florin Tincescu	ROU	Porsche 911 GT3 Cup gen 2	AM	4	2:28.526	15	2:28.669	14	2:29.898	13	2:31.216	17	2:31.664	16
10	68 GDL Racing	SMR	Samuele Bosio	ITA	Glauco Solieri	ITA	Porsche 992 GT3 Cup	AM	5	2:28.811	11	2:29.542	8	2:31.977	6	2:32.862	7	2:33.228	12
11	169 Kessel Racing	CHE	Alexandre Bochez	CHE	Mikaël Bochez	CHE	Ferrari 488 Challenge	AM	6	2:29.117	12	2:30.257	8	2:30.667	13	2:30.731	7	2:31.819	11
12	166 GDL Racing	SMR	Roberto Fecchio	ITA	Brian Lavio	CHE	Porsche 992 GT3 Cup	AM	7	2:32.629	11	2:33.125	13	2:33.458	15	2:33.913	12	2:35.243	8
13	111 Eugenio Pisani / SP Racing	ITA	Fabio Fabiani	ITA	Stefano Zerbi	ITA	Porsche 911 GT3 Cup gen 2	AM	8	2:33.171	12	2:33.630	13	2:34.267	10	2:34.462	14	2:37.963	9
14	81 Mertel Motorsport	DEU	Luca Ludwig	DEU	Axel Satingen	DEU	Ferrari 488 Challenge Evo	PROAM	6	2:33.412	5	2:34.165	2	2:38.319	6	2:48.636	7	3:40.958	4
15	90 Enrico Fulgenzi Racing	ITA	Shintaro Akatsu	JPN	Enrico Fulgenzi	ITA	Porsche 992 GT3 Cup	PROAM	7	2:34.584	6	2:36.474	4	2:36.869	5	2:40.249	9	2:41.054	10
16	119 Mertel Motorsport	DEU	Stefano Bozzoni	ESP	Fernando Navarrete	ESP	Ferrari 488 Challenge Evo	AM	9	2:38.813	5	2:41.095	7	2:42.798	6	2:45.819	2	3:16.468	8
17	70 GDL Racing	SMR	Roberto Bosio	ITA	Maurizio Fondi	ITA	Porsche 911 GT3 Cup gen 2	AM	10	2:39.555	13	2:40.589	12	2:40.965	8	2:41.758	7	2:44.453	4



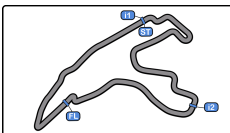


Spa Francorchamps  
GT Cup Europe  
Free Practice - 2  
Best 5 Top Speeds



Cl	N° Entrant/Team	Nat	Driver 1	Nat	Driver 2	Nat	Vehicle	Cat	Cl	Top 1		Top 2		Top 3		Top 4		Top 5		Avg
										Km/h	Lap	Km/h	Lap	Km/h	Lap	Km/h	Lap	Km/h	Lap	
1	44 Eugenio Pisani / SP Racing	ITA	Eugenio Pisani	ITA	Stefano Zanini	ITA	Porsche 911 GT3 Cup gen 2	PROAM	1	269.3	9	267.9	6	263.4	7	262.1	8	253.5	14	263.2
2	80 Mertel Motorsport	DEU	Iván Velasco	ESP	Jorge Cabezas	ESP	Ferrari 488 Challenge Evo	PROAM	2	269.3	3	268.6	7	267.3	8	267.3	13	266.6	6	267.8
3	116 Volcano Motorsport	ESP	Evgenii Leonov	ROU	Adam Christodolou	GBR	Porsche 992 GT3 Cup	PROAM	3	267.3	10	266.6	5	265.3	11	265.3	14	263.4	6	265.6
4	21 Camil Perian / R01 Racing by Varu Nicu	ROU	Camil Perian	ROU	Florin Tincescu	ROU	Porsche 911 GT3 Cup gen 2	AM	1	264.7	14	264.0	6	264.0	15	262.7	18	262.1	3	263.5
5	169 Kessel Racing	CHE	Alexandre Bochez	CHE	Mikaël Bochez	CHE	Ferrari 488 Challenge	AM	2	264.7	7	260.2	13	255.3	8	254.7	11	252.9	12	257.5
6	68 GDL Racing	SMR	Samuele Bosio	ITA	Glauco Solieri	ITA	Porsche 992 GT3 Cup	AM	3	264.0	9	260.2	8	259.6	3	257.7	7	249.4	2	258.2
7	52 Q1-trackracing	BEL	Xander Przybylak	BEL	Laurent Vandervelde	BEL	Porsche 992 GT3 Cup	AM	4	263.4	8	260.8	15	259.6	5	259.6	7	258.3	14	260.3
8	73 Axel Van Straaten / Orhès Racing	FRA	Axel Van Straaten	FRA	Remi Van Straaten	FRA	Porsche 992 GT3 Cup	PROAM	4	261.5	12	261.5	13	258.9	10	257.7	9	255.3	11	259.0
9	77 EST1 Racing	EST	Jori Ala-Jyrä	EST	Alex Reimann	EST	Porsche 992 GT3 Cup	AM	5	261.5	9	260.8	6	259.6	7	258.3	8	255.3	11	259.1
10	57 Q1-trackracing	BEL	Fidel Castillo	ESP	Nicolas Vandierendonck	BEL	Porsche 992 GT3 Cup	PROAM	5	260.2	15	259.6	14	255.9	12	252.9	8	244.8	16	254.7
11	81 Mertel Motorsport	DEU	Luca Ludwig	DEU	Axel Sartenen	DEU	Ferrari 488 Challenge Evo	PROAM	6	260.2	3	253.5	2	251.7	5	250.5	7	232.7	6	249.7
12	67 GDL Racing	SMR	Gianluca De Lorenzi	ITA	Stefano Borghi	ITA	Porsche 992 GT3 Cup	AM	6	258.3	3	253.5	11	248.2	12	246.5	9	245.4	10	250.4
13	111 Eugenio Pisani / SP Racing	ITA	Fabio Fabiani	ITA	Stefano Zerbi	ITA	Porsche 911 GT3 Cup gen 2	AM	7	258.3	5	258.3	7	257.1	6	256.5	10	252.3	12	256.5
14	166 GDL Racing	SMR	Roberto Fecchio	ITA	Brian Lavio	CHE	Porsche 992 GT3 Cup	AM	8	257.1	11	256.5	12	255.9	10	255.9	16	255.3	9	256.1
15	70 GDL Racing	SMR	Roberto Bosio	ITA	Maurizio Fondi	ITA	Porsche 911 GT3 Cup gen 2	AM	9	255.3	8	251.7	6	249.4	5	241.6	2	240.5	4	247.7
16	90 Enrico Fulgenzi Racing	ITA	Shintaro Akatsu	JPN	Enrico Fulgenzi	ITA	Porsche 992 GT3 Cup	PROAM	7	254.1	4	253.5	6	252.9	13	251.1	11	240.5	7	250.4
17	119 Mertel Motorsport	DEU	Stefano Bozzoni	ITA	Fernando Navarrete	ESP	Ferrari 488 Challenge Evo	AM	10	240.5	7	233.7	3	223.1	5	208.0	2	204.1	6	221.9





Spa Francorchamps

GT Cup Europe

Free Practice - 2

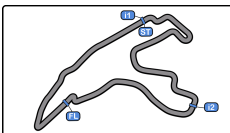
Fastest Laps Sequence

Spa Francorchamps 7.004 m.



Lap	Time of Day	Session Time	N° Entrant/Team	Nat	Driver 1	Nat	Driver 2	Nat	Vehicle	Cat	Time	Km/h
2	16:10:12.498	5:12.498	81 Mertel Motorsport		Luca Ludwig		Axel Sartingen		Ferrari 488 Challenge Evo	PROAM	2:34.165	163.5
2	16:10:26.542	5:26.542	80 Mertel Motorsport		Iván Velasco		Jorge Cabezas		Ferrari 488 Challenge Evo	PROAM	2:31.303	166.6
2	16:11:04.446	6:04.446	52 Q1-trackracing		Xander Przybylak		Laurent Vandervelde		Porsche 992 GT3 Cup	AM	2:28.182	170.1
6	16:24:38.872	19:38.872	44 Eugenio Pisani / SP Racing		Eugenio Pisani		Stefano Zanini		Porsche 911 GT3 Cup gen 2	PROAM	2:27.403	171.0
8	16:29:34.158	24:34.158	44 Eugenio Pisani / SP Racing		Eugenio Pisani		Stefano Zanini		Porsche 911 GT3 Cup gen 2	PROAM	2:27.392	171.0
9	16:32:00.692	27:00.692	44 Eugenio Pisani / SP Racing		Eugenio Pisani		Stefano Zanini		Porsche 911 GT3 Cup gen 2	PROAM	2:26.534	172.0





# Spa Francorchamps

## GT Cup Europe

### Free Practice - 2

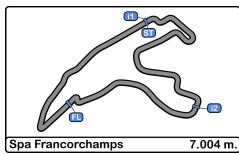
#### Event Best Maximum Speed

Spa Francorchamps 7.004 m.



N°	Entrant/Team	Nat	Driver 1	Nat	Driver 2	Nat	Vehicle	Cat	Km/h	Session
44	Eugenio Pisani / SP Racing	ITA	Eugenio Pisani	ITA	Stefano Zanini	MCO	Porsche 911 GT3 Cup gen 2	PROAM	269.3	Free Practice - 1
80	Mertel Motorsport	DEU	Iván Velasco	ESP	Jorge Cabezas	ESP	Ferrari 488 Challenge Evo	PROAM	269.3	Free Practice - 2
90	Enrico Fulgenzi Racing	ITA	Shintaro Akatsu	JPN	Enrico Fulgenzi	ITA	Porsche 992 GT3 Cup	PROAM	267.9	Free Practice - 1
116	Volcano Motorsport	ESP	Evgenii Leonov	IND	Adam Christodolou	GBR	Porsche 992 GT3 Cup	PROAM	267.3	Free Practice - 2
81	Mertel Motorsport	DEU	Luca Ludwig	DEU	Axel Saringen	DEU	Ferrari 488 Challenge Evo	PROAM	266.6	Free Practice - 1
119	Mertel Motorsport	DEU	Stefano Bozzoni	ITA	Fernando Navarrete	ESP	Ferrari 488 Challenge Evo	AM	265.3	Free Practice - 1
169	Kessel Racing	CHE	Alexandre Bochez	CHE	Mikaël Bochez	CHE	Ferrari 488 Challenge	AM	264.7	Free Practice - 2
21	Camil Perian / R01 Racing by Varu Nicu	ROU	Camil Perian	ROU	Florin Tincescu	ROU	Porsche 911 GT3 Cup gen 2	AM	264.7	Free Practice - 2
68	GDL Racing	SMR	Samuele Bosio	ITA	Glauco Solieri	ITA	Porsche 992 GT3 Cup	AM	264.0	Free Practice - 2
52	Q1-trackracing	BEL	Xander Przybylak	BEL	Laurent Vandervelde	BEL	Porsche 992 GT3 Cup	AM	263.4	Free Practice - 2
111	Eugenio Pisani / SP Racing	ITA	Fabio Fabiani	ITA	Stefano Zerbi	ITA	Porsche 911 GT3 Cup gen 2	AM	262.7	Free Practice - 1
67	GDL Racing	SMR	Gianluca De Lorenzi	ITA	Stefano Borghi	ITA	Porsche 992 GT3 Cup	AM	262.1	Free Practice - 1
77	EST1 Racing	EST	Jori Ala-Jyrä	EST	Alex Reimann	EST	Porsche 992 GT3 Cup	AM	261.5	Free Practice - 2
73	Axel Van Straaten / Orhès Racing	FRA	Axel Van Straaten	FRA	Remi Van Straaten	FRA	Porsche 992 GT3 Cup	PROAM	261.5	Free Practice - 2
70	Q1-trackracing	BEL	Fidel Castillo	ESP	Nicolas Vandierendonck	BEL	Porsche 992 GT3 Cup	PROAM	260.2	Free Practice - 2
57	GDL Racing	SMR	Roberto Bosio	ITA	Maurizio Fondi	ITA	Porsche 911 GT3 Cup gen 2	AM	258.3	Free Practice - 1
166	GDL Racing	SMR	Roberto Fecchio	ITA	Brian Lavio	CHE	Porsche 992 GT3 Cup	AM	257.1	Free Practice - 2





**Spa Francorchamps**  
**GT Cup Europe**  
**Free Practice - 2**  
**Pit Stop Analysis**



**21** Camil Perian Porsche 911 GT3 Cup gen 2

AM Florin Tincescu Camil Perian / R01 Racing by Varu Nicu

N°	In Day Time	In Time	Out Time	Pit Time	T. Pit Time	Handicap	Diff.
1	16:36:27.431	16:36:27.431	16:38:14.449	1:47.018	1:47.018		

**44** Eugenio Pisani Porsche 911 GT3 Cup gen 2

PROAM Stefano Zanini Eugenio Pisani / SP Racing

N°	In Day Time	In Time	Out Time	Pit Time	T. Pit Time	Handicap	Diff.
1	16:10:48.729	16:10:48.729	16:13:40.912	2:52.183	2:52.183		
2	16:34:45.178	16:34:45.178	16:38:27.942	3:42.764	6:34.947		

**52** Xander Przybylak Porsche 992 GT3 Cup

AM Laurent Vandervelde Q1-trackracing

N°	In Day Time	In Time	Out Time	Pit Time	T. Pit Time	Handicap	Diff.
1	16:33:43.456	16:33:43.456	16:38:24.294	4:40.838	4:40.838		

**57** Fidel Castillo Porsche 992 GT3 Cup

PROAM Nicolas Vandierendonck Q1-trackracing

N°	In Day Time	In Time	Out Time	Pit Time	T. Pit Time	Handicap	Diff.
1	16:32:26.601	16:32:26.601	16:35:00.246	2:33.645	2:33.645		
2	16:49:43.697	16:49:43.697	16:52:16.704	2:33.007	5:06.652		

**67** Gianluca De Lorenzi Porsche 992 GT3 Cup

AM Stefano Borghi GDL Racing

N°	In Day Time	In Time	Out Time	Pit Time	T. Pit Time	Handicap	Diff.
1	16:25:07.073	16:25:07.073	16:34:35.952	9:28.879	9:28.879		

**68** Samuele Bosio Porsche 992 GT3 Cup

AM Glauco Solieri GDL Racing

N°	In Day Time	In Time	Out Time	Pit Time	T. Pit Time	Handicap	Diff.
1	16:31:18.834	16:31:18.834	16:35:56.941	4:38.107	4:38.107		
2	16:46:02.178	16:46:02.178	16:48:56.582	2:54.404	7:32.511		

**70** Roberto Bosio Porsche 911 GT3 Cup gen 2

AM Maurizio Fondi GDL Racing

N°	In Day Time	In Time	Out Time	Pit Time	T. Pit Time	Handicap	Diff.
1	16:13:23.193	16:13:23.193	16:16:46.223	3:23.030	3:23.030		
2	16:36:26.376	16:36:26.376	16:41:07.410	4:41.034	8:04.064		
3	16:54:49.034	16:54:49.034	17:02:56.779	8:07.745	16:11.809		

**73** Axel Van Straaten Porsche 992 GT3 Cup

PROAM Remi Van Straaten Axel Van Straaten / Orhès Racing

N°	In Day Time	In Time	Out Time	Pit Time	T. Pit Time	Handicap	Diff.
1	16:17:10.732	16:17:10.732	16:18:39.802	1:29.070	1:29.070		
2	16:28:26.816	16:28:26.816	16:31:16.078	2:49.262	4:18.332		
3	16:46:03.889	16:46:03.889	16:49:36.321	3:32.432	7:50.764		

**77** Jori Ala-Jyrä Porsche 992 GT3 Cup

AM Alex Reimann EST1 Racing

N°	In Day Time	In Time	Out Time	Pit Time	T. Pit Time	Handicap	Diff.
1	16:39:09.023	16:39:09.023	16:41:14.866	2:05.843	2:05.843		

**80** Iván Velasco Ferrari 488 Challenge Evo

PROAM Jorge Cabezas Mertel Motorsport

N°	In Day Time	In Time	Out Time	Pit Time	T. Pit Time	Handicap	Diff.
1	16:30:44.321	16:30:44.321	16:34:10.272	3:25.951	3:25.951		
2	16:46:34.543	16:46:34.543	17:02:38.905	16:04.362	19:30.313		

**90** Shintaro Akatsu Porsche 992 GT3 Cup

PROAM Enrico Fulgenzi Enrico Fulgenzi Racing

N°	In Day Time	In Time	Out Time	Pit Time	T. Pit Time	Handicap	Diff.
1	16:10:19.457	16:10:19.457	16:11:21.360	1:01.903	1:01.903		
2	16:29:21.727	16:29:21.727	16:33:02.690	3:40.963	4:42.866		
3	16:43:37.171	16:43:37.171	16:48:49.582	5:12.411	9:55.277		

**111** Fabio Fabiani Porsche 911 GT3 Cup gen 2

AM Stefano Zerbi Eugenio Pisani / SP Racing

N°	In Day Time	In Time	Out Time	Pit Time	T. Pit Time	Handicap	Diff.
1	16:27:06.465	16:27:06.465	16:31:02.452	3:55.987	3:55.987		
2	16:52:57.359	16:52:57.359	17:02:54.288	9:56.929	13:52.916		

**116** Evgenii Leonov Porsche 992 GT3 Cup

PROAM Adam Christodolou Volcano Motorsport

N°	In Day Time	In Time	Out Time	Pit Time	T. Pit Time	Handicap	Diff.
1	16:23:35.107	16:23:35.107	16:26:17.452	2:42.345	2:42.345		
2	16:28:28.322	16:28:28.322	16:31:12.397	2:44.075	5:26.420		
3	16:40:57.679	16:40:57.679	16:45:27.922	4:30.243	9:56.663		

**119** Stefano Bozzoni Ferrari 488 Challenge Evo

AM Fernando Navarrete Mertel Motorsport

N°	In Day Time	In Time	Out Time	Pit Time	T. Pit Time	Handicap	Diff.
1	16:29:40.805	16:29:40.805	16:36:15.845	6:35.040	6:35.040		

**166** Roberto Fecchio Porsche 992 GT3 Cup

AM Brian Lavio GDL Racing

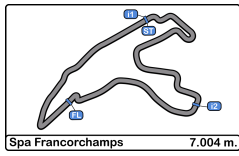
N°	In Day Time	In Time	Out Time	Pit Time	T. Pit Time	Handicap	Diff.
1	16:49:36.939	16:49:36.939	16:52:35.962	2:59.023	2:59.023		

**169** Alexandre Bochez Ferrari 488 Challenge

AM Mikaël Bochez Kessel Racing

N°	In Day Time	In Time	Out Time	Pit Time	T. Pit Time	Handicap	Diff.
1	16:17:07.757	16:17:07.757	16:24:44.520	7:36.763	7:36.763		
2	16:39:58.737	16:39:58.737	16:42:26.935	2:28.198	10:04.961		





Spa Francorchamps  
 GT Cup Europe  
 Free Practice - 2  
 Weather Report



**Air Temperature**  
 Sin datos disponibles

**Track Temperature**  
 Sin datos disponibles

**Humidity**  
 Sin datos disponibles

**Pressure**  
 Sin datos disponibles

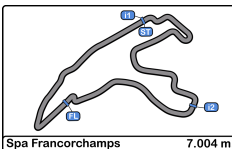
**Wind Speed**  
 Sin datos disponibles

**Wind direction**  
 North = 0°/360° Est = 90° South = 180° West= 270°  
 Sin datos disponibles



CIRCUIT DE SPA  
 FRANCORCHAMPS





**Spa Francorchamps**  
**GT Cup Europe**  
**Free Practice - 1 - 2**  
**Combined Results**



Cls	N°	Entrant/Team	Nat	Driver 1	Nat	Driver 2	Nat	Vehicle	Cat	Cls	Laps	FP1	FP2	Best	Gap	Interval	Km/h		
1	90	Enrico Fulgenzi Racing	ITA	Shintaro Akatsu	JPN	Enrico Fulgenzi	ITA	Porsche 992 GT3 Cup	PROAM	1	27	2:23.029	4	2:34.584	6	2:23.029	176.2		
2	81	Mertel Motorsport	DEU	Luca Ludwig	DEU	Axel Satingen	DEU	Ferrari 488 Challenge Evo	PROAM	2	18	2:23.653	10	2:33.412	5	2:23.653	0.624	0.624	175.5
3	119	Mertel Motorsport	DEU	Stefano Bozzoni	ITA	Fernando Navarrete	ESP	Ferrari 488 Challenge Evo	AM	1	21	2:24.903	3	2:38.813	5	2:24.903	1.874	1.250	174.0
4	44	Eugenio Pisani / SP Racing	ITA	Eugenio Pisani	ITA	Stefano Zanini	MCO	Porsche 911 GT3 Cup gen 2	PROAM	3	25	2:25.788	5	2:26.534	9	2:25.788	2.759	0.885	172.9
5	67	GDL Racing	SMR	Gianluca De Lorenzi	ITA	Stefano Borghi	ITA	Porsche 992 GT3 Cup	AM	2	22	2:26.312	8	2:28.244	3	2:26.312	3.283	0.524	172.3
6	68	GDL Racing	SMR	Samuele Bosio	ITA	Glauco Solieri	ITA	Porsche 992 GT3 Cup	AM	3	28	2:26.590	5	2:28.811	11	2:26.590	3.561	0.278	172.0
7	116	Volcano Motorsport	ESP	Evgenii Leonov	IND	Adam Christodolou	GBR	Porsche 992 GT3 Cup	PROAM	4	27	2:26.605	11	2:28.140	10	2:26.605	3.576	0.015	171.9
8	80	Mertel Motorsport	DEU	Iván Velasco	ESP	Jorge Cabezas	ESP	Ferrari 488 Challenge Evo	PROAM	5	24	2:26.698	10	2:27.656	8	2:26.698	3.669	0.093	171.8
9	73	Axel Van Straaten / Orhès Racing	FRA	Axel Van Straaten	FRA	Remi Van Straaten	FRA	Porsche 992 GT3 Cup	PROAM	6	27	2:27.006	4	2:27.833	10	2:27.006	3.977	0.308	171.5
10	57	Q1-trackracing	BEL	Fidel Castillo	ESP	Nicolas Vandierendonck	BEL	Porsche 992 GT3 Cup	PROAM	7	28	2:27.331	8	2:28.024	14	2:27.331	4.302	0.325	171.1
11	77	EST1 Racing	EST	Jori Ala-Jyrä	EST	Alex Reimann	EST	Porsche 992 GT3 Cup	AM	4	30	2:28.637	6	2:28.112	9	2:28.112	5.083	0.781	170.2
12	52	Q1-trackracing	BEL	Xander Przybylak	BEL	Laurent Vandervelde	BEL	Porsche 992 GT3 Cup	AM	5	29	2:30.557	11	2:28.182	2	2:28.182	5.153	0.070	170.1
13	21	Camil Perian / R01 Racing by Varu Nicu	ROU	Camil Perian	ROU	Florin Tincescu	ROU	Porsche 911 GT3 Cup gen 2	AM	6	30	2:28.537	7	2:28.526	15	2:28.526	5.497	0.344	169.7
14	169	Kessel Racing	CHE	Alexandre Bochez	CHE	Mikaël Bochez	CHE	Ferrari 488 Challenge	AM	7	26	2:32.256	6	2:29.117	12	2:29.117	6.088	0.591	169.0
15	166	GDL Racing	SMR	Roberto Fecchio	ITA	Brian Lavio	CHE	Porsche 992 GT3 Cup	AM	8	29	2:32.529	8	2:32.629	11	2:32.529	9.500	3.412	165.3
16	111	Eugenio Pisani / SP Racing	ITA	Fabio Fabiani	ITA	Stefano Zerbi	ITA	Porsche 911 GT3 Cup gen 2	AM	9	25	2:33.053	5	2:33.171	12	2:33.053	10.024	0.524	164.7
17	70	GDL Racing	SMR	Roberto Bosio	ITA	Maurizio Fondi	ITA	Porsche 911 GT3 Cup gen 2	AM	10	25	2:40.453	10	2:39.555	13	2:39.555	16.526	6.502	158.0

**\* PENALTIES**

- CAR 77 TIME 11:12:41.082 DELETED TRACK LIMITS AT T 17
- CAR 166 TIME 4:18.581 DELETED TRACK LIMITS AT T 17
- CAR 116 TIME 3:06.898 DELETED TRACK LIMITS AT T 4
- CAR 90 TIME 2:22.386 DELETED TRACK LIMITS AT T 19 + NEXT LAP
- CAR 44 TIME 2:27.123 DELETED TRACK LIMITS AT T 4
- CAR 52 TIME 2:31.109 DELETED TRACK LIMITS AT T 4
- CAR 77 TIME 2:31.830 DELETED TRACK LIMITS AT T 17
- CAR 166 TIME 2:39.026 DELETED TRACK LIMITS AT T 17
- CAR 52 TIME 2:40.006 DELETED TRACK LIMITS AT T 17
- CAR 57 TIME 2:38.837 DELETED TRACK LIMITS AT T 17
- CAR 116 TIME 2:25.732 DELETED TRACK LIMITS AT T 4
- CAR 77 TIME 2:29.396 DELETED TRACK LIMITS AT T 17
- CAR 166 TIME 2:35.621 DELETED TRACK LIMITS AT T 17
- CAR 77 TIME 2:29.179 DELETED TRACK LIMITS AT T 17
- CAR 119 TIME 2:23.997 DELETED TRACK LIMITS AT T 17
- CAR 67 TIME 2:26.115 DELETED TRACK LIMITS AT T 17

Published at:.....

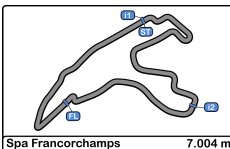
**Race Director:**

**Timekeeper:**

Luis Angel García Nuñez

JOB-1605-ESP/M





**Spa Francorchamps**  
**GT Cup Europe**  
**Free Practice - 1 - 2**  
**Combined Results**



- CAR 52 TIME 5:38.404 DELETED TRACK LIMITS AT T 17
- CAR 57 TIME 2:28.111 DELETED TRACK LIMITS AT T 17
- CAR 116 TIME 2:26.306 DELETED TRACK LIMITS AT T 4
- CAR 90 TIME 2:26.775 DELETED TRACK LIMITS AT T 4
- CAR 70 TIME 2:42.525 DELETED TRACK LIMITS AT T 17
- CAR 67 TIME 3:45.889 DELETED TRACK LIMITS AT T 17
- CAR 111 TIME 2:38.471 DELETED TRACK LIMITS AT T 17
- CAR 70 TIME 2:59.363 DELETED TRACK LIMITS AT T 4
- CAR 77 TIME 2:27.750 DELETED TRACK LIMITS AT T 17
- CAR 90 TIME 2:22.681 DELETED TRACK LIMITS AT T17
- CAR 166 TIME 2:43.302 DELETED TRACK LIMITS AT T 17
- CAR 57 TIME 2:27.709 DELETED TRACK LIMITS AT T 17
- CAR 67 TIME 2:26.558 DELETED TRACK LIMITS AT T 17
- CAR 111 TIME 2:33.572 DELETED TRACK LIMITS AT T 4
- CAR 67 TIME 2:26.376 DELETED TRACK LIMITS AT T 4
- CAR 90 TIME 3:40.347 DELETED TRACK LIMITS AT T 19
- CAR 77 TIME 2:45.029 DELETED TRACK LIMITS AT T 17
- CAR 52 TIME 2:29.791 DELETED TRACK LIMITS AT T 17
- CAR 116 TIME 2:30.690 DELETED TRACK LIMITS AT T 17
- CAR 90 TIME 2:27.329 DELETED TRACK LIMITS AT T 19
- CAR 166 TIME 2:33.662 DELETED TRACK LIMITS AT T 19
- CAR 81 TIME 2:24.705 DELETED TRACK LIMITS AT T 17
- CAR 73 TIME 2:29.452 DELETED TRACK LIMITS AT T 17
- CAR 90 TIME 2:26.241 DELETED TRACK LIMITS AT T 19
- CAR 166 TIME 2:33.013 DELETED TRACK LIMITS AT T 19
- CAR 116 TIME 2:26.856 DELETED TRACK LIMITS AT T 17
- CAR 68 TIME 2:32.338 DELETED TRACK LIMITS AT T 17
- CAR 90 TIME 2:23.386 DELETED TRACK LIMITS AT T 19
- CAR 90 TIME 2:23.386 DELETED TRACK LIMITS AT T 19

Published at:.....

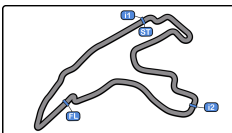
**Race Director:**

**Timekeeper:** Luis Angel García Nuñez

JOB-1605-ESP/M







Spa Francorchamps  
 GT Cup Europe  
 Free Practice - 3 -bronze drivers-  
 Provisional Results



Cls	Nº	Entrant/Team	Nat	Driver 1	Nat	Driver 2	Nat	Vehicle	Cat	Cls	Laps	Best	Time	Gap	Interval	Km/h
1	119	Mertel Motorsport	DEU	Stefano Bozzoni	ITA	Fernando Navarrete	ESP	Ferrari 488 Challenge Evo	AM	1	9	4	2:22.818			176.5
2	80	Mertel Motorsport	DEU	Iván Velasco	ESP	Jorge Cabezas	ESP	Ferrari 488 Challenge Evo	PROAM	1	9	3	2:25.897	3.079	3.079	172.8
3	21	Camil Perian / R01 Racing by Varu Nicu	ROU	Camil Perian	ROU	Florin Tincescu	ROU	Porsche 911 GT3 Cup gen 2	AM	2	11	3	2:27.013	4.195	1.116	171.5
4	68	GDL Racing	SMR	Samuele Bosio	ITA	Glauco Solieri	ITA	Porsche 992 GT3 Cup	AM	3	10	9	2:27.566	4.748	0.553	170.8
5	81	Mertel Motorsport	DEU	Luca Ludwig	DEU	Axel Sartingen	DEU	Ferrari 488 Challenge Evo	PROAM	2	11	10	2:27.794	4.976	0.228	170.6
6	57	Q1-trackracing	BEL	Fidel Castillo	ESP	Nicolas Vandierendonck	BEL	Porsche 992 GT3 Cup	PROAM	3	9	3	2:27.994	5.176	0.200	170.3
7	166	GDL Racing	SMR	Roberto Fecchio	ITA	Juuso Puhakka	ESP	Porsche 992 GT3 Cup	PROAM	4	11	7	2:30.957	8.139	2.963	167.0
8	169	Kessel Racing	CHE	Alexandre Bochez	CHE	Mikaël Bochez	CHE	Ferrari 488 Challenge	AM	4	11	7	2:31.501	8.683	0.544	166.4
9	52	Q1-trackracing	BEL	Xander Przybylak	BEL	Laurent Vandervelde	BEL	Porsche 992 GT3 Cup	AM	5	9	6	2:32.239	9.421	0.738	165.6
10	77	EST1 Racing	EST	Jori Ala-Jyrä	EST	Alex Reimann	EST	Porsche 992 GT3 Cup	AM	6	9	8	2:32.306	9.488	0.067	165.5
11	67	GDL Racing	SMR	Gianluca De Lorenzi	ITA	Stefano Borghi	ITA	Porsche 992 GT3 Cup	AM	7	8	4	2:32.873	10.055	0.567	164.9
12	111	Eugenio Pisani / SP Racing	ITA	Fabio Fabiani	ITA	Stefano Zerbi	ITA	Porsche 911 GT3 Cup gen 2	AM	8	9	8	2:33.878	11.060	1.005	163.8
13	70	GDL Racing	SMR	Roberto Bosio	ITA	Maurizio Fondi	ITA	Porsche 911 GT3 Cup gen 2	AM	9	10	3	2:35.933	13.115	2.055	161.7
14	73	Axel Van Straaten / Orhès Racing	FRA	Axel Van Straaten	FRA	Remi Van Straaten	FRA	Porsche 992 GT3 Cup	PROAM	5	11	9	4:38.869	2:16.051	2:02.936	90.4
15	90	Enrico Fulgenzi Racing / Enrico Fulgenzi	ITA	Shintaro Akatsu	JPN	Enrico Fulgenzi	ITA	Porsche 992 GT3 Cup	PROAM	6	7	5	5:11.925	2:49.107	33.056	80.8
16	44	Eugenio Pisani / SP Racing	ITA	Eugenio Pisani	ITA	Stefano Zanini	MCO	Porsche 911 GT3 Cup gen 2	PROAM	7	8	4	5:38.978	3:16.160	27.053	74.3

Published at:.....

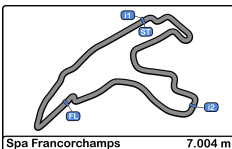
Track Temp: 20.0 °C Air Temp: 13.2 °C Humidity: 59 % Track Status: DRY

Race Director:

Timekeeper: Luis Angel García Nuñez

*[Signature]*  
 JOB-1605-ESP/M





Spa Francorchamps  
GT Cup Europe  
Free Practice - 3 -bronze drivers-  
Provisional Results by Category



AM																
Cls	N°	Entrant/Team	Nat	Driver 1	Nat	Driver 2	Nat	Vehicle	Cat	Cls	Laps	Best	Time	Gap	Interval	Km/h
1	119	Mertel Motorsport	DEU	Stefano Bozzoni	ITA	Fernando Navarrete	ESP	Ferrari 488 Challenge Evo	AM	1	9	4	2:22.818			176.5
2	21	Camil Perian / R01 Racing by Varu Nicu	ROU	Camil Perian	ROU	Florin Tincescu	ROU	Porsche 911 GT3 Cup gen 2	AM	2	11	3	2:27.013	4.195	4.195	171.5
3	68	GDL Racing	SMR	Samuele Bosio	ITA	Glauco Solieri	ITA	Porsche 992 GT3 Cup	AM	3	10	9	2:27.566	4.748	0.553	170.8
4	169	Kessel Racing	CHE	Alexandre Bochez	CHE	Mikaël Bochez	CHE	Ferrari 488 Challenge	AM	4	11	7	2:31.501	8.683	3.935	166.4
5	52	Q1-trackracing	BEL	Xander Przybylak	BEL	Laurent Vandervelde	BEL	Porsche 992 GT3 Cup	AM	5	9	6	2:32.239	9.421	0.738	165.6
6	77	EST1 Racing	EST	Jori Ala-Jyrä	EST	Alex Reimann	EST	Porsche 992 GT3 Cup	AM	6	9	8	2:32.306	9.488	0.067	165.5
7	67	GDL Racing	SMR	Gianluca De Lorenzi	ITA	Stefano Borghi	ITA	Porsche 992 GT3 Cup	AM	7	8	4	2:32.873	10.055	0.567	164.9
8	111	Eugenio Pisani / SP Racing	ITA	Fabio Fabiani	ITA	Stefano Zerbi	ITA	Porsche 911 GT3 Cup gen 2	AM	8	9	8	2:33.878	11.060	1.005	163.8
9	70	GDL Racing	SMR	Roberto Bosio	ITA	Maurizio Fondi	ITA	Porsche 911 GT3 Cup gen 2	AM	9	10	3	2:35.933	13.115	2.055	161.7

PROAM																
Cls	N°	Entrant/Team	Nat	Driver 1	Nat	Driver 2	Nat	Vehicle	Cat	Cls	Laps	Best	Time	Gap	Interval	Km/h
1	80	Mertel Motorsport	DEU	Iván Velasco	ESP	Jorge Cabezas	ESP	Ferrari 488 Challenge Evo	PROAM	1	9	3	2:25.897			172.8
2	81	Mertel Motorsport	DEU	Luca Ludwig	DEU	Axel Sartigen	DEU	Ferrari 488 Challenge Evo	PROAM	2	11	10	2:27.794	1.897	1.897	170.6
3	57	Q1-trackracing	BEL	Fidel Castillo	ESP	Nicolas Vandierendonck	BEL	Porsche 992 GT3 Cup	PROAM	3	9	3	2:27.994	2.097	0.200	170.3
4	166	GDL Racing	SMR	Roberto Fecchio	ITA	Juuso Puhakka	ESP	Porsche 992 GT3 Cup	PROAM	4	11	7	2:30.957	5.060	2.963	167.0
5	73	Axel Van Straaten / Orhès Racing	FRA	Axel Van Straaten	FRA	Remi Van Straaten	FRA	Porsche 992 GT3 Cup	PROAM	5	11	9	4:38.869	2:12.972	2:07.912	90.4
6	90	Enrico Fulgenzi Racing / Enrico Fulgenzi	ITA	Shintaro Akatsu	JPN	Enrico Fulgenzi	ITA	Porsche 992 GT3 Cup	PROAM	6	7	5	5:11.925	2:46.028	33.056	80.8
7	44	Eugenio Pisani / SP Racing	ITA	Eugenio Pisani	ITA	Stefano Zanini	MCO	Porsche 911 GT3 Cup gen 2	PROAM	7	8	4	5:38.978	3:13.081	27.053	74.3

Published at:.....

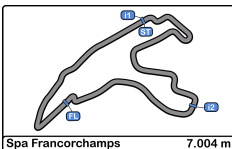
Track Temp: 20.0 °C Air Temp: 13.2 °C Humidity: 59 % Track Status: DRY

Race Director:

Timekeeper: Luis Angel García Nuñez

JOB-1605-ESP/M





Spa Francorchamps  
 GT Cup Europe  
 Free Practice - 3 -bronze drivers-  
 Provisional Results by Class



GT Open Cup Europe																
Cls	Nº	Entrant/Team	Nat	Driver 1	Nat	Driver 2	Nat	Vehicle	Cat	Cls	Laps	Best	Time	Gap	Interval	Km/h
1	119	Mertel Motorsport	DEU	Stefano Bozzoni	ITA	Fernando Navarrete	ESP	Ferrari 488 Challenge Evo	GT Cup	1	9	4	2:22.818			176.5
2	80	Mertel Motorsport	DEU	Iván Velasco	ESP	Jorge Cabezas	ESP	Ferrari 488 Challenge Evo	GT Cup	2	9	3	2:25.897	3.079	3.079	172.8
3	21	Camil Perian / R01 Racing by Varu Nicu	ROU	Camil Perian	ROU	Florin Tincescu	ROU	Porsche 911 GT3 Cup gen 2	GT Cup	3	11	3	2:27.013	4.195	1.116	171.5
4	68	GDL Racing	ITA	Samuele Bosio	ITA	Glauco Solieri	ITA	Porsche 992 GT3 Cup	GT Cup	4	10	9	2:27.566	4.748	0.553	170.8
5	81	Mertel Motorsport	DEU	Luca Ludwig	DEU	Axel Sartenen	DEU	Ferrari 488 Challenge Evo	GT Cup	5	11	10	2:27.794	4.976	0.228	170.6
6	57	Q1-trackracing	BEL	Fidel Castillo	ESP	Nicolas Vandierendonck	BEL	Porsche 992 GT3 Cup	GT Cup	6	9	3	2:27.994	5.176	0.200	170.3
7	166	GDL Racing	SMR	Roberto Fecchio	ITA	Juuso Puhakka	ESP	Porsche 992 GT3 Cup	GT Cup	7	11	7	2:30.957	8.139	2.963	167.0
8	169	Kessel Racing	CHE	Alexandre Bochez	CHE	Mikaël Bochez	CHE	Ferrari 488 Challenge	GT Cup	8	11	7	2:31.501	8.683	0.544	166.4
9	52	Q1-trackracing	BEL	Xander Przybylak	BEL	Laurent Vandervelde	BEL	Porsche 992 GT3 Cup	GT Cup	9	9	6	2:32.239	9.421	0.738	165.6
10	77	EST1 Racing	EST	Jori Ala-Jyrä	EST	Alex Reimann	EST	Porsche 992 GT3 Cup	GT Cup	10	9	8	2:32.306	9.488	0.067	165.5
11	67	GDL Racing	SMR	Gianluca De Lorenzi	ITA	Stefano Borghi	ITA	Porsche 992 GT3 Cup	GT Cup	11	8	4	2:32.873	10.055	0.567	164.9
12	111	Eugenio Pisani / SP Racing	ITA	Fabio Fabiani	ITA	Stefano Zerbi	ITA	Porsche 911 GT3 Cup gen 2	GT Cup	12	9	8	2:33.878	11.060	1.005	163.8
13	70	GDL Racing	SMR	Roberto Bosio	ITA	Maurizio Fondi	ITA	Porsche 911 GT3 Cup gen 2	GT Cup	13	10	3	2:35.933	13.115	2.055	161.7
14	73	Axel Van Straaten / Orhès Racing	FRA	Axel Van Straaten	FRA	Remi Van Straaten	FRA	Porsche 992 GT3 Cup	GT Cup	14	11	9	4:38.869	2:16.051	2:02.936	90.4
15	90	Enrico Fulgenzi Racing / Enrico Fulgenzi	ITA	Shintaro Akatsu	JPN	Enrico Fulgenzi	ITA	Porsche 992 GT3 Cup	GT Cup	15	7	5	5:11.925	2:49.107	33.056	80.8
16	44	Eugenio Pisani / SP Racing	ITA	Eugenio Pisani	ITA	Stefano Zanini	MCO	Porsche 911 GT3 Cup gen 2	GT Cup	16	8	4	5:38.978	3:16.160	27.053	74.3

Published at:.....

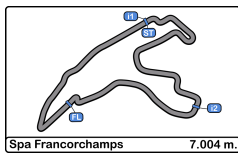
Track Temp: 20.0 °C Air Temp: 13.2 °C Humidity: 59 % Track Status: DRY

Race Director:

Timekeeper: Luis Angel García Nuñez

*[Signature]*  
 JOB-1605-ESP/M





**Spa Francorchamps**  
**GT Cup Europe**  
**Free Practice - 3 -bronze drivers-**  
**Lap Analysis**



**21** Camil Perian Porsche 911 GT3 Cup gen 2 **67** Gianluca De Lorenzi Porsche 992 GT3 Cup  
 AM Florin Tincescu Camil Perian / R01 Racing by Varu AM Stefano Borghi GDL Racing

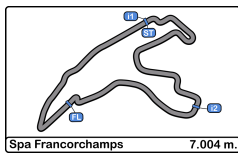
Lap D	Time	Sector 1	Sector 2	Sector 3	T. Spd	Elapsed	Lap D	Time	Sector 1	Sector 2	Sector 3	T. Spd	Elapsed
1	9:02:29.041	9:00:32.846	1:15.923	40.272	195.6	9:02:29.041	1	9:10:03.306	9:08:05.790	1:18.543	<b>38.973</b>	166.4	9:10:03.306
2	2:32.487	42.552	1:11.175	38.760	229.2	9:05:01.528	2	5:01.474 P	1:20.850	2:03.935	1:36.689	138.8	9:15:04.780
3	<b>2:27.013</b>	40.828	<b>1:08.440</b>	<b>37.745</b>	262.1	9:07:28.541	3	5:42.720	3:48.013	1:14.128	40.579	221.7	9:20:47.500
4	<del>2:34.069</del>	41.275	1:10.880	38.914	260.8	9:09:59.610	4	<b>2:32.873</b>	42.349	<b>1:10.932</b>	39.592	247.1	9:23:20.373
5	3:21.379 P	41.044	1:35.459	1:04.876	232.2	9:13:20.989	5	3:00.930 P	42.160	1:15.838	1:02.932	238.9	9:26:21.303
6	6:56.047	4:58.396	1:14.734	42.917	178.8	9:20:17.036	6	4:46.733	2:54.653	1:12.154	39.926	243.7	9:31:08.036
7	2:35.010	43.839	1:12.015	39.156	218.1	9:22:52.046	7	2:32.960	<b>41.252</b>	1:11.721	39.987	258.3	9:33:40.996
8	3:08.599 P	41.738	1:24.461	1:02.400	224.5	9:26:00.645	8	3:25.624 P	47.720	1:20.733	1:17.171	248.2	9:37:06.620
9	5:44.026	3:55.700	1:09.626	38.700	235.2	9:31:44.671	<b>68</b> Samuele Bosio Porsche 992 GT3 Cup						
10	2:32.518	<b>40.740</b>	1:09.587	42.191	263.4	9:34:17.189	AM Glauco Solieri GDL Racing						
11	3:50.544 P	59.971	1:38.882	1:11.691	82.8	9:38:07.733							

Lap D	Time	Sector 1	Sector 2	Sector 3	T. Spd	Elapsed	Lap D	Time	Sector 1	Sector 2	Sector 3	T. Spd	Elapsed
1	9:08:09.196	9:05:51.712	1:27.438	50.046	150.0	9:08:09.196	1	9:03:03.144	9:00:59.325	1:21.922	41.897	183.0	9:03:03.144
2	2:32.732	42.859	1:11.071	<b>38.802</b>	236.8	9:10:41.928	2	2:57.341	41.713	1:08.567	1:07.061	259.6	9:06:00.485
3	4:33.214 P	55.504	1:53.759	1:43.951	137.7	9:15:15.142	3	2:28.821	41.566	1:09.034	38.221	260.8	9:08:29.306
4	<b>5:38.978</b>	3:40.149	1:15.167	43.662	209.3	9:20:54.120	4	2:40.926 P	41.342	1:08.679	50.905	258.9	9:11:10.232
5	<del>2:34.423</del>	42.167	<b>1:09.653</b>	39.303	257.1	9:23:25.243	5	10:24.909	8:35.484	1:10.549	38.876	226.4	9:21:35.141
6	3:31.009 P	41.968	1:33.989	1:15.052	185.2	9:26:56.252	6	2:27.247	41.128	<b>1:08.256</b>	<b>37.863</b>	260.2	9:24:02.388
7	<del>6:03.626</del>	4:04.900	1:13.150	45.576	219.0	9:32:59.878	7	3:43.416 P	55.029	1:31.291	1:17.096	148.3	9:27:45.804
8	3:07.471 P	<b>41.734</b>	1:15.267	1:10.470	257.1	9:36:07.349	8	3:38.487	1:40.928	1:13.810	43.749	213.0	9:31:24.291
							<b>70</b> Roberto Bosio Porsche 911 GT3 Cup gen 2						
							AM Maurizio Fondi GDL Racing						

Lap D	Time	Sector 1	Sector 2	Sector 3	T. Spd	Elapsed	Lap D	Time	Sector 1	Sector 2	Sector 3	T. Spd	Elapsed
1	9:03:21.133	9:00:52.961	1:38.143	50.029	133.8	9:03:21.133	1	9:04:13.754	9:02:07.931	1:22.932	42.891	121.8	9:04:13.754
2	2:47.197	48.455	1:18.236	40.506	213.4	9:06:08.330	2	<del>2:41.364</del>	43.019	1:15.198	43.147	212.1	9:06:55.118
3	3:03.326	43.897	1:31.115	48.314	182.7	9:09:11.656	3	<b>2:35.933</b>	41.914	1:13.108	40.911	234.7	9:09:31.051
4	3:16.781 P	46.416	1:33.804	56.561	170.8	9:12:28.437	4	3:06.055 P	43.319	1:23.257	59.479	247.7	9:12:37.106
5	7:55.821	6:06.187	1:11.269	38.365	201.1	9:20:24.258	5	8:37.374	6:41.831	1:15.554	<b>39.989</b>	184.9	9:21:14.480
6	<b>2:32.239</b>	41.260	1:10.655	40.324	260.2	9:22:56.497	6	<del>2:35.040</del>	41.674	1:12.838	40.528	226.8	9:23:49.520
7	3:11.456 P	41.266	1:24.456	1:05.734	252.9	9:26:07.953	7	3:37.643 P	56.354	1:33.073	1:08.216	156.9	9:27:27.163
8	<del>6:36.392</del>	4:48.219	<b>1:09.898</b>	<b>38.275</b>	208.0	9:32:44.345	8	3:58.098	2:02.603	1:14.425	41.070	220.8	9:31:25.261
9	2:47.027 P	<b>40.692</b>	1:09.971	56.364	260.2	9:35:31.372	9	3:06.358	<b>40.876</b>	<b>1:10.693</b>	1:14.789	242.1	9:34:31.619
							<b>73</b> Axel Van Straaten Porsche 992 GT3 Cup						
							PROAM Remi Van Straaten Axel Van Straaten / Orhès Racing						

Lap D	Time	Sector 1	Sector 2	Sector 3	T. Spd	Elapsed	Lap D	Time	Sector 1	Sector 2	Sector 3	T. Spd	Elapsed					
1	9:03:23.500	9:01:27.222	1:14.626	41.652	160.0	9:03:23.500	1	9:03:12.107	9:00:57.501	1:29.394	45.212	164.1	9:03:12.107					
2	2:28.901	41.630	1:09.140	38.131	255.3	9:05:52.401	2	<del>2:36.413</del>	43.838	1:12.436	40.139	218.6	9:05:48.520					
3	<b>2:27.994</b>	41.671	1:08.744	<b>37.579</b>	258.9	9:08:20.395	3	<del>2:30.400</del>	41.217	1:09.824	39.059	257.1	9:08:18.620					
4	2:43.933 P	42.216	1:11.570	50.147	243.7	9:11:04.328	4	2:31.675	40.940	1:09.935	40.800	257.7	9:10:50.295					
5	10:53.097	9:01.152	1:13.158	38.787	215.5	9:21:57.425	5	4:39.900 P	58.892	2:00.686	1:40.322	147.1	9:15:30.195					
6	2:41.276 P	<b>41.149</b>	<b>1:08.320</b>	51.807	257.1	9:24:38.701	6	5:34.826	3:45.528	1:10.535	<b>38.763</b>	224.0	9:21:05.021					
7	6:38.773	4:47.728	1:11.111	39.934	236.3	9:31:17.474	7	<del>2:32.358</del>	40.902	<b>1:09.271</b>	42.185	261.5	9:23:37.379					
8	2:29.361	41.780	1:09.437	38.144	252.9	9:33:46.835	8	3:31.584 P	45.631	1:35.698	1:10.255	163.6	9:27:08.963					
9	3:23.001 P	45.023	1:22.042	1:15.936	181.2	9:37:09.836	9	<b>4:38.869</b>	2:49.445	1:09.893	39.531	240.5	9:31:47.832					
							10	2:36.376	<b>40.644</b>	1:10.282	45.450	262.7	9:34:24.208					
							11	3:48.591 P	59.152	1:40.856	1:08.583	121.2	9:38:12.799					





Spa Francorchamps  
GT Cup Europe  
Free Practice - 3 -bronze drivers-  
Lap Analysis



**77** Jori Ala-Jyrä Porsche 992 GT3 Cup **111** Fabio Fabiani Porsche 911 GT3 Cup gen 2  
AM Alex Reimann EST1 Racing AM Stefano Zerbi Eugenio Pisani / SP Racing

Lap	D	Time	Sector 1	Sector 2	Sector 3	T. Spd	Elapsed	Lap	D	Time	Sector 1	Sector 2	Sector 3	T. Spd	Elapsed
1		9:03:53.212	9:01:29.674	1:34.003	49.535	117.2	9:03:53.212	1		9:03:50.105	9:01:47.972	1:19.842	42.291	198.1	9:03:50.105
2		2:38.418	45.991	1:13.639	38.788	210.5	9:06:31.630	2		2:34.118	42.078	1:12.025	40.015	256.5	9:06:24.223
3		<del>2:31.459</del>	41.952	1:09.466	39.741	243.2	9:09:02.789	3		2:54.034 P	41.807	1:15.710	56.517	246.0	9:09:18.257
4		2:54.426 P	40.630	1:10.847	1:02.949	264.0	9:11:57.215	4		10:50.728	8:50.987	1:19.425	40.316	219.9	9:20:08.985
5		9:41.616	7:53.403	1:09.960	38.253	238.4	9:21:38.831	5		2:35.383	41.787	1:12.274	41.322	255.3	9:22:44.368
6		2:47.590 P	41.871	1:09.660	56.059	250.5	9:24:26.421	6		3:06.824 P	41.506	1:19.157	1:06.161	251.7	9:25:51.192
7		6:42.673	4:53.861	1:10.380	38.432	240.0	9:31:09.094	7		5:39.544	3:43.306	1:15.058	41.180	195.6	9:31:30.736
8		2:32.306	42.083	1:10.406	39.817	257.7	9:33:41.400	8		2:33.878	42.356	1:12.206	39.316	262.1	9:34:04.614
9		3:21.304 P	42.178	1:23.705	1:15.421	255.9	9:37:02.704	9		3:49.332 P	1:03.905	1:39.566	1:05.861	81.0	9:37:53.946

**80** Iván Velasco Ferrari 488 Challenge Evo **119** Stefano Bozzoni Ferrari 488 Challenge Evo  
PROAM Jorge Cabezas Mertel Motorsport AM Fernando Navarrete Mertel Motorsport

Lap	D	Time	Sector 1	Sector 2	Sector 3	T. Spd	Elapsed	Lap	D	Time	Sector 1	Sector 2	Sector 3	T. Spd	Elapsed
1		9:02:44.249 P	9:00:38.692	1:14.071	51.486	225.4	9:02:44.249	1		9:02:21.153	9:00:32.541	1:10.294	38.318	221.3	9:02:21.153
2		4:22.509	2:34.246	1:10.546	37.717	233.2	9:07:06.758	2		2:24.055	40.456	1:06.747	36.852	265.3	9:04:45.208
3		2:25.897	41.150	1:08.097	36.650	235.8	9:09:32.655	3		2:23.142	39.826	1:06.757	36.559	267.9	9:07:08.350
4		3:03.146 P	40.994	1:22.860	59.292	264.0	9:12:35.801	4		2:22.818	39.360	1:06.918	36.540	263.4	9:09:31.168
5		11:14.281	9:24.582	1:10.763	38.936	218.1	9:23:50.082	5		3:07.721 P	43.563	1:24.901	59.257	194.2	9:12:38.889
6		3:35.503 P	54.539	1:32.926	1:08.038	136.5	9:27:25.585	6		11:45.576 P	8:03.606	1:18.016	2:23.954	128.5	9:24:24.465
7		4:14.010	2:26.141	1:10.156	37.713	217.7	9:31:39.595	7		7:10.180	5:15.458	1:14.562	40.160	205.7	9:31:34.645
8		2:34.043	40.820	1:09.014	44.209	236.3	9:34:13.638	8		2:37.061	42.050	1:12.387	42.624	226.4	9:34:11.706
9		3:45.346 P	57.714	1:40.192	1:07.440	80.1	9:37:58.984	9		3:44.392 P	58.008	1:40.278	1:06.106	81.4	9:37:56.098

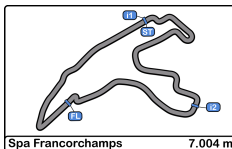
**81** Luca Ludwig Ferrari 488 Challenge Evo **166** Roberto Fecchio Porsche 992 GT3 Cup  
PROAM Axel Sartigen Mertel Motorsport PROAM Juuso Puhakka GDL Racing

Lap	D	Time	Sector 1	Sector 2	Sector 3	T. Spd	Elapsed	Lap	D	Time	Sector 1	Sector 2	Sector 3	T. Spd	Elapsed
1		9:02:35.249	9:00:38.692	1:15.943	40.614	171.7	9:02:35.249	1		9:03:06.539	9:00:53.832	1:30.001	42.706	154.2	9:03:06.539
2		2:31.575	42.207	1:10.618	38.750	248.2	9:05:06.824	2		2:35.812	43.112	1:13.870	38.830	236.8	9:05:42.351
3		2:31.401	41.505	1:11.305	38.591	250.5	9:07:38.225	3		<del>2:33.433</del>	41.646	1:13.171	38.616	244.3	9:08:15.784
4		2:30.062	41.601	1:10.130	38.331	251.1	9:10:08.287	4		2:30.631	41.042	1:10.890	38.699	255.3	9:10:46.415
5		3:21.468 P	43.736	1:26.426	1:11.306	208.8	9:13:29.755	5		4:38.147 P	56.506	2:04.860	1:36.781	147.9	9:15:24.562
6		7:53.224	5:46.656	1:23.162	43.406	194.5	9:21:22.979	6		5:46.351	3:53.803	1:13.707	38.841	235.2	9:21:10.913
7		2:29.511	41.877	1:09.319	38.315	255.3	9:23:52.490	7		2:30.957	41.443	1:10.796	38.718	253.5	9:23:41.870
8		3:48.460 P	1:00.376	1:34.394	1:13.690	144.1	9:27:40.950	8		3:28.181 P	43.370	1:34.198	1:10.613	186.5	9:27:10.051
9		3:41.877	1:41.609	1:14.497	45.771	222.6	9:31:22.827	9		4:06.523	2:14.044	1:13.174	39.305	226.4	9:31:16.574
10		2:27.794	41.141	1:08.861	37.792	259.6	9:33:50.621	10		2:32.228	41.600	1:11.703	38.925	251.7	9:33:48.802
11		3:22.736 P	42.070	1:25.118	1:15.548	175.8	9:37:13.357	11		3:24.208 P	41.750	1:22.936	1:19.522	187.8	9:37:13.010

**90** Shintaro Akatsu Porsche 992 GT3 Cup **169** Alexandre Bochez Ferrari 488 Challenge  
PROAM Enrico Fulgenzi Enrico Fulgenzi Racing / Enrico AM Mikaël Bochez Kessel Racing

Lap	D	Time	Sector 1	Sector 2	Sector 3	T. Spd	Elapsed	Lap	D	Time	Sector 1	Sector 2	Sector 3	T. Spd	Elapsed
1		9:10:15.770 P	9:08:11.019	1:14.546	50.205	206.1	9:10:15.770	1		9:03:09.147	9:01:02.977	1:24.342	41.828	151.4	9:03:09.147
2		9:47.765	7:55.966	1:12.265	39.534	240.5	9:20:03.535	2		2:35.463	44.025	1:12.421	39.017	226.8	9:05:44.610
3		<del>2:35.478</del>	42.884	1:12.853	39.741	254.1	9:22:39.013	3		<del>2:29.928</del>	41.664	1:10.419	37.845	252.3	9:08:14.538
4		3:05.202 P	41.983	1:17.639	1:05.580	256.5	9:25:44.215	4		2:28.420	40.987	1:09.874	37.559	247.7	9:10:42.958
5		5:11.925	3:20.760	1:12.261	38.904	218.6	9:30:56.140	5		4:40.022 P	56.596	2:07.746	1:35.680	77.0	9:15:22.980
6		<del>2:30.404</del>	41.838	1:09.267	39.296	260.2	9:33:26.541	6		4:56.478	3:07.446	1:10.470	38.562	233.7	9:20:19.458
7		2:58.047 P	41.593	1:18.789	57.665	261.5	9:36:24.588	7		2:31.501	41.419	1:11.077	39.005	243.7	9:22:50.959
8								8		3:07.628 P	41.901	1:24.668	1:01.059	223.1	9:25:58.587
9								9		4:58.663	3:08.564	1:11.148	38.951	225.4	9:30:57.250
10								10		2:32.728	41.245	1:10.300	41.183	249.4	9:33:29.978
11								11		3:24.602 P	41.717	1:33.001	1:09.884	249.4	9:36:54.580



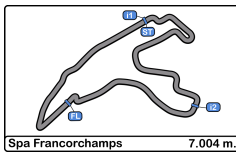


Spa Francorchamps  
 GT Cup Europe  
 Free Practice - 3 -bronze drivers-  
**Best Sectors Results**



Sector - 1			Sector - 2			Sector - 3			Ideal Lap vs Best Lap		
Clas	Nº Driver	Time	Nº Driver	Time	Nº Driver	Time	Clas	Nº Driver	Ideal Lap	Best Lap	Clas
1	119 Bozzoni - Navarrete	39.360	119 Bozzoni - Navarrete	1:06.747	119 Bozzoni - Navarrete	36.540	1	119 Bozzoni - Navarrete	2:22.647	2:22.818	1
2	77 Ala-Jyrä - Reimann	40.630	80 Velasco - Cabezas	1:08.097	80 Velasco - Cabezas	36.650	2	80 Velasco - Cabezas	2:25.567	2:25.897	2
3	73 Van Straaten - Van Straaten	40.644	68 Bosio - Solieri	1:08.256	169 Bochez - Bochez	37.559	3	68 Bosio - Solieri	2:26.820	2:27.566	4
4	52 Przybylak - Vandervelde	40.692	57 Castillo - Vandierendonck	1:08.320	57 Castillo - Vandierendonck	37.579	4	21 Perian - Tincescu	2:26.925	2:27.013	3
5	68 Bosio - Solieri	40.701	21 Perian - Tincescu	1:08.440	21 Perian - Tincescu	37.745	5	57 Castillo - Vandierendonck	2:27.048	2:27.994	6
6	21 Perian - Tincescu	40.740	81 Ludwig - Sartingen	1:08.861	81 Ludwig - Sartingen	37.792	6	81 Ludwig - Sartingen	2:27.794	2:27.794	5
7	80 Velasco - Cabezas	40.820	90 Akatsu - Fulgenzi	1:09.267	68 Bosio - Solieri	37.863	7	77 Ala-Jyrä - Reimann	2:28.349	2:32.306	10
8	70 Bosio - Fondi	40.876	73 Van Straaten - Van Straaten	1:09.271	77 Ala-Jyrä - Reimann	38.253	8	169 Bochez - Bochez	2:28.420	2:31.501	8
9	169 Bochez - Bochez	40.987	77 Ala-Jyrä - Reimann	1:09.466	52 Przybylak - Vandervelde	38.275	9	73 Van Straaten - Van Straaten	2:28.678	4:38.869	14
10	166 Fecchio - Puhakka	41.042	44 Pisani - Zanini	1:09.653	166 Fecchio - Puhakka	38.616	10	52 Przybylak - Vandervelde	2:28.865	2:32.239	9
11	81 Ludwig - Sartingen	41.141	169 Bochez - Bochez	1:09.874	73 Van Straaten - Van Straaten	38.763	11	90 Akatsu - Fulgenzi	2:29.764	5:11.925	15
12	57 Castillo - Vandierendonck	41.149	52 Przybylak - Vandervelde	1:09.898	44 Pisani - Zanini	38.802	12	44 Pisani - Zanini	2:30.189	5:38.978	16
13	67 De Lorenzi - Borghi	41.252	70 Bosio - Fondi	1:10.693	90 Akatsu - Fulgenzi	38.904	13	166 Fecchio - Puhakka	2:30.454	2:30.957	7
14	111 Fabiani - Zerbi	41.506	166 Fecchio - Puhakka	1:10.796	67 De Lorenzi - Borghi	38.973	14	67 De Lorenzi - Borghi	2:31.157	2:32.873	11
15	90 Akatsu - Fulgenzi	41.593	67 De Lorenzi - Borghi	1:10.932	111 Fabiani - Zerbi	39.316	15	70 Bosio - Fondi	2:31.558	2:35.933	13
16	44 Pisani - Zanini	41.734	111 Fabiani - Zerbi	1:12.025	70 Bosio - Fondi	39.989	16	111 Fabiani - Zerbi	2:32.847	2:33.878	12



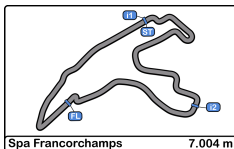


Spa Francorchamps  
 GT Cup Europe  
 Free Practice - 3 -bronze drivers-  
 Best 5 Lap Times



Cl	N°	Entrant/Team	Nat	Driver 1	Nat	Driver 2	Nat	Vehicle	Cat	Cl	Best 1		Best 2		Best 3		Best 4		Best 5	
											Time	Lap	Time	Lap	Time	Lap	Time	Lap	Time	Lap
1	119	Mertel Motorsport	DEU	Stefano Bozzoni	ITA	Fernando Navarrete	ESP	Ferrari 488 Challenge Evo	AM	1	2:22.818	4	2:23.142	3	2:24.055	2	2:37.061	8	7:10.180	7
2	80	Mertel Motorsport	DEU	Iván Velasco	ESP	Jorge Cabezas	ESP	Ferrari 488 Challenge Evo	PROAM	1	2:25.897	3	2:34.043	8	4:14.010	7	4:22.509	2	11:14.28	5
3	21	Camil Perian / R01 Racing by Varu Nicu	ROU	Camil Perian	ROU	Florin Tincescu	ROU	Porsche 911 GT3 Cup gen 2	AM	2	2:27.013	3	2:32.487	2	2:32.518	10	2:35.010	7	5:44.026	9
4	68	GDL Racing	SMR	Samuele Bosio	ITA	Glauco Solieri	ITA	Porsche 992 GT3 Cup	AM	3	2:27.566	9	2:28.821	3	2:57.341	2	3:38.487	8	10:24.90	5
5	81	Mertel Motorsport	DEU	Luca Ludwig	DEU	Axel Sartenen	DEU	Ferrari 488 Challenge Evo	PROAM	2	2:27.794	10	2:29.511	7	2:30.062	4	2:31.401	3	2:31.575	2
6	57	Q1-trackracing	BEL	Fidel Castillo	ESP	Nicolas Vandierendonck	BEL	Porsche 992 GT3 Cup	PROAM	3	2:27.994	3	2:28.901	2	2:29.361	8	6:38.773	7	10:53.09	5
7	166	GDL Racing	SMR	Roberto Fecchio	ITA	Juuso Puhakka	ESP	Porsche 992 GT3 Cup	PROAM	4	2:30.957	7	2:32.228	10	2:35.812	2	4:06.523	9	5:46.351	6
8	169	Kessel Racing	CHE	Alexandre Bochez	CHE	Mikaël Bochez	CHE	Ferrari 488 Challenge	AM	4	2:31.501	7	2:32.728	10	2:35.463	2	4:56.478	6	4:58.663	9
9	52	Q1-trackracing	BEL	Xander Przybylak	BEL	Laurent Vandervelde	BEL	Porsche 992 GT3 Cup	AM	5	2:32.239	6	2:47.197	2	3:03.326	3	7:55.821	5		
10	77	EST1 Racing	EST	Jori Ala-Jyrä	EST	Alex Reimann	EST	Porsche 992 GT3 Cup	AM	6	2:32.306	8	2:38.418	2	6:42.673	7	9:41.616	5		
11	67	GDL Racing	SMR	Gianluca De Lorenzi	ITA	Stefano Borghi	ITA	Porsche 992 GT3 Cup	AM	7	2:32.873	4	2:32.960	7	4:46.733	6	5:42.720	3		
12	111	Eugenio Pisani / SP Racing	ITA	Fabio Fabiani	ITA	Stefano Zerbi	ITA	Porsche 911 GT3 Cup gen 2	AM	8	2:33.878	8	2:34.118	2	2:35.383	5	2:54.034	3	5:39.544	7
13	70	GDL Racing	SMR	Roberto Bosio	ITA	Maurizio Fondi	ITA	Porsche 911 GT3 Cup gen 2	AM	9	2:35.933	3	3:58.098	8	8:37.374	5				
14	73	Axel Van Straaten / Ohéès Racing	FRA	Axel Van Straaten	FRA	Remi Van Straaten	FRA	Porsche 992 GT3 Cup	PROAM	5	4:38.869	9	5:34.826	6						
15	90	Enrico Fulgenzi Racing / Enrico Fulgenzi	ITA	Shintaro Akatsu	JPN	Enrico Fulgenzi	ITA	Porsche 992 GT3 Cup	PROAM	6	5:11.925	5	9:47.765	2						
16	44	Eugenio Pisani / SP Racing	ITA	Eugenio Pisani	ITA	Stefano Zanini	MCO	Porsche 911 GT3 Cup gen 2	PROAM	7	5:38.978	4								





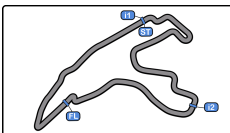
Spa Francorchamps  
GT Cup Europe  
Free Practice - 3 -bronze drivers-  
Best 5 Top Speeds



Cl	N°	Entrant/Team	Nat	Driver 1	Nat	Driver 2	Nat	Vehicle	Cat	Cl	Top 1		Top 2		Top 3		Top 4		Top 5		Avg
											Km/h	Lap	Km/h	Lap	Km/h	Lap	Km/h	Lap	Km/h	Lap	
1	119	Mertel Motorsport	DEU	Stefano Bozzoni	ITA	Fernando Navarrete	ESP	Ferrari 488 Challenge Evo	AM	1	267.9	3	265.3	2	263.4	4	226.4	8	221.3	1	248.8
2	77	EST1 Racing	EST	Jori Ala-Jyrä	EST	Alex Reimann	EST	Porsche 992 GT3 Cup	AM	2	264.0	4	257.7	8	255.9	9	250.5	6	243.2	3	254.3
3	80	Mertel Motorsport	DEU	Iván Velasco	ESP	Jorge Cabezas	ESP	Ferrari 488 Challenge Evo	PROAM	1	264.0	4	236.3	8	235.8	3	233.2	2	225.4	1	238.9
4	21	Camil Perian / R01 Racing by Varu Nicu	ROU	Camil Perian	ROU	Florin Tincescu	ROU	Porsche 911 GT3 Cup gen 2	AM	3	263.4	10	262.1	3	260.8	4	235.2	9	232.2	5	250.7
5	73	Axel Van Straaten / Orhès Racing	FRA	Axel Van Straaten	FRA	Remi Van Straaten	FRA	Porsche 992 GT3 Cup	PROAM	2	262.7	10	261.5	7	257.7	4	257.1	3	240.5	9	255.9
6	111	Eugenio Pisani / SP Racing	ITA	Fabio Fabiani	ITA	Stefano Zerbi	ITA	Porsche 911 GT3 Cup gen 2	AM	4	262.1	8	256.5	2	255.3	5	251.7	6	246.0	3	254.3
7	90	Enrico Fulgenzi Racing / Enrico Fulgenzi	ITA	Shintaro Akatsu	JPN	Enrico Fulgenzi	ITA	Porsche 992 GT3 Cup	PROAM	3	261.5	7	260.2	6	256.5	4	254.1	3	240.5	2	254.5
8	68	GDL Racing	SMR	Samuele Bosio	ITA	Glauco Solieri	ITA	Porsche 992 GT3 Cup	AM	5	260.8	3	260.8	9	260.2	6	259.6	2	258.9	4	260.1
9	52	Q1-trackracing	BEL	Xander Przybylak	BEL	Laurent Vandervelde	BEL	Porsche 992 GT3 Cup	AM	6	260.2	6	260.2	9	252.9	7	213.4	2	208.0	8	238.9
10	81	Mertel Motorsport	DEU	Luca Ludwig	DEU	Axel Sarten	DEU	Ferrari 488 Challenge Evo	PROAM	4	259.6	10	255.3	7	251.1	4	250.5	3	248.2	2	252.9
11	57	Q1-trackracing	BEL	Fidel Castillo	ESP	Nicolas Vandierendonck	BEL	Porsche 992 GT3 Cup	PROAM	5	258.9	3	257.1	6	255.3	2	252.9	8	243.7	4	253.6
12	67	GDL Racing	SMR	Gianluca De Lorenzi	ITA	Stefano Borghi	ITA	Porsche 992 GT3 Cup	AM	7	258.3	7	248.2	8	247.1	4	243.7	6	238.9	5	247.3
13	44	Eugenio Pisani / SP Racing	ITA	Eugenio Pisani	ITA	Stefano Zanini	MCO	Porsche 911 GT3 Cup gen 2	PROAM	6	257.1	5	257.1	8	236.8	2	219.0	7	209.3	4	235.8
14	166	GDL Racing	SMR	Roberto Fecchio	ITA	Juuso Puhakka	ESP	Porsche 992 GT3 Cup	PROAM	7	255.3	4	253.5	7	251.7	10	244.3	3	236.8	2	248.3
15	169	Kessel Racing	CHE	Alexandre Bochez	CHE	Mikaël Bochez	CHE	Ferrari 488 Challenge	AM	8	252.3	3	249.4	10	249.4	11	247.7	4	243.7	7	248.5
16	70	GDL Racing	SMR	Roberto Bosio	ITA	Maurizio Fondi	ITA	Porsche 911 GT3 Cup gen 2	AM	9	247.7	4	242.1	9	234.7	3	226.8	6	220.8	8	234.4







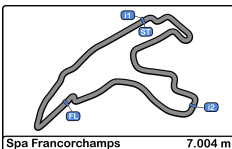
Spa Francorchamps  
 GT Cup Europe  
 Free Practice - 3 -bronze drivers-  
 Fastest Laps Sequence



Spa Francorchamps 7.004 m.

Lap	Time of Day	Session Time	Nº Entrant/Team	Nat	Driver 1	Nat	Driver 2	Nat	Vehicle	Cat	Time	Km/h
2	9:04:45.208	4:45.208	119 Mertel Motorsport		Stefano Bozzoni		Fernando Navarrete		Ferrari 488 Challenge Evo	AM	2:24.055	175.0
3	9:07:08.350	7:08.350	119 Mertel Motorsport		Stefano Bozzoni		Fernando Navarrete		Ferrari 488 Challenge Evo	AM	2:23.142	176.1
4	9:09:31.168	9:31.168	119 Mertel Motorsport		Stefano Bozzoni		Fernando Navarrete		Ferrari 488 Challenge Evo	AM	2:22.818	176.5



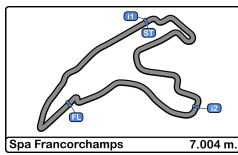


**Spa Francorchamps**  
**GT Cup Europe**  
**Free Practice - 3 -bronze drivers-**  
**Event Best Maximum Speed**



N°	Entrant/Team	Nat	Driver 1	Nat	Driver 2	Nat	Vehicle	Cat	Km/h	Session
44	Eugenio Pisani / SP Racing	ITA	Eugenio Pisani	ITA	Stefano Zanini	MCO	Porsche 911 GT3 Cup gen 2	PROAM	269.3	Free Practice - 1
80	Mertel Motorsport	DEU	Iván Velasco	ESP	Jorge Cabezas	ESP	Ferrari 488 Challenge Evo	PROAM	269.3	Free Practice - 2
90	Enrico Fulgenzi Racing / Enrico Fulgenzi	ITA	Shintaro Akatsu	JPN	Enrico Fulgenzi	ITA	Porsche 992 GT3 Cup	PROAM	267.9	Free Practice - 1
119	Mertel Motorsport	DEU	Stefano Bozzoni	ITA	Fernando Navarrete	ESP	Ferrari 488 Challenge Evo	AM	267.9	Free Practice - 3 -bronze drivers-
116	Volcano Motorsport	ESP	Evgenii Leonov	IND	Adam Christodolou	GBR	Porsche 992 GT3 Cup	PROAM	267.3	Free Practice - 1
81	Mertel Motorsport	DEU	Luca Ludwig	DEU	Axel Sartingen	DEU	Ferrari 488 Challenge Evo	PROAM	266.6	Free Practice - 1
169	Kessel Racing	CHE	Alexandre Bochez	CHE	Mikaël Bochez	CHE	Ferrari 488 Challenge	AM	264.7	Free Practice - 2
21	Camil Perian / R01 Racing by Varu Nicu	ROU	Camil Perian	ROU	Florin Tincescu	ROU	Porsche 911 GT3 Cup gen 2	AM	264.7	Free Practice - 2
68	GDL Racing	SMR	Samuele Bosio	ITA	Glauco Solieri	ITA	Porsche 992 GT3 Cup	AM	264.0	Free Practice - 2
77	EST1 Racing	EST	Jori Ala-Jyrä	EST	Alex Reimann	EST	Porsche 992 GT3 Cup	AM	264.0	Free Practice - 3 -bronze drivers-
52	Q1-trackracing	BEL	Xander Przybylak	BEL	Laurent Vandervelde	BEL	Porsche 992 GT3 Cup	AM	263.4	Free Practice - 2
111	Eugenio Pisani / SP Racing	ITA	Fabio Fabiani	ITA	Stefano Zerbi	ITA	Porsche 911 GT3 Cup gen 2	AM	262.7	Free Practice - 1
73	Axel Van Straaten / Orhès Racing	FRA	Axel Van Straaten	FRA	Remi Van Straaten	FRA	Porsche 992 GT3 Cup	PROAM	262.7	Free Practice - 3 -bronze drivers-
67	GDL Racing	ITA	Gianluca De Lorenzi	ITA	Stefano Borghi	ITA	Porsche 992 GT3 Cup	AM	262.1	Free Practice - 1
57	Q1-trackracing	BEL	Fidel Castillo	ESP	Nicolas Vandierendonck	BEL	Porsche 992 GT3 Cup	PROAM	260.2	Free Practice - 2
70	GDL Racing	SMR	Roberto Bosio	ITA	Maurizio Fondi	ITA	Porsche 911 GT3 Cup gen 2	AM	258.3	Free Practice - 1
166	GDL Racing	SMR	Roberto Fecchio	ITA	Juuso Puhakka	ESP	Porsche 992 GT3 Cup	PROAM	257.1	Free Practice - 2





**Spa Francorchamps**  
**GT Cup Europe**  
**Free Practice - 3 -bronze drivers-**  
**Pit Stop Analysis**



**21** Camil Perian Porsche 911 GT3 Cup gen 2

N°	In Day Time	In Time	Out Time	Pit Time	T. Pit Time	Handicap	Diff.
1	9:13:15.337	9:13:15.337	9:17:47.819	4:32.482	4:32.482		
2	9:25:55.019	9:25:55.019	9:29:29.905	3:34.886	8:07.368		
3	9:38:01.985	9:38:01.985	9:38:32.282	30.297	8:37.665		

**44** Eugenio Pisani Porsche 911 GT3 Cup gen 2

N°	In Day Time	In Time	Out Time	Pit Time	T. Pit Time	Handicap	Diff.
1	9:15:07.037	9:15:07.037	9:18:24.861	3:17.824	3:17.824		
2	9:26:50.854	9:26:50.854	9:30:32.650	3:41.796	6:59.620		

**52** Xander Przybylak Porsche 992 GT3 Cup

N°	In Day Time	In Time	Out Time	Pit Time	T. Pit Time	Handicap	Diff.
1	9:12:22.995	9:12:22.995	9:18:05.543	5:42.548	5:42.548		
2	9:26:01.672	9:26:01.672	9:30:28.850	4:27.178	10:09.726		

**57** Fidel Castillo Porsche 992 GT3 Cup

N°	In Day Time	In Time	Out Time	Pit Time	T. Pit Time	Handicap	Diff.
1	9:10:58.917	9:10:58.917	9:19:34.223	8:35.306	8:35.306		
2	9:24:33.320	9:24:33.320	9:28:58.825	4:25.505	13:00.811		

**67** Gianluca De Lorenzi Porsche 992 GT3 Cup

N°	In Day Time	In Time	Out Time	Pit Time	T. Pit Time	Handicap	Diff.
1	9:14:58.523	9:14:58.523	9:18:23.573	3:25.050	3:25.050		
2	9:26:12.026	9:26:12.026	9:28:46.536	2:34.510	5:59.560		

**68** Samuele Bosio Porsche 992 GT3 Cup

N°	In Day Time	In Time	Out Time	Pit Time	T. Pit Time	Handicap	Diff.
1	9:11:04.817	9:11:04.817	9:19:16.420	8:11.603	8:11.603		
2	9:27:40.247	9:27:40.247	9:28:57.553	1:17.306	9:28.909		

**70** Roberto Bosio Porsche 911 GT3 Cup gen 2

N°	In Day Time	In Time	Out Time	Pit Time	T. Pit Time	Handicap	Diff.
1	9:12:31.588	9:12:31.588	9:18:47.447	6:15.859	6:15.859		
2	9:27:20.975	9:27:20.975	9:29:00.891	1:39.916	7:55.775		
3	9:38:13.380	9:38:13.380	9:38:39.168	25.788	8:21.563		

**73** Axel Van Straaten Porsche 992 GT3 Cup

N°	In Day Time	In Time	Out Time	Pit Time	T. Pit Time	Handicap	Diff.
1	9:15:24.737	9:15:24.737	9:18:43.007	3:18.270	3:18.270		
2	9:27:03.564	9:27:03.564	9:29:31.828	2:28.264	5:46.534		
3	9:38:05.992	9:38:05.992	9:38:34.127	28.135	6:14.669		

**77** Jori Ala-Jyrä Porsche 992 GT3 Cup

N°	In Day Time	In Time	Out Time	Pit Time	T. Pit Time	Handicap	Diff.
1	9:11:51.267	9:11:51.267	9:19:23.418	7:32.151	7:32.151		
2	9:24:20.567	9:24:20.567	9:28:53.513	4:32.946	12:05.097		

**80** Iván Velasco Ferrari 488 Challenge Evo

N°	In Day Time	In Time	Out Time	Pit Time	T. Pit Time	Handicap	Diff.
1	9:02:38.917	9:02:38.917	9:04:51.797	2:12.880	2:12.880		
2	9:12:29.840	9:12:29.840	9:21:33.649	9:03.809	11:16.689		
3	9:27:19.849	9:27:19.849	9:29:25.456	2:05.607	13:22.296		
4	9:37:53.298	9:37:53.298	9:38:17.947	24.649	13:46.945		

**81** Luca Ludwig Ferrari 488 Challenge Evo

N°	In Day Time	In Time	Out Time	Pit Time	T. Pit Time	Handicap	Diff.
1	9:13:23.547	9:13:23.547	9:18:41.676	5:18.129	5:18.129		
2	9:27:35.366	9:27:35.366	9:28:54.375	1:19.009	6:37.138		

**90** Shintaro Akatsu Porsche 992 GT3 Cup

N°	In Day Time	In Time	Out Time	Pit Time	T. Pit Time	Handicap	Diff.
1	9:10:10.302	9:10:10.302	9:17:40.518	7:30.216	7:30.216		
2	9:25:38.719	9:25:38.719	9:28:34.794	2:56.075	10:26.291		

**111** Fabio Fabiani Porsche 911 GT3 Cup gen 2

N°	In Day Time	In Time	Out Time	Pit Time	T. Pit Time	Handicap	Diff.
1	9:09:13.195	9:09:13.195	9:10:43.264	1:30.069	1:30.069		
2	9:25:46.172	9:25:46.172	9:29:02.961	3:16.789	4:46.858		
3	9:37:48.525	9:37:48.525	9:38:12.856	24.331	5:11.189		

**119** Stefano Bozzoni Ferrari 488 Challenge Evo

N°	In Day Time	In Time	Out Time	Pit Time	T. Pit Time	Handicap	Diff.
1	9:12:33.601	9:12:33.601	9:20:08.013	7:34.412	7:34.412		
2	9:24:18.342	9:24:18.342	9:29:09.941	4:51.599	12:26.011		
3	9:37:50.348	9:37:50.348	9:38:15.108	24.760	12:50.771		

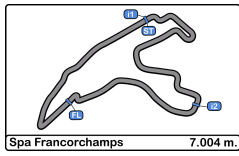
**166** Roberto Fecchio Porsche 992 GT3 Cup

N°	In Day Time	In Time	Out Time	Pit Time	T. Pit Time	Handicap	Diff.
1	9:15:18.828	9:15:18.828	9:18:49.357	3:30.529	3:30.529		
2	9:27:04.564	9:27:04.564	9:28:55.954	1:51.390	5:21.919		
3	9:37:01.523	9:37:01.523	9:38:05.490	1:03.967	6:25.886		

**169** Alexandre Bochez Ferrari 488 Challenge

N°	In Day Time	In Time	Out Time	Pit Time	T. Pit Time	Handicap	Diff.
1	9:15:17.291	9:15:17.291	9:18:03.997	2:46.706	2:46.706		
2	9:25:53.079	9:25:53.079	9:28:40.560	2:47.481	5:34.187		





Spa Francorchamps  
 GT Cup Europe  
 Free Practice - 3 -bronze drivers-  
**Weather Report**



**Air Temperature**

Sin datos disponibles

**Track Temperature**

Sin datos disponibles

**Humidity**

Sin datos disponibles

**Pressure**

Sin datos disponibles

**Wind Speed**

Sin datos disponibles

**Wind direction**

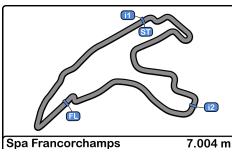
North = 0°/360° Est = 90° South = 180° West= 270°

Sin datos disponibles



CIRCUIT DE SPA FRANCORCHAMPS





**Spa Francorchamps**  
**GT Cup Europe**  
**Free Practice 1 - 2 - 3**  
**Combined Results**



Cls	N°	Entrant/Team	Nat	Driver 1	Nat	Driver 2	Nat	Vehicle	Cat	Cls	Laps	FP1	FP2	FP3	Best	Gap	Interval	Km/h			
1	119	Mertel Motorsport	DEU	Stefano Bozzoni	ITA	Fernando Navarrete	ESP	Ferrari 488 Challenge Evo	AM	1	30	2:24.903	3	2:38.813	5	2:22.818	4	<b>2:22.818</b>			176.5
2	90	Enrico Fulgenzi Racing / Enrico Fulgenzi	ITA	Shintaro Akatsu	JPN	Enrico Fulgenzi	ITA	Porsche 992 GT3 Cup	PROAM	1	34	<b>2:23.029</b>	4	2:34.584	6	5:11.925	5	<b>2:23.029</b>	0.211	0.211	176.2
3	81	Mertel Motorsport	DEU	Luca Ludwig	DEU	Axel Sartingen	DEU	Ferrari 488 Challenge Evo	PROAM	2	29	<b>2:23.653</b>	1	2:33.412	5	2:27.794	1	<b>2:23.653</b>	0.835	0.624	175.5
4	44	Eugenio Pisani / SP Racing	ITA	Eugenio Pisani	ITA	Stefano Zanini	MCO	Porsche 911 GT3 Cup gen 2	PROAM	3	33	<b>2:25.788</b>	5	2:26.534	9	5:38.978	4	<b>2:25.788</b>	2.970	2.135	172.9
5	80	Mertel Motorsport	DEU	Iván Velasco	ESP	Jorge Cabezas	ESP	Ferrari 488 Challenge Evo	PROAM	4	33	2:26.698	1	2:27.656	8	2:25.897	3	<b>2:25.897</b>	3.079	0.109	172.8
6	67	GDL Racing	SMR	Gianluca De Lorenzi	ITA	Stefano Borghi	ITA	Porsche 992 GT3 Cup	AM	2	30	<b>2:26.312</b>	8	2:28.244	3	2:32.873	4	<b>2:26.312</b>	3.494	0.415	172.3
7	68	GDL Racing	SMR	Samuele Bosio	ITA	Glauco Solieri	ITA	Porsche 992 GT3 Cup	AM	3	38	<b>2:26.590</b>	5	2:28.811	1	2:27.566	9	<b>2:26.590</b>	3.772	0.278	172.0
8	116	Volcano Motorsport	ESP	Evgenii Leonov	IND	Adam Christodolou	GBR	Porsche 992 GT3 Cup	PROAM	5	27	<b>2:26.605</b>	1	2:28.140	1			<b>2:26.605</b>	3.787	0.015	171.9
9	73	Axel Van Straaten / Ohnès Racing	FRA	Axel Van Straaten	FRA	Remi Van Straaten	FRA	Porsche 992 GT3 Cup	PROAM	6	38	<b>2:27.006</b>	4	2:27.833	1	4:38.869	9	<b>2:27.006</b>	4.188	0.401	171.5
10	21	Camil Perian / R01 Racing by Varu Nicu	ROU	Camil Perian	ROU	Florin Tincescu	ROU	Porsche 911 GT3 Cup gen 2	AM	4	41	2:28.537	7	2:28.526	1	2:27.013	3	<b>2:27.013</b>	4.195	0.007	171.5
11	57	Q1-trackracing	BEL	Fidel Castillo	ESP	Nicolas Vandierendonck	BEL	Porsche 992 GT3 Cup	PROAM	7	37	<b>2:27.331</b>	8	2:28.024	1	2:27.994	3	<b>2:27.331</b>	4.513	0.318	171.1
12	77	EST1 Racing	EST	Jori Ala-Jyrä	EST	Alex Reimann	EST	Porsche 992 GT3 Cup	AM	5	39	2:28.637	6	<b>2:28.112</b>	9	<b>2:32.306</b>	8	<b>2:28.112</b>	5.294	0.781	170.2
13	52	Q1-trackracing	BEL	Xander Przybylak	BEL	Laurent Vandervelde	BEL	Porsche 992 GT3 Cup	AM	6	38	2:30.557	1	<b>2:28.182</b>	2	<b>2:32.239</b>	6	<b>2:28.182</b>	5.364	0.070	170.1
14	169	Kessel Racing	CHE	Alexandre Bochez	CHE	Mikaël Bochez	CHE	Ferrari 488 Challenge	AM	7	37	2:32.256	6	<b>2:29.117</b>	1	<b>2:31.501</b>	7	<b>2:29.117</b>	6.299	0.935	169.0
15	166	GDL Racing	SMR	Roberto Fecchio	ITA	Juuso Puhakka	ESP	Porsche 992 GT3 Cup	PROAM	8	40	2:32.529	8	2:32.629	1	2:30.957	7	<b>2:30.957</b>	8.139	1.840	167.0
16	111	Eugenio Pisani / SP Racing	ITA	Fabio Fabiani	ITA	Stefano Zerbi	ITA	Porsche 911 GT3 Cup gen 2	AM	8	34	<b>2:33.053</b>	5	2:33.171	1	2:33.878	8	<b>2:33.053</b>	10.235	2.096	164.7
17	70	GDL Racing	SMR	Roberto Bosio	ITA	Maurizio Fondi	ITA	Porsche 911 GT3 Cup gen 2	AM	9	35	2:40.453	1	2:39.555	1	2:35.933	3	<b>2:35.933</b>	13.115	2.880	161.7

**\* PENALTIES**

- CAR 77 TIME 11:12:41.082 DELETED TRACK LIMITS AT T 17
- CAR 166 TIME 4:18.581 DELETED TRACK LIMITS AT T 17
- CAR 116 TIME 3:06.898 DELETED TRACK LIMITS AT T 4
- CAR 90 TIME 2:22.386 DELETED TRACK LIMITS AT T 19 + NEXT LAP
- CAR 44 TIME 2:27.123 DELETED TRACK LIMITS AT T 4
- CAR 52 TIME 2:31.109 DELETED TRACK LIMITS AT T 4
- CAR 77 TIME 2:31.830 DELETED TRACK LIMITS AT T 17
- CAR 166 TIME 2:39.026 DELETED TRACK LIMITS AT T 17
- CAR 52 TIME 2:40.006 DELETED TRACK LIMITS AT T 17
- CAR 57 TIME 2:38.837 DELETED TRACK LIMITS AT T 17
- CAR 116 TIME 2:25.732 DELETED TRACK LIMITS AT T 4
- CAR 77 TIME 2:29.396 DELETED TRACK LIMITS AT T 17
- CAR 166 TIME 2:35.621 DELETED TRACK LIMITS AT T 17
- CAR 77 TIME 2:29.179 DELETED TRACK LIMITS AT T 17
- CAR 119 TIME 2:23.997 DELETED TRACK LIMITS AT T 17
- CAR 67 TIME 2:26.115 DELETED TRACK LIMITS AT T 17

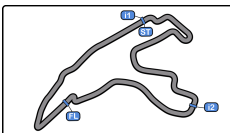
Published at:.....

**Race Director:**

**Timekeeper:** Luis Angel Garcia Nuñez

*[Signature]*  
 JOB-1605-ESP/M





**Spa Francorchamps**  
**GT Cup Europe**  
**Free Practice 1 - 2 - 3**



**Combined Results**

Spa Francorchamps 7.004 m.

- CAR 52 TIME 5:38.404 DELETED TRACK LIMITS AT T 17
- CAR 57 TIME 2:28.111 DELETED TRACK LIMITS AT T 17
- CAR 116 TIME 2:26.306 DELETED TRACK LIMITS AT T 4
- CAR 90 TIME 2:26.775 DELETED TRACK LIMITS AT T 4
- CAR 70 TIME 2:42.525 DELETED TRACK LIMITS AT T 17
- CAR 67 TIME 3:45.889 DELETED TRACK LIMITS AT T 17
- CAR 111 TIME 2:38.471 DELETED TRACK LIMITS AT T 17
- CAR 70 TIME 2:59.363 DELETED TRACK LIMITS AT T 4
- CAR 77 TIME 2:27.750 DELETED TRACK LIMITS AT T 17
- CAR 90 TIME 2:22.681 DELETED TRACK LIMITS AT T17
- CAR 166 TIME 2:43.302 DELETED TRACK LIMITS AT T 17
- CAR 57 TIME 2:27.709 DELETED TRACK LIMITS AT T 17
- CAR 67 TIME 2:26.558 DELETED TRACK LIMITS AT T 17
- CAR 111 TIME 2:33.572 DELETED TRACK LIMITS AT T 4
- CAR 67 TIME 2:26.376 DELETED TRACK LIMITS AT T 4
- CAR 90 TIME 3:40.347 DELETED TRACK LIMITS AT T 19
- CAR 77 TIME 2:45.029 DELETED TRACK LIMITS AT T 17
- CAR 52 TIME 2:29.791 DELETED TRACK LIMITS AT T 17
- CAR 116 TIME 2:30.690 DELETED TRACK LIMITS AT T 17
- CAR 90 TIME 2:27.329 DELETED TRACK LIMITS AT T 19
- CAR 166 TIME 2:33.662 DELETED TRACK LIMITS AT T 19
- CAR 81 TIME 2:24.705 DELETED TRACK LIMITS AT T 17
- CAR 73 TIME 2:29.452 DELETED TRACK LIMITS AT T 17
- CAR 90 TIME 2:26.241 DELETED TRACK LIMITS AT T 19
- CAR 166 TIME 2:33.013 DELETED TRACK LIMITS AT T 19
- CAR 116 TIME 2:26.856 DELETED TRACK LIMITS AT T 17
- CAR 68 TIME 2:32.338 DELETED TRACK LIMITS AT T 17
- CAR 90 TIME 2:23.386 DELETED TRACK LIMITS AT T 19
- CAR 90 TIME 2:23.386 DELETED TRACK LIMITS AT T 19

Published at:.....

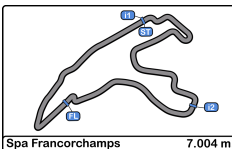
**Race Director:**

**Timekeeper:**

Luis Angel García Nuñez

JOB-1605-ESP/M





**Spa Francorchamps**  
**GT Cup Europe**  
**Qualifying - 1 Driver - 1**  
**Provisional Results**



Cls	Nº	Entrant/Team	Nat	Driver 1	Nat	Driver 2	Nat	Vehicle	Cat	Cls	Laps	Best	Time	Gap	Interval	Km/h
1	90	Enrico Fulgenzi Racing / Enrico Fulgenzi	ITA	Shintaro Akatsu	JPN	Enrico Fulgenzi	ITA	Porsche 992 GT3 Cup	PROAM	1	5	3	2:22.642			176.7
2	119	Mertel Motorsport	DEU	Stefano Bozzoni	ITA	Fernando Navarrete	ESP	Ferrari 488 Challenge Evo	AM	1	6	2	2:22.942	0.300	0.300	176.3
3	81	Mertel Motorsport	DEU	Luca Ludwig	DEU	Axel Sartingen	DEU	Ferrari 488 Challenge Evo	PROAM	2	6	4	2:23.583	0.941	0.641	175.6
4	80	Mertel Motorsport	DEU	Iván Velasco	ESP	Jorge Cabezas	ESP	Ferrari 488 Challenge Evo	PROAM	3	5	2	2:23.602	0.960	0.019	175.5
5	52	Q1-trackracing	BEL	Xander Przybylak	BEL	Laurent Vandervelde	BEL	Porsche 992 GT3 Cup	AM	2	6	6	2:25.271	2.629	1.669	173.5
6	116	Volcano Motorsport	ESP	Evgenii Leonov	MDA	Adam Christodolou	GBR	Porsche 992 GT3 Cup	PROAM	4	7	3	2:25.341	2.699	0.070	173.4
7	77	EST1 Racing	EST	Jori Ala-Jyrä	EST	Alex Reimann	EST	Porsche 992 GT3 Cup	AM	3	7	5	2:25.375	2.733	0.034	173.4
8	169	Kessel Racing	CHE	Alexandre Bochez	CHE	Mikaël Bochez	CHE	Ferrari 488 Challenge	AM	4	6	6	2:25.475	2.833	0.100	173.3
9	73	Axel Van Straaten / Orhès Racing	FRA	Axel Van Straaten	FRA	Remi Van Straaten	FRA	Porsche 992 GT3 Cup	PROAM	5	6	3	2:25.673	3.031	0.198	173.0
10	57	Q1-trackracing	BEL	Fidel Castillo	ESP	Nicolas Vandierendonck	BEL	Porsche 992 GT3 Cup	PROAM	6	6	3	2:26.035	3.393	0.362	172.6
11	68	GDL Racing	SMR	Samuele Bosio	ITA	Glauco Solieri	ITA	Porsche 992 GT3 Cup	AM	5	6	4	2:27.108	4.466	1.073	171.4
12	21	Camil Perian / R01 Racing by Varu Nicu	ROU	Camil Perian	ROU	Florin Tincescu	ROU	Porsche 911 GT3 Cup gen 2	AM	6	6	3	2:28.760	6.118	1.652	169.4
13	44	Eugenio Pisani / SP Racing	ITA	Eugenio Pisani	ITA	Stefano Zanini	MCO	Porsche 911 GT3 Cup gen 2	PROAM	7	6	2	2:28.866	6.224	0.106	169.3
14	67	GDL Racing	SMR	Gianluca De Lorenzi	ITA	Stefano Borghi	ITA	Porsche 992 GT3 Cup	AM	7	6	6	2:30.154	7.512	1.288	167.9
15	166	GDL Racing	SMR	Roberto Fecchio	ITA	Juuso Puhakka	ESP	Porsche 992 GT3 Cup	PROAM	8	6	3	2:30.257	7.615	0.103	167.8
16	111	Eugenio Pisani / SP Racing	ITA	Fabio Fabiani	ITA	Stefano Zerbi	ITA	Porsche 911 GT3 Cup gen 2	AM	8	5	4	2:31.909	9.267	1.652	165.9
17	70	GDL Racing	SMR	Roberto Bosio	ITA	Maurizio Fondi	ITA	Porsche 911 GT3 Cup gen 2	AM	9	6	1	11:28:18.3	11:25:55.	11:25:46.	00.0

**\* PENALTIES**

- CAR 77 TIME 2:27.356 DELETED TRACK LIMITS AT T 17 AND 19
- CAR 52 TIME 2:25.958 DELETED TRACK LIMITS AT T 4
- CAR 70 TIME 2:36.376 DELETED TRACK LIMITS AT T 4
- CAR 21 TIME 2:28.191 DELETED TRACK LIMITS AT T 19
- CAR 166 TIME 2:32.409 DELETED TRACK LIMITS AT T 19
- CAR 57 TIME 2:26.728 DELETED TRACK LIMITS AT T 17
- CAR 77 TIME 2:25.272 DELETED TRACK LIMITS AT T 19
- CAR 68 TIME 2:31.364 DELETED TRACK LIMITS AT T 4
- CAR 119 TIME 2:23.507 DELETED TRACK LIMITS AT T 19
- CAR 111 TIME 2:31.723 DELETED TRACK LIMITS AT T 4
- CAR 70 TIME 2:35.139 DELETED TRACK LIMITS AT T 4
- CAR 52 TIME 2:24.428 DELETED TRACK LIMITS AT T 17
- CAR 116 TIME 2:24.833 DELETED TRACK LIMITS AT T 4
- CAR 68 TIME 2:27.409 DELETED TRACK LIMITS AT T 17
- CAR 81 TIME 2:23.847 DELETED TRACK LIMITS AT T 17

Published at:.....

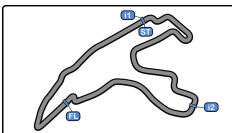
Track Temp: 33.1 °C Air Temp: 19.1 °C Humidity: 40 % Track Status: DRY

Race Director:

Timekeeper: Luis Angel García Nuñez

JOB-1605-ESP/M





**Spa Francorchamps**  
**GT Cup Europe**  
**Qualifying - 1 Driver - 1**



Spa Francorchamps 7.004 m.

**Provisional Results**

- CAR 67 TIME 2:29.241 DELETED TRACK LIMITS AT T 17
- CAR 70 TIME 2:34.685 DELETED TRACK LIMITS AT T 17
- CAR 77 TIME 2:26.415 DELETED TRACK LIMITS AT T 4
- CAR 116 TIME 2:25.992 DELETED TRACK LIMITS AT T 17
- CAR 52 TIME 2:25.278 DELETED TRACK LIMITS AT T 19
- CAR 67 TIME 2:29.064 DELETED TRACK LIMITS AT T 17
- CAR 166 TIME 2:30.631 DELETED TRACK LIMITS AT T 4
- CAR 119 TIME 2:23.202 DELETED TRACK LIMITS AT T 4
- CAR 77 TIME 2:26.244 DELETED TRACK LIMITS AT T 4
- CAR 21 TIME 2:28.795 DELETED TRACK LIMITS AT T 4
- CAR 68 TIME 2:35.313 DELETED TRACK LIMITS AT T 4
- CAR 73 TIME 2:25.587 DELETED TRACK LIMITS AT T 4
- CAR 166 TIME 2:30.230 DELETED TRACK LIMITS AT T 4
- CAR 68 TIME 2:39.522 DELETED TRACK LIMITS AT T 4
- CAR 73 TIME 2:34.674 DELETED TRACK LIMITS AT T 4
- CAR 81 TIME 2:38.702 DELETED TRACK LIMITS AT T 4
- CAR 70 TIME 2:48.457 DELETED TRACK LIMITS AT T 17
- CAR 166 TIME 2:29.652 DELETED TRACK LIMITS AT T 4
- CAR 44 TIME 2:27.609 DELETED TRACK LIMITS AT T 4
- CAR 70 TIME 2:33.653 DELETED TRACK LIMITS AT T 4
- CAR 116 TIME 2:39.619 DELETED TRACK LIMITS AT T 4

Published at:.....

Track Temp: **33.1 °C** Air Temp: **19.1 °C** Humidity: **40 %** Track Status: **DRY**

**Race Director:**

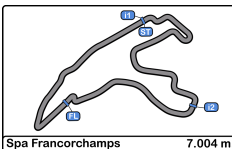
**Timekeeper:**

Luis Angel García Nuñez

JOB-1605-ESP/M







**Spa Francorchamps**  
**GT Cup Europe**  
**Qualifying - 1 Driver - 1**  
**Provisional Results by Category**



PROAM																
Cls	N°	Entrant/Team	Nat	Driver 1	Nat	Driver 2	Nat	Vehicle	Cat	Cls	Laps	Best	Time	Gap	Interval	Km/h
1	90	Enrico Fulgenzi Racing / Enrico Fulgenzi	ITA	Shintaro Akatsu	JPN	Enrico Fulgenzi	ITA	Porsche 992 GT3 Cup	PROAM	1	5	3	2:22.642			176.7
2	81	Mertel Motorsport	DEU	Luca Ludwig	DEU	Axel Saringen	DEU	Ferrari 488 Challenge Evo	PROAM	2	6	4	2:23.583	0.941	0.941	175.6
3	80	Mertel Motorsport	ESP	Iván Velasco	ESP	Jorge Cabezas	ESP	Ferrari 488 Challenge Evo	PROAM	3	5	2	2:23.602	0.960	0.019	175.5
4	116	Volcano Motorsport	ESP	Evgenii Leonov	MDA	Adam Christodolou	GBR	Porsche 992 GT3 Cup	PROAM	4	7	3	2:25.341	2.699	1.739	173.0
5	73	Axel Van Straaten / Orhès Racing	FRA	Axel Van Straaten	FRA	Remi Van Straaten	FRA	Porsche 992 GT3 Cup	PROAM	5	6	3	2:25.673	3.031	0.332	173.4
6	57	Q1-trackracing	BEL	Fidel Castillo	ESP	Nicolas Vandierendonck	BEL	Porsche 992 GT3 Cup	PROAM	6	6	3	2:26.035	3.393	0.362	172.6
7	44	Eugenio Pisani / SP Racing	ITA	Eugenio Pisani	ITA	Stefano Zanini	MCO	Porsche 911 GT3 Cup gen 2	PROAM	7	6	2	2:28.866	6.224	2.831	169.3
8	166	GDL Racing	SMR	Roberto Fecchio	ITA	Juuso Puhakka	ESP	Porsche 992 GT3 Cup	PROAM	8	6	3	2:30.257	7.615	1.391	167.8

AM																
Cls	N°	Entrant/Team	Nat	Driver 1	Nat	Driver 2	Nat	Vehicle	Cat	Cls	Laps	Best	Time	Gap	Interval	Km/h
1	119	Mertel Motorsport	DEU	Stefano Bozzoni	ITA	Fernando Navarrete	ESP	Ferrari 488 Challenge Evo	AM	1	6	2	2:22.942			176.3
2	52	Q1-trackracing	BEL	Xander Przybylak	BEL	Laurent Vandervelde	BEL	Porsche 992 GT3 Cup	AM	2	6	6	2:25.271	2.329	2.329	173.5
3	77	EST1 Racing	EST	Jori Ala-Jyrä	EST	Alex Reimann	EST	Porsche 992 GT3 Cup	AM	3	7	5	2:25.375	2.433	0.104	173.4
4	169	Kessel Racing	CHE	Alexandre Bochez	CHE	Mikaël Bochez	CHE	Ferrari 488 Challenge	AM	4	6	6	2:25.475	2.533	0.100	173.3
5	68	GDL Racing	SMR	Samuele Bosio	ITA	Glauco Solieri	ITA	Porsche 992 GT3 Cup	AM	5	6	4	2:27.108	4.166	1.633	171.4
6	21	Camil Perian / R01 Racing by Varu Nicu	ROU	Camil Perian	ITA	Florin Tincescu	ROU	Porsche 911 GT3 Cup gen 2	AM	6	6	3	2:28.760	5.818	1.652	169.4
7	67	GDL Racing	SMR	Gianluca De Lorenzi	ITA	Stefano Borghi	ITA	Porsche 992 GT3 Cup	AM	7	6	6	2:30.154	7.212	1.394	167.9
8	111	Eugenio Pisani / SP Racing	ITA	Fabio Fabiani	ITA	Stefano Zerbi	ITA	Porsche 911 GT3 Cup gen 2	AM	8	5	4	2:31.909	8.967	1.755	165.9
9	70	GDL Racing	SMR	Roberto Bosio	ITA	Maurizio Fondi	ITA	Porsche 911 GT3 Cup gen 2	AM	9	6	1	11:28:18.3	11:25:55.	11:25:46.	00.0

**\* PENALTIES**

- CAR 77 TIME 2:27.356 DELETED TRACK LIMITS AT T 17 AND 19
- CAR 52 TIME 2:25.958 DELETED TRACK LIMITS AT T 4
- CAR 70 TIME 2:36.376 DELETED TRACK LIMITS AT T 4
- CAR 21 TIME 2:28.191 DELETED TRACK LIMITS AT T 19
- CAR 166 TIME 2:32.409 DELETED TRACK LIMITS AT T 19
- CAR 57 TIME 2:26.728 DELETED TRACK LIMITS AT T 17
- CAR 77 TIME 2:25.272 DELETED TRACK LIMITS AT T 19
- CAR 68 TIME 2:31.364 DELETED TRACK LIMITS AT T 4
- CAR 119 TIME 2:23.507 DELETED TRACK LIMITS AT T 19
- CAR 111 TIME 2:31.723 DELETED TRACK LIMITS AT T 4
- CAR 70 TIME 2:35.139 DELETED TRACK LIMITS AT T 4

Published at:.....

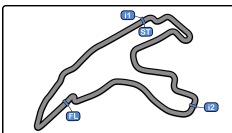
Track Temp: 33.1 °C Air Temp: 19.1 °C Humidity: 40 % Track Status: DRY

Race Director:

Timekeeper: Luis Angel García Nuñez

*(Signature)*  
JOB-1605-ESP/M





**Spa Francorchamps**  
**GT Cup Europe**  
**Qualifying - 1 Driver - 1**



Spa Francorchamps 7.004 m.

**Provisional Results by Category**

- CAR 52 TIME 2:24.428 DELETED TRACK LIMITS AT T 17
- CAR 116 TIME 2:24.833 DELETED TRACK LIMITS AT T 4
- CAR 68 TIME 2:27.409 DELETED TRACK LIMITS AT T 17
- CAR 81 TIME 2:23.847 DELETED TRACK LIMITS AT T 17
- CAR 67 TIME 2:29.241 DELETED TRACK LIMITS AT T 17
- CAR 70 TIME 2:34.685 DELETED TRACK LIMITS AT T 17
- CAR 77 TIME 2:26.415 DELETED TRACK LIMITS AT T 4
- CAR 116 TIME 2:25.992 DELETED TRACK LIMITS AT T 17
- CAR 52 TIME 2:25.278 DELETED TRACK LIMITS AT T 19
- CAR 67 TIME 2:29.064 DELETED TRACK LIMITS AT T 17
- CAR 166 TIME 2:30.631 DELETED TRACK LIMITS AT T 4
- CAR 119 TIME 2:23.202 DELETED TRACK LIMITS AT T 4
- CAR 77 TIME 2:26.244 DELETED TRACK LIMITS AT T 4
- CAR 21 TIME 2:28.795 DELETED TRACK LIMITS AT T 4
- CAR 68 TIME 2:35.313 DELETED TRACK LIMITS AT T 4
- CAR 73 TIME 2:25.587 DELETED TRACK LIMITS AT T 4
- CAR 166 TIME 2:30.230 DELETED TRACK LIMITS AT T 4
- CAR 68 TIME 2:39.522 DELETED TRACK LIMITS AT T 4
- CAR 73 TIME 2:34.674 DELETED TRACK LIMITS AT T 4
- CAR 81 TIME 2:38.702 DELETED TRACK LIMITS AT T 4
- CAR 70 TIME 2:48.457 DELETED TRACK LIMITS AT T 17
- CAR 166 TIME 2:29.652 DELETED TRACK LIMITS AT T 4
- CAR 44 TIME 2:27.609 DELETED TRACK LIMITS AT T 4
- CAR 70 TIME 2:33.653 DELETED TRACK LIMITS AT T 4
- CAR 116 TIME 2:39.619 DELETED TRACK LIMITS AT T 4

Published at:.....

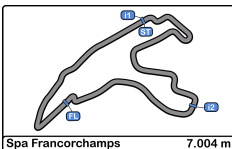
Track Temp: **33.1 °C** Air Temp: **19.1 °C** Humidity: **40 %** Track Status: **DRY**

**Race Director:**

**Timekeeper:** Luis Angel García Nuñez

JOB-1605-ESP/M





**Spa Francorchamps**  
**GT Cup Europe**  
**Qualifying - 1 Driver - 1**  
**Provisional Results by Class**



GT Open Cup Europe																
Cls	Nº	Entrant/Team	Nat	Driver 1	Nat	Driver 2	Nat	Vehicle	Cat	Cls	Laps	Best	Time	Gap	Interval	Km/h
1	90	Enrico Fulgenzi Racing / Enrico Fulgenzi	ITA	Shintaro Akatsu	JPN	Enrico Fulgenzi	ITA	Porsche 992 GT3 Cup	GT Cup	1	5	3	2:22.642			176.7
2	119	Mertel Motorsport	DEU	Stefano Bozzoni	ITA	Fernando Navarrete	ESP	Ferrari 488 Challenge Evo	GT Cup	2	6	2	2:22.942	0.300	0.300	176.3
3	81	Mertel Motorsport	DEU	Luca Ludwig	DEU	Axel Sartingen	DEU	Ferrari 488 Challenge Evo	GT Cup	3	6	4	2:23.583	0.941	0.641	175.6
4	80	Mertel Motorsport	ESP	Iván Velasco	ESP	Jorge Cabezas	ESP	Ferrari 488 Challenge Evo	GT Cup	4	5	2	2:23.602	0.960	0.019	175.5
5	52	Q1-trackracing	BEL	Xander Przybylak	BEL	Laurent Vandervelde	BEL	Porsche 992 GT3 Cup	GT Cup	5	6	6	2:25.271	2.629	1.669	173.5
6	116	Volcano Motorsport	ESP	Evgenii Leonov	IND	Adam Christodolou	GBR	Porsche 992 GT3 Cup	GT Cup	6	7	3	2:25.341	2.699	0.070	173.4
7	77	EST1 Racing	EST	Jori Ala-Jyrä	EST	Alex Reimann	EST	Porsche 992 GT3 Cup	GT Cup	7	7	5	2:25.375	2.733	0.034	173.4
8	169	Kessel Racing	CHE	Alexandre Bochez	CHE	Mikaël Bochez	CHE	Ferrari 488 Challenge	GT Cup	8	6	6	2:25.475	2.833	0.100	173.3
9	73	Axel Van Straaten / Orhès Racing	FRA	Axel Van Straaten	FRA	Remi Van Straaten	FRA	Porsche 992 GT3 Cup	GT Cup	9	6	3	2:25.673	3.031	0.198	173.0
10	57	Q1-trackracing	BEL	Fidel Castillo	ESP	Nicolas Vandierendonck	BEL	Porsche 992 GT3 Cup	GT Cup	10	6	3	2:26.035	3.393	0.362	172.6
11	68	GDL Racing	SMR	Samuele Bosio	ITA	Glauco Solieri	ITA	Porsche 992 GT3 Cup	GT Cup	11	6	4	2:27.108	4.466	1.073	171.4
12	21	Camil Perian / R01 Racing by Varu Nicu	ROU	Camil Perian	ROU	Florin Tincescu	ROU	Porsche 911 GT3 Cup gen 2	GT Cup	12	6	3	2:28.760	6.118	1.652	169.4
13	44	Eugenio Pisani / SP Racing	ITA	Eugenio Pisani	ITA	Stefano Zanini	MCO	Porsche 911 GT3 Cup gen 2	GT Cup	13	6	2	2:28.866	6.224	0.106	169.3
14	67	GDL Racing	SMR	Gianluca De Lorenzi	ITA	Stefano Borghi	ITA	Porsche 992 GT3 Cup	GT Cup	14	6	6	2:30.154	7.512	1.288	167.9
15	166	GDL Racing	SMR	Roberto Fecchio	ITA	Juuso Puhakka	ESP	Porsche 992 GT3 Cup	GT Cup	15	6	3	2:30.257	7.615	0.103	167.8
16	111	Eugenio Pisani / SP Racing	ITA	Fabio Fabiani	ITA	Stefano Zerbi	ITA	Porsche 911 GT3 Cup gen 2	GT Cup	16	5	4	2:31.909	9.267	1.652	165.9
17	70	GDL Racing	SMR	Roberto Bosio	ITA	Maurizio Fondi	ITA	Porsche 911 GT3 Cup gen 2	GT Cup	17	6	1	11:28:18.3	11:25:55.	11:25:46.	00.0

**\* PENALTIES**

- CAR 77 TIME 2:27.356 DELETED TRACK LIMITS AT T 17 AND 19
- CAR 52 TIME 2:25.958 DELETED TRACK LIMITS AT T 4
- CAR 70 TIME 2:36.376 DELETED TRACK LIMITS AT T 4
- CAR 21 TIME 2:28.191 DELETED TRACK LIMITS AT T 19
- CAR 166 TIME 2:32.409 DELETED TRACK LIMITS AT T 19
- CAR 57 TIME 2:26.728 DELETED TRACK LIMITS AT T 17
- CAR 77 TIME 2:25.272 DELETED TRACK LIMITS AT T 19
- CAR 68 TIME 2:31.364 DELETED TRACK LIMITS AT T 4
- CAR 119 TIME 2:23.507 DELETED TRACK LIMITS AT T 19
- CAR 111 TIME 2:31.723 DELETED TRACK LIMITS AT T 4
- CAR 70 TIME 2:35.139 DELETED TRACK LIMITS AT T 4
- CAR 52 TIME 2:24.428 DELETED TRACK LIMITS AT T 17
- CAR 116 TIME 2:24.833 DELETED TRACK LIMITS AT T 4
- CAR 68 TIME 2:27.409 DELETED TRACK LIMITS AT T 17

Published at:.....

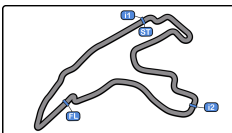
Track Temp: 33.1 °C Air Temp: 19.1 °C Humidity: 40 % Track Status: DRY

Race Director:

Timekeeper: Luis Angel García Nuñez

JOB-1605-ESP/M





**Spa Francorchamps**  
**GT Cup Europe**  
**Qualifying - 1 Driver - 1**



Spa Francorchamps 7.004 m

**Provisional Results by Class**

- CAR 81 TIME 2:23.847 DELETED TRACK LIMITS AT T 17
- CAR 67 TIME 2:29.241 DELETED TRACK LIMITS AT T 17
- CAR 70 TIME 2:34.685 DELETED TRACK LIMITS AT T 17
- CAR 77 TIME 2:26.415 DELETED TRACK LIMITS AT T 4
- CAR 116 TIME 2:25.992 DELETED TRACK LIMITS AT T 17
- CAR 52 TIME 2:25.278 DELETED TRACK LIMITS AT T 19
- CAR 67 TIME 2:29.064 DELETED TRACK LIMITS AT T 17
- CAR 166 TIME 2:30.631 DELETED TRACK LIMITS AT T 4
- CAR 119 TIME 2:23.202 DELETED TRACK LIMITS AT T 4
- CAR 77 TIME 2:26.244 DELETED TRACK LIMITS AT T 4
- CAR 21 TIME 2:28.795 DELETED TRACK LIMITS AT T 4
- CAR 68 TIME 2:35.313 DELETED TRACK LIMITS AT T 4
- CAR 73 TIME 2:25.587 DELETED TRACK LIMITS AT T 4
- CAR 166 TIME 2:30.230 DELETED TRACK LIMITS AT T 4
- CAR 68 TIME 2:39.522 DELETED TRACK LIMITS AT T 4
- CAR 73 TIME 2:34.674 DELETED TRACK LIMITS AT T 4
- CAR 81 TIME 2:38.702 DELETED TRACK LIMITS AT T 4
- CAR 70 TIME 2:48.457 DELETED TRACK LIMITS AT T 17
- CAR 166 TIME 2:29.652 DELETED TRACK LIMITS AT T 4
- CAR 44 TIME 2:27.609 DELETED TRACK LIMITS AT T 4
- CAR 70 TIME 2:33.653 DELETED TRACK LIMITS AT T 4
- CAR 116 TIME 2:39.619 DELETED TRACK LIMITS AT T 4

Published at:.....

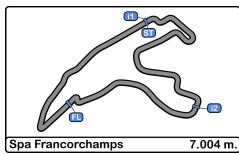
Track Temp: **33.1 °C** Air Temp: **19.1 °C** Humidity: **40 %** Track Status: **DRY**

**Race Director:**

**Timekeeper:** Luis Angel García Nuñez

JOB-1605-ESP/M





**Spa Francorchamps**  
**GT Cup Europe**  
**Qualifying - 1 Driver - 1**  
**Lap Analysis**



**21** Camil Perian Porsche 911 GT3 Cup gen 2 **70** Roberto Bosio Porsche 911 GT3 Cup gen 2  
 AM Florin Tincescu Camil Perian / R01 Racing by Varu AM Maurizio Fondi GDL Racing

Lap	D	Time	Sector 1	Sector 2	Sector 3	T. Spd	Elapsed	Lap	D	Time	Sector 1	Sector 2	Sector 3	T. Spd	Elapsed
1	1	11:27:47.690	11:25:49.621	1:18.178	39.891	191.8	11:27:47.690	1	1	11:28:18.343	11:26:15.014	1:20.976	42.353	154.7	11:28:18.343
2	1	<del>2:29.494</del>	41.192	1:08.649	38.350	260.2	11:30:15.881	2	1	<del>2:36.376</del>	42.208	1:13.435	40.733	244.3	11:30:54.719
3	1	2:28.760	40.855	1:09.753	38.152	262.7	11:32:44.641	3	1	<del>2:35.139</del>	42.935	1:12.887	39.317	226.8	11:33:29.858
4	1	<del>2:29.795</del>	40.827	1:09.375	38.593	262.7	11:35:13.436	4	1	<del>2:34.685</del>	41.840	1:12.605	40.240	239.4	11:36:04.543
5	1	2:37.154	40.739	1:17.197	39.218	263.4	11:37:50.590	5	1	<del>2:48.457</del>	42.093	1:20.379	45.985	251.7	11:38:53.000
6	1	2:28.762	40.907	1:09.722	38.133	263.4	11:40:19.352	6	1	<del>2:33.653</del>	41.987	1:12.526	39.140	226.4	11:41:26.653

**44** Eugenio Pisani Porsche 911 GT3 Cup gen 2 **73** Axel Van Straaten Porsche 992 GT3 Cup  
 PROAM Stefano Zanini Eugenio Pisani / SP Racing PROAM Remi Van Straaten Axel Van Straaten / Orhès Racing

Lap	D	Time	Sector 1	Sector 2	Sector 3	T. Spd	Elapsed	Lap	D	Time	Sector 1	Sector 2	Sector 3	T. Spd	Elapsed
1	2	11:28:34.616	11:26:34.567	1:15.133	44.916	196.0	11:28:34.616	1	2	11:28:02.399	11:25:50.064	1:24.250	48.085	118.9	11:28:02.399
2	2	2:28.866	41.372	1:09.186	38.308	263.4	11:31:03.482	2	2	2:47.168	45.393	1:16.197	45.578	210.1	11:30:49.567
3	2	<del>2:37.374</del>	41.328	1:10.793	45.250	264.0	11:33:40.853	3	2	2:25.673	40.716	1:07.573	37.384	257.1	11:33:15.240
4	2	2:33.221	41.607	1:13.140	38.474	262.1	11:36:14.074	4	2	<del>2:29.183</del>	40.857	1:08.836	39.490	242.1	11:35:44.423
5	2	2:31.664	40.981	1:10.815	39.868	265.3	11:38:45.738	5	2	<del>2:25.587</del>	40.377	1:07.754	37.456	254.7	11:38:10.010
6	2	<del>2:27.609</del>	40.965	1:08.795	37.849	262.7	11:41:13.347	6	2	<del>2:34.674</del>	40.180	1:07.714	46.780	264.0	11:40:44.684

**52** Xander Przybylak Porsche 992 GT3 Cup **77** Jori Ala-Jyrä Porsche 992 GT3 Cup  
 AM Laurent Vandervelde Q1-trackracing AM Alex Reimann EST1 Racing

Lap	D	Time	Sector 1	Sector 2	Sector 3	T. Spd	Elapsed	Lap	D	Time	Sector 1	Sector 2	Sector 3	T. Spd	Elapsed
1	1	11:27:57.931	11:25:56.894	1:21.319	39.718	160.4	11:27:57.931	1	2	11:27:38.083	11:25:42.233	1:16.910	38.940	190.8	11:27:38.083
2	1	<del>2:25.968</del>	40.721	1:07.681	37.556	260.2	11:30:23.889	2	2	<del>2:27.356</del>	41.367	1:08.627	37.362	259.6	11:30:05.439
3	1	<del>2:24.428</del>	40.274	1:06.947	37.207	263.4	11:32:48.317	3	2	<del>2:25.272</del>	40.716	1:07.332	37.224	262.7	11:32:30.711
4	1	2:33.812	40.235	1:15.813	37.764	261.5	11:35:22.129	4	2	<del>2:26.416</del>	40.820	1:07.928	37.667	260.8	11:34:57.126
5	1	<del>2:25.278</del>	40.056	1:07.637	37.585	262.7	11:37:47.407	5	2	2:25.375	40.398	1:07.286	37.691	262.7	11:37:22.501
6	1	2:25.271	40.190	1:07.253	37.828	262.7	11:40:12.678	6	2	<del>2:26.244</del>	40.723	1:07.815	37.706	260.8	11:39:48.745
7	2	2:41.211 P	41.155	1:11.985	48.071	259.6	11:42:29.956								

**57** Fidel Castillo Porsche 992 GT3 Cup **80** Iván Velasco Ferrari 488 Challenge Evo  
 PROAM Nicolas Vandierendonck Q1-trackracing PROAM Jorge Cabezas Mertel Motorsport

Lap	D	Time	Sector 1	Sector 2	Sector 3	T. Spd	Elapsed	Lap	D	Time	Sector 1	Sector 2	Sector 3	T. Spd	Elapsed
1	2	11:29:02.479	11:27:09.404	1:13.456	39.619	203.3	11:29:02.479	1	2	11:29:16.359	11:27:26.702	1:12.035	37.622	244.3	11:29:16.359
2	2	<del>2:26.728</del>	41.344	1:07.518	37.866	257.7	11:31:29.207	2	2	2:23.602	39.705	1:06.776	37.121	266.0	11:31:39.961
3	2	2:26.035	40.898	1:07.424	37.713	258.3	11:33:55.242	3	2	2:23.940	39.884	1:07.033	37.023	266.6	11:34:03.901
4	2	2:26.070	40.997	1:07.279	37.794	258.9	11:36:21.312	4	2	2:24.321	40.074	1:07.098	37.149	266.6	11:36:28.222
5	2	2:29.182	40.741	1:07.749	40.692	261.5	11:38:50.494	5	2	2:38.686 P	39.859	1:06.918	51.909	268.6	11:39:06.908
6	2	2:39.269 P	40.958	1:07.796	50.515	260.2	11:41:29.763								

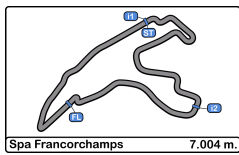
**67** Gianluca De Lorenzi Porsche 992 GT3 Cup **81** Luca Ludwig Ferrari 488 Challenge Evo  
 AM Stefano Borghi GDL Racing PROAM Axel Sartigen Mertel Motorsport

Lap	D	Time	Sector 1	Sector 2	Sector 3	T. Spd	Elapsed	Lap	D	Time	Sector 1	Sector 2	Sector 3	T. Spd	Elapsed
1	2	11:28:22.901	11:26:18.136	1:21.882	42.883	154.9	11:28:22.901	1	1	11:28:15.656	11:26:15.047	1:12.871	47.738	208.8	11:28:15.656
2	2	2:32.342	42.668	1:10.729	38.945	255.9	11:30:55.243	2	1	2:24.286	40.182	1:07.402	36.702	264.0	11:30:39.942
3	2	2:30.444	42.544	1:09.684	38.216	250.5	11:33:25.687	3	1	<del>2:23.847</del>	39.991	1:06.611	37.245	264.7	11:33:03.789
4	2	<del>2:29.244</del>	42.090	1:08.978	38.173	256.5	11:35:54.928	4	1	2:23.583	39.987	1:06.494	37.102	265.3	11:35:27.372
5	2	<del>2:29.064</del>	41.106	1:09.598	38.360	258.9	11:38:23.992	5	1	<del>2:54.100</del>	43.841	1:25.367	44.892	227.8	11:38:21.472
6	2	2:30.154	41.791	1:10.017	38.346	258.3	11:40:54.146	6	1	<del>2:38.702 P</del>	39.881	1:06.982	51.839	266.0	11:41:00.174

**68** Samuele Bosio Porsche 992 GT3 Cup **90** Shintaro Akatsu Porsche 992 GT3 Cup  
 AM Glaucio Solieri GDL Racing PROAM Enrico Fulgenzi Enrico Fulgenzi Racing / Enrico

Lap	D	Time	Sector 1	Sector 2	Sector 3	T. Spd	Elapsed	Lap	D	Time	Sector 1	Sector 2	Sector 3	T. Spd	Elapsed
1	2	11:28:04.754	11:26:08.375	1:14.139	42.240	206.1	11:28:04.754	1	2	11:30:53.264	11:28:53.436	1:20.124	39.704	185.8	11:30:53.264
2	2	<del>2:34.364</del>	44.277	1:09.260	37.827	246.5	11:30:36.118	2	2	2:22.996	40.248	1:05.908	36.840	263.4	11:33:16.260
3	2	<del>2:27.409</del>	41.438	1:08.274	37.697	257.7	11:33:03.527	3	2	2:22.642	39.901	1:06.317	36.424	264.0	11:35:38.902
4	2	2:27.108	41.341	1:08.212	37.555	261.5	11:35:30.635	4	2	2:23.077	39.825	1:06.487	36.765	266.0	11:38:01.979
5	2	<del>2:35.343</del>	41.085	1:15.219	39.009	226.8	11:38:05.948	5	2	2:50.399 P	39.931	1:12.528	57.940	266.0	11:40:52.378
6	2	<del>2:39.522 P</del>	41.261	1:08.746	49.515	261.5	11:40:45.470								





Spa Francorchamps  
GT Cup Europe  
Qualifying - 1 Driver - 1  
Lap Analysis



**111** Fabio Fabiani Porsche 911 GT3 Cup gen 2  
AM Stefano Zerbi Eugenio Pisani / SP Racing

Lap	D	Time	Sector 1	Sector 2	Sector 3	T. Spd	Elapsed
1	2	11:30:42.126	11:28:42.224	1:17.594	42.308	223.6	11:30:42.126
2	2	<del>2:31.723</del>	42.051	1:11.149	<b>38.523</b>	260.8	11:33:13.849
3	2	2:37.372	42.705	1:14.150	40.517	210.9	11:35:51.221
4	2	<b>2:31.909</b>	42.118	1:10.901	38.890	260.8	11:38:23.130
5	2	2:31.957	<b>41.926</b>	<b>1:10.419</b>	39.612	259.6	11:40:55.087

**116** Evgenii Leonov Porsche 992 GT3 Cup  
PROAM Adam Christodolou Volcano Motorsport

Lap	D	Time	Sector 1	Sector 2	Sector 3	T. Spd	Elapsed
1	1	11:27:24.709	11:25:34.131	1:11.286	39.292	227.3	11:27:24.709
2	1	2:25.371	40.704	<b>1:07.350</b>	<b>37.317</b>	262.1	11:29:50.080
3	1	<b>2:25.341</b>	40.442	1:07.439	37.460	264.0	11:32:15.421
4	1	<del>2:24.833</del>	<b>39.992</b>	1:07.486	37.355	267.3	11:34:40.254
5	1	<del>2:26.992</del>	40.105	1:08.015	37.872	266.0	11:37:06.246
6	1	2:25.596	40.161	1:07.820	37.615	264.7	11:39:31.842
7	1	<del>2:30.649</del> P	40.364	1:08.239	51.016	264.0	11:42:11.461

**119** Stefano Bozzoni Ferrari 488 Challenge Evo  
AM Fernando Navarrete Mertel Motorsport

Lap	D	Time	Sector 1	Sector 2	Sector 3	T. Spd	Elapsed
1	2	11:28:57.783	11:27:06.789	1:09.900	41.094	233.2	11:28:57.783
2	2	<b>2:22.942</b>	39.970	<b>1:06.377</b>	<b>36.595</b>	267.3	11:31:20.725
3	2	<del>2:23.507</del>	40.084	1:06.782	36.641	267.9	11:33:44.232
4	2	<del>2:23.202</del>	39.700	1:06.812	36.690	270.6	11:36:07.434
5	2	<del>2:44.617</del>	<b>39.616</b>	1:20.602	44.399	267.3	11:38:52.051
6	2	2:50.254 P	40.000	1:18.456	51.798	270.0	11:41:42.305

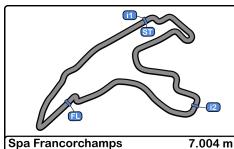
**166** Roberto Fecchio Porsche 992 GT3 Cup  
PROAM Juuso Puhakka GDL Racing

Lap	D	Time	Sector 1	Sector 2	Sector 3	T. Spd	Elapsed
1	1	11:28:30.516	11:26:35.869	1:15.205	39.442	228.3	11:28:30.516
2	1	<del>2:32.409</del>	41.843	1:11.958	38.608	253.5	11:31:02.925
3	1	<b>2:30.257</b>	<b>40.938</b>	1:10.773	38.546	255.3	11:33:33.182
4	1	<del>2:30.634</del>	41.257	1:10.692	38.682	243.2	11:36:03.813
5	1	<del>2:30.230</del>	41.190	1:10.656	<b>38.384</b>	258.9	11:38:34.043
6	1	<del>2:29.652</del>	40.950	<b>1:10.266</b>	38.436	260.2	11:41:03.695

**169** Alexandre Bochez Ferrari 488 Challenge  
AM Mikaël Bochez Kessel Racing

Lap	D	Time	Sector 1	Sector 2	Sector 3	T. Spd	Elapsed
1	1	11:27:50.953	11:25:58.590	1:14.097	38.266	200.7	11:27:50.953
2	1	2:26.433	40.423	1:08.787	<b>37.223</b>	255.3	11:30:17.386
3	1	2:29.879	40.365	1:09.137	40.377	238.9	11:32:47.265
4	1	2:36.132	40.464	1:08.652	47.016	258.9	11:35:23.397
5	1	2:33.893	44.761	1:10.317	38.815	251.1	11:37:57.290
6	1	<b>2:25.475</b>	<b>40.066</b>	<b>1:07.967</b>	37.442	265.3	11:40:22.765



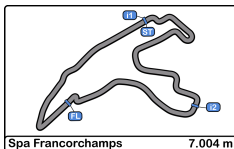


Spa Francorchamps  
GT Cup Europe  
Qualifying - 1 Driver - 1  
**Best Sectors Results**



Sector - 1		Sector - 2		Sector - 3		Ideal Lap vs Best Lap					
Clas	Nº Driver	Time	Nº Driver	Time	Nº Driver	Time	Clas	Nº Driver	Ideal Lap	Best Lap	Clas
1	<b>119</b> Fernando Navarrete	39.616	<b>90</b> Enrico Fulgenzi	1:05.908	<b>90</b> Enrico Fulgenzi	36.424	<b>1</b>	<b>90</b> Enrico Fulgenzi	<b>2:22.157</b>	<b>2:22.642</b>	<b>1</b>
2	<b>80</b> Jorge Cabezas	39.705	<b>119</b> Fernando Navarrete	1:06.377	<b>119</b> Fernando Navarrete	36.595	<b>2</b>	<b>119</b> Fernando Navarrete	<b>2:22.588</b>	<b>2:22.942</b>	<b>2</b>
3	<b>90</b> Enrico Fulgenzi	39.825	<b>81</b> Luca Ludwig	1:06.494	<b>81</b> Luca Ludwig	36.702	<b>3</b>	<b>81</b> Luca Ludwig	<b>2:23.077</b>	<b>2:23.583</b>	<b>3</b>
4	<b>81</b> Luca Ludwig	39.881	<b>80</b> Jorge Cabezas	1:06.776	<b>80</b> Jorge Cabezas	37.023	<b>4</b>	<b>80</b> Jorge Cabezas	<b>2:23.504</b>	<b>2:23.602</b>	<b>4</b>
5	<b>116</b> Evgenii Leonov	39.992	<b>52</b> Xander Przybylak	1:06.947	<b>52</b> Xander Przybylak	37.207	<b>5</b>	<b>52</b> Xander Przybylak	<b>2:24.210</b>	<b>2:25.271</b>	<b>5</b>
6	<b>52</b> Xander Przybylak	40.056	<b>57</b> Nicolas Vandierendonck	1:07.279	<b>169</b> Alexandre Bochez	37.223	<b>6</b>	<b>116</b> Evgenii Leonov	<b>2:24.659</b>	<b>2:25.341</b>	<b>6</b>
7	<b>169</b> Alexandre Bochez	40.066	<b>77</b> Alex Reimann	1:07.286	<b>77</b> Alex Reimann	37.224	<b>7</b>	<b>77</b> Alex Reimann	<b>2:24.908</b>	<b>2:25.375</b>	<b>7</b>
8	<b>73</b> Remi Van Straaten	40.180	<b>116</b> Evgenii Leonov	1:07.350	<b>116</b> Evgenii Leonov	37.317	<b>8</b>	<b>73</b> Remi Van Straaten	<b>2:25.137</b>	<b>2:25.673</b>	<b>9</b>
9	<b>77</b> Alex Reimann	40.398	<b>73</b> Remi Van Straaten	1:07.573	<b>73</b> Remi Van Straaten	37.384	<b>9</b>	<b>169</b> Alexandre Bochez	<b>2:25.256</b>	<b>2:25.475</b>	<b>8</b>
10	<b>21</b> Camil Perian	40.739	<b>169</b> Alexandre Bochez	1:07.967	<b>68</b> Glauco Solieri	37.555	<b>10</b>	<b>57</b> Nicolas Vandierendonck	<b>2:25.733</b>	<b>2:26.035</b>	<b>10</b>
11	<b>57</b> Nicolas Vandierendonck	40.741	<b>68</b> Glauco Solieri	1:08.212	<b>57</b> Nicolas Vandierendonck	37.713	<b>11</b>	<b>68</b> Glauco Solieri	<b>2:26.852</b>	<b>2:27.108</b>	<b>11</b>
12	<b>166</b> Roberto Fecchio	40.938	<b>21</b> Camil Perian	1:08.649	<b>44</b> Stefano Zanini	37.849	<b>12</b>	<b>21</b> Camil Perian	<b>2:27.521</b>	<b>2:28.760</b>	<b>12</b>
13	<b>44</b> Stefano Zanini	40.965	<b>44</b> Stefano Zanini	1:08.795	<b>21</b> Camil Perian	38.133	<b>13</b>	<b>44</b> Stefano Zanini	<b>2:27.609</b>	<b>2:28.866</b>	<b>13</b>
14	<b>68</b> Glauco Solieri	41.085	<b>67</b> Stefano Borghi	1:08.978	<b>67</b> Stefano Borghi	38.173	<b>14</b>	<b>67</b> Stefano Borghi	<b>2:28.257</b>	<b>2:30.154</b>	<b>14</b>
15	<b>67</b> Stefano Borghi	41.106	<b>166</b> Roberto Fecchio	1:10.266	<b>166</b> Roberto Fecchio	38.384	<b>15</b>	<b>166</b> Roberto Fecchio	<b>2:29.588</b>	<b>2:30.257</b>	<b>15</b>
16	<b>70</b> Roberto Bosio	41.840	<b>111</b> Stefano Zerbi	1:10.419	<b>111</b> Stefano Zerbi	38.523	<b>16</b>	<b>111</b> Stefano Zerbi	<b>2:30.868</b>	<b>2:31.909</b>	<b>16</b>
17	<b>111</b> Stefano Zerbi	41.926	<b>70</b> Roberto Bosio	1:12.526	<b>70</b> Roberto Bosio	39.140	<b>17</b>	<b>70</b> Roberto Bosio	<b>2:33.506</b>	<b>Transpon</b>	<b>17</b>





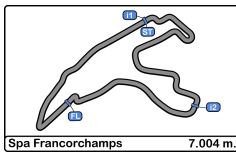
Spa Francorchamps  
GT Cup Europe  
Qualifying - 1 Driver - 1  
Best 5 Lap Times



Cl	N° Entrant/Team	Nat	Driver 1	Nat	Driver 2	Nat	Vehicle	Cat	Cl	Best 1		Best 2		Best 3		Best 4		Best 5	
										Time	Lap	Time	Lap	Time	Lap	Time	Lap	Time	Lap
1	90 Enrico Fulgenzi Racing / Enrico Fulgenzi	ITA	Shintaro Akatsu	JPN	Enrico Fulgenzi	ITA	Porsche 992 GT3 Cup	PROAM	1	2:22.642	3	2:22.996	2	2:23.077	4	2:50.399	5		
2	119 Mertel Motorsport	DEU	Stefano Bozzoni	ITA	Fernando Navarrete	ESP	Ferrari 488 Challenge Evo	AM	1	2:22.942	2	2:50.254	6						
3	81 Mertel Motorsport	DEU	Luca Ludwig	DEU	Axel Satingen	DEU	Ferrari 488 Challenge Evo	PROAM	2	2:23.583	4	2:24.286	2						
4	80 Mertel Motorsport	DEU	Iván Velasco	ESP	Jorge Cabezas	ESP	Ferrari 488 Challenge Evo	PROAM	3	2:23.602	2	2:23.940	3	2:24.321	4	2:38.686	5		
5	52 Q1-trackracing	BEL	Xander Przybylak	BEL	Laurent Vandervelde	BEL	Porsche 992 GT3 Cup	AM	2	2:25.271	6	2:33.812	4						
6	116 Volcano Motorsport	ESP	Evgenii Leonov	RUS	Adam Christodolou	GBR	Porsche 992 GT3 Cup	PROAM	4	2:25.341	3	2:25.371	2	2:25.596	6				
7	77 EST1 Racing	EST	Jori Ala-Jyrä	EST	Alex Reimann	EST	Porsche 992 GT3 Cup	AM	3	2:25.375	5	2:41.211	7						
8	169 Kessel Racing	CHE	Alexandre Bochez	CHE	Mikaël Bochez	CHE	Ferrari 488 Challenge	AM	4	2:25.475	6	2:26.433	2	2:29.879	3	2:33.893	5	2:36.132	4
9	73 Axel Van Straaten / Orhès Racing	FRA	Axel Van Straaten	FRA	Remi Van Straaten	FRA	Porsche 992 GT3 Cup	PROAM	5	2:25.673	3	2:47.168	2						
10	57 Q1-trackracing	BEL	Fidel Castillo	ESP	Nicolas Vandierendonck	BEL	Porsche 992 GT3 Cup	PROAM	6	2:26.035	3	2:26.070	4	2:29.182	5	2:39.269	6		
11	68 GDL Racing	ITA	Samuele Bosio	ITA	Glauco Solieri	ITA	Porsche 992 GT3 Cup	AM	5	2:27.108	4								
12	21 Camil Perian / R01 Racing by Varu Nicu	ROU	Camil Perian	ROU	Florin Tincescu	ROU	Porsche 911 GT3 Cup gen 2	AM	6	2:28.760	3	2:28.762	6	2:37.154	5				
13	44 Eugenio Pisani / SP Racing	ITA	Eugenio Pisani	ITA	Stefano Zanini	MCO	Porsche 911 GT3 Cup gen 2	PROAM	7	2:28.866	2	2:31.664	5	2:33.221	4				
14	67 GDL Racing	ITA	Gianluca De Lorenzi	ITA	Stefano Borghi	ITA	Porsche 992 GT3 Cup	AM	7	2:30.154	6	2:30.444	3	2:32.342	2				
15	166 GDL Racing	ITA	Roberto Fecchio	ITA	Juuso Puhakka	ESP	Porsche 992 GT3 Cup	PROAM	8	2:30.257	3								
16	111 Eugenio Pisani / SP Racing	ITA	Fabio Fabiani	ITA	Stefano Zerbi	ITA	Porsche 911 GT3 Cup gen 2	AM	8	2:31.909	4	2:31.957	5	2:37.372	3				
17	70 GDL Racing	ITA	Roberto Bosio	ITA	Maurizio Fondi	ITA	Porsche 911 GT3 Cup gen 2	AM	9										







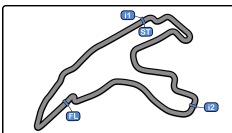
Spa Francorchamps  
GT Cup Europe  
Qualifying - 1 Driver - 1  
Best 5 Top Speeds



Top 1    Top 2    Top 3    Top 4    Top 5

Cl	N°	Entrant/Team	Nat	Driver 1	Nat	Driver 2	Nat	Vehicle	Cat	Cl	Km/h	Lap	Km/h	Lap	Km/h	Lap	Km/h	Lap	Km/h	Lap	Avg
1	119	Mertel Motorsport	DEU	Stefano Bozzoni	ITA	Fernando Navarrete	ESP	Ferrari 488 Challenge Evo	AM	1	270.6	4	270.0	6	267.9	3	267.3	2	267.3	5	268.6
2	80	Mertel Motorsport	DEU	Iván Velasco	ESP	Jorge Cabezas	ESP	Ferrari 488 Challenge Evo	PROAM	1	268.6	5	266.6	3	266.6	4	266.0	2	244.3	1	262.4
3	116	Volcano Motorsport	ESP	Evgenii Leonov	MDA	Adam Christodolou	GBR	Porsche 992 GT3 Cup	PROAM	2	267.3	4	266.0	5	264.7	6	264.0	3	264.0	7	265.2
4	81	Mertel Motorsport	DEU	Luca Ludwig	DEU	Axel Saringen	DEU	Ferrari 488 Challenge Evo	PROAM	3	266.0	6	265.3	4	264.7	3	264.0	2	227.8	5	257.5
5	90	Enrico Fulgenzi Racing / Enrico Fulgenzi	ITA	Shintaro Akatsu	JPN	Enrico Fulgenzi	ITA	Porsche 992 GT3 Cup	PROAM	4	266.0	4	266.0	5	264.0	3	263.4	2	185.8	1	249.0
6	44	Eugenio Pisani / SP Racing	ITA	Eugenio Pisani	ITA	Stefano Zanini	MCO	Porsche 911 GT3 Cup gen 2	PROAM	5	265.3	5	264.0	3	263.4	2	262.7	6	262.1	4	263.5
7	169	Kessel Racing	CHE	Alexandre Bochez	CHE	Mikaël Bochez	CHE	Ferrari 488 Challenge	AM	2	265.3	6	258.9	4	255.3	2	251.1	5	238.9	3	253.9
8	73	Axel Van Straaten / Orhès Racing	FRA	Axel Van Straaten	FRA	Remi Van Straaten	FRA	Porsche 992 GT3 Cup	PROAM	6	264.0	6	257.1	3	254.7	5	242.1	4	210.1	2	245.6
9	21	Camil Perian / R01 Racing by Varu Nicu	ROU	Camil Perian	ROU	Florin Tincescu	ROU	Porsche 911 GT3 Cup gen 2	AM	3	263.4	5	263.4	6	262.7	3	262.7	4	260.2	2	262.5
10	52	Q1-trackracing	BEL	Xander Przybylak	BEL	Laurent Vandervelde	BEL	Porsche 992 GT3 Cup	AM	4	263.4	3	262.7	5	262.7	6	261.5	4	260.2	2	262.1
11	77	EST1 Racing	EST	Jori Ala-Jyrä	EST	Alex Reimann	EST	Porsche 992 GT3 Cup	AM	5	262.7	3	262.7	5	260.8	4	260.8	6	259.6	2	261.3
12	57	Q1-trackracing	BEL	Fidel Castillo	ESP	Nicolas Vandierendonck	BEL	Porsche 992 GT3 Cup	PROAM	7	261.5	5	260.2	6	258.9	4	258.3	3	257.7	2	259.3
13	68	GDL Racing	SMR	Samuele Bosio	ITA	Glauco Solieri	ITA	Porsche 992 GT3 Cup	AM	6	261.5	4	261.5	6	257.7	3	246.5	2	226.8	5	250.8
14	111	Eugenio Pisani / SP Racing	ITA	Fabio Fabiani	ITA	Stefano Zerbi	ITA	Porsche 911 GT3 Cup gen 2	AM	7	260.8	2	260.8	4	259.6	5	223.6	1	210.9	3	243.1
15	166	GDL Racing	SMR	Roberto Fecchio	ITA	Juuso Puhakka	ESP	Porsche 992 GT3 Cup	PROAM	8	260.2	6	258.9	5	255.3	3	253.5	2	243.2	4	254.2
16	67	GDL Racing	SMR	Gianluca De Lorenzi	ITA	Stefano Borghi	ITA	Porsche 992 GT3 Cup	AM	8	258.9	5	258.3	6	256.5	4	255.9	2	250.5	3	256.0
17	70	GDL Racing	SMR	Roberto Bosio	ITA	Maurizio Fondi	ITA	Porsche 911 GT3 Cup gen 2	AM	9	251.7	5	244.3	2	239.4	4	226.8	3	226.4	6	237.7

















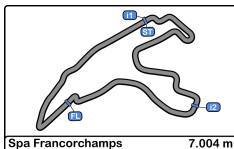
**Spa Francorchamps**  
**GT Cup Europe**  
**Qualifying - 1 Driver - 1**  
**Fastest Laps Sequence**

Spa Francorchamps 7.004 m.



Lap	Time of Day	Session Time	N° Entrant/Team	Nat	Driver 1	Nat	Driver 2	Nat	Vehicle	Cat	Time	Km/h
2	11:29:50.080	4:50.080	116 Volcano Motorsport	 ESP	<b>Evgenii Leonov</b>	 BEL	Adam Christodolou	 GBR	Porsche 992 GT3 Cup	PROAM	<b>2:25.371</b>	173.4
2	11:30:39.942	5:39.942	81 Mertel Motorsport	 DEU	<b>Luca Ludwig</b>	 DEU	Axel Satingen	 DEU	Ferrari 488 Challenge Evo	PROAM	<b>2:24.286</b>	174.7
2	11:31:20.725	6:20.725	119 Mertel Motorsport	 DEU	Stefano Bozzoni	 ITA	<b>Fernando Navarrete</b>	 ESP	Ferrari 488 Challenge Evo	AM	<b>2:22.942</b>	176.3
3	11:35:38.902	10:38.902	90 Enrico Fulgenzi Racing / Enrico Fulgenzi	 ITA	Shintaro Akatsu	 JPN	<b>Enrico Fulgenzi</b>	 ITA	Porsche 992 GT3 Cup	PROAM	<b>2:22.642</b>	176.7



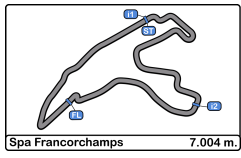


**Spa Francorchamps**  
**GT Cup Europe**  
**Qualifying - 1 Driver - 1**  
**Event Best Maximum Speed**



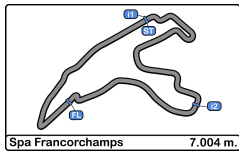
N°	Entrant/Team	Nat	Driver 1	Nat	Driver 2	Nat	Vehicle	Cat	Km/h	Session
119	Mertel Motorsport	DEU	Stefano Bozzoni	ITA	Fernando Navarrete	ESP	Ferrari 488 Challenge Evo	AM	270.6	Qualifying - 1 Driver - 1
80	Mertel Motorsport	DEU	Iván Velasco	ESP	Jorge Cabezas	ESP	Ferrari 488 Challenge Evo	PROAM	269.3	Free Practice - 2
44	Eugenio Pisani / SP Racing	ITA	Eugenio Pisani	ITA	Stefano Zanini	MCO	Porsche 911 GT3 Cup gen 2	PROAM	269.3	Free Practice - 2
90	Enrico Fulgenzi Racing / Enrico Fulgenzi	ITA	Shintaro Akatsu	JPN	Enrico Fulgenzi	ITA	Porsche 992 GT3 Cup	PROAM	267.9	Free Practice - 1
116	Volcano Motorsport	ESP	Evgenii Leonov	IND	Adam Christodolou	GBR	Porsche 992 GT3 Cup	PROAM	267.3	Free Practice - 2
81	Mertel Motorsport	DEU	Luca Ludwig	DEU	Axel Satingen	DEU	Ferrari 488 Challenge Evo	PROAM	266.6	Free Practice - 1
169	Kessel Racing	CHE	Alexandre Bochez	CHE	Mikaël Bochez	CHE	Ferrari 488 Challenge	AM	265.3	Qualifying - 1 Driver - 1
21	Camil Perian / R01 Racing by Varu Nicu	ROU	Camil Perian	ROU	Florin Tincescu	ROU	Porsche 911 GT3 Cup gen 2	AM	264.7	Free Practice - 2
68	GDL Racing	SMR	Samuele Bosio	ITA	Glauco Solieri	ITA	Porsche 992 GT3 Cup	AM	264.0	Free Practice - 2
77	EST1 Racing	EST	Jori Ala-Jyrä	EST	Alex Reimann	EST	Porsche 992 GT3 Cup	AM	264.0	Free Practice - 3 -bronze drivers-
73	Axel Van Straaten / Orhès Racing	FRA	Axel Van Straaten	FRA	Remi Van Straaten	FRA	Porsche 992 GT3 Cup	PROAM	264.0	Qualifying - 1 Driver - 1
52	Q1-trackracing	BEL	Xander Przybylak	BEL	Laurent Vandervelde	BEL	Porsche 992 GT3 Cup	AM	263.4	Qualifying - 1 Driver - 1
111	Eugenio Pisani / SP Racing	ITA	Fabio Fabiani	ITA	Stefano Zerbi	ITA	Porsche 911 GT3 Cup gen 2	AM	262.7	Free Practice - 1
67	GDL Racing	SMR	Gianluca De Lorenzi	ITA	Stefano Borghi	ITA	Porsche 992 GT3 Cup	AM	262.1	Free Practice - 1
57	Q1-trackracing	BEL	Fidel Castillo	ESP	Nicolas Vandierendonck	BEL	Porsche 992 GT3 Cup	PROAM	261.5	Qualifying - 1 Driver - 1
166	GDL Racing	SMR	Roberto Fecchio	ITA	Juuso Puhakka	ESP	Porsche 992 GT3 Cup	PROAM	260.2	Qualifying - 1 Driver - 1
70	GDL Racing	SMR	Roberto Bosio	ITA	Maurizio Fondi	ITA	Porsche 911 GT3 Cup gen 2	AM	258.3	Free Practice - 1



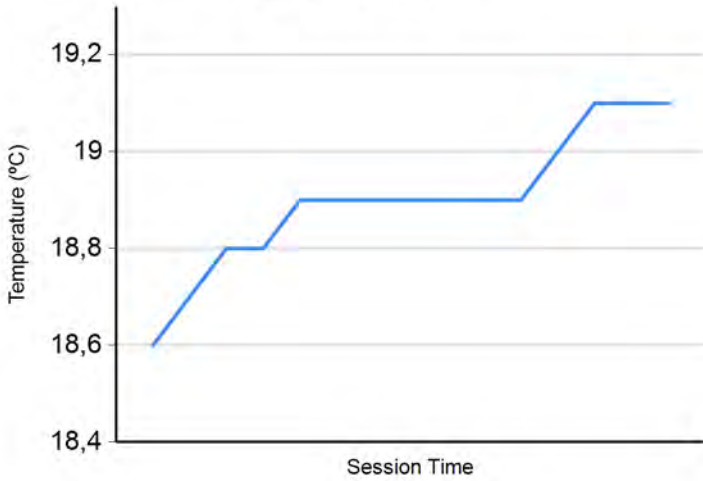


Spa Francorchamps  
GT Cup Europe  
Qualifying - 1 Driver - 1  
Pit Stop Analysis

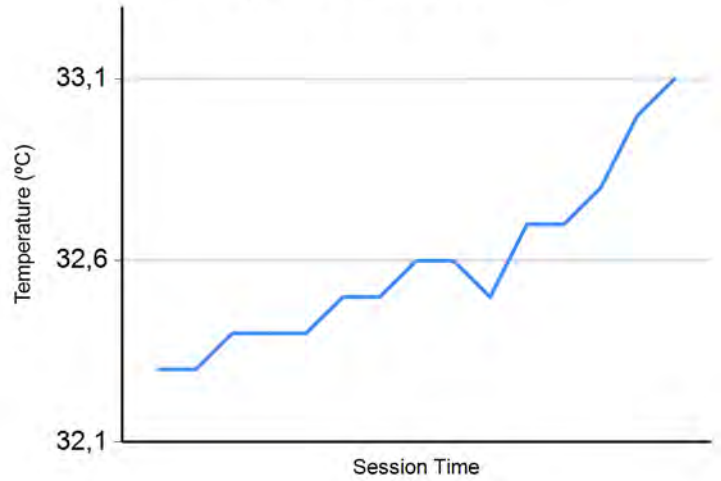




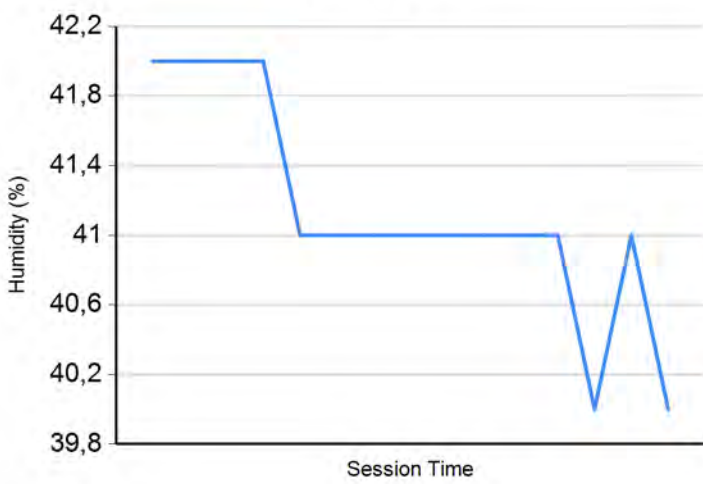
**Air Temperature**



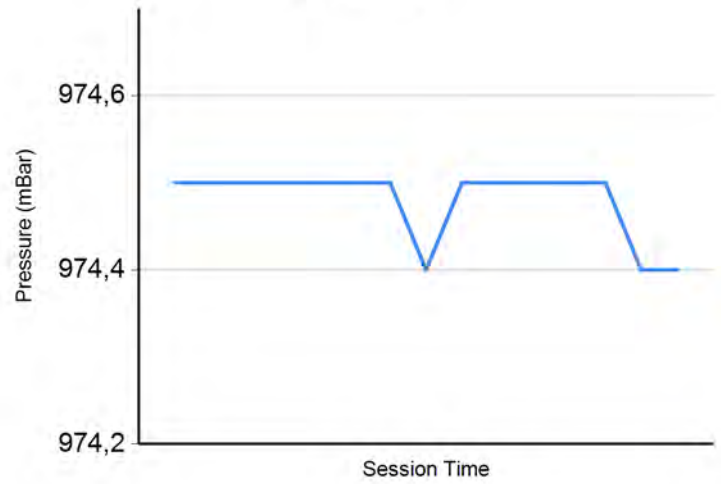
**Track Temperature**



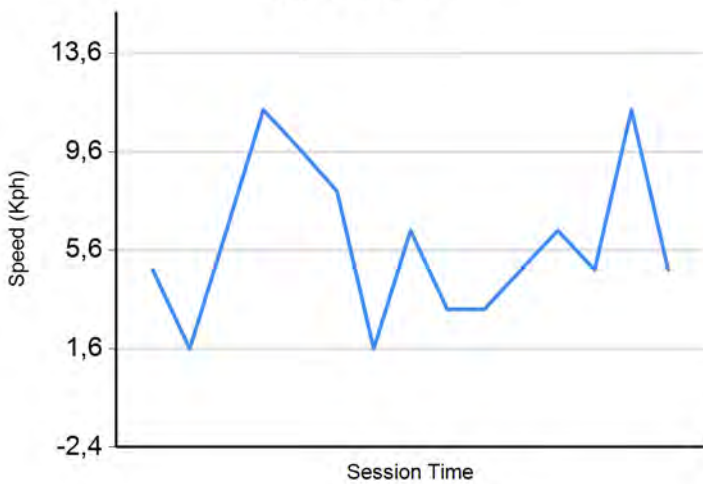
**Humidity**



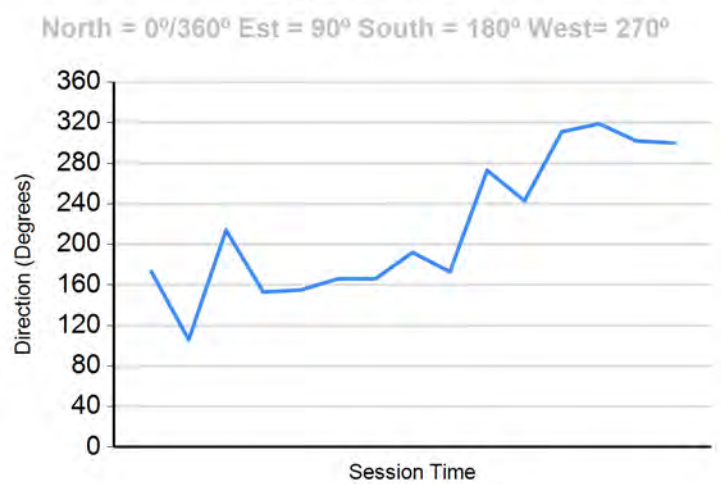
**Pressure**

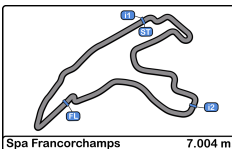


**Wind Speed**



**Wind direction**





**Spa Francorchamps**  
**GT Cup Europe**  
**Qualifying - 2 Driver - 2**  
**Provisional Results**



Cls	Nº	Entrant/Team	Nat	Driver 1	Nat	Driver 2	Nat	Vehicle	Cat	Cls	Laps	Best	Time	Gap	Interval	Km/h
1	116	Volcano Motorsport	ESP	Evgenii Leonov	ESP	Adam Christodolou	GBR	Porsche 992 GT3 Cup	PROAM	1	6	4	2:22.704			176.6
2	80	Mertel Motorsport	DEU	Iván Velasco	ESP	Jorge Cabezas	ESP	Ferrari 488 Challenge Evo	PROAM	2	5	2	2:24.146	1.442	1.442	174.9
3	44	Eugenio Pisani / SP Racing	ITA	Eugenio Pisani	ITA	Stefano Zanini	MCO	Porsche 911 GT3 Cup gen 2	PROAM	3	6	6	2:24.850	2.146	0.704	174.0
4	73	Axel Van Straaten / Orhès Racing	FRA	Axel Van Straaten	FRA	Remi Van Straaten	FRA	Porsche 992 GT3 Cup	PROAM	4	6	6	2:26.380	3.676	1.530	172.2
5	52	Q1-trackracing	BEL	Xander Przybylak	BEL	Laurent Vandervelde	BEL	Porsche 992 GT3 Cup	AM	1	6	4	2:26.577	3.873	0.197	172.0
6	21	Camil Perian / R01 Racing by Varu Nicu	ROU	Camil Perian	ROU	Florin Tincescu	ROU	Porsche 911 GT3 Cup gen 2	AM	2	6	5	2:26.618	3.914	0.041	171.9
7	81	Mertel Motorsport	DEU	Luca Ludwig	DEU	Axel Sartingen	DEU	Ferrari 488 Challenge Evo	PROAM	5	4	3	2:26.768	4.064	0.150	171.7
8	169	Kessel Racing	CHE	Alexandre Bochez	CHE	Mikaël Bochez	CHE	Ferrari 488 Challenge	AM	3	6	3	2:27.099	4.395	0.331	171.4
9	90	Enrico Fulgenzi Racing / Enrico Fulgenzi	ITA	Shintaro Akatsu	JPN	Enrico Fulgenzi	ITA	Porsche 992 GT3 Cup	PROAM	6	6	4	2:28.206	5.502	1.107	170.1
10	57	Q1-trackracing	BEL	Fidel Castillo	ESP	Nicolas Vandierendonck	BEL	Porsche 992 GT3 Cup	PROAM	7	6	2	2:28.305	5.601	0.099	170.0
11	166	GDL Racing	SMR	Roberto Fecchio	ITA	Juuso Puhakka	ESP	Porsche 992 GT3 Cup	PROAM	8	5	3	2:28.752	6.048	0.447	169.5
12	77	EST1 Racing	EST	Jori Ala-Jyrä	EST	Alex Reimann	EST	Porsche 992 GT3 Cup	AM	4	6	6	2:28.824	6.120	0.072	169.4
13	119	Mertel Motorsport	DEU	Stefano Bozzoni	ITA	Fernando Navarrete	ESP	Ferrari 488 Challenge Evo	AM	5	6	6	2:30.420	7.716	1.596	167.6
14	111	Eugenio Pisani / SP Racing	ITA	Fabio Fabiani	ITA	Stefano Zerbi	ITA	Porsche 911 GT3 Cup gen 2	AM	6	6	3	2:30.715	8.011	0.295	167.2
15	68	GDL Racing	SMR	Samuele Bosio	ITA	Glauco Solieri	ITA	Porsche 992 GT3 Cup	AM	7	6	4	2:35.207	12.503	4.492	162.4
16	70	GDL Racing	SMR	Roberto Bosio	ITA	Maurizio Fondi	ITA	Porsche 911 GT3 Cup gen 2	AM	8	6	6	2:35.734	13.030	0.527	161.9
17	67	GDL Racing	SMR	Gianluca De Lorenzi	ITA	Stefano Borghi	ITA	Porsche 992 GT3 Cup	AM	9	6	4	2:49.309	26.605	13.575	148.9

**\* PENALTIES**

- CAR 116 TIME 2:25.777 DELETED TRACK LIMITS AT T 4
- CAR 52 TIME 2:30.791 DELETED TRACK LIMITS AT T 4
- CAR 68 TIME 2:27.453 DELETED TRACK LIMITS AT T 19
- CAR 119 TIME 2:32.899 DELETED TRACK LIMITS AT T 4
- CAR 70 TIME 2:34.798 DELETED TRACK LIMITS AT T 4
- CAR 111 TIME 2:31.772 DELETED TRACK LIMITS AT T 4
- CAR 67 TIME 2:24.321 DELETED TRACK LIMITS AT T 4
- CAR 116 TIME 2:22.693 DELETED TRACK LIMITS AT T 4
- CAR 166 TIME 2:30.961 DELETED TRACK LIMITS AT T 4
- CAR 52 TIME 2:26.991 DELETED TRACK LIMITS AT T 4
- CAR 166 TIME 13:24:56.165 DELETED TRACK LIMITS AT T 17
- CAR 67 TIME 2:25.605 DELETED TRACK LIMITS AT T 19
- CAR 68 TIME 2:38.590 DELETED TRACK LIMITS AT T 19 LAP BEFORE
- CAR 73 TIME 2:32.614 DELETED TRACK LIMITS AT T 4
- CAR 70 TIME 2:36.638 DELETED TRACK LIMITS AT T 4

Published at:.....

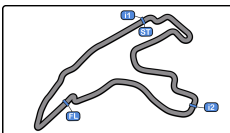
Track Temp: **39.4 °C** Air Temp: **20.8 °C** Humidity: **29 %** Track Status: **DRY**

**Race Director:**

**Timekeeper:** Luis Angel García Nuñez

*[Signature]*  
JOB-1605-ESP/M





**Spa Francorchamps**  
**GT Cup Europe**  
**Qualifying - 2 Driver - 2**



Spa Francorchamps 7.004 m.

**Provisional Results**

- CAR 21 TIME 2:27.427 DELETED TRACK LIMITS AT T 4
- CAR 21 TIME 2:27.427 DELETED TRACK LIMITS AT T 17
- CAR 57 TIME 2:27.054 DELETED TRACK LIMITS AT T 4
- CAR 80 TIME 2:24.032 DELETED TRACK LIMITS AT T 4
- CAR 169 TIME 2:32.919 DELETED TRACK LIMITS AT T 4
- CAR 80 TIME 2:23.858 DELETED TRACK LIMITS AT T 19
- CAR 44 TIME 2:24.753 DELETED TRACK LIMITS AT T 4
- CAR 68 TIME 2:26.666 DELETED TRACK LIMITS AT T 17 AND 19
- CAR 57 TIME 2:37.263 DELETED TRACK LIMITS AT T 4
- CAR 111 TIME 2:46.100 DELETED TRACK LIMITS AT T 4
- CAR 77 TIME 2:29.004 DELETED TRACK LIMITS AT T 17
- CAR 116 TIME 2:22.911 DELETED TRACK LIMITS AT T 4
- CAR 166 TIME 2:27.364 DELETED TRACK LIMITS AT T 4
- CAR 169 TIME 2:36.171 DELETED TRACK LIMITS AT T 4
- CAR 21 TIME 2:26.715 DELETED TRACK LIMITS AT T 17
- CAR 68 TIME 2:26.713 DELETED TRACK LIMITS AT T 17
- CAR 73 TIME 2:27.453 DELETED TRACK LIMITS AT T 4
- CAR 119 TIME 2:33.076 DELETED TRACK LIMITS AT T 17
- CAR 80 TIME 3:01.889 DELETED TRACK LIMITS AT T 4
- CAR 116 TIME 2:30.677 DELETED TRACK LIMITS AT T 4
- CAR 21 TIME 2:27.600 DELETED TRACK LIMITS AT T 4
- CAR 67 TIME 2:27.157 DELETED TRACK LIMITS AT T 17
- CAR 57 TIME 2:35.452 DELETED TRACK LIMITS AT T 4
- CAR 67 TIME 2:26.020 DELETED TRACK LIMITS AT T 17
- CAR 111 TIME 2:30.627 DELETED TRACK LIMITS AT T 17

Published at:.....

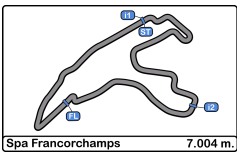
Track Temp: **39.4 °C** Air Temp: **20.8 °C** Humidity: **29 %** Track Status: **DRY**

**Race Director:**

**Timekeeper:** Luis Angel García Nuñez

JOB-1605-ESP/M





Spa Francorchamps  
GT Cup Europe  
Qualifying - 2 Driver - 2  
Provisional Results by Category



PROAM																
Cls	N°	Entrant/Team	Nat	Driver 1	Nat	Driver 2	Nat	Vehicle	Cat	Cls	Laps	Best	Time	Gap	Interval	Km/h
1	116	Volcano Motorsport	ESP	Evgenii Leonov	ESP	Adam Christodolou	GBR	Porsche 992 GT3 Cup	PROAM	1	6	4	2:22.704			176.6
2	80	Mertel Motorsport	DEU	Iván Velasco	ESP	Jorge Cabezas	ESP	Ferrari 488 Challenge Evo	PROAM	2	5	2	2:24.146	1.442	1.442	174.9
3	44	Eugenio Pisani / SP Racing	ITA	Eugenio Pisani	ITA	Stefano Zanini	MCO	Porsche 911 GT3 Cup gen 2	PROAM	3	6	6	2:24.850	2.146	0.704	174.0
4	73	Axel Van Straaten / Orhès Racing	FRA	Axel Van Straaten	FRA	Remi Van Straaten	FRA	Porsche 992 GT3 Cup	PROAM	4	6	6	2:26.380	3.676	1.530	172.2
5	81	Mertel Motorsport	DEU	Luca Ludwig	DEU	Axel Sartingen	DEU	Ferrari 488 Challenge Evo	PROAM	5	4	3	2:26.768	4.064	0.388	171.7
6	90	Enrico Fulgenzi Racing / Enrico Fulgenzi	ITA	Shintaro Akatsu	JPN	Enrico Fulgenzi	ITA	Porsche 992 GT3 Cup	PROAM	6	6	4	2:28.206	5.502	1.438	170.1
7	57	Q1-trackracing	BEL	Fidel Castillo	ESP	Nicolas Vandierendonck	BEL	Porsche 992 GT3 Cup	PROAM	7	6	2	2:28.305	5.601	0.099	170.0
8	166	GDL Racing	SMR	Roberto Fecchio	ITA	Juuso Puhakka	ESP	Porsche 992 GT3 Cup	PROAM	8	5	3	2:28.752	6.048	0.447	169.5

AM																
Cls	N°	Entrant/Team	Nat	Driver 1	Nat	Driver 2	Nat	Vehicle	Cat	Cls	Laps	Best	Time	Gap	Interval	Km/h
1	52	Q1-trackracing	BEL	Xander Przybylak	BEL	Laurent Vandervelde	BEL	Porsche 992 GT3 Cup	AM	1	6	4	2:26.577			172.0
2	21	Camil Perian / R01 Racing by Varu Nicu	ROU	Camil Perian	ROU	Florin Tincescu	ROU	Porsche 911 GT3 Cup gen 2	AM	2	6	5	2:26.618	0.041	0.041	171.9
3	169	Kessel Racing	CHE	Alexandre Bochez	CHE	Mikaël Bochez	CHE	Ferrari 488 Challenge	AM	3	6	3	2:27.099	0.522	0.481	171.4
4	77	EST1 Racing	EST	Jori Ala-Jyrä	EST	Alex Reimann	EST	Porsche 992 GT3 Cup	AM	4	6	6	2:28.824	2.247	1.725	169.4
5	119	Mertel Motorsport	DEU	Stefano Bozzoni	ITA	Fernando Navarrete	ESP	Ferrari 488 Challenge Evo	AM	5	6	6	2:30.420	3.843	1.596	167.6
6	111	Eugenio Pisani / SP Racing	ITA	Fabio Fabiani	ITA	Stefano Zerbi	ITA	Porsche 911 GT3 Cup gen 2	AM	6	6	3	2:30.715	4.138	0.295	167.2
7	68	GDL Racing	SMR	Samuele Bosio	ITA	Glauco Solieri	ITA	Porsche 992 GT3 Cup	AM	7	6	4	2:35.207	8.630	4.492	162.4
8	70	GDL Racing	SMR	Roberto Bosio	ITA	Maurizio Fondi	ITA	Porsche 911 GT3 Cup gen 2	AM	8	6	6	2:35.734	9.157	0.527	161.9
9	67	GDL Racing	SMR	Gianluca De Lorenzi	ITA	Stefano Borghi	ITA	Porsche 992 GT3 Cup	AM	9	6	4	2:49.309	22.732	13.575	148.9

\* PENALTIES

- CAR 116 TIME 2:25.777 DELETED TRACK LIMITS AT T 4
- CAR 52 TIME 2:30.791 DELETED TRACK LIMITS AT T 4
- CAR 68 TIME 2:27.453 DELETED TRACK LIMITS AT T 19
- CAR 119 TIME 2:32.899 DELETED TRACK LIMITS AT T 4
- CAR 70 TIME 2:34.798 DELETED TRACK LIMITS AT T 4
- CAR 111 TIME 2:31.772 DELETED TRACK LIMITS AT T 4
- CAR 67 TIME 2:24.321 DELETED TRACK LIMITS AT T 4
- CAR 116 TIME 2:22.693 DELETED TRACK LIMITS AT T 4
- CAR 166 TIME 2:30.961 DELETED TRACK LIMITS AT T 4
- CAR 52 TIME 2:26.991 DELETED TRACK LIMITS AT T 4
- CAR 166 TIME 13:24:56.165 DELETED TRACK LIMITS AT T 17

Published at:.....

Track Temp: 39.4 °C Air Temp: 20.8 °C Humidity: 29 % Track Status: DRY

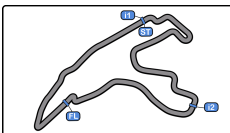
Race Director:

Timekeeper: Luis Angel García Nuñez

JOB-1605-ESP/M







**Spa Francorchamps**  
**GT Cup Europe**  
**Qualifying - 2 Driver - 2**



Spa Francorchamps 7.004 m.

**Provisional Results by Category**

- CAR 67 TIME 2:25.605 DELETED TRACK LIMITS AT T 19
- CAR 68 TIME 2:38.590 DELETED TRACK LIMITS AT T 19 LAP BEFORE
- CAR 73 TIME 2:32.614 DELETED TRACK LIMITS AT T 4
- CAR 70 TIME 2:36.638 DELETED TRACK LIMITS AT T 4
- CAR 21 TIME 2:27.427 DELETED TRACK LIMITS AT T 4
- CAR 21 TIME 2:27.427 DELETED TRACK LIMITS AT T 17
- CAR 57 TIME 2:27.054 DELETED TRACK LIMITS AT T 4
- CAR 80 TIME 2:24.032 DELETED TRACK LIMITS AT T 4
- CAR 169 TIME 2:32.919 DELETED TRACK LIMITS AT T 4
- CAR 80 TIME 2:23.858 DELETED TRACK LIMITS AT T 19
- CAR 44 TIME 2:24.753 DELETED TRACK LIMITS AT T 4
- CAR 68 TIME 2:26.666 DELETED TRACK LIMITS AT T 17 AND 19
- CAR 57 TIME 2:37.263 DELETED TRACK LIMITS AT T 4
- CAR 111 TIME 2:46.100 DELETED TRACK LIMITS AT T 4
- CAR 77 TIME 2:29.004 DELETED TRACK LIMITS AT T 17
- CAR 116 TIME 2:22.911 DELETED TRACK LIMITS AT T 4
- CAR 166 TIME 2:27.364 DELETED TRACK LIMITS AT T 4
- CAR 169 TIME 2:36.171 DELETED TRACK LIMITS AT T 4
- CAR 21 TIME 2:26.715 DELETED TRACK LIMITS AT T 17
- CAR 68 TIME 2:26.713 DELETED TRACK LIMITS AT T 17
- CAR 73 TIME 2:27.453 DELETED TRACK LIMITS AT T 4
- CAR 119 TIME 2:33.076 DELETED TRACK LIMITS AT T 17
- CAR 80 TIME 3:01.889 DELETED TRACK LIMITS AT T 4
- CAR 116 TIME 2:30.677 DELETED TRACK LIMITS AT T 4
- CAR 21 TIME 2:27.600 DELETED TRACK LIMITS AT T 4
- CAR 67 TIME 2:27.157 DELETED TRACK LIMITS AT T 17
- CAR 57 TIME 2:35.452 DELETED TRACK LIMITS AT T 4
- CAR 67 TIME 2:26.020 DELETED TRACK LIMITS AT T 17
- CAR 111 TIME 2:30.627 DELETED TRACK LIMITS AT T 17

Published at:.....

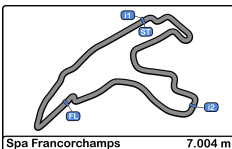
Track Temp: **39.4 °C** Air Temp: **20.8 °C** Humidity: **29 %** Track Status: **DRY**

**Race Director:**

**Timekeeper:** Luis Angel García Nuñez

JOB-1605-ESP/M





**Spa Francorchamps**  
**GT Cup Europe**  
**Qualifying - 2 Driver - 2**  
**Provisional Results by Class**



GT Open Cup Europe																
Cls	Nº	Entrant/Team	Nat	Driver 1	Nat	Driver 2	Nat	Vehicle	Cat	Cls	Laps	Best	Time	Gap	Interval	Km/h
1	116	Volcano Motorsport	ESP	Evgenii Leonov	ESP	Adam Christodolou	GBR	Porsche 992 GT3 Cup	GT Cup	1	6	4	2:22.704			176.6
2	80	Mertel Motorsport	DEU	Iván Velasco	ESP	Jorge Cabezas	ESP	Ferrari 488 Challenge Evo	GT Cup	2	5	2	2:24.146	1.442	1.442	174.9
3	44	Eugenio Pisani / SP Racing	ITA	Eugenio Pisani	ITA	Stefano Zanini	MCO	Porsche 911 GT3 Cup gen 2	GT Cup	3	6	6	2:24.850	2.146	0.704	174.0
4	73	Axel Van Straaten / Orhès Racing	FRA	Axel Van Straaten	FRA	Remi Van Straaten	FRA	Porsche 992 GT3 Cup	GT Cup	4	6	6	2:26.380	3.676	1.530	172.2
5	52	Q1-trackracing	BEL	Xander Przybylak	BEL	Laurent Vandervelde	BEL	Porsche 992 GT3 Cup	GT Cup	5	6	4	2:26.577	3.873	0.197	172.0
6	21	Camil Perian / R01 Racing by Varu Nicu	ROU	Camil Perian	ROU	Florin Tincescu	ROU	Porsche 911 GT3 Cup gen 2	GT Cup	6	6	5	2:26.618	3.914	0.041	171.9
7	81	Mertel Motorsport	DEU	Luca Ludwig	DEU	Axel Sartingen	DEU	Ferrari 488 Challenge Evo	GT Cup	7	4	3	2:26.768	4.064	0.150	171.7
8	169	Kessel Racing	CHE	Alexandre Bochez	CHE	Mikaël Bochez	CHE	Ferrari 488 Challenge	GT Cup	8	6	3	2:27.099	4.395	0.331	171.4
9	90	Enrico Fulgenzi Racing / Enrico Fulgenzi	ITA	Shintaro Akatsu	JPN	Enrico Fulgenzi	ITA	Porsche 992 GT3 Cup	GT Cup	9	6	4	2:28.206	5.502	1.107	170.1
10	57	Q1-trackracing	BEL	Fidel Castillo	ESP	Nicolas Vandierendonck	BEL	Porsche 992 GT3 Cup	GT Cup	10	6	2	2:28.305	5.601	0.099	170.0
11	166	GDL Racing	SMR	Roberto Fecchio	ITA	Juuso Puhakka	ESP	Porsche 992 GT3 Cup	GT Cup	11	5	3	2:28.752	6.048	0.447	169.5
12	77	EST1 Racing	EST	Jori Ala-Jyrä	ITA	Alex Reimann	EST	Porsche 992 GT3 Cup	GT Cup	12	6	6	2:28.824	6.120	0.072	169.4
13	119	Mertel Motorsport	DEU	Stefano Bozzoni	ITA	Fernando Navarrete	ESP	Ferrari 488 Challenge Evo	GT Cup	13	6	6	2:30.420	7.716	1.596	167.6
14	111	Eugenio Pisani / SP Racing	ITA	Fabio Fabiani	ITA	Stefano Zerbi	ITA	Porsche 911 GT3 Cup gen 2	GT Cup	14	6	3	2:30.715	8.011	0.295	167.2
15	68	GDL Racing	SMR	Samuele Bosio	ITA	Glauco Solieri	ITA	Porsche 992 GT3 Cup	GT Cup	15	6	4	2:35.207	12.503	4.492	162.4
16	70	GDL Racing	SMR	Roberto Bosio	ITA	Maurizio Fondi	ITA	Porsche 911 GT3 Cup gen 2	GT Cup	16	6	6	2:35.734	13.030	0.527	161.9
17	67	GDL Racing	SMR	Gianluca De Lorenzi	ITA	Stefano Borghi	ITA	Porsche 992 GT3 Cup	GT Cup	17	6	4	2:49.309	26.605	13.575	148.9

**\* PENALTIES**

- CAR 116 TIME 2:25.777 DELETED TRACK LIMITS AT T 4
- CAR 52 TIME 2:30.791 DELETED TRACK LIMITS AT T 4
- CAR 68 TIME 2:27.453 DELETED TRACK LIMITS AT T 19
- CAR 119 TIME 2:32.899 DELETED TRACK LIMITS AT T 4
- CAR 70 TIME 2:34.798 DELETED TRACK LIMITS AT T 4
- CAR 111 TIME 2:31.772 DELETED TRACK LIMITS AT T 4
- CAR 67 TIME 2:24.321 DELETED TRACK LIMITS AT T 4
- CAR 116 TIME 2:22.693 DELETED TRACK LIMITS AT T 4
- CAR 166 TIME 2:30.961 DELETED TRACK LIMITS AT T 4
- CAR 52 TIME 2:26.991 DELETED TRACK LIMITS AT T 4
- CAR 166 TIME 13:24:56.165 DELETED TRACK LIMITS AT T 17
- CAR 67 TIME 2:25.605 DELETED TRACK LIMITS AT T 19
- CAR 68 TIME 2:38.590 DELETED TRACK LIMITS AT T 19 LAP BEFORE
- CAR 73 TIME 2:32.614 DELETED TRACK LIMITS AT T 4

Published at:.....

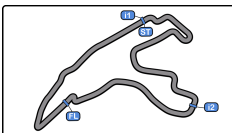
Track Temp: **39.4 °C** Air Temp: **20.8 °C** Humidity: **29 %** Track Status: **DRY**

**Race Director:**

**Timekeeper:** Luis Angel García Nuñez

*[Signature]*  
JOB-1605-ESP/M





**Spa Francorchamps**  
**GT Cup Europe**  
**Qualifying - 2 Driver - 2**



Spa Francorchamps 7.004 m.

**Provisional Results by Class**

- CAR 70 TIME 2:36.638 DELETED TRACK LIMITS AT T 4
- CAR 21 TIME 2:27.427 DELETED TRACK LIMITS AT T 4
- CAR 21 TIME 2:27.427 DELETED TRACK LIMITS AT T 17
- CAR 57 TIME 2:27.054 DELETED TRACK LIMITS AT T 4
- CAR 80 TIME 2:24.032 DELETED TRACK LIMITS AT T 4
- CAR 169 TIME 2:32.919 DELETED TRACK LIMITS AT T 4
- CAR 80 TIME 2:23.858 DELETED TRACK LIMITS AT T 19
- CAR 44 TIME 2:24.753 DELETED TRACK LIMITS AT T 4
- CAR 68 TIME 2:26.666 DELETED TRACK LIMITS AT T 17 AND 19
- CAR 57 TIME 2:37.263 DELETED TRACK LIMITS AT T 4
- CAR 111 TIME 2:46.100 DELETED TRACK LIMITS AT T 4
- CAR 77 TIME 2:29.004 DELETED TRACK LIMITS AT T 17
- CAR 116 TIME 2:22.911 DELETED TRACK LIMITS AT T 4
- CAR 166 TIME 2:27.364 DELETED TRACK LIMITS AT T 4
- CAR 169 TIME 2:36.171 DELETED TRACK LIMITS AT T 4
- CAR 21 TIME 2:26.715 DELETED TRACK LIMITS AT T 17
- CAR 68 TIME 2:26.713 DELETED TRACK LIMITS AT T 17
- CAR 73 TIME 2:27.453 DELETED TRACK LIMITS AT T 4
- CAR 119 TIME 2:33.076 DELETED TRACK LIMITS AT T 17
- CAR 80 TIME 3:01.889 DELETED TRACK LIMITS AT T 4
- CAR 116 TIME 2:30.677 DELETED TRACK LIMITS AT T 4
- CAR 21 TIME 2:27.600 DELETED TRACK LIMITS AT T 4
- CAR 67 TIME 2:27.157 DELETED TRACK LIMITS AT T 17
- CAR 57 TIME 2:35.452 DELETED TRACK LIMITS AT T 4
- CAR 67 TIME 2:26.020 DELETED TRACK LIMITS AT T 17
- CAR 111 TIME 2:30.627 DELETED TRACK LIMITS AT T 17

Published at:.....

Track Temp: **39.4 °C** Air Temp: **20.8 °C** Humidity: **29 %** Track Status: **DRY**

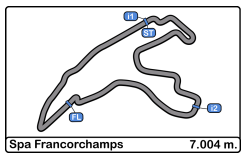
**Race Director:**

**Timekeeper:**

Luis Angel García Nuñez

JOB-1605-ESP/M





Spa Francorchamps  
GT Cup Europe  
Qualifying - 2 Driver - 2  
Lap Analysis



21							70								
AM			Camil Perian / R01 Racing by Varu				AM			GDL Racing					
Lap	D	Time	Sector 1	Sector 2	Sector 3	T. Spd	Elapsed	Lap	D	Time	Sector 1	Sector 2	Sector 3	T. Spd	Elapsed
1	2	13:23:01.904	13:20:58.296	1:17.877	45.731	195.2	13:23:01.904	1	2	13:23:19.666	13:21:09.443	1:23.819	46.404	152.5	13:23:19.666
2	2	<del>2:27.427</del>	40.774	1:08.328	38.325	261.5	13:25:29.331	2	2	<del>2:34.798</del>	42.157	1:12.615	40.026	255.3	13:25:54.464
3	2	<del>2:30.568</del>	40.437	1:10.971	39.160	260.8	13:27:59.899	3	2	<del>2:36.638</del>	42.770	1:13.188	40.680	253.5	13:28:31.102
4	2	<del>2:26.745</del>	40.429	1:08.517	37.769	259.6	13:30:26.614	4	2	2:44.658	45.915	1:14.453	44.290	220.8	13:31:15.760
5	2	2:26.618	40.300	1:08.231	38.087	262.1	13:32:53.232	5	2	2:36.810	43.200	1:12.936	40.674	256.5	13:33:52.570
6	2	<del>2:27.600</del>	40.570	1:08.533	38.497	260.8	13:35:20.832	6	2	2:35.734	42.485	1:12.955	40.294	255.3	13:36:28.304

44							73								
PROAM			Eugenio Pisani / SP Racing				PROAM			Axel Van Straaten / Orhès Racing					
Lap	D	Time	Sector 1	Sector 2	Sector 3	T. Spd	Elapsed	Lap	D	Time	Sector 1	Sector 2	Sector 3	T. Spd	Elapsed
1	1	13:23:26.295	13:21:16.928	1:27.549	41.818	168.4	13:23:26.295	1	1	13:22:58.904	13:20:48.232	1:22.340	48.332	164.1	13:22:58.904
2	1	2:33.069	39.958	1:14.165	38.946	266.6	13:25:59.364	2	1	2:37.224	45.561	1:10.683	40.980	151.8	13:25:36.128
3	1	<del>2:24.753</del>	40.223	1:07.511	37.019	266.6	13:28:24.117	3	1	<del>2:32.644</del>	40.491	1:07.765	44.358	259.6	13:28:08.742
4	1	2:25.301	39.956	1:07.421	37.924	266.0	13:30:49.418	4	1	2:38.826	40.477	1:08.527	49.822	262.1	13:30:47.568
5	1	2:46.219	46.968	1:20.037	39.214	237.3	13:33:35.637	5	1	<del>2:27.453</del>	40.545	1:08.541	38.367	258.9	13:33:15.021
6	1	2:24.850	39.939	1:07.697	37.214	267.3	13:36:00.487	6	1	2:26.380	40.649	1:07.777	37.954	248.8	13:35:41.401

52							77								
AM			Q1-trackracing				AM			EST1 Racing					
Lap	D	Time	Sector 1	Sector 2	Sector 3	T. Spd	Elapsed	Lap	D	Time	Sector 1	Sector 2	Sector 3	T. Spd	Elapsed
1	2	13:22:39.482	13:20:47.188	1:12.466	39.828	210.9	13:22:39.482	1	1	13:22:39.157	13:20:41.619	1:17.652	39.886	189.8	13:22:39.157
2	2	<del>2:30.794</del>	43.108	1:09.354	38.329	246.0	13:25:10.273	2	1	2:36.418	46.360	1:10.998	39.060	232.2	13:25:15.575
3	2	<del>2:26.994</del>	40.922	1:08.031	38.038	257.1	13:27:37.264	3	1	2:29.943	42.082	1:09.624	38.237	255.9	13:27:45.518
4	2	2:26.577	40.528	1:08.252	37.797	261.5	13:30:03.841	4	1	<del>2:29.004</del>	42.363	1:08.547	38.094	255.9	13:30:14.522
5	2	2:26.849	40.641	1:08.096	38.112	262.1	13:32:30.690	5	1	2:29.808	41.300	1:10.359	38.149	251.1	13:32:44.330
6	2	2:38.978 P	40.685	1:08.557	49.736	262.1	13:35:09.668	6	1	2:28.824	41.241	1:09.252	38.331	258.3	13:35:13.154

57							80								
PROAM			Q1-trackracing				PROAM			Mertel Motorsport					
Lap	D	Time	Sector 1	Sector 2	Sector 3	T. Spd	Elapsed	Lap	D	Time	Sector 1	Sector 2	Sector 3	T. Spd	Elapsed
1	1	13:23:35.675	13:21:31.833	1:17.238	46.604	198.8	13:23:35.675	1	1	13:24:42.578	13:22:55.316	1:09.455	37.807	231.2	13:24:42.578
2	1	2:28.305	41.975	1:08.648	37.682	255.3	13:26:03.980	2	1	2:24.146	40.377	1:07.009	36.760	262.1	13:27:06.724
3	1	<del>2:27.054</del>	41.071	1:08.034	37.949	257.7	13:28:31.034	3	1	<del>2:24.032</del>	40.334	1:06.813	36.885	262.7	13:29:30.756
4	1	<del>2:37.263</del>	41.274	1:15.495	40.494	229.7	13:31:08.297	4	1	<del>2:23.858</del>	39.889	1:07.070	36.899	266.0	13:31:54.614
5	1	<del>2:35.452</del>	44.156	1:11.259	40.037	251.7	13:33:43.749	5	1	<del>2:04.889 P</del>	44.491	1:19.767	57.631	184.6	13:34:56.503
6	1	2:48.144 P	41.402	1:15.074	51.668	257.1	13:36:31.893								

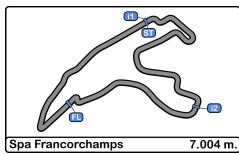
  

67							81								
AM			GDL Racing				PROAM			Mertel Motorsport					
Lap	D	Time	Sector 1	Sector 2	Sector 3	T. Spd	Elapsed	Lap	D	Time	Sector 1	Sector 2	Sector 3	T. Spd	Elapsed
1	1	13:23:44.110	13:21:56.680	1:10.046	37.384	208.8	13:23:44.110	1	2	13:23:15.296	13:21:08.340	1:18.054	48.902	199.2	13:23:15.296
2	1	<del>2:24.324</del>	40.846	1:06.145	37.330	257.7	13:26:08.431	2	2	2:28.221	41.468	1:08.853	37.900	258.3	13:25:43.517
3	1	<del>2:25.605</del>	41.053	1:07.053	37.499	257.7	13:28:34.036	3	2	2:26.768	40.382	1:08.469	37.917	262.1	13:28:10.285
4	1	2:49.309	42.411	1:21.230	45.668	255.3	13:31:23.345	4	2	2:52.158 P	40.731	1:12.790	58.637	263.4	13:31:02.443
5	1	<del>2:27.457</del>	41.110	1:07.667	38.380	258.3	13:33:50.502								
6	1	<del>2:26.020</del>	40.776	1:07.715	37.529	259.6	13:36:16.522								

68							90								
AM			GDL Racing				PROAM			Enrico Fulgenzi Racing / Enrico					
Lap	D	Time	Sector 1	Sector 2	Sector 3	T. Spd	Elapsed	Lap	D	Time	Sector 1	Sector 2	Sector 3	T. Spd	Elapsed
1	1	13:22:52.525	13:20:50.611	1:15.949	45.965	188.1	13:22:52.525	1	1	13:22:46.986	13:20:38.251	1:23.630	45.105	232.7	13:22:46.986
2	1	<del>2:27.453</del>	41.000	1:08.830	37.623	258.3	13:25:19.978	2	1	2:31.211	42.366	1:09.830	39.015	248.2	13:25:18.197
3	1	<del>2:38.590</del>	40.447	1:08.467	49.676	261.5	13:27:58.568	3	1	2:29.480	41.293	1:09.029	39.158	258.3	13:27:47.677
4	1	2:35.207	45.869	1:10.678	38.660	246.5	13:30:33.775	4	1	2:28.206	41.194	1:08.605	38.407	258.9	13:30:15.883
5	1	<del>2:26.666</del>	40.638	1:08.506	37.522	261.5	13:33:00.441	5	1	2:29.639	40.929	1:09.843	38.867	260.8	13:32:45.522
6	1	<del>2:26.743</del>	40.237	1:08.636	37.840	261.5	13:35:27.154	6	1	2:29.510	41.469	1:09.031	39.010	258.9	13:35:15.032





**Spa Francorchamps**  
**GT Cup Europe**  
**Qualifying - 2 Driver - 2**  
**Lap Analysis**



**111** Fabio Fabiani Porsche 911 GT3 Cup gen 2  
 AM Stefano Zerbi Eugenio Pisani / SP Racing

Lap	D	Time	Sector 1	Sector 2	Sector 3	T. Spd	Elapsed
1	1	13:23:29.113	13:21:17.999	1:27.259	43.855	158.5	13:23:29.113
2	1	<del>2:31.772</del>	41.924	1:10.626	39.222	255.9	13:26:00.885
3	1	<b>2:30.715</b>	<b>41.182</b>	<b>1:10.107</b>	39.426	260.2	13:28:31.600
4	1	<del>2:46.100</del>	41.963	1:12.427	51.710	248.2	13:31:17.700
5	1	3:06.682	41.999	1:27.431	57.252	227.8	13:34:24.382
6	1	<del>2:30.627</del>	41.409	1:10.509	<b>38.709</b>	260.8	13:36:55.009

**116** Evgenii Leonov Porsche 992 GT3 Cup  
 PROAM Adam Christodolou Volcano Motorsport

Lap	D	Time	Sector 1	Sector 2	Sector 3	T. Spd	Elapsed
1	2	13:22:24.695	13:20:40.486	1:07.139	37.070	237.8	13:22:24.695
2	2	<del>2:25.777</del>	39.971	<b>1:05.720</b>	40.086	262.7	13:24:50.472
3	2	<del>2:22.693</del>	39.842	1:05.949	<b>36.902</b>	262.7	13:27:13.165
4	2	<b>2:22.704</b>	39.841	1:05.815	37.048	264.7	13:29:35.869
5	2	<del>2:22.914</del>	<b>39.784</b>	1:06.018	37.109	265.3	13:31:58.780
6	2	<del>2:30.677</del> P	40.108	1:06.167	44.402	263.4	13:34:29.457

**119** Stefano Bozzoni Ferrari 488 Challenge Evo  
 AM Fernando Navarrete Mertel Motorsport

Lap	D	Time	Sector 1	Sector 2	Sector 3	T. Spd	Elapsed
1	1	13:22:54.961	13:20:52.723	1:16.021	46.217	204.5	13:22:54.961
2	1	<del>2:32.809</del>	42.376	1:11.042	39.481	246.0	13:25:27.860
3	1	2:36.740	41.223	1:11.334	44.183	248.2	13:28:04.600
4	1	<del>2:33.076</del>	42.595	1:10.287	40.194	249.4	13:30:37.676
5	1	2:31.106	41.514	1:10.464	<b>39.128</b>	244.3	13:33:08.782
6	1	<b>2:30.420</b>	<b>40.969</b>	<b>1:10.241</b>	39.210	257.7	13:35:39.202

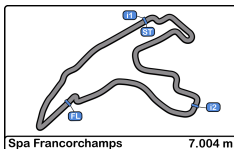
**166** Roberto Fecchio Porsche 992 GT3 Cup  
 PROAM Juuso Puhakka GDL Racing

Lap	D	Time	Sector 1	Sector 2	Sector 3	T. Spd	Elapsed
1	2	<del>13:24:56.165</del>	13:23:02.616	1:13.380	40.169	218.6	13:24:56.165
2	2	<del>2:30.964</del>	42.169	1:09.497	39.295	252.3	13:27:27.126
3	2	<b>2:28.752</b>	41.645	1:08.489	38.618	255.9	13:29:55.878
4	2	<del>2:27.364</del>	41.198	<b>1:08.065</b>	<b>38.101</b>	257.1	13:32:23.242
5	2	2:43.208 P	<b>41.099</b>	1:09.297	52.812	257.1	13:35:06.450

**169** Alexandre Bochez Ferrari 488 Challenge  
 AM Mikaël Bochez Kessel Racing

Lap	D	Time	Sector 1	Sector 2	Sector 3	T. Spd	Elapsed
1	2	13:22:43.445	13:20:48.785	1:14.235	40.425	221.3	13:22:43.445
2	2	2:29.898	41.320	1:10.387	38.191	257.1	13:25:13.343
3	2	<b>2:27.099</b>	<b>40.648</b>	<b>1:09.009</b>	<b>37.442</b>	264.0	13:27:40.442
4	2	<del>2:32.919</del>	41.285	1:12.042	39.592	256.5	13:30:13.361
5	2	<del>2:36.171</del>	41.113	1:13.262	41.796	245.4	13:32:49.532
6	2	2:28.596	41.260	1:09.679	37.657	246.5	13:35:18.128



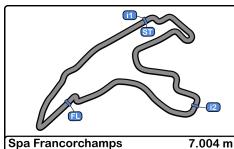


Spa Francorchamps  
GT Cup Europe  
Qualifying - 2 Driver - 2  
**Best Sectors Results**



Sector - 1			Sector - 2			Sector - 3			Ideal Lap vs Best Lap		
Clas	Nº Driver	Time	Nº Driver	Time	Nº Driver	Time	Clas	Nº Driver	Ideal Lap	Best Lap	Clas
1	116 Adam Christodolou	39.784	116 Adam Christodolou	1:05.720	80 Iván Velasco	36.760	1	116 Adam Christodolou	2:22.406	2:22.704	1
2	80 Iván Velasco	39.889	67 Gianluca De Lorenzi	1:06.145	116 Adam Christodolou	36.902	2	80 Iván Velasco	2:23.462	2:24.146	2
3	44 Eugenio Pisani	39.939	80 Iván Velasco	1:06.813	44 Eugenio Pisani	37.019	3	67 Gianluca De Lorenzi	2:24.251	2:49.309	17
4	68 Samuele Bosio	40.237	44 Eugenio Pisani	1:07.421	67 Gianluca De Lorenzi	37.330	4	44 Eugenio Pisani	2:24.379	2:24.850	3
5	21 Florin Tincescu	40.300	73 Axel Van Straaten	1:07.765	169 Mikaël Bochez	37.442	5	73 Axel Van Straaten	2:26.196	2:26.380	4
6	81 Axel Sartingen	40.382	52 Laurent Vandervelde	1:08.031	68 Samuele Bosio	37.522	6	68 Samuele Bosio	2:26.226	2:35.207	15
7	73 Axel Van Straaten	40.477	57 Fidel Castillo	1:08.034	57 Fidel Castillo	37.682	7	21 Florin Tincescu	2:26.300	2:26.618	6
8	52 Laurent Vandervelde	40.528	166 Juuso Puhakka	1:08.065	21 Florin Tincescu	37.769	8	52 Laurent Vandervelde	2:26.356	2:26.577	5
9	169 Mikaël Bochez	40.648	21 Florin Tincescu	1:08.231	52 Laurent Vandervelde	37.797	9	81 Axel Sartingen	2:26.751	2:26.768	7
10	67 Gianluca De Lorenzi	40.776	68 Samuele Bosio	1:08.467	81 Axel Sartingen	37.900	10	57 Fidel Castillo	2:26.787	2:28.305	10
11	90 Shintaro Akatsu	40.929	81 Axel Sartingen	1:08.469	73 Axel Van Straaten	37.954	11	169 Mikaël Bochez	2:27.099	2:27.099	8
12	119 Stefano Bozzoni	40.969	77 Jori Ala-Jyrä	1:08.547	77 Jori Ala-Jyrä	38.094	12	166 Juuso Puhakka	2:27.265	2:28.752	11
13	57 Fidel Castillo	41.071	90 Shintaro Akatsu	1:08.605	166 Juuso Puhakka	38.101	13	77 Jori Ala-Jyrä	2:27.882	2:28.824	12
14	166 Juuso Puhakka	41.099	169 Mikaël Bochez	1:09.009	90 Shintaro Akatsu	38.407	14	90 Shintaro Akatsu	2:27.941	2:28.206	9
15	111 Fabio Fabiani	41.182	111 Fabio Fabiani	1:10.107	111 Fabio Fabiani	38.709	15	111 Fabio Fabiani	2:29.998	2:30.715	14
16	77 Jori Ala-Jyrä	41.241	119 Stefano Bozzoni	1:10.241	119 Stefano Bozzoni	39.128	16	119 Stefano Bozzoni	2:30.338	2:30.420	13
17	70 Maurizio Fondi	42.157	70 Maurizio Fondi	1:12.615	70 Maurizio Fondi	40.026	17	70 Maurizio Fondi	2:34.798	2:35.734	16



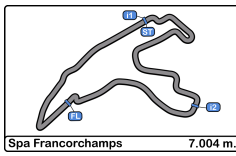


Spa Francorchamps  
GT Cup Europe  
Qualifying - 2 Driver - 2  
Best 5 Lap Times



Cl	N°	Entrant/Team	Nat	Driver 1	Nat	Driver 2	Nat	Vehicle	Cat	Cl	Best 1		Best 2		Best 3		Best 4		Best 5	
											Time	Lap	Time	Lap	Time	Lap	Time	Lap	Time	Lap
1	116	Volcano Motorsport	ESP	Evgenii Leonov	IND	Adam Christodolou	GBR	Porsche 992 GT3 Cup	PROAM	1	2:22.704	4								
2	80	Mertel Motorsport	DEU	Iván Velasco	ESP	Jorge Cabezas	ESP	Ferrari 488 Challenge Evo	PROAM	2	2:24.146	2								
3	44	Eugenio Pisani / SP Racing	ITA	Eugenio Pisani	ITA	Stefano Zanini	MCO	Porsche 911 GT3 Cup gen 2	PROAM	3	2:24.850	6	2:25.301	4	2:33.069	2	2:46.219	5		
4	73	Axel Van Straaten / Ohès Racing	FRA	Axel Van Straaten	FRA	Remi Van Straaten	FRA	Porsche 992 GT3 Cup	PROAM	4	2:26.380	6	2:37.224	2	2:38.826	4				
5	52	Q1-trackracing	BEL	Xander Przybylak	BEL	Laurent Vandervelde	BEL	Porsche 992 GT3 Cup	AM	1	2:26.577	4	2:26.849	5	2:38.978	6				
6	21	Camil Perian / R01 Racing by Varu Nicu	ROU	Camil Perian	ROU	Florin Tincescu	ROU	Porsche 911 GT3 Cup gen 2	AM	2	2:26.618	5								
7	81	Mertel Motorsport	DEU	Luca Ludwig	DEU	Axel Sartigen	DEU	Ferrari 488 Challenge Evo	PROAM	5	2:26.768	3	2:28.221	2	2:52.158	4				
8	169	Kessel Racing	CHE	Alexandre Bochez	CHE	Mikaël Bochez	CHE	Ferrari 488 Challenge	AM	3	2:27.099	3	2:28.596	6	2:29.898	2				
9	90	Enrico Fulgenzi Racing / Enrico Fulgenzi	ITA	Shintaro Akatsu	JPN	Enrico Fulgenzi	ITA	Porsche 992 GT3 Cup	PROAM	6	2:28.206	4	2:29.480	3	2:29.510	6	2:29.639	5	2:31.211	2
10	57	Q1-trackracing	BEL	Fidel Castillo	ESP	Nicolas Vandierendonck	BEL	Porsche 992 GT3 Cup	PROAM	7	2:28.305	2	2:48.144	6						
11	166	GDL Racing	SMR	Roberto Fecchio	ITA	Juuso Puhakka	ESP	Porsche 992 GT3 Cup	PROAM	8	2:28.752	3	2:43.208	5						
12	77	EST1 Racing	EST	Jori Ala-Jyrä	EST	Alex Reimann	EST	Porsche 992 GT3 Cup	AM	4	2:28.824	6	2:29.808	5	2:29.943	3	2:36.418	2		
13	119	Mertel Motorsport	DEU	Stefano Bozzoni	ITA	Fernando Navarrete	ESP	Ferrari 488 Challenge Evo	AM	5	2:30.420	6	2:31.106	5	2:36.740	3				
14	111	Eugenio Pisani / SP Racing	ITA	Fabio Fabiani	ITA	Stefano Zerbi	ITA	Porsche 911 GT3 Cup gen 2	AM	6	2:30.715	3	3:06.682	5						
15	68	GDL Racing	SMR	Samuele Bosio	ITA	Glauco Solieri	ITA	Porsche 992 GT3 Cup	AM	7	2:35.207	4								
16	70	GDL Racing	SMR	Roberto Bosio	ITA	Maurizio Fondi	ITA	Porsche 911 GT3 Cup gen 2	AM	8	2:35.734	6	2:36.810	5	2:44.658	4				
17	67	GDL Racing	SMR	Gianluca De Lorenzi	ITA	Stefano Borghi	ITA	Porsche 992 GT3 Cup	AM	9	2:49.309	4								





Spa Francorchamps  
GT Cup Europe  
Qualifying - 2 Driver - 2  
Best 5 Top Speeds

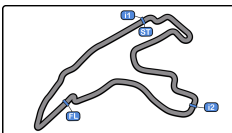


Top 1    Top 2    Top 3    Top 4    Top 5

Cl	N°	Entrant/Team	Nat	Driver 1	Nat	Driver 2	Nat	Vehicle	Cat	Cl	Km/h	Lap	Km/h	Lap	Km/h	Lap	Km/h	Lap	Km/h	Lap	Avg
1	44	Eugenio Pisani / SP Racing	ITA	<b>Eugenio Pisani</b>	ITA	Stefano Zanini	IND	Porsche 911 GT3 Cup gen 2	PROAM	1	267.3	6	266.6	2	266.6	3	266.0	4	237.3	5	260.8
2	80	Mertel Motorsport	DEU	<b>Iván Velasco</b>	ESP	Jorge Cabezas	ESP	Ferrari 488 Challenge Evo	PROAM	2	266.0	4	262.7	3	262.1	2	231.2	1	184.6	5	241.3
3	116	Volcano Motorsport	ESP	Evgenii Leonov	MDA	<b>Adam Christodolou</b>	GBR	Porsche 992 GT3 Cup	PROAM	3	265.3	5	264.7	4	263.4	6	262.7	2	262.7	3	263.8
4	169	Kessel Racing	CHE	Alexandre Bochez	CHE	<b>Mikaël Bochez</b>	CHE	Ferrari 488 Challenge	AM	1	264.0	3	257.1	2	256.5	4	246.5	6	245.4	5	253.9
5	81	Mertel Motorsport	DEU	Luca Ludwig	DEU	<b>Axel Sartingen</b>	DEU	Ferrari 488 Challenge Evo	PROAM	4	263.4	4	262.1	3	258.3	2	199.2	1			245.7
6	21	Camil Perian / R01 Racing by Varu Nicu	ROU	Camil Perian	ROU	<b>Florin Tincescu</b>	ROU	Porsche 911 GT3 Cup gen 2	AM	2	262.1	5	261.5	2	260.8	3	260.8	6	259.6	4	260.9
7	52	Q1-trackracing	BEL	Xander Przybylak	BEL	<b>Laurent Vandervelde</b>	BEL	Porsche 992 GT3 Cup	AM	3	262.1	5	262.1	6	261.5	4	257.1	3	246.0	2	257.7
8	73	Axel Van Straaten / Orhès Racing	FRA	<b>Axel Van Straaten</b>	FRA	Remi Van Straaten	FRA	Porsche 992 GT3 Cup	PROAM	5	262.1	4	259.6	3	258.9	5	248.8	6	164.1	1	238.7
9	68	GDL Racing	SMR	<b>Samuele Bosio</b>	ITA	Glauco Solieri	ITA	Porsche 992 GT3 Cup	AM	4	261.5	3	261.5	5	261.5	6	258.3	2	246.5	4	257.8
10	90	Enrico Fulgenzi Racing / Enrico Fulgenzi	ITA	<b>Shintaro Akatsu</b>	JPN	Enrico Fulgenzi	ITA	Porsche 992 GT3 Cup	PROAM	6	260.8	5	258.9	4	258.9	6	258.3	3	248.2	2	257.1
11	111	Eugenio Pisani / SP Racing	ITA	<b>Fabio Fabiani</b>	ITA	Stefano Zerbi	ITA	Porsche 911 GT3 Cup gen 2	AM	5	260.8	6	260.2	3	255.9	2	248.2	4	227.8	5	250.6
12	67	GDL Racing	SMR	<b>Gianluca De Lorenzi</b>	ITA	Stefano Borghi	ITA	Porsche 992 GT3 Cup	AM	6	259.6	6	258.3	5	257.7	2	257.7	3	255.3	4	257.7
13	77	EST1 Racing	EST	<b>Jori Ala-Jyrä</b>	EST	Alex Reimann	EST	Porsche 992 GT3 Cup	AM	7	258.3	6	255.9	3	255.9	4	251.1	5	232.2	2	250.7
14	57	Q1-trackracing	BEL	<b>Fidel Castillo</b>	ESP	Nicolas Vandierendonck	BEL	Porsche 992 GT3 Cup	PROAM	7	257.7	3	257.1	6	255.3	2	251.7	5	229.7	4	250.3
15	119	Mertel Motorsport	DEU	<b>Stefano Bozzoni</b>	ITA	Fernando Navarrete	ESP	Ferrari 488 Challenge Evo	AM	8	257.7	6	249.4	4	248.2	3	246.0	2	244.3	5	249.1
16	166	GDL Racing	SMR	Roberto Fecchio	ITA	<b>Juuso Puhakka</b>	ESP	Porsche 992 GT3 Cup	PROAM	8	257.1	4	257.1	5	255.9	3	252.3	2	218.6	1	248.2
17	70	GDL Racing	SMR	Roberto Bosio	ITA	<b>Maurizio Fondi</b>	ITA	Porsche 911 GT3 Cup gen 2	AM	9	256.5	5	255.3	2	255.3	6	253.5	3	220.8	4	248.3







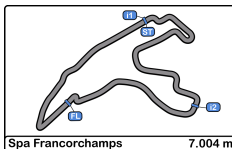
Spa Francorchamps  
GT Cup Europe  
Qualifying - 2 Driver - 2  
Fastest Laps Sequence

Spa Francorchamps 7.004 m.



Lap	Time of Day	Session Time	N° Entrant/Team	Nat	Driver 1	Nat	Driver 2	Nat	Vehicle	Cat	Time	Km/h
2	13:25:13.343	5:13.343	169 Kessel Racing		Alexandre Bochez		<u>Mikaël Bochez</u>		Ferrari 488 Challenge	AM	2:29.898	168.2
2	13:25:43.517	5:43.517	81 Mertel Motorsport		Luca Ludwig		<u>Axel Sartingen</u>		Ferrari 488 Challenge Evo	PROAM	2:28.221	170.1
2	13:27:06.724	7:06.724	80 Mertel Motorsport		<u>Iván Velasco</u>		Jorge Cabezas		Ferrari 488 Challenge Evo	PROAM	2:24.146	174.9
4	13:29:35.869	9:35.869	116 Volcano Motorsport		Evgenii Leonov		<u>Adam Christodolou</u>		Porsche 992 GT3 Cup	PROAM	2:22.704	176.6





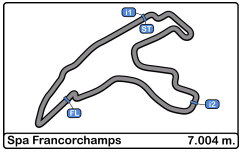
**Spa Francorchamps**  
**GT Cup Europe**  
**Qualifying - 2 Driver - 2**



**Event Best Maximum Speed**

N°	Entrant/Team	Nat	Driver 1	Nat	Driver 2	Nat	Vehicle	Cat	Km/h	Session
119	Mertel Motorsport	DEU	Stefano Bozzoni	ITA	Fernando Navarrete	ESP	Ferrari 488 Challenge Evo	AM	270.6	Qualifying - 1 Driver - 1
80	Mertel Motorsport	DEU	Iván Velasco	ESP	Jorge Cabezas	ESP	Ferrari 488 Challenge Evo	PROAM	269.3	Free Practice - 2
44	Eugenio Pisani / SP Racing	ITA	Eugenio Pisani	ITA	Stefano Zanini	MCO	Porsche 911 GT3 Cup gen 2	PROAM	269.3	Free Practice - 2
90	Enrico Fulgenzi Racing / Enrico Fulgenzi	ITA	Shintaro Akatsu	JPN	Enrico Fulgenzi	ITA	Porsche 992 GT3 Cup	PROAM	267.9	Free Practice - 1
116	Volcano Motorsport	ESP	Evgenii Leonov	IND	Adam Christodolou	GBR	Porsche 992 GT3 Cup	PROAM	267.3	Free Practice - 1
81	Mertel Motorsport	DEU	Luca Ludwig	DEU	Axel Satingen	DEU	Ferrari 488 Challenge Evo	PROAM	266.6	Free Practice - 1
169	Kessel Racing	CHE	Alexandre Bochez	CHE	Mikaël Bochez	CHE	Ferrari 488 Challenge	AM	265.3	Qualifying - 1 Driver - 1
21	Camil Perian / R01 Racing by Varu Nicu	ROU	Camil Perian	ROU	Florin Tincescu	ROU	Porsche 911 GT3 Cup gen 2	AM	264.7	Free Practice - 2
68	GDL Racing	SMR	Samuele Bosio	ITA	Glauco Solieri	ITA	Porsche 992 GT3 Cup	AM	264.0	Free Practice - 2
77	EST1 Racing	EST	Jori Ala-Jyrä	EST	Alex Reimann	EST	Porsche 992 GT3 Cup	AM	264.0	Free Practice - 3 -bronze drivers-
73	Axel Van Straaten / Orhès Racing	FRA	Axel Van Straaten	FRA	Remi Van Straaten	FRA	Porsche 992 GT3 Cup	PROAM	264.0	Qualifying - 1 Driver - 1
52	Q1-trackracing	BEL	Xander Przybylak	BEL	Laurent Vandervelde	BEL	Porsche 992 GT3 Cup	AM	263.4	Free Practice - 2
111	Eugenio Pisani / SP Racing	ITA	Fabio Fabiani	ITA	Stefano Zerbi	ITA	Porsche 911 GT3 Cup gen 2	AM	262.7	Free Practice - 1
67	GDL Racing	SMR	Gianluca De Lorenzi	ITA	Stefano Borghi	ITA	Porsche 992 GT3 Cup	AM	262.1	Free Practice - 1
57	Q1-trackracing	BEL	Fidel Castillo	ESP	Nicolas Vandierendonck	BEL	Porsche 992 GT3 Cup	PROAM	261.5	Qualifying - 1 Driver - 1
166	GDL Racing	SMR	Roberto Fecchio	ITA	Juuso Puhakka	ESP	Porsche 992 GT3 Cup	PROAM	260.2	Qualifying - 1 Driver - 1
70	GDL Racing	SMR	Roberto Bosio	ITA	Maurizio Fondi	ITA	Porsche 911 GT3 Cup gen 2	AM	258.3	Free Practice - 1



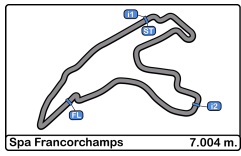


Spa Francorchamps  
GT Cup Europe  
Qualifying - 2 Driver - 2  
Pit Stop Analysis

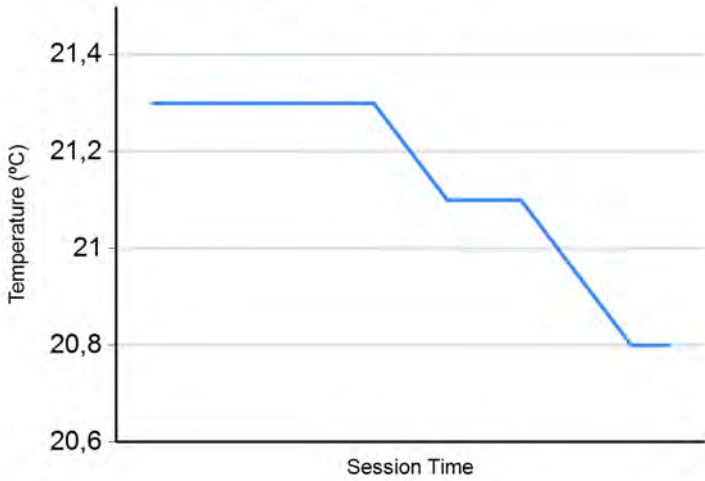


CIRCUIT DE SPA  
FRANCORCHAMPS

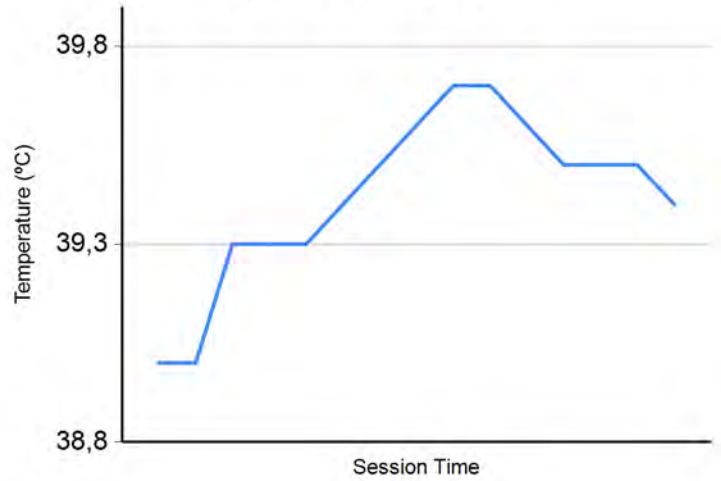




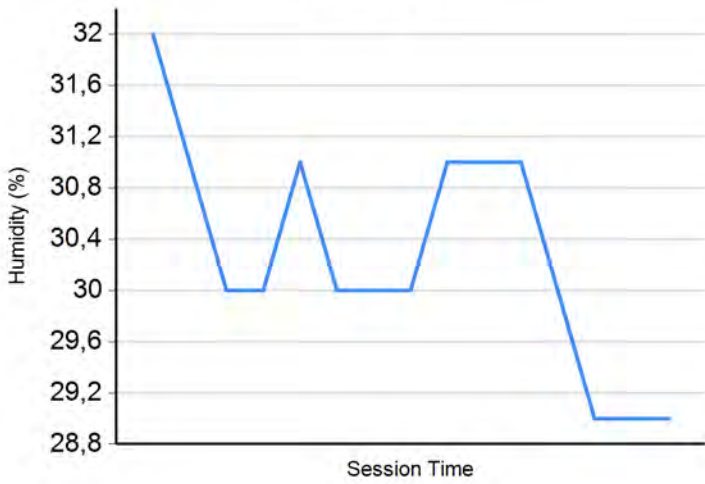
**Air Temperature**



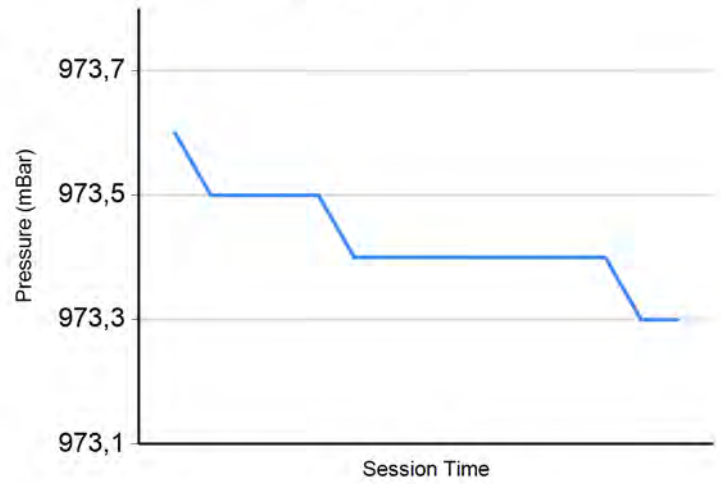
**Track Temperature**



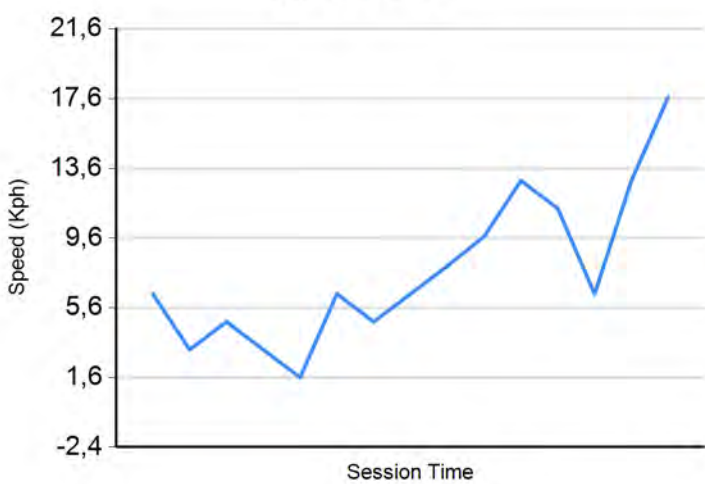
**Humidity**



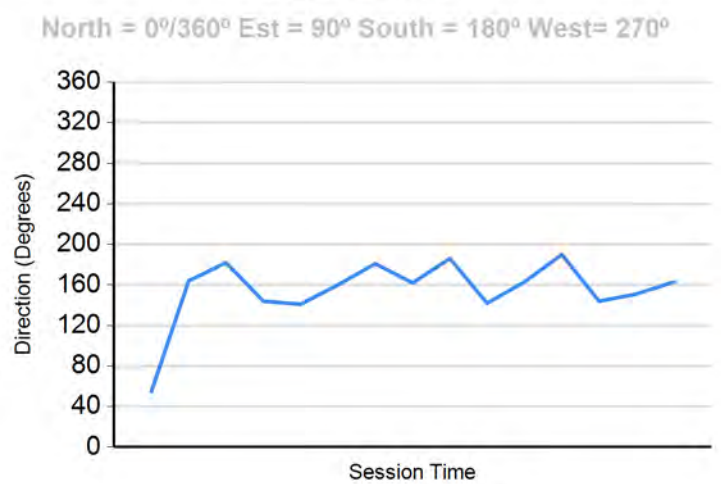
**Pressure**

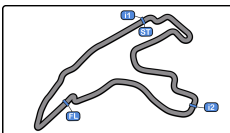


**Wind Speed**



**Wind direction**





Spa Francorchamps  
GT Cup Europe  
Race



7.004 m  
Provisional Results

Cls	N°	Entrant/Team	Nat	Driver 1	Nat	Driver 2	Nat	Vehicle	Cat	Cl	Laps	Total Time	Gap	Interval	Km/h	Best	Time	Km/h
1	116	Volcano Motorsport	ESP	Evgenii Leonov	GER	Adam Christodolou	GBR	Porsche 992 GT3 Cup	PROAM	1	51	2:26:02.062			146.7	39	2:25.881	172.8
2	52	Q1-trackracing	BEL	Xander Przybylak	BEL	Laurent Vandervelde	BEL	Porsche 992 GT3 Cup	AM	1	51	2:26:22.440	20.378	20.378	146.4	21	2:27.098	171.4
3	80 *	Mertel Motorsport	DEU	Iván Velasco	ESP	Jorge Cabezas	ESP	Ferrari 488 Challenge Evo	PROAM	2	51	2:26:27.744	25.682	5.304	146.3	7	2:26.763	171.8
4	169	Kessel Racing	CHE	Alexandre Bochez	CHE	Mikaël Bochez	CHE	Ferrari 488 Challenge	AM	2	50	2:24:27.717	1 Lap	1 Lap	145.4	7	2:29.149	169.0
5	67	GDL Racing	SMR	Gianluca De Lorenzi	ITA	Stefano Borghi	ITA	Porsche 992 GT3 Cup	AM	3	50	2:24:38.617	1 Lap	10.900	145.2	4	2:27.652	170.7
6	77	EST1 Racing	EST	Jori Ala-Jyrä	EST	Alex Reimann	EST	Porsche 992 GT3 Cup	AM	4	50	2:24:52.361	1 Lap	13.744	145.0	28	2:26.948	171.5
7	68 *	GDL Racing	SMR	Samuele Bosio	ITA	Glauco Solieri	ITA	Porsche 992 GT3 Cup	AM	5	50	2:24:55.955	1 Lap	3.594	144.9	36	2:28.882	169.3
8	111	Eugenio Pisani / SP Racing	ITA	Fabio Fabiani	ITA	Stefano Zerbi	ITA	Porsche 911 GT3 Cup gen 2	AM	6	48	2:24:15.978	3 Laps	2 Laps	139.8	4	2:31.636	166.2
9	70	GDL Racing	SMR	Roberto Bosio	ITA	Maurizio Fondi	ITA	Porsche 911 GT3 Cup gen 2	AM	7	48	2:26:36.467	3 Laps	2:20.489	137.5	47	2:36.166	161.4
10	57	Q1-trackracing	BEL	Fidel Castillo	ESP	Nicolas Vandierendonck	BEL	Porsche 992 GT3 Cup	PROAM	3	45	2:10:58.761	6 Laps	3 Laps	144.3	36	2:27.435	171.0

Not classified: (Requirements: 75% of number laps of leader = 39 Laps)

119	Mertel Motorsport	DEU	Stefano Bozzoni	ITA	Fernando Navarrete	ESP	Ferrari 488 Challenge Evo	AM	8	38	1:49:58.372	13 Laps	7 Laps	145.2	4	2:25.775	172.9
81	Mertel Motorsport	DEU	Luca Ludwig	DEU	Axel Satingen	DEU	Ferrari 488 Challenge Evo	PROAM	4	31	1:29:34.010	20 Laps	7 Laps	145.4	16	2:26.391	172.2
44	Eugenio Pisani / SP Racing	ITA	Eugenio Pisani	ITA	Stefano Zanini	MCO	Porsche 911 GT3 Cup gen 2	PROAM	5	25	1:08:25.263	26 Laps	6 Laps	153.5	15	2:27.472	170.9
73	Axel Van Straaten / Orhès Racing	FRA	Axel Van Straaten	FRA	Remi Van Straaten	FRA	Porsche 992 GT3 Cup	PROAM	6	25	1:09:06.113	26 Laps	40.850	152.0	9	2:28.340	169.9
166	GDL Racing	SMR	Roberto Fecchio	ITA	Juuso Puhakka	ESP	Porsche 992 GT3 Cup	PROAM	7	10	31:09.879	41 Laps	15 Laps	134.8	5	2:34.974	162.7
90	Enrico Fulgenzi Racing / Enrico Fulgenzi	ITA	Shintaro Akatsu	JPN	Enrico Fulgenzi	ITA	Porsche 992 GT3 Cup	PROAM	8	1	2:50.052	50 Laps	9 Laps	148.2	1	2:50.052	148.2
21	Camil Perian / R01 Racing by Varu Nicu	ROU	Camil Perian	ROU	Florin Tincescu	ROU	Porsche 911 GT3 Cup gen 2	AM	9	1	2:50.723	50 Laps	0.671	147.6	1	2:50.723	147.6

Fastest lap Bozzoni - Navarrete in 2:25.775 at 172.9 Km/h in lap 4

AM	119	Mertel Motorsport	DEU	Stefano Bozzoni	ITA	Fernando Navarrete	ESP	Ferrari 488 Challenge Evo	4	2:25.775	172.9
PROAM	116	Volcano Motorsport	ESP	Evgenii Leonov	GER	Adam Christodolou	GBR	Porsche 992 GT3 Cup	39	2:25.881	172.8

\* PENALTIES

CAR #68 - 5 SECONDS TIME PENALTY ADDED TO RACE TIME - LESS TIME HANDICAP

CAR #80 - 5 SECONDS TIME PENALTY ADDED TO RACE TIME - LESS TIME HANDICAP

Published at:.....

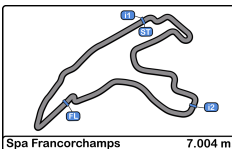
Track Temp: 39.9 °C Air Temp: 22.5 °C Humidity: 32 % Track Status: DRY

Race Director:

Timekeeper: Luis Angel García Nuñez

JOB-1605-ESP/M





**Spa Francorchamps**  
**GT Cup Europe**  
**Race**  
**Provisional Results by Category**



PROAM																		
Cls	N°	Entrant/Team	Nat	Driver 1	Nat	Driver 2	Nat	Vehicle	Cat	Cl	Laps	Total Time	Gap	Interval	Km/h	Best	Time	Km/h
1	116	Volcano Motorsport	ESP	Evgenii Leonov	ESP	Adam Christodolou	GBR	Porsche 992 GT3 Cup	PROAM	1	51	<b>2:26:02.062</b>			146.7	39	2:25.881	172.8
2	80*	Mertel Motorsport	ESP	Iván Velasco	ESP	Jorge Cabezas	ESP	Ferrari 488 Challenge Evo	PROAM	2	51	<b>2:26:27.744</b>	25.682	25.682	146.3	7	2:26.763	171.8
3	57	Q1-trackracing	BEL	Fidel Castillo	ESP	Nicolas Vandierendonck	BEL	Porsche 992 GT3 Cup	PROAM	3	45	<b>2:10:58.761</b>	6 Laps	6 Laps	144.3	36	2:27.435	171.0
<b>Not classified: (Requirements: 75% of number laps of leader = 39 Laps)</b>																		
81		Mertel Motorsport	DEU	Luca Ludwig	DEU	Axel Sartingen	DEU	Ferrari 488 Challenge Evo	PROAM	4	31	<b>1:29:34.010</b>	20 Laps	14 Laps	145.4	16	2:26.391	172.2
44		Eugenio Pisani / SP Racing	ITA	Eugenio Pisani	ITA	Stefano Zanini	ITA	Porsche 911 GT3 Cup gen 2	PROAM	5	25	<b>1:08:25.263</b>	26 Laps	6 Laps	153.5	15	2:27.472	170.9
73		Axel Van Straaten / Orhès Racing	FRA	Axel Van Straaten	FRA	Remi Van Straaten	FRA	Porsche 992 GT3 Cup	PROAM	6	25	<b>1:09:06.113</b>	26 Laps	40.850	152.0	9	2:28.340	169.9
166		GDL Racing	ITA	Roberto Fecchio	ITA	Juuso Puhakka	ESP	Porsche 992 GT3 Cup	PROAM	7	10	<b>31:09.879</b>	41 Laps	15 Laps	134.8	5	2:34.974	162.7
90		Enrico Fulgenzi Racing / Enrico Fulgenzi	ITA	Shintaro Akatsu	JPN	Enrico Fulgenzi	ITA	Porsche 992 GT3 Cup	PROAM	8	1	<b>2:50.052</b>	50 Laps	9 Laps	148.2	1	2:50.052	148.2

AM																		
Cls	N°	Entrant/Team	Nat	Driver 1	Nat	Driver 2	Nat	Vehicle	Cat	Cl	Laps	Total Time	Gap	Interval	Km/h	Best	Time	Km/h
1	52	Q1-trackracing	BEL	Xander Przybylak	BEL	Laurent Vandervelde	BEL	Porsche 992 GT3 Cup	AM	1	51	<b>2:26:22.440</b>			146.4	21	2:27.098	171.4
2	169	Kessel Racing	CHE	Alexandre Bochez	CHE	Mikaël Bochez	CHE	Ferrari 488 Challenge	AM	2	50	<b>2:24:27.717</b>	1 Lap	1 Lap	145.4	7	2:29.149	169.0
3	67	GDL Racing	ITA	Gianluca De Lorenzi	ITA	Stefano Borghi	ITA	Porsche 992 GT3 Cup	AM	3	50	<b>2:24:38.617</b>	1 Lap	10.900	145.2	4	2:27.652	170.7
4	77	EST1 Racing	EST	Jori Ala-Jyrä	EST	Alex Reimann	EST	Porsche 992 GT3 Cup	AM	4	50	<b>2:24:52.361</b>	1 Lap	13.744	145.0	28	2:26.948	171.5
5	68*	GDL Racing	ITA	Samuele Bosio	ITA	Glauco Solieri	ITA	Porsche 992 GT3 Cup	AM	5	50	<b>2:24:55.955</b>	1 Lap	3.594	144.9	36	2:28.882	169.3
6	111	Eugenio Pisani / SP Racing	ITA	Fabio Fabiani	ITA	Stefano Zerbi	ITA	Porsche 911 GT3 Cup gen 2	AM	6	48	<b>2:24:15.978</b>	3 Laps	2 Laps	139.8	4	2:31.636	166.2
7	70	GDL Racing	ITA	Roberto Bosio	ITA	Maurizio Fondi	ITA	Porsche 911 GT3 Cup gen 2	AM	7	48	<b>2:26:36.467</b>	3 Laps	2:20.489	137.5	47	2:36.166	161.4
<b>Not classified: (Requirements: 75% of number laps of leader = 39 Laps)</b>																		
119		Mertel Motorsport	DEU	Stefano Bozzoni	ITA	Fernando Navarrete	ESP	Ferrari 488 Challenge Evo	AM	8	38	<b>1:49:58.372</b>	13 Laps	10 Laps	145.2	4	2:25.775	172.9
21		Camil Perian / R01 Racing by Varu Nicu	ROU	Camil Perian	ROU	Florin Tinescu	ROU	Porsche 911 GT3 Cup gen 2	AM	9	1	<b>2:50.723</b>	50 Laps	37 Laps	147.6	1	2:50.723	147.6

**Fastest lap Bozzoni - Navarrete in 2:25.775 at 172.9 Km/h in lap 4**

**\* PENALTIES**

CAR #68 - 5 SECONDS TIME PENALTY ADDED TO RACE TIME - LESS TIME HANDICAP

CAR #80 - 5 SECONDS TIME PENALTY ADDED TO RACE TIME - LESS TIME HANDICAP

Published at:.....

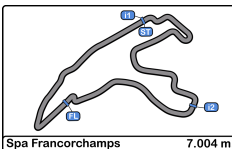
Track Temp: **39.9 °C** Air Temp: **22.5 °C** Humidity: **32 %** Track Status: **DRY**

**Race Director:**

**Timekeeper:** Luis Angel García Nuñez

*(Signature)*  
JOB-1605-ESP/M





Spa Francorchamps  
GT Cup Europe  
Race  
Provisional Results by Class



GT Open Cup Europe																		
Cls	N°	Entrant/Team	Nat	Driver 1	Nat	Driver 2	Nat	Vehicle	Cat	Cl	Laps	Total Time	Gap	Interval	Km/h	Best	Time	Km/h
1	116	Volcano Motorsport	ESP	Evgenii Leonov	ESP	Adam Christodolou	GBR	Porsche 992 GT3 Cup	GT Cup	1	51	<b>2:26:02.062</b>			146.7	39	2:25.881	172.8
2	52	Q1-trackracing	BEL	Xander Przybylak	BEL	Laurent Vandervelde	BEL	Porsche 992 GT3 Cup	GT Cup	2	51	<b>2:26:22.440</b>	20.378	20.378	146.4	21	2:27.098	171.4
3	80 *	Mertel Motorsport	ESP	Iván Velasco	ESP	Jorge Cabezas	ESP	Ferrari 488 Challenge Evo	GT Cup	3	51	<b>2:26:27.744</b>	25.682	5.304	146.3	7	2:26.763	171.8
4	169	Kessel Racing	CHE	Alexandre Bochez	CHE	Mikaël Bochez	CHE	Ferrari 488 Challenge	GT Cup	4	50	<b>2:24:27.717</b>	1 Lap	1 Lap	145.4	7	2:29.149	169.0
5	67	GDL Racing	ITA	Gianluca De Lorenzi	ITA	Stefano Borghi	ITA	Porsche 992 GT3 Cup	GT Cup	5	50	<b>2:24:38.617</b>	1 Lap	10.900	145.2	4	2:27.652	170.7
6	77	EST1 Racing	EST	Jori Ala-Jyrä	EST	Alex Reimann	EST	Porsche 992 GT3 Cup	GT Cup	6	50	<b>2:24:52.361</b>	1 Lap	13.744	145.0	28	2:26.948	171.5
7	68 *	GDL Racing	ITA	Samuele Bosio	ITA	Glauco Solieri	ITA	Porsche 992 GT3 Cup	GT Cup	7	50	<b>2:24:55.955</b>	1 Lap	3.594	144.9	36	2:28.882	169.3
8	111	Eugenio Pisani / SP Racing	ITA	Fabio Fabiani	ITA	Stefano Zerbi	ITA	Porsche 911 GT3 Cup gen 2	GT Cup	8	48	<b>2:24:15.978</b>	3 Laps	2 Laps	139.8	4	2:31.636	166.2
9	70	GDL Racing	ITA	Roberto Bosio	ITA	Maurizio Fondi	ITA	Porsche 911 GT3 Cup gen 2	GT Cup	9	48	<b>2:26:36.467</b>	3 Laps	2:20.489	137.5	47	2:36.166	161.4
10	57	Q1-trackracing	BEL	Fidel Castillo	ESP	Nicolas Vandierendonck	BEL	Porsche 992 GT3 Cup	GT Cup	10	45	<b>2:10:58.761</b>	6 Laps	3 Laps	144.3	36	2:27.435	171.0
<b>Not classified: (Requirements: 75% of number laps of leader = 39 Laps)</b>																		
119	Mertel Motorsport	ESP	Stefano Bozzoni	ITA	Fernando Navarrete	ESP	Ferrari 488 Challenge Evo	GT Cup	11	38	<b>1:49:58.372</b>	13 Laps	7 Laps	145.2	4	2:25.775	172.9	
81	Mertel Motorsport	DEU	Luca Ludwig	DEU	Axel Satingen	DEU	Ferrari 488 Challenge Evo	GT Cup	12	31	<b>1:29:34.010</b>	20 Laps	7 Laps	145.4	16	2:26.391	172.2	
44	Eugenio Pisani / SP Racing	ITA	Eugenio Pisani	ITA	Stefano Zanini	MCO	Porsche 911 GT3 Cup gen 2	GT Cup	13	25	<b>1:08:25.263</b>	26 Laps	6 Laps	153.5	15	2:27.472	170.9	
73	Axel Van Straaten / Orhès Racing	FRA	Axel Van Straaten	FRA	Remi Van Straaten	FRA	Porsche 992 GT3 Cup	GT Cup	14	25	<b>1:09:06.113</b>	26 Laps	40.850	152.0	9	2:28.340	169.9	
166	GDL Racing	ITA	Roberto Fecchio	ITA	Juuso Puhakka	ESP	Porsche 992 GT3 Cup	GT Cup	15	10	<b>31:09.879</b>	41 Laps	15 Laps	134.8	5	2:34.974	162.7	
90	Enrico Fulgenzi Racing / Enrico Fulgenzi	ITA	Shintaro Akatsu	JPN	Enrico Fulgenzi	ITA	Porsche 992 GT3 Cup	GT Cup	16	1	<b>2:50.052</b>	50 Laps	9 Laps	148.2	1	2:50.052	148.2	
21	Camil Perian / R01 Racing by Varu Nicu	ROU	Camil Perian	ROU	Florin Tincescu	ROU	Porsche 911 GT3 Cup gen 2	GT Cup	17	1	<b>2:50.723</b>	50 Laps	0.671	147.6	1	2:50.723	147.6	

Fastest lap Bozzoni - Navarrete in 2:25.775 at 172.9 Km/h in lap 4

\* PENALTIES

CAR #68 - 5 SECONDS TIME PENALTY ADDED TO RACE TIME - LESS TIME HANDICAP

CAR #80 - 5 SECONDS TIME PENALTY ADDED TO RACE TIME - LESS TIME HANDICAP

Published at:.....

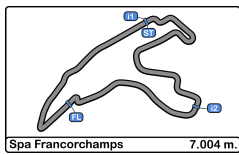
Track Temp: **39.9 °C** Air Temp: **22.5 °C** Humidity: **32 %** Track Status: **DRY**

Race Director:

Timekeeper: Luis Angel García Nuñez

*[Signature]*  
JOB-1605-ESP/M





**Spa Francorchamps**  
**GT Cup Europe**  
**Race**

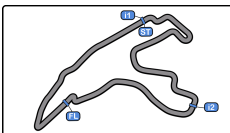


**Provisional Classification by Driver Fastest Lap**

Cl	N°	Entrant/Team	Nat	Vehicle	Driver	Nat	Cat	Cl	Laps	Best	Time	Gap	Interval	Km/h
1	119	Mertel Motorsport	DEU	Ferrari 488 Challenge Evo	Fernando Navarrete	ESP	AM	1	32	4	2:25.775			172.9
2	116	Volcano Motorsport	ESP	Porsche 992 GT3 Cup	Adam Christodolou	GBR	PROAM	1	28	16	2:25.881	0.106	0.106	172.8
3	81	Mertel Motorsport	DEU	Ferrari 488 Challenge Evo	Luca Ludwig	DEU	PROAM	2	15	3	2:26.391	0.616	0.510	172.2
4	80	Mertel Motorsport	DEU	Ferrari 488 Challenge Evo	Jorge Cabezas	ESP	PROAM	3	24	7	2:26.763	0.988	0.372	171.8
5	80	Mertel Motorsport	DEU	Ferrari 488 Challenge Evo	Iván Velasco	ESP	PROAM	4	27	15	2:26.933	1.158	0.170	171.6
6	77	EST1 Racing	EST	Porsche 992 GT3 Cup	Alex Reimann	EST	AM	2	31	22	2:26.948	1.173	0.015	171.5
7	52	Q1-trackracing	BEL	Porsche 992 GT3 Cup	Xander Przybylak	BEL	AM	3	29	8	2:27.098	1.323	0.150	171.4
8	57	Q1-trackracing	BEL	Porsche 992 GT3 Cup	Fidel Castillo	ESP	PROAM	5	23	14	2:27.435	1.660	0.337	171.0
9	44	Eugenio Pisani / SP Racing	ITA	Porsche 911 GT3 Cup gen 2	Eugenio Pisani	ITA	PROAM	6	12	2	2:27.472	1.697	0.037	170.9
10	67	GDL Racing	SMR	Porsche 992 GT3 Cup	Gianluca De Lorenzi	ITA	AM	4	32	4	2:27.652	1.877	0.180	170.7
11	57	Q1-trackracing	BEL	Porsche 992 GT3 Cup	Nicolas Vandierendo	BEL	PROAM	7	22	16	2:27.731	1.956	0.079	170.6
12	116	Volcano Motorsport	ESP	Porsche 992 GT3 Cup	Evgenii Leonov	MDA	PROAM	8	23	16	2:27.894	2.119	0.163	170.4
13	73	Axel Van Straaten / Orhès Racing	FRA	Porsche 992 GT3 Cup	Remi Van Straaten	FRA	PROAM	9	15	9	2:28.340	2.565	0.446	169.9
14	68	GDL Racing	SMR	Porsche 992 GT3 Cup	Glauco Solieri	ITA	AM	5	26	25	2:28.882	3.107	0.542	169.3
15	169	Kessel Racing	CHE	Ferrari 488 Challenge	Alexandre Bochez	CHE	AM	6	24	7	2:29.149	3.374	0.267	169.0
16	81	Mertel Motorsport	DEU	Ferrari 488 Challenge Evo	Axel Satingen	DEU	PROAM	10	16	9	2:29.383	3.608	0.234	168.7
17	44	Eugenio Pisani / SP Racing	ITA	Porsche 911 GT3 Cup gen 2	Stefano Zanini	MCO	PROAM	11	13	4	2:29.539	3.764	0.156	168.6
18	169	Kessel Racing	CHE	Ferrari 488 Challenge	Mikaël Bochez	CHE	AM	7	26	18	2:29.806	4.031	0.267	168.3
19	52	Q1-trackracing	BEL	Porsche 992 GT3 Cup	Laurent Vandervelde	BEL	AM	8	22	15	2:30.273	4.498	0.467	167.7
20	73	Axel Van Straaten / Orhès Racing	FRA	Porsche 992 GT3 Cup	Axel Van Straaten	FRA	PROAM	12	10	8	2:31.123	5.348	0.850	166.8
21	111	Eugenio Pisani / SP Racing	ITA	Porsche 911 GT3 Cup gen 2	Fabio Fabiani	ITA	AM	9	27	4	2:31.636	5.861	0.513	166.2
22	77	EST1 Racing	EST	Porsche 992 GT3 Cup	Jori Ala-Jyrä	EST	AM	10	19	14	2:32.694	6.919	1.058	165.1
23	68	GDL Racing	SMR	Porsche 992 GT3 Cup	Samuele Bosio	ITA	AM	11	24	18	2:33.227	7.452	0.533	164.5
24	67	GDL Racing	SMR	Porsche 992 GT3 Cup	Stefano Borghi	ITA	AM	12	18	12	2:33.715	7.940	0.488	164.0
25	166	GDL Racing	SMR	Porsche 992 GT3 Cup	Roberto Fecchio	ITA	PROAM	13	10	5	2:34.974	9.199	1.259	162.7
26	70	GDL Racing	SMR	Porsche 911 GT3 Cup gen 2	Maurizio Fondi	ITA	AM	13	27	26	2:36.166	10.391	1.192	161.4
27	119	Mertel Motorsport	DEU	Ferrari 488 Challenge Evo	Stefano Bozzoni	ITA	AM	14	6	5	2:37.472	11.697	1.306	160.1
28	111	Eugenio Pisani / SP Racing	ITA	Porsche 911 GT3 Cup gen 2	Stefano Zerbi	ITA	AM	15	21	7	2:38.114	12.339	0.642	159.4
29	70	GDL Racing	SMR	Porsche 911 GT3 Cup gen 2	Roberto Bosio	ITA	AM	16	21	6	2:38.127	12.352	0.013	159.4
30	90	Enrico Fulgenzi Racing / Enrico Fulgenzi	ITA	Porsche 992 GT3 Cup	Shintaro Akatsu	JPN	PROAM	14	1	1	2:50.052	24.277	11.925	148.2
31	21	Camil Perian / R01 Racing by Varu Nicu	ROU	Porsche 911 GT3 Cup gen 2	Camil Perian	ROU	AM	17	1	1	2:50.723	24.948	0.671	147.6







# Spa Francorchamps

## GT Cup Europe

### Race

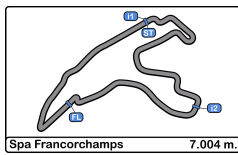
#### Distance and Speed Average

Spa Francorchamps 7.004 m



Cls	Nº	Entrant/Team	Nat	Driver 1	Nat	Driver 2	Nat	Vehicle	Cat	Cls	Laps	Distance	Total Time	Km/h
1	116	Volcano Motorsport	ESP	Evgenii Leonov	IND	Adam Christodolou	GBR	Porsche 992 GT3 Cup	PROAM	1	51	357.20	2:26:02.062	146.7
2	52	Q1-trackracing	BEL	Xander Przybylak	BEL	Laurent Vandervelde	BEL	Porsche 992 GT3 Cup	AM	1	51	357.20	2:26:22.440	146.4
3	80	Mertel Motorsport	DEU	Iván Velasco	ESP	Jorge Cabezas	ESP	Ferrari 488 Challenge Evo	PROAM	2	51	357.20	2:26:27.744	146.3
4	169	Kessel Racing	CHE	Alexandre Bochez	CHE	Mikaël Bochez	CHE	Ferrari 488 Challenge	AM	2	50	350.20	2:24:27.717	145.4
5	67	GDL Racing	SMR	Gianluca De Lorenzi	ITA	Stefano Borghi	ITA	Porsche 992 GT3 Cup	AM	3	50	350.20	2:24:38.617	145.2
6	77	EST1 Racing	EST	Jori Ala-Jyrä	EST	Alex Reimann	EST	Porsche 992 GT3 Cup	AM	4	50	350.20	2:24:52.361	145.0
7	68	GDL Racing	SMR	Samuele Bosio	ITA	Glauco Solieri	ITA	Porsche 992 GT3 Cup	AM	5	50	350.20	2:24:55.955	144.9
8	111	Eugenio Pisani / SP Racing	ITA	Fabio Fabiani	ITA	Stefano Zerbi	ITA	Porsche 911 GT3 Cup gen 2	AM	6	48	336.19	2:24:15.978	139.8
9	70	GDL Racing	SMR	Roberto Bosio	ITA	Maurizio Fondi	ITA	Porsche 911 GT3 Cup gen 2	AM	7	48	336.19	2:26:36.467	137.5
10	57	Q1-trackracing	BEL	Fidel Castillo	ESP	Nicolas Vandierendonck	BEL	Porsche 992 GT3 Cup	PROAM	3	45	315.18	2:10:58.761	144.3
<b>Not classified: (Requirements: 75% of number laps of leader = 39 Laps)</b>														
119		Mertel Motorsport	DEU	Stefano Bozzoni	ITA	Fernando Navarrete	ESP	Ferrari 488 Challenge Evo	AM	8	38	266.15	1:49:58.372	145.2
81		Mertel Motorsport	DEU	Luca Ludwig	DEU	Axel Satingen	DEU	Ferrari 488 Challenge Evo	PROAM	4	31	217.12	1:29:34.010	145.4
44		Eugenio Pisani / SP Racing	ITA	Eugenio Pisani	ITA	Stefano Zanini	DEU	Porsche 911 GT3 Cup gen 2	PROAM	5	25	175.10	1:08:25.263	153.5
73		Axel Van Straaten / Orhès Racing	FRA	Axel Van Straaten	FRA	Remi Van Straaten	FRA	Porsche 992 GT3 Cup	PROAM	6	25	175.10	1:09:06.113	152.0
166		GDL Racing	SMR	Roberto Fecchio	ITA	Juuso Puhakka	ESP	Porsche 992 GT3 Cup	PROAM	7	10	70.04	31:09.879	134.8
90		Enrico Fulgenzi Racing / Enrico Fulgenzi	ITA	Shintaro Akatsu	JPN	Enrico Fulgenzi	ITA	Porsche 992 GT3 Cup	PROAM	8	1	07.00	2:50.052	148.2
21		Camil Perian / R01 Racing by Varu Nicu	ROU	Camil Perian	ROU	Florin Tinescu	ROU	Porsche 911 GT3 Cup gen 2	AM	9	1	07.00	2:50.723	147.6





**Spa Francorchamps**  
**GT Cup Europe**  
**Race**  
**Lap Analysis**



**21** Camil Perian Porsche 911 GT3 Cup gen 2 **52** Xander Przybylak Porsche 992 GT3 Cup

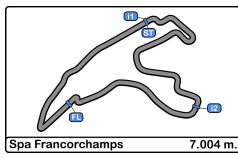
AM Florin Tincescu Camil Perian / R01 Racing by Varu AM Laurent Vandervelde Q1-trackracing

Lap	D	Time	Sector 1	Sector 2	Sector 3	T. Spd	Elapsed	Lap	D	Time	Sector 1	Sector 2	Sector 3	T. Spd	Elapsed
1	1	2:50.723	56.906	1:13.822	39.995	221.7	2:50.723	1	2	2:47.646	54.965	1:12.768	39.913	226.8	2:47.646

**44** Eugenio Pisani Porsche 911 GT3 Cup gen 2  
 PROAM Stefano Zanini Eugenio Pisani / SP Racing

Lap	D	Time	Sector 1	Sector 2	Sector 3	T. Spd	Elapsed	Lap	D	Time	Sector 1	Sector 2	Sector 3	T. Spd	Elapsed
1	2	2:51.871	57.388	1:14.271	40.212	215.1	2:51.871	2	2	2:30.713	41.408	1:10.801	38.504	259.6	5:18.359
2	2	2:30.211	41.953	1:09.556	38.702	262.7	5:22.082	3	2	2:31.299	41.604	1:10.936	38.759	254.1	7:49.658
3	2	2:30.544	42.104	1:10.193	38.247	251.1	7:52.626	4	2	2:30.402	41.214	1:10.104	39.084	262.1	10:20.060
4	2	2:29.539	41.604	1:09.306	38.629	261.5	10:22.165	5	2	2:31.440	41.255	1:10.242	39.943	261.5	12:51.500
5	2	2:31.043	41.472	1:10.271	39.300	262.1	12:53.208	6	2	2:31.475	41.101	1:10.622	39.752	262.1	15:22.975
6	2	2:30.375	41.456	1:09.692	39.227	263.4	15:23.583	7	2	2:35.455	42.064	1:11.764	41.627	258.9	17:58.430
7	2	2:34.093	41.706	1:11.774	40.613	246.0	17:57.676	8	2	2:33.242	41.697	1:11.634	39.911	260.2	20:31.672
8	2	2:30.999	42.296	1:09.679	39.024	258.9	20:28.675	9	2	2:33.149	42.053	1:10.860	40.236	259.6	23:04.821
9	2	2:31.259	42.076	1:10.378	38.805	243.7	22:59.934	10	2	2:35.141	42.955	1:12.024	40.162	250.0	25:39.962
10	2	2:30.227	41.527	1:09.976	38.724	264.0	25:30.161	11	2	2:45.726	54.129	1:11.647	39.950	254.7	28:25.688
11	2	2:32.605	41.625	1:10.005	40.975	260.8	28:02.766	12	2	2:40.626	41.765	1:12.127	46.734	251.7	31:06.314
12	2	3:02.157	53.010	1:16.794	52.353	199.6	31:04.923	13	2	2:46.211 P	44.599	1:14.077	47.535	229.2	33:52.525
13	2	2:45.448 P	43.673	1:14.074	47.701	238.9	33:50.371	14	1	6:06.922	4:18.661	1:09.498	38.763	223.1	39:59.447
14	1	6:05.035	4:17.056	1:09.634	38.345	247.7	39:55.406	15	1	2:28.805	41.366	1:09.155	38.284	240.5	42:28.252
15	1	2:27.472	40.626	1:08.568	38.278	266.6	42:22.878	16	1	2:30.188	40.752	1:10.318	39.118	261.5	44:58.440
16	1	2:31.754	40.249	1:10.143	41.362	267.9	44:54.632	17	1	2:28.498	40.827	1:08.233	39.438	259.6	47:26.938
17	1	2:28.544	40.292	1:09.765	38.487	243.7	47:23.176	18	1	2:36.615	44.351	1:11.092	41.172	217.7	50:03.553
18	1	2:30.336	40.710	1:10.260	39.366	267.9	49:53.512	19	1	3:29.098	45.321	1:43.775	1:00.002	130.2	53:32.651
19	1	3:38.225	52.316	1:45.723	1:00.186	108.3	53:31.737	20	1	2:28.411	41.824	1:08.495	38.092	232.2	56:01.062
20	1	2:28.190	40.374	1:09.928	37.888	268.6	55:59.927	21	1	2:27.098	40.213	1:08.311	38.574	262.7	58:28.160
21	1	2:27.480	40.242	1:09.040	38.198	269.3	58:27.407	22	1	2:29.407	40.894	1:09.641	38.872	247.1	1:00:57.567
22	1	2:28.882	40.502	1:10.064	38.316	269.3	1:00:56.289	23	1	2:29.040	41.391	1:08.705	38.944	262.1	1:03:26.607
23	1	2:28.893	40.494	1:10.309	38.090	244.8	1:03:25.182	24	1	2:27.966	40.487	1:08.993	38.486	258.9	1:05:54.573
24	1	2:30.624	40.768	1:11.082	38.774	270.0	1:05:55.806	25	1	2:37.205 P	40.766	1:09.227	47.212	242.1	1:08:31.778
25	1	2:29.457	40.762	1:10.778	37.917	268.6	1:08:25.263	26	2	6:01.321	4:12.121	1:10.433	38.767	245.4	1:14:33.099
26	1		41.105	1:10.661		267.3		27	2	2:30.273	41.481	1:10.186	38.606	257.7	1:17:03.372
								28	2	2:31.865	41.304	1:11.710	38.851	260.2	1:19:35.237
								29	2	2:43.242	41.835	1:16.932	44.475	266.0	1:22:18.479
								30	2	3:32.685	54.875	1:31.772	1:06.038	88.0	1:25:51.164
								31	2	3:43.248	1:06.979	1:39.795	56.474	139.1	1:29:34.412
								32	2	2:36.516	42.133	1:11.672	42.711	256.5	1:32:10.928
								33	2	3:59.560	1:03.480	1:58.183	57.897	125.2	1:36:10.488
								34	2	3:48.424 P	1:03.856	1:35.072	1:09.496	138.4	1:39:58.912
								35	1	6:03.584	4:14.302	1:10.942	38.340	241.0	1:46:02.496
								36	1	2:28.891	40.996	1:09.286	38.609	260.2	1:48:31.387
								37	1	2:28.283	40.973	1:08.963	38.347	260.2	1:50:59.670
								38	1	2:29.708	40.834	1:09.913	38.961	261.5	1:53:29.378
								39	1	2:30.053	41.038	1:09.925	39.090	250.0	1:55:59.431
								40	1	2:31.967	41.110	1:10.262	40.595	261.5	1:58:31.398
								41	1	2:30.568	41.735	1:09.805	39.028	238.9	2:01:01.966
								42	1	2:30.649	41.308	1:10.043	39.298	258.9	2:03:32.615
								43	1	2:32.104	41.844	1:10.621	39.639	259.6	2:06:04.719
								44	1	2:31.254	41.000	1:10.574	39.680	261.5	2:08:35.973
								45	1	2:32.465	42.122	1:11.624	38.719	235.8	2:11:08.438
								46	1	2:32.180	40.786	1:11.453	39.941	264.0	2:13:40.618
								47	1	2:31.463	41.257	1:10.990	39.216	258.3	2:16:12.081
								48	1	2:32.664	41.398	1:11.836	39.430	257.1	2:18:44.745
								49	1	2:31.934	41.606	1:10.907	39.421	253.5	2:21:16.679
								50	1	2:33.869	41.846	1:12.540	39.483	222.2	2:23:50.548
								51	1	2:31.892	41.189	1:10.865	39.838	257.7	2:26:22.440





**Spa Francorchamps**  
**GT Cup Europe**  
**Race**  
**Lap Analysis**

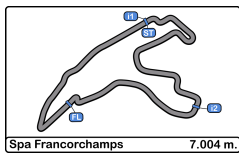


**57** Fidel Castillo Porsche 992 GT3 Cup **67** Gianluca De Lorenzi Porsche 992 GT3 Cup

PROAM Nicolas Vandierendonck Q1-trackracing AM Stefano Borghi GDL Racing

Lap	D	Time	Sector 1	Sector 2	Sector 3	T. Spd	Elapsed	Lap	D	Time	Sector 1	Sector 2	Sector 3	T. Spd	Elapsed
1	2	2:52.403	57.565	1:14.293	40.545	223.1	2:52.403	1	1	2:51.107	57.852	1:13.151	40.104	215.1	2:51.107
2	2	2:30.286	41.861	1:09.404	39.021	257.7	5:22.689	2	1	2:29.925	41.163	1:09.817	38.945	263.4	5:21.032
3	2	2:30.866	41.646	1:10.548	38.672	239.4	7:53.555	3	1	2:29.371	41.490	1:09.525	38.356	251.7	7:50.403
4	2	2:29.536	41.303	1:09.506	38.727	261.5	10:23.091	4	1	2:27.652	41.008	1:08.789	37.855	259.6	10:18.055
5	2	2:30.290	41.304	1:09.746	39.240	261.5	12:53.381	5	1	2:29.761	41.298	1:09.795	38.668	260.2	12:47.816
6	2	2:30.612	41.675	1:09.665	39.272	262.1	15:23.993	6	1	2:28.436	41.235	1:08.722	38.479	261.5	15:16.252
7	2	2:31.978	41.548	1:11.323	39.107	257.1	17:55.971	7	1	2:30.577	41.756	1:10.374	38.447	236.3	17:46.829
8	2	2:29.594	41.397	1:09.138	39.059	258.3	20:25.565	8	1	2:28.998	40.767	1:09.551	38.680	245.4	20:15.827
9	2	2:29.224	41.650	1:09.283	38.291	257.1	22:54.789	9	1	2:29.127	41.393	1:09.229	38.505	260.2	22:44.954
10	2	2:29.630	41.149	1:09.745	38.736	257.7	25:24.419	10	1	2:28.907	41.528	1:09.131	38.248	259.6	25:13.861
11	2	2:33.423	41.781	1:09.751	41.891	257.1	27:57.842	11	1	2:30.291	41.417	1:09.373	39.501	259.6	27:44.152
12	2	3:05.073	55.781	1:17.697	51.595	221.3	31:02.915	12	1	2:57.235	1:03.291	1:14.041	39.903	219.0	30:41.387
13	2	2:37.044	43.534	1:12.554	40.956	248.2	33:39.959	13	1	2:53.861	42.385	1:11.747	59.729	254.7	33:35.248
14	2	3:37.353 P	59.124	1:27.904	1:10.325	145.7	37:17.312	14	1	3:31.565	1:00.082	1:28.989	1:02.494	163.6	37:06.813
15	1	5:59.530	4:11.317	1:09.822	38.391	234.7	43:16.842	15	1	2:29.538	41.202	1:09.324	39.012	256.5	39:36.351
16	1	2:30.179	41.700	1:09.066	39.413	258.3	45:47.021	16	1	2:30.085	42.203	1:08.890	38.992	260.2	42:06.436
17	1	2:35.353	41.083	1:10.703	43.567	260.8	48:22.374	17	1	2:40.246 P	41.280	1:09.264	49.702	261.5	44:46.682
18	1	2:43.192	45.615	1:15.003	42.574	235.8	51:05.566	18	2	6:15.699	4:17.285	1:16.400	42.014	217.3	51:02.381
19	1	2:37.859	43.918	1:11.745	42.196	234.2	53:43.425	19	2	2:39.050	43.288	1:13.972	41.790	239.4	53:41.431
20	1	2:33.395	41.458	1:13.666	38.271	258.9	56:16.820	20	2	2:39.550	42.999	1:15.369	40.982	254.1	56:20.781
21	1	2:29.827	41.742	1:09.263	38.822	259.6	58:46.647	21	2	2:37.513	42.491	1:13.652	41.370	254.7	58:58.294
22	1	2:31.792	41.541	1:10.160	40.091	259.6	1:01:18.439	22	2	2:36.412	41.936	1:14.368	40.108	256.5	1:01:34.706
23	1	2:30.719	41.472	1:10.857	38.390	262.1	1:03:49.158	23	2	2:48.391 P	43.741	1:13.706	50.944	247.1	1:04:23.097
24	1	2:31.018	41.663	1:10.331	39.024	258.3	1:06:20.176	24	1	6:03.971	4:11.908	1:12.298	39.765	211.3	1:10:27.068
25	1	2:29.908	41.298	1:10.124	38.486	260.8	1:08:50.084	25	1	2:32.293	42.144	1:11.339	38.810	255.3	1:12:59.361
26	1	2:36.884 P	41.815	1:09.783	45.286	257.1	1:11:26.968	26	1	2:31.079	41.979	1:09.906	39.194	258.3	1:15:30.440
27	2	6:02.925	4:14.911	1:09.573	38.441	233.7	1:17:29.893	27	1	2:33.381	42.151	1:11.924	39.306	232.2	1:18:03.821
28	2	2:27.731	41.147	1:08.390	38.194	258.3	1:19:57.624	28	1	2:31.978	42.046	1:11.202	38.730	259.6	1:20:35.799
29	2	2:31.231	42.349	1:09.768	39.114	242.1	1:22:28.855	29	1	2:39.931	41.913	1:16.679	41.339	258.9	1:23:15.730
30	2	3:25.465	48.925	1:30.343	1:06.197	85.9	1:25:54.320	30	1	2:58.046	43.652	1:11.726	1:02.668	237.3	1:26:13.776
31	2	3:42.699	1:06.882	1:39.725	56.092	165.1	1:29:37.019	31	1	3:34.640	1:06.914	1:35.542	52.184	145.1	1:29:48.416
32	2	2:34.640	41.382	1:10.147	43.111	261.5	1:32:11.659	32	1	2:45.472	41.819	1:09.652	54.001	258.3	1:32:33.888
33	2	3:59.339	1:03.274	1:58.053	58.012	118.4	1:36:10.998	33	1	3:55.143	57.739	1:59.547	57.857	168.2	1:36:29.031
34	2	3:48.887 P	1:03.998	1:34.752	1:10.137	128.2	1:39:59.885	34	1	3:32.836	1:03.349	1:29.748	59.739	112.1	1:40:01.867
35	1	6:00.966	4:13.290	1:09.771	37.905	242.1	1:46:00.851	35	1	2:29.719	41.639	1:09.679	38.401	260.8	1:42:31.586
36	1	2:27.435	41.530	1:08.053	37.852	258.3	1:48:28.286	36	1	2:28.475	41.737	1:08.582	38.156	262.1	1:45:00.061
37	1	2:28.818	41.561	1:09.251	38.006	257.1	1:50:57.104	37	1	2:28.495	41.861	1:08.736	37.898	253.5	1:47:28.556
38	1	2:27.785	41.340	1:08.466	37.979	258.3	1:53:24.889	38	1	2:35.085 P	41.254	1:09.102	44.729	253.5	1:50:03.641
39	1	2:29.925	41.314	1:09.648	38.963	261.5	1:55:54.814	39	2	6:10.831	4:15.880	1:14.400	40.551	218.1	1:56:14.472
40	1	2:29.010	41.550	1:09.110	38.350	255.9	1:58:23.824	40	2	2:34.963	41.706	1:11.497	41.760	258.3	1:58:49.435
41	1	2:31.156	41.225	1:10.057	39.874	260.8	2:00:54.980	41	2	2:34.778	41.501	1:13.845	39.432	261.5	2:01:24.213
42	1	2:29.623	41.668	1:09.346	38.609	261.5	2:03:24.603	42	2	2:34.630	41.699	1:13.210	39.721	255.3	2:03:58.843
43	1	2:31.375	42.631	1:09.379	39.365	254.7	2:05:55.978	43	2	2:34.678	41.564	1:12.960	40.154	256.5	2:06:33.521
44	1	2:29.894	41.299	1:09.516	39.079	260.8	2:08:25.872	44	2	2:33.715	41.887	1:11.908	39.920	247.7	2:09:07.236
45	1	2:32.889	41.726	1:10.452	40.711	247.7	2:10:58.761	45	2	2:34.192	42.087	1:11.602	40.503	255.3	2:11:41.428
46	1		42.619			228.8		46	2	2:35.771	42.521	1:12.902	40.348	252.9	2:14:17.199
								47	2	2:35.313	42.167	1:13.108	40.038	253.5	2:16:52.512
								48	2	2:34.827	41.417	1:12.899	40.511	260.2	2:19:27.339
								49	2	2:35.405	42.143	1:12.473	40.789	260.8	2:22:02.744
								50	2	2:35.873	42.554	1:13.142	40.177	251.7	2:24:38.617





Spa Francorchamps  
GT Cup Europe  
Race  
Lap Analysis



68

Samuele Bosio

Porsche 992 GT3 Cup 70

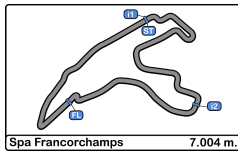
Roberto Bosio

Porsche 911 GT3 Cup gen 2

AM      Glauco Solieri      GDL Racing      AM      Maurizio Fondi      GDL Racing

Lap	D	Time	Sector 1	Sector 2	Sector 3	T. Spd	Elapsed	Lap	D	Time	Sector 1	Sector 2	Sector 3	T. Spd	Elapsed
1	2	2:53.362	59.524	1:14.232	39.606	217.3	2:53.362	1	1	2:59.019	1:00.141	1:16.121	42.757	222.6	2:59.019
2	2	2:30.689	42.456	1:09.603	38.630	254.1	5:24.051	2	1	2:40.015	43.222	1:15.766	41.027	232.7	5:39.034
3	2	2:30.815	41.744	1:10.054	39.017	251.7	7:54.866	3	1	2:39.643	44.245	1:14.114	41.284	228.8	8:18.677
4	2	2:30.855	41.638	1:09.762	39.455	250.5	10:25.721	4	1	2:38.940	42.562	1:14.806	41.572	235.8	10:57.617
5	2	2:30.589	42.117	1:09.654	38.818	252.3	12:56.310	5	1	2:39.350	43.374	1:15.100	40.876	228.8	13:36.967
6	2	2:31.375	41.744	1:10.965	38.666	257.1	15:27.685	6	1	2:38.127	42.976	1:14.916	40.235	235.2	16:15.094
7	2	2:31.215	41.856	1:10.239	39.120	254.7	17:58.900	7	1	2:38.909	43.368	1:15.191	40.350	228.3	18:54.003
8	2	2:32.969	42.229	1:10.887	39.853	246.5	20:31.869	8	1	2:43.575	43.474	1:18.997	41.104	232.2	21:37.578
9	2	2:33.090	42.070	1:10.915	40.105	252.9	23:04.959	9	1	2:40.548	44.208	1:14.478	41.862	209.7	24:18.126
10	2	2:31.926	42.826	1:10.230	38.870	254.7	25:36.885	10	1	2:42.535	43.606	1:17.212	41.717	228.3	27:00.661
11	2	2:32.215	41.693	1:10.132	40.390	254.7	28:09.100	11	1	2:44.978	43.778	1:18.661	42.539	213.8	29:45.639
12	2	2:56.865	48.752	1:15.817	52.296	224.0	31:05.965	12	1	3:42.974 P	44.582	1:41.457	1:16.935	208.4	33:28.613
13	2	2:38.628	44.606	1:13.973	40.049	234.2	33:44.593	13	2	6:27.815	4:33.098	1:13.706	41.011	232.2	39:56.428
14	2	3:28.103	56.069	1:28.821	1:03.213	163.8	37:12.696	14	2	2:37.210	42.458	1:13.821	40.931	238.4	42:33.638
15	2	2:31.489	41.938	1:10.643	38.908	252.9	39:44.185	15	2	2:39.443	42.880	1:13.775	42.788	257.7	45:13.081
16	2	2:40.077 P	41.989	1:10.793	47.295	248.8	42:24.262	16	2	2:41.191	42.934	1:15.873	42.384	250.0	47:54.272
17	1	6:11.106	4:14.636	1:13.679	42.791	239.4	48:35.368	17	2	2:43.528	43.875	1:16.672	42.981	249.4	50:37.800
18	1	2:42.861	44.795	1:14.197	43.869	224.0	51:18.229	18	2	3:00.043	43.358	1:16.742	59.943	242.6	53:37.843
19	1	2:37.491	43.002	1:13.904	40.585	244.3	53:55.720	19	2	2:45.404	43.987	1:19.702	41.715	219.9	56:23.247
20	1	2:40.681	48.032	1:12.396	40.253	250.0	56:36.401	20	2	2:46.540	44.422	1:19.388	42.730	250.5	59:09.787
21	1	2:33.963	42.377	1:11.312	40.274	258.3	59:10.364	21	2	2:41.160	44.960	1:15.067	41.133	197.4	1:01:50.947
22	1	2:36.750	44.063	1:11.603	41.084	252.9	1:01:47.114	22	2	2:38.784	42.605	1:15.211	40.968	250.5	1:04:29.731
23	1	2:37.955	43.051	1:13.301	41.603	253.5	1:04:25.069	23	2	2:39.876	42.886	1:15.175	41.815	255.9	1:07:09.607
24	1	2:47.059	42.654	1:24.031	40.374	257.7	1:07:12.128	24	2	2:51.831 P	44.126	1:16.441	51.264	250.0	1:10:01.438
25	1	2:34.662	41.878	1:13.118	39.666	250.5	1:09:46.790	25	1	6:29.864	4:31.393	1:16.292	42.179	201.1	1:16:31.302
26	1	2:33.523	41.893	1:12.275	39.355	254.7	1:12:20.313	26	1	2:43.076	44.484	1:16.774	41.818	236.8	1:19:14.378
27	1	2:44.202 P	41.655	1:13.766	48.781	258.9	1:15:04.515	27	1	2:40.463	43.587	1:15.281	41.595	232.7	1:21:54.841
28	2	6:03.886	4:13.511	1:10.967	39.408	235.8	1:21:08.401	28	1	3:45.971	1:05.541	1:35.141	1:05.289	126.9	1:25:40.812
29	2	2:35.529	43.389	1:11.831	40.309	235.2	1:23:43.930	29	1	3:47.228	1:05.467	1:42.965	58.796	133.0	1:29:28.040
30	2	2:36.834	42.962	1:11.361	42.511	229.2	1:26:20.764	30	1	2:47.190	44.029	1:18.288	44.873	221.7	1:32:15.230
31	2	3:30.678	1:03.891	1:36.155	50.632	186.5	1:29:51.442	31	1	3:59.226	1:02.244	1:58.655	58.327	121.0	1:36:14.456
32	2	2:45.965	41.749	1:10.803	53.413	258.9	1:32:37.407	32	1	3:38.315	1:04.387	1:32.831	1:01.097	144.5	1:39:52.771
33	2	3:56.185	58.574	1:59.364	58.247	164.6	1:36:33.592	33	1	2:47.451 P	43.427	1:14.359	49.665	225.0	1:42:40.222
34	2	3:33.016	1:03.980	1:28.988	1:00.048	120.9	1:40:06.608	34	2	6:46.309	4:43.359	1:19.421	43.529	193.8	1:49:26.531
35	2	2:32.468	42.293	1:10.531	39.644	252.9	1:42:39.076	35	2	2:40.537	43.713	1:15.574	41.250	232.7	1:52:07.068
36	2	2:28.882	41.501	1:09.234	38.147	257.1	1:45:07.958	36	2	2:36.421	42.652	1:13.288	40.481	249.4	1:54:43.489
37	2	2:37.130 P	41.644	1:09.578	45.908	257.1	1:47:45.088	37	2	2:37.262	42.701	1:13.766	40.795	254.7	1:57:20.751
38	1	6:13.305	4:21.507	1:11.235	40.563	242.1	1:53:58.393	38	2	2:38.754	43.046	1:13.852	41.856	254.1	1:59:59.505
39	1	2:33.333	41.888	1:11.799	39.646	253.5	1:56:31.726	39	2	2:37.622	42.632	1:14.265	40.725	250.5	2:02:37.127
40	1	2:33.757	41.810	1:10.870	41.077	255.3	1:59:05.483	40	2	2:40.061	43.127	1:14.163	42.771	254.1	2:05:17.188
41	1	2:36.398	43.296	1:13.011	40.091	248.2	2:01:41.881	41	2	2:39.406	44.020	1:14.358	41.028	250.0	2:07:56.594
42	1	2:34.543	43.021	1:12.094	39.428	257.7	2:04:16.424	42	2	2:42.930	42.562	1:18.904	41.464	250.0	2:10:39.524
43	1	2:33.944	42.449	1:12.216	39.279	254.1	2:06:50.368	43	2	2:41.145	43.661	1:16.269	41.215	238.4	2:13:20.669
44	1	2:33.227	41.709	1:12.247	39.271	258.3	2:09:23.595	44	2	2:38.787	42.772	1:14.915	41.100	237.8	2:15:59.456
45	1	2:34.069	42.042	1:12.287	39.740	255.3	2:11:57.664	45	2	2:44.172	43.292	1:19.283	41.597	241.0	2:18:43.628
46	1	2:34.132	42.310	1:12.188	39.634	253.5	2:14:31.796	46	2	2:40.218	43.024	1:15.630	41.564	232.7	2:21:23.846
47	1	2:36.450	42.254	1:12.793	41.403	238.4	2:17:08.246	47	2	2:36.166	42.218	1:13.346	40.602	253.5	2:24:00.012
48	1	2:33.864	42.028	1:12.252	39.584	251.1	2:19:42.110	48	2	2:36.455	42.575	1:13.428	40.452	251.1	2:26:36.467
49	1	2:34.927	41.854	1:13.455	39.618	255.9	2:22:17.037								
50	1	2:33.918	41.915	1:11.439	40.564	257.1	2:24:50.955								





Spa Francorchamps  
GT Cup Europe  
Race  
Lap Analysis



73

Axel Van Straaten

Porsche 992 GT3 Cup 77

Jori Ala-Jyrä

Porsche 992 GT3 Cup

PROAM

Remi Van Straaten

Axel Van Straaten / Orhès Racing

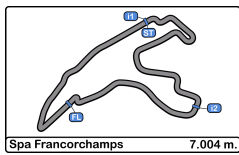
AM

Alex Reimann

EST1 Racing

Lap	D	Time	Sector 1	Sector 2	Sector 3	T. Spd	Elapsed	Lap	D	Time	Sector 1	Sector 2	Sector 3	T. Spd	Elapsed
1	2	2:49.139	56.196	1:13.220	39.723	215.1	2:49.139	1	2	2:46.314	55.040	1:10.569	40.705	237.3	2:46.314
2	2	2:29.680	41.237	1:09.663	38.780	241.0	5:18.819	2	2	2:28.794	41.158	1:08.454	39.182	251.1	5:15.108
3	2	2:29.910	41.439	1:10.181	38.290	226.4	7:48.729	3	2	2:30.555	42.206	1:09.368	38.981	254.1	7:45.663
4	2	2:28.558	40.475	1:09.731	38.352	260.8	10:17.287	4	2	2:30.664	41.461	1:10.818	38.385	232.7	10:16.327
5	2	2:28.989	40.991	1:09.845	38.153	229.2	12:46.276	5	2	2:29.360	41.567	1:09.520	38.273	256.5	12:45.687
6	2	2:28.695	40.946	1:08.962	38.787	247.7	15:14.971	6	2	2:28.520	40.919	1:08.802	38.799	262.7	15:14.207
7	2	2:30.191	42.463	1:09.149	38.579	252.3	17:45.162	7	2	2:31.944	43.587	1:10.168	38.189	255.9	17:46.151
8	2	2:28.666	41.168	1:09.180	38.318	232.2	20:13.828	8	2	2:28.484	41.203	1:08.991	38.290	260.2	20:14.635
9	2	2:28.340	41.008	1:09.336	37.996	256.5	22:42.168	9	2	2:28.745	41.297	1:09.107	38.341	260.8	22:43.380
10	2	2:28.346	40.866	1:09.131	38.349	255.3	25:10.514	10	2	2:29.008	41.427	1:08.933	38.648	260.8	25:12.388
11	2	2:29.230	40.957	1:09.426	38.847	252.9	27:39.744	11	2	2:29.937	41.521	1:09.645	38.771	259.6	27:42.325
12	2	2:54.951	1:02.137	1:13.092	39.722	217.7	30:34.695	12	2	2:53.211	1:01.319	1:12.684	39.208	199.6	30:35.536
13	2	2:58.301	41.760	1:12.247	1:04.294	243.2	33:32.996	13	2	2:58.031	42.103	1:11.903	1:04.025	245.4	33:33.567
14	2	3:32.741	59.016	1:30.915	1:02.810	164.8	37:05.737	14	2	3:32.678	59.021	1:30.910	1:02.747	163.8	37:06.245
15	2	2:36.407 P	40.973	1:09.683	45.751	250.0	39:42.144	15	2	2:29.881	41.068	1:09.388	39.425	260.8	39:36.126
16	1	6:04.493	4:14.894	1:10.298	39.301	246.0	45:46.637	16	2	2:29.219	41.580	1:09.131	38.508	259.6	42:05.345
17	1	2:36.796	41.157	1:12.745	42.894	257.1	48:23.433	17	2	2:39.180 P	41.312	1:09.500	48.368	262.1	44:44.525
18	1	2:42.975	45.166	1:15.616	42.193	223.6	51:06.408	18	1	6:19.296	4:20.738	1:16.135	42.423	235.8	51:03.821
19	1	2:38.056	43.736	1:12.450	41.870	231.7	53:44.464	19	1	2:38.691	42.487	1:14.005	42.199	239.4	53:42.512
20	1	2:35.692	42.041	1:13.826	39.825	247.7	56:20.156	20	1	2:46.675	42.565	1:17.320	46.790	244.8	56:29.187
21	1	2:32.689	41.278	1:11.571	39.840	262.1	58:52.845	21	1	2:39.527	43.202	1:14.935	41.390	261.5	59:08.714
22	1	2:33.562	42.123	1:11.385	40.054	236.3	1:01:26.407	22	1	2:37.838	42.915	1:13.003	41.920	257.1	1:01:46.552
23	1	2:31.123	41.069	1:10.329	39.725	262.1	1:03:57.530	23	1	2:50.902 P	43.709	1:14.412	52.781	241.0	1:04:37.454
24	1	2:31.192	41.512	1:10.663	39.017	258.9	1:06:28.722	24	2	6:14.108	4:21.071	1:12.634	40.403	220.8	1:10:51.562
25	1	2:37.391 P	40.863	1:10.193	46.335	262.1	1:09:06.113	25	2	2:29.240	41.743	1:09.481	38.016	254.7	1:13:20.802
								26	2	2:27.689	41.387	1:08.211	38.091	260.2	1:15:48.491
								27	2	2:28.294	41.166	1:09.488	37.640	241.6	1:18:16.785
								28	2	2:26.948	40.815	1:08.106	38.027	264.0	1:20:43.733
								29	2	2:33.625	40.668	1:11.895	41.062	262.1	1:23:17.358
								30	2	2:58.019	43.257	1:12.379	1:02.383	218.6	1:26:15.377
								31	2	3:34.626	1:06.754	1:36.071	51.801	148.5	1:29:50.003
								32	2	2:45.403	41.119	1:10.556	53.728	245.4	1:32:35.406
								33	2	3:54.927	57.946	1:59.096	57.885	170.3	1:36:30.333
								34	2	3:32.341	1:03.919	1:29.311	59.111	125.7	1:40:02.674
								35	2	2:34.105	41.354	1:12.637	40.114	256.5	1:42:36.779
								36	2	2:27.424	40.953	1:08.609	37.862	261.5	1:45:04.203
								37	2	2:35.328 P	40.852	1:08.655	45.821	262.7	1:47:39.531
								38	1	6:16.888	4:19.886	1:16.537	40.465	244.8	1:53:56.419
								39	1	2:37.983	43.876	1:13.666	40.441	256.5	1:56:34.402
								40	1	2:36.592	42.490	1:12.978	41.124	236.8	1:59:10.994
								41	1	2:37.645	44.107	1:13.063	40.475	257.1	2:01:48.639
								42	1	2:33.115	41.884	1:11.652	39.579	260.8	2:04:21.754
								43	1	2:34.089	42.171	1:12.400	39.518	255.3	2:06:55.843
								44	1	2:34.339	42.458	1:12.086	39.795	252.9	2:09:30.182
								45	1	2:32.694	41.788	1:11.350	39.556	257.1	2:12:02.876
								46	1	2:33.730	42.703	1:11.244	39.783	255.3	2:14:36.606
								47	1	2:33.590	41.930	1:11.738	39.922	255.3	2:17:10.196
								48	1	2:32.943	42.504	1:11.085	39.354	258.9	2:19:43.139
								49	1	2:34.808	42.890	1:11.918	40.000	258.9	2:22:17.947
								50	1	2:34.414	42.217	1:11.006	41.191	256.5	2:24:52.361





**Spa Francorchamps**  
GT Cup Europe  
Race  
Lap Analysis



80

Iván Velasco

Ferrari 488 Challenge Evo

81

Luca Ludwig

Ferrari 488 Challenge Evo

PROAM

Jorge Cabezas

Mertel Motorsport

PROAM

Axel Sartingen

Mertel Motorsport

Lap	D	Time	Sector 1	Sector 2	Sector 3	T. Spd	Elapsed	Lap	D	Time	Sector 1	Sector 2	Sector 3	T. Spd	Elapsed
1	2	2:47.244	56.033	1:11.183	40.028	247.7	2:47.244	1	2	2:51.469	56.468	1:14.918	40.083	216.8	2:51.469
2	2	2:29.003	40.909	1:10.085	38.009	255.3	5:16.247	2	2	2:30.001	41.517	1:09.781	38.703	264.0	5:21.470
3	2	2:29.991	41.746	1:10.685	37.560	261.5	7:46.238	3	2	2:30.715	41.628	1:10.364	38.723	254.7	7:52.185
4	2	2:29.608	40.818	1:10.665	38.125	253.5	10:15.846	4	2	2:29.398	40.841	1:09.583	38.974	267.3	10:21.583
5	2	2:27.519	40.928	1:08.819	37.772	266.0	12:43.365	5	2	2:30.810	41.658	1:09.822	39.330	264.7	12:52.393
6	2	2:27.914	40.251	1:09.833	37.830	262.7	15:11.279	6	2	2:30.788	41.245	1:10.084	39.459	258.9	15:23.181
7	2	2:26.763	40.683	1:08.793	37.287	267.3	17:38.042	7	2	2:29.688	41.282	1:09.989	38.417	264.7	17:52.869
8	2	2:30.123	41.987	1:09.973	38.163	264.7	20:08.165	8	2	2:29.550	41.342	1:09.896	38.312	263.4	20:22.419
9	2	2:27.809	40.819	1:09.185	37.805	264.7	22:35.974	9	2	2:29.383	40.917	1:10.080	38.386	257.1	22:51.802
10	2	2:27.940	40.769	1:09.426	37.745	265.3	25:03.914	10	2	2:29.980	41.324	1:09.859	38.797	262.1	25:21.782
11	2	2:27.872	40.570	1:09.242	38.060	265.3	27:31.786	11	2	2:33.738	41.566	1:11.423	40.749	252.3	27:55.520
12	2	2:33.391	41.418	1:12.607	39.366	253.5	30:05.177	12	2	3:01.157	56.218	1:17.010	47.929	206.8	30:56.677
13	2	3:22.224	43.185	1:35.252	1:03.787	244.3	33:27.401	13	2	2:49.756 P	42.701	1:12.246	54.809	236.8	33:46.433
14	2	3:35.607	1:01.103	1:31.743	1:02.761	175.3	37:03.008	14	1	7:01.637	5:14.657	1:09.199	37.781	248.2	40:48.070
15	2	2:35.130 P	40.327	1:10.015	44.788	267.3	39:38.138	15	1	2:26.730	40.466	1:08.802	37.462	264.0	43:14.800
16	1	6:01.151	4:12.626	1:10.411	38.114	247.7	45:39.289	16	1	2:26.391	40.306	1:08.488	37.597	264.0	45:41.191
17	1	2:38.227	41.092	1:13.649	43.486	264.0	48:17.516	17	1	2:35.590	40.157	1:11.944	43.489	264.7	48:16.781
18	1	2:38.764	42.682	1:15.269	40.813	230.2	50:56.280	18	1	2:38.520	42.608	1:15.387	40.525	233.7	50:55.301
19	1	2:43.307	41.659	1:10.553	51.095	244.3	53:39.587	19	1	2:43.164	41.821	1:10.276	51.067	244.8	53:38.465
20	1	2:31.571	42.128	1:11.160	38.283	254.1	56:11.158	20	1	2:28.040	40.973	1:08.850	38.217	265.3	56:06.505
21	1	2:32.816	42.279	1:11.434	39.103	228.3	58:43.974	21	1	2:27.656	40.131	1:09.540	37.985	246.5	58:34.161
22	1	2:33.708	41.809	1:11.854	40.045	244.3	1:01:17.682	22	1	2:29.325	40.479	1:10.064	38.782	267.9	1:01:03.486
23	1	2:34.132	41.768	1:11.555	40.809	262.7	1:03:51.814	23	1	2:26.769	40.536	1:08.795	37.438	269.3	1:03:30.255
24	1	2:31.821	41.755	1:11.207	38.859	259.6	1:06:23.635	24	1	2:27.802	40.134	1:09.544	38.124	267.9	1:05:58.057
25	1	2:40.780 P	41.227	1:11.501	48.052	260.2	1:09:04.415	25	1	2:28.494	40.736	1:10.107	37.651	251.7	1:08:26.551
26	2	6:04.324	4:14.694	1:10.970	38.660	254.7	1:15:08.739	26	1	2:29.575	40.293	1:10.917	38.365	217.7	1:10:56.126
27	2	2:28.195	40.690	1:09.802	37.703	266.0	1:17:36.934	27	1	2:26.772	40.386	1:08.910	37.476	264.7	1:13:22.898
28	2	2:28.387	40.045	1:10.195	38.147	269.3	1:20:05.321	28	1	2:34.040 P	40.078	1:09.534	44.428	252.3	1:15:56.938
29	2	2:30.432	40.486	1:09.470	40.476	267.3	1:22:35.753	29	2	6:21.304	4:24.266	1:12.503	44.535	226.8	1:22:18.242
30	2	3:20.823	44.648	1:30.513	1:05.662	86.5	1:25:56.576	30	2	3:32.601	54.239	1:32.217	1:06.145	87.1	1:25:50.843
31	2	3:41.390	1:08.749	1:37.408	55.233	179.7	1:29:37.966	31	2	3:43.167	1:06.965	1:39.436	56.766	138.9	1:29:34.010
32	2	2:38.877	40.901	1:13.165	44.811	244.8	1:32:16.843	32	2		42.295				240.5
33	2	4:00.325	1:02.699	1:59.408	58.218	109.9	1:36:17.168								
34	2	3:44.843 P	1:04.965	1:31.124	1:08.754	114.8	1:40:02.011								
35	1	6:26.068	4:36.905	1:11.083	38.080	247.1	1:46:28.079								
36	1	2:27.694	40.982	1:08.840	37.872	247.1	1:48:55.773								
37	1	2:31.989	41.103	1:12.232	38.654	233.7	1:51:27.762								
38	1	2:27.372	40.446	1:09.213	37.713	266.6	1:53:55.134								
39	1	2:26.933	40.239	1:08.496	38.198	262.1	1:56:22.067								
40	1	2:29.602	40.542	1:11.028	38.032	269.3	1:58:51.669								
41	1	2:29.749	40.510	1:11.239	38.000	262.7	2:01:21.418								
42	1	2:28.566	40.881	1:09.529	38.156	266.6	2:03:49.984								
43	1	2:28.736	40.913	1:09.829	37.994	264.7	2:06:18.720								
44	1	2:30.730	41.402	1:11.032	38.296	245.4	2:08:49.450								
45	1	2:30.224	41.056	1:10.859	38.309	264.7	2:11:19.674								
46	1	2:30.256	41.643	1:10.104	38.509	262.1	2:13:49.930								
47	1	2:29.875	41.177	1:10.587	38.111	239.4	2:16:19.805								
48	1	2:31.629	40.925	1:12.554	38.150	266.6	2:18:51.434								
49	1	2:29.913	40.761	1:10.751	38.401	262.1	2:21:21.347								
50	1	2:30.008	41.333	1:10.133	38.542	249.4	2:23:51.355								
51	1	2:31.389	40.853	1:10.734	39.802	250.0	2:26:22.744								

90

Shintaro Akatsu

Porsche 992 GT3 Cup

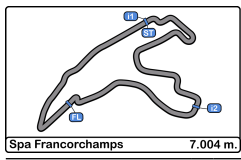
PROAM

Enrico Fulgenzi

Enrico Fulgenzi Racing / Enrico

Lap	D	Time	Sector 1	Sector 2	Sector 3	T. Spd	Elapsed
1	1	2:50.052	54.371	1:14.831	40.850	217.7	2:50.052



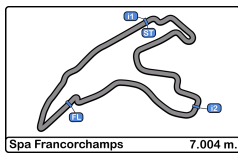


Spa Francorchamps  
GT Cup Europe  
Race  
Lap Analysis



111							116								
Fabio Fabiani							Evgenii Leonov								
Stefano Zerbi							Adam Christodolou								
Eugenio Pisani / SP Racing							Volcano Motorsport								
Lap	D	Time	Sector 1	Sector 2	Sector 3	T. Spd	Elapsed	Lap	D	Time	Sector 1	Sector 2	Sector 3	T. Spd	Elapsed
1	1	2:56.269	58.874	1:16.357	41.038	233.7	2:56.269	1	1	2:49.747	57.035	1:13.249	39.463	219.9	2:49.747
2	1	2:35.282	42.050	1:13.205	40.027	228.8	5:31.551	2	1	2:30.390	40.941	1:10.807	38.642	255.3	5:20.137
3	1	2:35.394	41.767	1:13.129	40.498	240.0	8:06.945	3	1	2:29.849	41.194	1:10.091	38.564	257.1	7:49.986
4	1	2:31.636	41.529	1:10.722	39.385	255.3	10:38.581	4	1	2:30.336	41.473	1:09.924	38.939	243.7	10:20.322
5	1	2:32.694	41.962	1:11.068	39.664	251.1	13:11.275	5	1	2:30.631	41.379	1:10.164	39.088	262.7	12:50.953
6	1	2:32.448	41.593	1:11.556	39.299	259.6	15:43.723	6	1	2:29.639	40.944	1:10.134	38.561	262.7	15:20.592
7	1	2:33.470	41.892	1:12.205	39.373	226.8	18:17.193	7	1	2:29.468	41.059	1:10.044	38.365	263.4	17:50.060
8	1	2:33.242	41.727	1:11.915	39.600	257.7	20:50.435	8	1	2:30.115	41.420	1:09.667	39.028	261.5	20:20.175
9	1	2:33.609	41.800	1:11.956	39.853	252.9	23:24.044	9	1	2:29.730	41.276	1:09.957	38.497	260.2	22:49.905
10	1	2:33.364	42.026	1:12.056	39.282	245.4	25:57.408	10	1	2:29.474	41.300	1:09.986	38.188	256.5	25:19.379
11	1	2:42.188	41.844	1:12.291	48.053	248.8	28:39.596	11	1	2:31.337	41.304	1:10.297	39.736	256.5	27:50.716
12	1	2:54.252	56.186	1:17.217	40.849	225.0	31:33.848	12	1	2:52.464	57.688	1:13.875	40.901	222.2	30:43.180
13	1	2:35.243	42.281	1:13.067	39.895	243.2	34:09.091	13	1	2:52.254	42.317	1:11.528	58.409	257.1	33:35.434
14	1	3:13.836 P	41.962	1:19.566	1:12.308	248.8	37:22.927	14	1	3:39.773 P	1:00.649	1:28.698	1:10.426	160.9	37:15.207
15	2	6:17.721	4:17.515	1:16.881	43.325	237.8	43:40.648	15	2	6:00.392	4:13.380	1:08.988	38.024	246.5	43:15.599
16	2	2:45.485	44.048	1:16.827	44.610	204.9	46:26.133	16	2	2:26.552	40.626	1:07.753	38.173	263.4	45:42.151
17	2	2:43.583	44.244	1:17.376	41.963	230.2	49:09.716	17	2	2:35.812	40.668	1:11.680	43.464	262.7	48:17.963
18	2	2:45.574	44.168	1:17.308	44.098	240.0	51:55.290	18	2	2:38.819	42.522	1:15.315	40.982	227.3	50:56.782
19	2	2:42.711	45.368	1:16.214	41.129	240.0	54:38.001	19	2	2:43.042	41.679	1:10.259	51.104	237.8	53:39.824
20	2	2:38.162	44.243	1:13.309	40.610	210.9	57:16.163	20	2	2:29.747	42.318	1:09.470	37.959	242.1	56:09.571
21	2	2:38.114	42.712	1:14.889	40.513	250.0	59:54.277	21	2	2:26.976	40.423	1:08.136	38.417	266.0	58:36.547
22	2	2:38.131	43.110	1:14.355	40.666	237.3	1:02:32.408	22	2	2:27.834	40.425	1:09.209	38.200	266.6	1:01:04.381
23	2	2:48.733 P	43.726	1:14.939	50.068	239.4	1:05:21.141	23	2	2:27.535	40.742	1:08.354	38.439	265.3	1:03:31.916
24	1	6:09.167	4:15.411	1:13.250	40.506	223.6	1:11:30.308	24	2	2:28.360	40.594	1:08.400	39.366	265.3	1:06:00.276
25	1	2:33.508	41.908	1:11.478	40.122	255.3	1:14:03.816	25	2	2:34.742 P	40.666	1:09.271	44.805	239.4	1:08:35.018
26	1	2:33.256	42.138	1:11.321	39.797	253.5	1:16:37.072	26	1	6:04.224	4:16.746	1:09.443	38.035	242.6	1:14:39.242
27	1	2:33.703	41.836	1:12.340	39.527	252.3	1:19:10.775	27	1	2:27.894	40.911	1:08.554	38.429	263.4	1:17:07.136
28	1	2:34.983	42.705	1:12.069	40.209	230.7	1:21:45.758	28	1	2:29.510	41.016	1:10.108	38.386	264.7	1:19:36.646
29	1	3:52.740	1:12.328	1:35.764	1:04.648	133.9	1:25:38.498	29	1	2:42.325	40.603	1:17.464	44.258	270.0	1:22:18.971
30	1	3:47.729	1:05.665	1:43.544	58.520	139.1	1:29:26.227	30	1	3:32.923	55.271	1:31.510	1:06.142	85.7	1:25:51.894
31	1	2:34.959	42.577	1:12.649	39.733	234.2	1:32:01.186	31	1	3:42.901	1:06.784	1:39.811	56.306	138.1	1:29:34.795
32	1	4:02.649	1:08.328	1:58.072	56.249	107.8	1:36:03.835	32	1	2:34.258	41.247	1:11.313	41.698	262.7	1:32:09.053
33	1	3:40.059	1:04.842	1:35.766	59.451	131.8	1:39:43.894	33	1	3:59.119	1:03.950	1:57.751	57.418	115.2	1:36:08.172
34	1	2:31.892	41.621	1:11.068	39.203	228.3	1:42:15.786	34	1	3:47.487 P	1:04.432	1:35.019	1:08.036	137.0	1:39:55.659
35	1	2:33.490	42.321	1:11.480	39.689	223.6	1:44:49.276	35	2	6:34.331	4:47.254	1:08.993	38.084	232.2	1:46:29.990
36	1	2:41.259 P	41.613	1:11.665	47.981	257.1	1:47:30.535	36	2	2:28.233	40.342	1:08.959	38.932	264.7	1:48:58.223
37	2	6:31.151	4:19.973	1:25.029	46.149	219.5	1:54:01.686	37	2	2:28.729	41.196	1:09.566	37.967	246.0	1:51:26.952
38	2	2:48.223	45.611	1:19.166	43.446	200.0	1:56:49.909	38	2	2:27.059	40.419	1:08.456	38.184	266.6	1:53:54.011
39	2	2:40.808	44.693	1:15.343	40.772	235.8	1:59:30.717	39	2	2:25.881	40.168	1:07.909	37.804	266.0	1:56:19.892
40	2	2:40.670	43.372	1:15.807	41.491	244.8	2:02:11.387	40	2	2:26.695	40.229	1:08.325	38.141	265.3	1:58:46.587
41	2	2:42.796	43.772	1:16.423	42.601	251.1	2:04:54.183	41	2	2:26.628	40.371	1:08.429	37.828	266.0	2:01:13.215
42	2	2:46.878	43.805	1:16.711	46.362	251.1	2:07:41.061	42	2	2:27.018	40.531	1:08.380	38.107	264.7	2:03:40.233
43	2	2:52.912	45.316	1:18.771	48.825	219.9	2:10:33.973	43	2	2:28.065	41.264	1:08.507	38.294	242.1	2:06:08.298
44	2	2:44.721	44.379	1:18.357	41.985	235.8	2:13:18.694	44	2	2:27.772	40.287	1:08.190	39.295	266.6	2:08:36.070
45	2	2:43.407	44.725	1:16.979	41.703	208.4	2:16:02.101	45	2	2:31.675	42.090	1:11.300	38.285	228.3	2:11:07.745
46	2	2:45.266	46.506	1:17.329	41.431	225.4	2:18:47.367	46	2	2:27.406	40.540	1:08.553	38.313	264.7	2:13:35.151
47	2	2:42.435	43.460	1:17.012	41.963	221.7	2:21:29.802	47	2	2:29.316	40.790	1:08.692	39.834	236.8	2:16:04.467
48	2	2:46.176	43.547	1:17.445	45.184	246.5	2:24:15.978	48	2	2:27.495	40.529	1:08.842	38.124	266.6	2:18:31.962
								49	2	2:27.885	40.654	1:08.878	38.353	264.7	2:20:59.847
								50	2	2:29.056	40.603	1:09.413	39.040	262.1	2:23:28.903
								51	2	2:33.159	42.181	1:10.582	40.396	236.8	2:26:02.062





**Spa Francorchamps**  
**GT Cup Europe**  
**Race**  
**Lap Analysis**



**119** Stefano Bozzoni Ferrari 488 Challenge Evo **169** Alexandre Bochez Ferrari 488 Challenge

AM Fernando Navarrete Mertel Motorsport AM Mikaël Bochez Kessel Racing

Lap	D	Time	Sector 1	Sector 2	Sector 3	T. Spd	Elapsed	Lap	D	Time	Sector 1	Sector 2	Sector 3	T. Spd	Elapsed
1	2	2:45.737	54.410	1:10.644	40.683	245.4	2:45.737	1	1	2:48.647	56.451	1:13.524	38.672	222.2	2:48.647
2	2	2:27.955	40.479	1:08.637	38.839	270.0	5:13.692	2	1	2:32.174	42.072	1:11.043	39.059	236.3	5:20.821
3	2	2:28.727	40.388	1:10.832	37.507	266.0	7:42.419	3	1	2:30.688	41.305	1:10.735	38.648	256.5	7:51.509
4	2	2:25.775	39.970	1:08.391	37.414	270.0	10:08.194	4	1	2:29.790	40.438	1:10.038	39.314	256.5	10:21.299
5	2	2:25.983	40.173	1:08.466	37.344	270.6	12:34.177	5	1	2:30.810	41.098	1:09.875	39.837	263.4	12:52.109
6	2	2:26.277	40.055	1:08.722	37.500	271.3	15:00.454	6	1	2:30.085	40.867	1:10.418	38.800	258.9	15:22.194
7	2	2:27.040	40.848	1:08.735	37.457	272.0	17:27.494	7	1	2:29.149	40.945	1:09.976	38.228	258.3	17:51.343
8	2	2:27.216	40.267	1:09.276	37.673	270.6	19:54.710	8	1	2:29.636	40.821	1:10.154	38.661	264.0	20:20.979
9	2	2:27.148	40.179	1:09.199	37.770	255.9	22:21.858	9	1	2:29.683	41.507	1:10.101	38.075	255.3	22:50.662
10	2	2:28.615	40.487	1:09.959	38.169	263.4	24:50.473	10	1	2:29.861	41.089	1:10.238	38.534	260.2	25:20.523
11	2	2:28.215	40.347	1:09.346	38.522	264.7	27:18.688	11	1	2:31.449	41.247	1:11.062	39.140	256.5	27:51.972
12	2	2:37.786	43.102	1:14.107	40.577	222.2	29:56.474	12	1	3:03.618	57.695	1:18.229	47.694	211.3	30:55.590
13	2	3:29.963	43.783	1:40.159	1:06.021	242.6	33:26.437	13	1	2:40.469	42.684	1:11.733	46.052	250.0	33:36.059
14	2	3:34.895	59.695	1:32.716	1:02.484	146.5	37:01.332	14	1	3:40.410 P	1:01.314	1:28.073	1:11.023	155.1	37:16.469
15	2	2:28.429	40.069	1:09.608	38.752	270.0	39:29.761	15	2	6:03.690	4:14.271	1:11.004	38.415	236.8	43:20.159
16	2	2:27.076	40.293	1:09.064	37.719	267.3	41:56.837	16	2	2:31.907	41.220	1:10.731	39.956	255.9	45:52.066
17	2	2:35.476 P	40.141	1:09.049	46.286	269.3	44:32.313	17	2	2:39.926	41.087	1:15.446	43.393	256.5	48:31.992
18	1	6:14.555	4:15.262	1:15.074	44.219	234.7	50:46.868	18	2	2:42.674	44.889	1:14.701	43.084	216.0	51:14.666
19	1	2:51.451	43.446	1:13.568	54.437	239.4	53:38.319	19	2	2:34.079	43.063	1:12.522	38.494	220.4	53:48.745
20	1	2:45.837	44.202	1:19.512	42.123	230.7	56:24.156	20	2	2:50.632	41.037	1:12.847	56.748	259.6	56:39.377
21	1	2:43.932	45.063	1:16.532	42.337	234.7	59:08.088	21	2	2:34.078	43.196	1:12.023	38.859	244.8	59:13.455
22	1	2:37.472	42.822	1:13.355	41.295	246.0	1:01:45.560	22	2	2:33.721	41.271	1:11.750	40.700	238.4	1:01:47.176
23	1	2:47.491 P	43.085	1:14.442	49.964	218.6	1:04:33.051	23	2	2:32.802	41.597	1:12.082	39.123	254.7	1:04:19.978
24	2	6:05.302	4:16.582	1:10.319	38.401	251.1	1:10:38.353	24	2	2:41.747 P	41.594	1:12.491	47.662	255.9	1:07:01.725
25	2	2:30.239	40.308	1:10.989	38.942	268.6	1:13:08.592	25	1	6:02.507	4:13.314	1:10.277	38.916	251.7	1:13:04.232
26	2	2:29.150	40.604	1:09.899	38.647	267.3	1:15:37.742	26	1	2:33.446	41.454	1:13.054	38.938	247.1	1:15:37.678
27	2	2:28.478	40.717	1:09.694	38.067	270.6	1:18:06.220	27	1	2:32.607	41.372	1:11.463	39.772	251.1	1:18:10.285
28	2	2:27.567	40.041	1:09.786	37.740	258.9	1:20:33.787	28	1	2:29.232	40.769	1:10.298	38.165	266.6	1:20:39.517
29	2	2:33.081	40.669	1:12.457	39.955	263.4	1:23:06.868	29	1	2:36.665	41.017	1:14.213	41.435	263.4	1:23:16.182
30	2	3:02.958	42.625	1:13.994	1:06.339	227.8	1:26:09.826	30	1	2:58.049	43.624	1:12.170	1:02.255	229.2	1:26:14.231
31	2	3:35.583	1:07.811	1:35.671	52.101	113.4	1:29:45.409	31	1	3:34.652	1:06.815	1:35.487	52.350	145.5	1:29:48.883
32	2	2:36.952	40.422	1:10.417	46.113	262.1	1:32:22.361	32	1	2:46.994	41.368	1:12.655	52.971	252.3	1:32:35.877
33	2	4:00.800	1:03.477	1:59.449	57.874	146.3	1:36:23.161	33	1	3:55.038	58.207	1:59.218	57.613	175.6	1:36:30.915
34	2	3:35.625	1:04.573	1:30.646	1:00.406	108.6	1:39:58.786	34	1	3:39.830 P	1:04.180	1:29.125	1:06.525	127.3	1:40:10.745
35	2	2:29.416	40.610	1:10.737	38.069	260.8	1:42:28.202	35	2	6:14.928	4:23.188	1:11.996	39.744	249.4	1:46:25.673
36	2	2:27.661	40.029	1:09.667	37.965	266.6	1:44:55.863	36	2	2:34.302	41.449	1:12.239	40.614	230.2	1:48:59.975
37	2	2:28.289	40.124	1:10.116	38.049	248.8	1:47:24.152	37	2	2:32.648	42.651	1:11.123	38.874	243.7	1:51:32.623
38	2	2:34.220 P	40.410	1:09.605	44.205	264.0	1:49:58.372	38	2	2:31.405	40.746	1:11.889	38.770	258.9	1:54:04.028

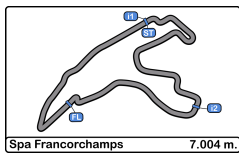
**166** Roberto Fecchio Porsche 992 GT3 Cup

PROAM Juuso Puhakka GDL Racing

Lap	D	Time	Sector 1	Sector 2	Sector 3	T. Spd	Elapsed	Lap	D	Time	Sector 1	Sector 2	Sector 3	T. Spd	Elapsed
1	1	2:55.286	58.912	1:15.819	40.555	232.7	2:55.286	39	2	2:34.529	41.748	1:13.710	39.071	261.5	1:56:38.557
2	1	2:35.651	42.368	1:13.575	39.708	253.5	5:30.937	40	2	2:32.112	41.017	1:11.840	39.255	235.2	1:59:10.669
3	1	2:35.673	42.119	1:12.240	41.314	255.9	8:06.610	41	2	2:36.370	42.873	1:13.757	39.740	229.7	2:01:47.039
4	1	2:36.260	42.798	1:13.477	39.985	255.9	10:42.870	42	2	2:29.806	40.854	1:10.813	38.139	266.0	2:04:16.845
5	1	2:34.974	42.370	1:12.344	40.260	252.9	13:17.844	43	2	2:29.988	41.152	1:10.587	38.249	264.7	2:06:46.833
6	1	2:35.251	42.291	1:13.074	39.886	248.8	15:53.095	44	2	2:30.653	40.732	1:11.001	38.920	264.7	2:09:17.486
7	1	2:35.244	42.546	1:12.651	40.047	255.9	18:28.339	45	2	2:31.082	41.956	1:10.660	38.466	259.6	2:11:48.568
8	1	2:35.389	42.413	1:12.702	40.274	255.9	21:03.728	46	2	2:30.706	40.539	1:11.188	38.979	263.4	2:14:19.274
9	1	2:35.383	42.203	1:13.421	39.759	254.1	23:39.111	47	2	2:31.319	41.153	1:11.432	38.734	254.7	2:16:50.593
10	1	7:30.768 P	42.480	5:47.941	1:00.347	254.1	31:09.879	48	2	2:30.616	40.514	1:11.458	38.644	266.6	2:19:21.209
								49	2	2:32.867	41.011	1:12.931	38.925	262.1	2:21:54.076
								50	2	2:33.641	41.230	1:12.949	39.462	254.7	2:24:27.717







**Spa Francorchamps**  
**GT Cup Europe**  
**Race**



**Analysis by Lap**

Num	Lap Time	Gap
<b>Lap 1</b>		
119	2:45.737	
77	2:46.314	00.577
80	2:47.244	01.507
52	2:47.646	01.909
169	2:48.647	02.910
73	2:49.139	03.402
116	2:49.747	04.010
90	2:50.052	04.315
21	2:50.723	04.986
67	2:51.107	05.370
81	2:51.469	05.732
44	2:51.871	06.134
57	2:52.403	06.666
68	2:53.362	07.625
166	2:55.286	09.549
111	2:56.269	10.532
70	2:59.019	13.282
<b>Lap 2</b>		
119	2:27.955	
77	2:28.794	01.416
80	2:29.003	02.555
52	2:30.713	04.667
73	2:29.680	05.127
116	2:30.390	06.445
169	2:32.174	07.129
67	2:29.925	07.340
81	2:30.001	07.778
44	2:30.211	08.390
57	2:30.286	08.997
68	2:30.689	10.359
166	2:35.651	17.245
111	2:35.282	17.859
70	2:40.015	25.342
<b>Lap 3</b>		
119	2:28.727	
77	2:30.555	03.244
80	2:29.991	03.819
73	2:29.910	06.310
52	2:31.299	07.239
116	2:29.849	07.567
67	2:29.371	07.984
169	2:30.688	09.090
81	2:30.715	09.766
44	2:30.544	10.207
57	2:30.866	11.136
68	2:30.815	12.447
166	2:35.673	24.191
111	2:35.394	24.526
70	2:39.643	36.258
<b>Lap 4</b>		
119	2:25.775	
80	2:29.608	07.652

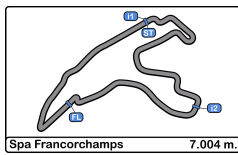
Num	Lap Time	Gap
77	2:30.664	08.133
73	2:28.558	09.093
67	2:27.652	09.861
52	2:30.402	11.866
116	2:30.336	12.128
169	2:29.790	13.105
81	2:29.398	13.389
44	2:29.539	13.971
57	2:29.536	14.897
68	2:30.855	17.527
111	2:31.636	30.387
166	2:36.260	34.676
70	2:38.940	49.423
<b>Lap 5</b>		
119	2:25.983	
80	2:27.519	09.188
77	2:29.360	11.510
73	2:28.989	12.099
67	2:29.761	13.639
116	2:30.631	16.776
52	2:31.440	17.323
169	2:30.810	17.932
81	2:30.810	18.216
44	2:31.043	19.031
57	2:30.290	19.204
68	2:30.589	22.133
111	2:32.694	37.098
166	2:34.974	43.667
70	2:39.350	1:02.790
<b>Lap 6</b>		
119	2:26.277	
80	2:27.914	10.825
77	2:28.520	13.753
73	2:28.695	14.517
67	2:28.436	15.798
116	2:29.639	20.138
169	2:30.085	21.740
52	2:31.475	22.521
81	2:30.788	22.727
44	2:30.375	23.129
57	2:30.612	23.539
68	2:31.375	27.231
111	2:32.448	43.269
166	2:35.251	52.641
70	2:38.127	1:14.640
<b>Lap 7</b>		
119	2:27.040	
80	2:26.763	10.548
73	2:30.191	17.668
77	2:31.944	18.657
67	2:30.577	19.335
116	2:29.468	22.566
169	2:29.149	23.849

Num	Lap Time	Gap
81	2:29.688	25.375
57	2:31.978	28.477
44	2:34.093	30.182
52	2:35.455	30.936
68	2:31.215	31.406
111	2:33.470	49.699
166	2:35.244	1:00.845
70	2:38.909	1:26.509
<b>Lap 8</b>		
119	2:27.216	
80	2:30.123	13.455
73	2:28.666	19.118
77	2:28.484	19.925
67	2:28.998	21.117
116	2:30.115	25.465
169	2:29.636	26.269
81	2:29.550	27.709
57	2:29.594	30.855
44	2:30.999	33.965
52	2:33.242	36.962
68	2:32.969	37.159
111	2:33.242	55.725
166	2:35.389	1:09.018
70	2:43.575	1:42.868
<b>Lap 9</b>		
119	2:27.148	
80	2:27.809	14.116
73	2:28.340	20.310
77	2:28.745	21.522
67	2:29.127	23.096
116	2:29.730	28.047
169	2:29.683	28.804
81	2:29.383	29.944
57	2:29.224	32.931
44	2:31.259	38.076
52	2:33.149	42.963
68	2:33.090	43.101
111	2:33.609	1:02.186
166	2:35.383	1:17.253
70	2:40.548	1:56.268
<b>Lap 10</b>		
119	2:28.615	
80	2:27.940	13.441
73	2:28.346	20.041
77	2:29.008	21.915
67	2:28.907	23.388
116	2:29.474	28.906
169	2:29.861	30.050
81	2:29.980	31.309
57	2:29.630	33.946
44	2:30.227	39.688
68	2:31.926	46.412
52	2:35.141	49.489

Num	Lap Time	Gap
111	2:33.364	1:06.935
70	2:42.535	2:10.188
<b>Lap 11</b>		
119	2:28.215	
80	2:27.872	13.098
73	2:29.230	21.056
77	2:29.937	23.637
67	2:30.291	25.464
116	2:31.337	32.028
169	2:31.449	33.284
81	2:33.738	36.832
57	2:33.423	39.154
44	2:32.605	44.078
68	2:32.215	50.412
52	2:45.726	1:07.000
111	2:42.188	1:20.908
70	2:44.978	2:26.951
<b>Lap 12</b>		
119	2:37.786	
80	2:33.391	08.703
73	2:54.951	38.221
77	2:53.211	39.062
67	2:57.235	44.913
116	2:52.464	46.706
169	3:03.618	59.116
81	3:01.157	1:00.203
57	3:05.073	1:06.441
44	3:02.157	1:08.449
68	2:56.865	1:09.491
52	2:40.626	1:09.840
166	7:30.768	2 Laps
111	2:54.252	1:37.374
<b>Lap 13</b>		
119	3:29.963	
80	3:22.224	00.964
70	3:42.974	1 Lap
73	2:58.301	06.559
77	2:58.031	07.130
67	2:53.861	08.811
116	2:52.254	08.997
169	2:40.469	09.622
57	2:37.044	13.522
68	2:38.628	18.156
81	2:49.756	19.996
44	2:45.448	23.934
52	2:46.211	26.088
111	2:35.243	42.654
<b>Lap 14</b>		
119	3:34.895	
80	3:35.607	01.676
73	3:32.741	04.405
77	3:32.678	04.913

Num	Lap Time	Gap
67	3:31.565	05.481
68	3:28.103	11.364
116	3:39.773	13.875
169	3:40.410	15.137
57	3:37.353	15.980
111	3:13.836	21.595
<b>Lap 15</b>		
119	2:28.429	
77	2:29.881	06.365
67	2:29.538	06.590
80	2:35.130	08.377
73	2:36.407	12.383
68	2:31.489	14.424
44	6:05.035	1 Lap
70	6:27.815	2 Laps
52	6:06.922	1 Lap
81	7:01.637	1 Lap
<b>Lap 16</b>		
119	2:27.076	
77	2:29.219	08.508
67	2:30.085	09.599
44	2:27.472	1 Lap
68	2:40.077	27.425
52	2:28.805	1 Lap
70	2:37.210	2 Laps
81	2:26.730	1 Lap
116	6:00.392	1 Lap
57	5:59.530	1 Lap
169	6:03.690	1 Lap
111	6:17.721	1 Lap
<b>Lap 17</b>		
119	2:35.476	
77	2:39.180	12.212
67	2:40.246	14.369
44	2:31.754	1 Lap
52	2:30.188	1 Lap
70	2:39.443	2 Laps
80	6:01.151	1 Lap
81	2:26.391	1 Lap
116	2:26.552	1 Lap
73	6:04.493	1 Lap
57	2:30.179	1 Lap
169	2:31.907	1 Lap
111	2:45.485	1 Lap
44	2:28.544	2:50.863
52	2:28.498	2:54.625
70	2:41.191	1 Lap
81	2:35.590	3:44.468
80	2:38.227	3:45.203
116	2:35.812	3:45.650
57	2:35.353	3:50.061
73	2:36.796	3:51.120
169	2:39.926	3:59.679





**Spa Francorchamps**  
**GT Cup Europe**  
**Race**  
**Analysis by Lap**



Num	Lap Time	Gap
68	6:11.106	4:03.055
111	2:43.583	4:37.403

Num	Lap Time	Gap
44	2:30.336	
52	2:36.615	10.041
<b>70</b>	2:43.528	1 Lap
119	6:14.555	53.356
81	2:38.520	1:01.789
80	2:38.764	1:02.768
116	2:38.819	1:03.270
67	6:15.699	1:08.869
77	6:19.296	1:10.309
57	2:43.192	1:12.054
73	2:42.975	1:12.896
169	2:42.674	1:21.154
68	2:42.861	1:24.717
111	2:45.574	2:01.778

Num	Lap Time	Gap
44	3:38.225	
52	3:29.098	00.914
<b>70</b>	3:00.043	1 Lap
119	2:51.451	06.582
81	2:43.164	06.728
80	2:43.307	07.850
116	2:43.042	08.087
67	2:39.050	09.694
77	2:38.691	10.775
57	2:37.859	11.688
73	2:38.056	12.727
169	2:34.079	17.008
68	2:37.491	23.983
111	2:42.711	1:06.264

Num	Lap Time	Gap
44	2:28.190	
52	2:28.411	01.135
81	2:28.040	06.578
116	2:29.747	09.644
80	2:31.571	11.231
57	2:33.395	16.893
73	2:35.692	20.229
67	2:39.350	20.854
<b>70</b>	2:45.404	1 Lap
119	2:45.837	24.229
77	2:46.675	29.260
68	2:40.681	36.474
169	2:50.632	39.450
111	2:38.162	1:16.236

Num	Lap Time	Gap
44	2:27.480	
52	2:27.098	00.753
81	2:27.656	06.754
116	2:26.976	09.140

Num	Lap Time	Gap
80	2:32.816	16.567
57	2:29.827	19.240
73	2:32.689	25.438
67	2:37.513	30.887
119	2:43.932	40.681
77	2:39.527	41.307
<b>70</b>	2:46.540	1 Lap
68	2:33.963	42.957
169	2:34.078	46.048
111	2:38.114	1:26.870

Num	Lap Time	Gap
44	2:28.882	01.278
52	2:29.407	01.278
81	2:29.325	07.197
116	2:27.834	08.092
80	2:33.708	21.393
57	2:31.792	22.150
73	2:33.562	30.118
67	2:36.412	38.417
119	2:37.472	49.271
77	2:37.838	50.263
68	2:36.750	50.825
169	2:33.721	50.887
<b>70</b>	2:41.160	1 Lap
111	2:38.131	1:36.119

Num	Lap Time	Gap
44	2:28.893	
52	2:29.040	01.425
81	2:26.769	05.073
116	2:27.535	06.734
57	2:30.719	23.976
80	2:34.132	26.632
73	2:31.123	32.348
169	2:32.802	54.796
67	2:48.391	57.915
68	2:37.955	59.887
<b>70</b>	2:38.784	1 Lap
119	2:47.491	1:07.869
77	2:50.902	1:12.272
111	2:48.733	1:55.959

Num	Lap Time	Gap
52	2:27.966	
44	2:30.624	01.233
81	2:27.802	03.484
116	2:28.360	05.703
57	2:31.018	25.603
80	2:31.821	29.062
73	2:31.192	34.149
169	2:41.747	1:07.152
<b>70</b>	2:39.876	1 Lap
68	2:47.059	1:17.555

Num	Lap Time	Gap
44	2:29.457	
81	2:28.494	01.288
52	2:37.205	06.515
116	2:34.742	09.755
57	2:29.908	24.821
80	2:40.780	39.152
73	2:37.391	40.850
68	2:34.662	1:21.527

Num	Lap Time	Gap
<b>70</b>	2:51.831	1 Lap
67	6:03.971	1 Lap
119	6:05.302	1 Lap
77	6:14.108	1 Lap

Num	Lap Time	Gap
81	2:29.575	
57	2:36.884	30.842
<b>111</b>	6:09.167	2 Laps
68	2:33.523	1:24.187
67	2:32.293	1 Lap
169	6:02.507	1 Lap
119	2:30.239	1 Lap
77	2:29.240	1 Lap

Num	Lap Time	Gap
81	2:26.772	
<b>111</b>	2:33.508	2 Laps
52	6:01.321	1 Lap
<b>116</b>	6:04.224	1 Lap
68	2:44.202	1:41.617
80	6:04.324	1 Lap
67	2:31.079	1 Lap
169	2:33.446	1 Lap
119	2:29.150	1 Lap
77	2:27.689	1 Lap

Num	Lap Time	Gap
81	2:34.040	
<b>70</b>	6:29.864	3 Laps
111	2:33.256	2 Laps
52	2:30.273	1 Lap
116	2:27.894	1 Lap
57	6:02.925	1 Lap
80	2:28.195	1 Lap
67	2:33.381	1 Lap
119	2:28.478	1 Lap
169	2:32.607	1 Lap
77	2:28.294	1 Lap
111	2:33.703	1 Lap
<b>70</b>	2:43.076	2 Laps
52	2:31.865	3:38.299
116	2:29.510	3:39.708
57	2:27.731	4:00.686
80	2:28.387	4:08.383
119	2:27.567	4:36.849
67	2:31.978	4:38.861

Num	Lap Time	Gap
169	2:29.232	4:42.579
77	2:26.948	4:46.795
68	6:03.886	5:11.463
111	2:34.983	5:48.820
<b>70</b>	2:40.463	1 Lap

Num	Lap Time	Gap
81	6:21.304	
52	2:43.242	00.237
116	2:42.325	00.729
57	2:31.231	10.613
80	2:30.432	17.511
119	2:33.081	48.626
67	2:39.931	57.488
169	2:36.665	57.940
77	2:33.625	59.116
68	2:35.529	1:25.688
111	3:52.740	3:20.256
<b>70</b>	3:45.971	1 Lap

Num	Lap Time	Gap
81	3:32.601	
52	3:32.685	00.321
116	3:32.923	01.051
57	3:25.465	03.477
80	3:20.823	05.733
119	3:02.958	18.983
67	2:58.046	22.933
169	2:58.049	23.388
77	2:58.019	24.534
68	2:36.834	29.921
111	3:47.729	3:35.384
<b>70</b>	3:47.228	1 Lap

Num	Lap Time	Gap
81	3:43.167	
52	3:43.248	00.402
116	3:42.901	00.785
57	3:42.699	03.009
80	3:41.390	03.956
119	3:35.583	11.399
67	3:34.640	14.406
169	3:34.652	14.873
77	3:34.626	15.993
68	3:30.678	17.432
111	2:34.959	2:27.176

Num	Lap Time	Gap
169	2:46.994	26.824
68	2:45.965	28.354
111	4:02.649	3:54.782

Num	Lap Time	Gap
116	3:59.119	
52	3:59.560	02.316
57	3:59.339	02.826
<b>70</b>	3:59.226	2 Laps
80	4:00.325	08.996
119	4:00.800	14.989
67	3:55.143	20.859
77	3:54.927	22.161
169	3:55.038	22.743
68	3:56.185	25.420
111	3:40.059	3:35.722
<b>70</b>	3:38.315	1 Lap

Num	Lap Time	Gap
116	3:47.487	
119	3:35.625	03.127
52	3:48.424	03.253
57	3:48.887	04.226
67	3:32.836	06.208
80	3:44.843	06.352
77	3:32.341	07.015
68	3:33.016	10.949
169	3:39.830	15.086
111	2:31.892	2:20.127

Num	Lap Time	Gap
119	2:29.416	
67	2:29.719	03.384
77	2:34.105	08.577
68	2:32.468	10.874
<b>70</b>	2:47.451	2 Laps
111	2:33.490	2:21.074

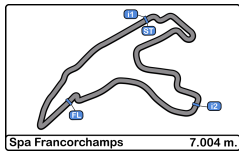
Num	Lap Time	Gap
119	2:27.661	
67	2:28.475	04.198
77	2:27.424	08.340
68	2:28.882	12.095
<b>57</b>	6:00.966	1 Lap
<b>52</b>	6:03.584	1 Lap
169	6:14.928	1 Lap
80	6:26.068	1 Lap
<b>116</b>	6:34.331	1 Lap

Num	Lap Time	Gap
116	2:34.258	
52	2:36.516	01.875
57	2:34.640	02.606
<b>70</b>	2:47.190	2 Laps
80	2:38.877	07.790
119	2:36.952	13.308
67	2:45.472	24.835
77	2:45.403	26.353

Num	Lap Time	Gap
119	2:28.289	
67	2:28.495	04.404
<b>111</b>	2:41.259	1 Lap
77	2:35.328	15.379
68	2:37.130	20.936

Num	Lap Time	Gap
119	2:28.289	
67	2:28.495	04.404
<b>111</b>	2:41.259	1 Lap
77	2:35.328	15.379
68	2:37.130	20.936





**Spa Francorchamps**  
**GT Cup Europe**  
**Race**



**Analysis by Lap**

Num	Lap Time	Gap
57	2:27.435	1 Lap
52	2:28.891	1 Lap
80	2:27.694	1 Lap
116	2:28.233	1 Lap
169	2:34.302	1 Lap
70	6:46.309	3 Laps

**Num Lap Time Gap**

**Lap 38**

119	2:34.220	
67	2:35.085	05.269
57	2:28.818	1 Lap
52	2:28.283	1 Lap
116	2:28.729	1 Lap
80	2:31.989	1 Lap
169	2:32.648	1 Lap
70	2:40.537	3 Laps
57	2:27.785	3:26.517
52	2:29.708	3:31.006
116	2:27.059	3:55.639
80	2:27.372	3:56.762
77	6:16.888	3:58.047
68	6:13.305	4:00.021
111	6:31.151	1 Lap
169	2:31.405	4:05.656
70	2:36.421	2 Laps

**Num Lap Time Gap**

**Lap 39**

57	2:29.925	
52	2:30.053	04.617
67	6:10.831	19.658
116	2:25.881	25.078
80	2:26.933	27.253
68	2:33.333	36.912
77	2:37.983	39.588
169	2:34.529	43.743
111	2:48.223	1 Lap
70	2:37.262	2 Laps

**Num Lap Time Gap**

**Lap 40**

57	2:29.010	
52	2:31.967	07.574
116	2:26.695	22.763
67	2:34.963	25.611
80	2:29.602	27.845
68	2:33.757	41.659
169	2:32.112	46.845
77	2:36.592	47.170
111	2:40.808	1 Lap
70	2:38.754	2 Laps

**Num Lap Time Gap**

**Lap 41**

57	2:31.156	
52	2:30.568	06.986
116	2:26.628	18.235
80	2:29.749	26.438
67	2:34.778	29.233

Num	Lap Time	Gap
68	2:36.398	46.901
169	2:36.370	52.059
77	2:37.645	53.659
111	2:40.670	1 Lap
70	2:37.622	2 Laps

**Num Lap Time Gap**

**Lap 42**

57	2:29.623	
52	2:30.649	08.012
116	2:27.018	15.630
80	2:28.566	25.381
67	2:34.630	34.240
68	2:34.543	51.821
169	2:29.806	52.242
77	2:33.115	57.151
111	2:42.796	1 Lap
70	2:40.061	2 Laps

**Num Lap Time Gap**

**Lap 43**

57	2:31.375	
52	2:32.104	08.741
116	2:28.065	12.320
80	2:28.736	22.742
67	2:34.678	37.543
169	2:29.988	50.855
68	2:33.944	54.390
77	2:34.089	59.865
111	2:46.878	1 Lap
70	2:39.406	2 Laps

**Num Lap Time Gap**

**Lap 44**

57	2:29.894	
52	2:31.254	10.101
116	2:27.772	10.198
80	2:30.730	23.578
67	2:33.715	41.364
169	2:30.653	51.614
68	2:33.227	57.723
77	2:34.339	1:04.310
111	2:52.912	1 Lap
70	2:42.930	2 Laps

**Num Lap Time Gap**

**Lap 45**

57	2:32.889	
116	2:31.675	08.984
52	2:32.465	09.677
80	2:30.224	20.913
67	2:34.192	42.667
169	2:31.082	49.807
68	2:34.069	58.903
77	2:32.694	1:04.115
111	2:44.721	1 Lap
70	2:41.145	2 Laps

Num	Lap Time	Gap
116	2:27.406	
52	2:32.180	05.467
80	2:30.256	14.779
67	2:35.771	42.048
169	2:30.706	44.123
68	2:34.132	56.645
77	2:33.730	1:01.455
70	2:38.787	2 Laps
111	2:43.407	1 Lap

**Num Lap Time Gap**

**Lap 46**

52	2:31.892	20.378
80	2:31.389	20.682
70	2:36.455	3 Laps

**Num Lap Time Gap**

**Lap 47**

116	2:29.316	
52	2:31.463	07.614
80	2:29.875	15.338
169	2:31.319	46.126
67	2:35.313	48.045
68	2:36.450	1:03.779
77	2:33.590	1:05.729

**Num Lap Time Gap**

**Lap 48**

116	2:27.495	
70	2:44.172	3 Laps
52	2:32.664	12.783
111	2:45.266	2 Laps
80	2:31.629	19.472
169	2:30.616	49.247
67	2:34.827	55.377
68	2:33.864	1:10.148
77	2:32.943	1:11.177

**Num Lap Time Gap**

**Lap 49**

116	2:27.885	
52	2:31.934	16.832
80	2:29.913	21.500
70	2:40.218	3 Laps
111	2:42.435	2 Laps
169	2:32.867	54.229
67	2:35.405	1:02.897
68	2:34.927	1:17.190
77	2:34.808	1:18.100

**Num Lap Time Gap**

**Lap 50**

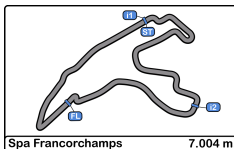
116	2:29.056	
52	2:33.869	21.645
80	2:30.008	22.452
70	2:36.166	3 Laps
111	2:46.176	2 Laps
169	2:33.641	58.814
67	2:35.873	1:09.714
68	2:33.918	1:22.052
77	2:34.414	1:23.458

**Num Lap Time Gap**

**Lap 51**

116	2:33.159	
-----	----------	--



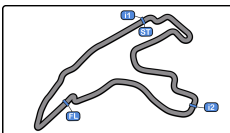


**Spa Francorchamps**  
**GT Cup Europe**  
**Race**  
**Best Sectors Results**



Sector - 1			Sector - 2			Sector - 3			Ideal Lap vs Best Lap		
Clas	Nº Driver	Time	Nº Driver	Time	Nº Driver	Time	Clas	Nº Driver	Ideal Lap	Best Lap	Clas
1	119 Bozzoni - Navarrete	39.970	116 Leonov - Christodolou	1:07.753	80 Velasco - Cabezas	37.287	1	119 Bozzoni - Navarrete	2:25.705	2:25.775	1
2	80 Velasco - Cabezas	40.045	57 Castillo - Vandierendonck	1:08.053	119 Bozzoni - Navarrete	37.344	2	116 Leonov - Christodolou	2:25.725	2:25.881	2
3	81 Ludwig - Saringen	40.078	77 Ala-Jyrä - Reimann	1:08.106	81 Ludwig - Saringen	37.438	3	80 Velasco - Cabezas	2:25.828	2:26.763	4
4	116 Leonov - Christodolou	40.168	52 Przybylak - Vandervelde	1:08.233	77 Ala-Jyrä - Reimann	37.640	4	81 Ludwig - Saringen	2:26.004	2:26.391	3
5	52 Przybylak - Vandervelde	40.213	119 Bozzoni - Navarrete	1:08.391	116 Leonov - Christodolou	37.804	5	77 Ala-Jyrä - Reimann	2:26.414	2:26.948	5
6	44 Pisani - Zanini	40.242	81 Ludwig - Saringen	1:08.488	57 Castillo - Vandierendonck	37.852	6	52 Przybylak - Vandervelde	2:26.538	2:27.098	6
7	169 Bochez - Bochez	40.438	80 Velasco - Cabezas	1:08.496	67 De Lorenzi - Borghi	37.855	7	44 Pisani - Zanini	2:26.698	2:27.472	8
8	73 Van Straaten - Van Straaten	40.475	44 Pisani - Zanini	1:08.568	44 Pisani - Zanini	37.888	8	57 Castillo - Vandierendonck	2:26.988	2:27.435	7
9	77 Ala-Jyrä - Reimann	40.668	67 De Lorenzi - Borghi	1:08.582	73 Van Straaten - Van Straaten	37.996	9	67 De Lorenzi - Borghi	2:27.204	2:27.652	9
10	67 De Lorenzi - Borghi	40.767	73 Van Straaten - Van Straaten	1:08.962	169 Bochez - Bochez	38.075	10	73 Van Straaten - Van Straaten	2:27.433	2:28.340	10
11	57 Castillo - Vandierendonck	41.083	68 Bosio - Solieri	1:09.234	52 Przybylak - Vandervelde	38.092	11	169 Bochez - Bochez	2:28.388	2:29.149	12
12	68 Bosio - Solieri	41.501	169 Bochez - Bochez	1:09.875	68 Bosio - Solieri	38.147	12	68 Bosio - Solieri	2:28.882	2:28.882	11
13	111 Fabiani - Zerbi	41.529	111 Fabiani - Zerbi	1:10.722	111 Fabiani - Zerbi	39.203	13	111 Fabiani - Zerbi	2:31.454	2:31.636	13
14	166 Fecchio - Puhakka	42.119	166 Fecchio - Puhakka	1:12.240	166 Fecchio - Puhakka	39.708	14	166 Fecchio - Puhakka	2:34.067	2:34.974	14
15	70 Bosio - Fondi	42.218	70 Bosio - Fondi	1:13.288	21 Perian - Tincescu	39.995	15	70 Bosio - Fondi	2:35.741	2:36.166	15
16	90 Akatsu - Fulgenzi	54.371	21 Perian - Tincescu	1:13.822	70 Bosio - Fondi	40.235	16	90 Akatsu - Fulgenzi	2:50.052	2:50.052	16
17	21 Perian - Tincescu	56.906	90 Akatsu - Fulgenzi	1:14.831	90 Akatsu - Fulgenzi	40.850	17	21 Perian - Tincescu	2:50.723	2:50.723	17





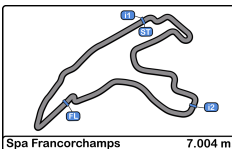
**Spa Francorchamps**  
**GT Cup Europe**  
**Race**  
**Leader Sequence**

Spa Francorchamps 7.004 m.



N°	Entrant/Team	Nat	Driver 1	Nat	Driver 2	Nat	Vehicle	Cat	Start Lap	End Lap	Laps	Total Laps
119	Mertel Motorsport		Stefano Bozzoni		Fernando Navarrete		Ferrari 488 Challenge Evo	AM	1	17	17	17
44	Eugenio Pisani / SP Racing		Eugenio Pisani		Stefano Zanini		Porsche 911 GT3 Cup gen 2	PROAM	18	23	6	6
52	Q1-trackracing		Xander Przybylak		Laurent Vandervelde		Porsche 992 GT3 Cup	AM	24	24	1	1
44	Eugenio Pisani / SP Racing		Eugenio Pisani		Stefano Zanini		Porsche 911 GT3 Cup gen 2	PROAM	25	25	1	7
81	Mertel Motorsport		Luca Ludwig		Axel Satingen		Ferrari 488 Challenge Evo	PROAM	26	31	6	6
116	Volcano Motorsport		Evgenii Leonov		Adam Christodolou		Porsche 992 GT3 Cup	PROAM	32	34	3	3
119	Mertel Motorsport		Stefano Bozzoni		Fernando Navarrete		Ferrari 488 Challenge Evo	AM	35	38	4	21
57	Q1-trackracing		Fidel Castillo		Nicolas Vandierendonck		Porsche 992 GT3 Cup	PROAM	39	45	7	7
116	Volcano Motorsport		Evgenii Leonov		Adam Christodolou		Porsche 992 GT3 Cup	PROAM	46	51	6	9



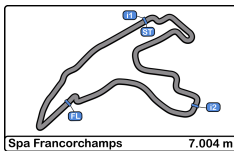


**Spa Francorchamps**  
**GT Cup Europe**  
**Race**  
**Best 5 Lap Times**



Cl	N°	Entrant/Team	Nat	Driver 1	Nat	Driver 2	Nat	Vehicle	Cat	Cl	Best 1		Best 2		Best 3		Best 4		Best 5	
											Time	Lap	Time	Lap	Time	Lap	Time	Lap	Time	Lap
1	119	Mertel Motorsport	DEU	Stefano Bozzoni	ITA	Fernando Navarrete	ESP	Ferrari 488 Challenge Evo	AM	1	2:25.775	4	2:25.983	5	2:26.277	6	2:27.040	7	2:27.076	16
2	116	Volcano Motorsport	ESP	Evgenii Leonov	MDA	Adam Christodolou	GBR	Porsche 992 GT3 Cup	PROAM	1	2:25.881	39	2:26.552	16	2:26.628	41	2:26.695	40	2:26.976	21
3	81	Mertel Motorsport	DEU	Luca Ludwig	DEU	Axel Sartenen	DEU	Ferrari 488 Challenge Evo	PROAM	2	2:26.391	16	2:26.730	15	2:26.769	23	2:26.772	27	2:27.656	21
4	80	Mertel Motorsport	DEU	Iván Velasco	ESP	Jorge Cabezas	ESP	Ferrari 488 Challenge Evo	PROAM	3	2:26.763	7	2:26.933	39	2:27.372	38	2:27.519	5	2:27.694	36
5	77	EST1 Racing	EST	Jori Ala-Jyrä	EST	Alex Reimann	EST	Porsche 992 GT3 Cup	AM	2	2:26.948	28	2:27.424	36	2:27.689	26	2:28.294	27	2:28.484	8
6	52	Q1-trackracing	BEL	Xander Przybylak	BEL	Laurent Vandervelde	BEL	Porsche 992 GT3 Cup	AM	3	2:27.098	21	2:27.966	24	2:28.283	37	2:28.411	20	2:28.498	17
7	57	Q1-trackracing	BEL	Fidel Castillo	ESP	Nicolas Vandierendonck	BEL	Porsche 992 GT3 Cup	PROAM	4	2:27.435	36	2:27.731	28	2:27.785	38	2:28.818	37	2:29.010	40
8	44	Eugenio Pisani / SP Racing	ITA	Eugenio Pisani	ITA	Stefano Zanini	MCO	Porsche 911 GT3 Cup gen 2	PROAM	5	2:27.472	15	2:27.480	21	2:28.190	20	2:28.544	17	2:28.882	22
9	67	GDL Racing	SMR	Gianluca De Lorenzi	ITA	Stefano Borghi	ITA	Porsche 992 GT3 Cup	AM	4	2:27.652	4	2:28.436	6	2:28.475	36	2:28.495	37	2:28.907	10
10	73	Axel Van Straaten / Orhès Racing	FRA	Axel Van Straaten	FRA	Remi Van Straaten	FRA	Porsche 992 GT3 Cup	PROAM	6	2:28.340	9	2:28.346	10	2:28.558	4	2:28.666	8	2:28.695	6
11	68	GDL Racing	SMR	Samuele Bosio	ITA	Glauco Solieri	ITA	Porsche 992 GT3 Cup	AM	5	2:28.882	36	2:30.589	5	2:30.689	2	2:30.815	3	2:30.855	4
12	169	Kessel Racing	CHE	Alexandre Bochez	CHE	Mikaël Bochez	CHE	Ferrari 488 Challenge	AM	6	2:29.149	7	2:29.232	28	2:29.636	8	2:29.683	9	2:29.790	4
13	111	Eugenio Pisani / SP Racing	ITA	Fabio Fabiani	ITA	Stefano Zerbi	ITA	Porsche 911 GT3 Cup gen 2	AM	7	2:31.636	4	2:31.892	34	2:32.448	6	2:32.694	5	2:33.242	8
14	166	GDL Racing	SMR	Roberto Fecchio	ITA	Juuso Puhakka	ESP	Porsche 992 GT3 Cup	PROAM	7	2:34.974	5	2:35.244	7	2:35.251	6	2:35.383	9	2:35.389	8
15	70	GDL Racing	SMR	Roberto Bosio	ITA	Maurizio Fondi	ITA	Porsche 911 GT3 Cup gen 2	AM	8	2:36.166	47	2:36.421	36	2:36.455	48	2:37.210	14	2:37.262	37
16	90	Enrico Fulgenzi Racing / Enrico Fulgenzi	ITA	Shintaro Akatsu	JPN	Enrico Fulgenzi	ITA	Porsche 992 GT3 Cup	PROAM	8	2:50.052	1								
17	21	Camil Perian / R01 Racing by Varu Nicu	ROU	Camil Perian	ROU	Florin Tincescu	ROU	Porsche 911 GT3 Cup gen 2	AM	9	2:50.723	1								





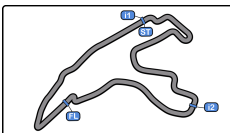
**Spa Francorchamps**  
**GT Cup Europe**  
**Race**  
**Best 5 Top Speeds**



Top 1		Top 2		Top 3		Top 4		Top 5	
-------	--	-------	--	-------	--	-------	--	-------	--

Cl	N°	Entrant/Team	Nat	Driver 1	Nat	Driver 2	Nat	Vehicle	Cat	Cl	Km/h	Lap	Km/h	Lap	Km/h	Lap	Km/h	Lap	Km/h	Lap	Avg
1	119	Mertel Motorsport	DEU	Stefano Bozzoni	ITA	Fernando Navarrete	ESP	Ferrari 488 Challenge Evo	AM	1	272.0	7	271.3	6	270.6	5	270.6	8	270.6	27	271.0
2	44	Eugenio Pisani / SP Racing	ITA	Eugenio Pisani	ITA	Stefano Zanini	MDA	Porsche 911 GT3 Cup gen 2	PROAM	1	270.0	24	269.3	21	269.3	22	268.6	20	268.6	25	269.1
3	116	Volcano Motorsport	ESP	Evgenii Leonov	MDA	Adam Christodolou	GBR	Porsche 992 GT3 Cup	PROAM	2	270.0	29	266.6	22	266.6	38	266.6	44	266.6	48	267.3
4	80	Mertel Motorsport	DEU	Iván Velasco	ESP	Jorge Cabezas	ESP	Ferrari 488 Challenge Evo	PROAM	3	269.3	28	269.3	40	267.3	7	267.3	15	267.3	29	268.1
5	81	Mertel Motorsport	DEU	Luca Ludwig	DEU	Axel Sartenen	DEU	Ferrari 488 Challenge Evo	PROAM	4	269.3	23	267.9	22	267.9	24	267.3	4	265.3	20	267.5
6	169	Kessel Racing	CHE	Alexandre Bochez	CHE	Mikaël Bochez	CHE	Ferrari 488 Challenge	AM	2	266.6	28	266.6	48	266.0	42	264.7	43	264.7	44	265.7
7	52	Q1-trackracing	BEL	Xander Przybylak	BEL	Laurent Vandervelde	BEL	Porsche 992 GT3 Cup	AM	3	266.0	29	264.0	46	262.7	21	262.1	4	262.1	6	263.4
8	77	EST1 Racing	EST	Jori Ala-Jyrä	EST	Alex Reimann	EST	Porsche 992 GT3 Cup	AM	4	264.0	28	262.7	6	262.7	37	262.1	17	262.1	29	262.7
9	67	GDL Racing	SMR	Gianluca De Lorenzi	ITA	Stefano Borghi	ITA	Porsche 992 GT3 Cup	AM	5	263.4	2	262.1	36	261.5	6	261.5	17	261.5	41	262.0
10	57	Q1-trackracing	BEL	Fidel Castillo	ESP	Nicolas Vandierendonck	BEL	Porsche 992 GT3 Cup	PROAM	5	262.1	6	262.1	23	261.5	4	261.5	5	261.5	32	261.7
11	73	Axel Van Straaten / Orhès Racing	FRA	Axel Van Straaten	FRA	Remi Van Straaten	FRA	Porsche 992 GT3 Cup	PROAM	6	262.1	21	262.1	23	262.1	25	260.8	4	258.9	24	261.2
12	111	Eugenio Pisani / SP Racing	ITA	Fabio Fabiani	ITA	Stefano Zerbi	ITA	Porsche 911 GT3 Cup gen 2	AM	6	259.6	6	257.7	8	257.1	36	255.3	4	255.3	25	257.0
13	68	GDL Racing	SMR	Samuele Bosio	ITA	Glauco Solieri	ITA	Porsche 992 GT3 Cup	AM	7	258.9	27	258.9	32	258.3	21	258.3	44	257.7	24	258.4
14	70	GDL Racing	SMR	Roberto Bosio	ITA	Maurizio Fondi	ITA	Porsche 911 GT3 Cup gen 2	AM	8	257.7	15	255.9	23	254.7	37	254.1	38	254.1	40	255.3
15	166	GDL Racing	SMR	Roberto Fecchio	ITA	Juuso Puhakka	ESP	Porsche 992 GT3 Cup	PROAM	7	255.9	3	255.9	4	255.9	7	255.9	8	254.1	9	255.5
16	21	Camil Perian / R01 Racing by Varu Nicu	ROU	Camil Perian	ITA	Florin Tincescu	ROU	Porsche 911 GT3 Cup gen 2	AM	9	221.7	1									221.7
17	90	Enrico Fulgenzi Racing / Enrico Fulgenzi	ITA	Shintaro Akatsu	JPN	Enrico Fulgenzi	ITA	Porsche 992 GT3 Cup	PROAM	8	217.7	1									217.7











**Spa Francorchamps**  
**GT Cup Europe**  
**Race**



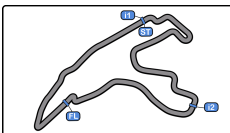
**Fastest Laps Sequence**

Spa Francorchamps 7.004 m.

Lap	Time of Day	Session Time	N° Entrant/Team	Nat	Driver 1	Nat	Driver 2	Nat	Vehicle	Cat	Time	Km/h
2	12:52:37.906	7:37.906	119 Mertel Motorsport	 DEU	Stefano Bozzoni	 ITA	Fernando Navarrete	 ESP	Ferrari 488 Challenge Evo	AM	<b>2:27.955</b>	170.4
4	12:57:32.409	12:32.409	119 Mertel Motorsport	 DEU	Stefano Bozzoni	 ITA	Fernando Navarrete	 ESP	Ferrari 488 Challenge Evo	AM	<b>2:25.775</b>	172.9







Spa Francorchamps

GT Cup Europe

Race

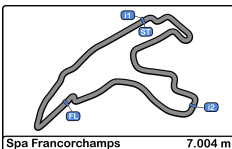
Event Best Maximum Speed

Spa Francorchamps 7.004 m.



N°	Entrant/Team	Nat	Driver 1	Nat	Driver 2	Nat	Vehicle	Cat	Km/h	Session
119	Mertel Motorsport	DEU	Stefano Bozzoni	ITA	Fernando Navarrete	ESP	Ferrari 488 Challenge Evo	AM	272.0	Race
44	Eugenio Pisani / SP Racing	ITA	Eugenio Pisani	ITA	Stefano Zanini	MCO	Porsche 911 GT3 Cup gen 2	PROAM	270.0	Race
116	Volcano Motorsport	ESP	Evgenii Leonov	IND	Adam Christodolou	GBR	Porsche 992 GT3 Cup	PROAM	270.0	Race
81	Mertel Motorsport	DEU	Luca Ludwig	DEU	Axel Satingen	DEU	Ferrari 488 Challenge Evo	PROAM	269.3	Race
80	Mertel Motorsport	DEU	Iván Velasco	ESP	Jorge Cabezas	ESP	Ferrari 488 Challenge Evo	PROAM	269.3	Race
90	Enrico Fulgenzi Racing / Enrico Fulgenzi	ITA	Shintaro Akatsu	JPN	Enrico Fulgenzi	ITA	Porsche 992 GT3 Cup	PROAM	267.9	Free Practice - 1
169	Kessel Racing	CHE	Alexandre Bochez	CHE	Mikaël Bochez	CHE	Ferrari 488 Challenge	AM	266.6	Race
52	Q1-trackracing	BEL	Xander Przybylak	BEL	Laurent Vandervelde	BEL	Porsche 992 GT3 Cup	AM	266.0	Race
21	Camil Perian / R01 Racing by Varu Nicu	ROU	Camil Perian	ROU	Florin Tincescu	ROU	Porsche 911 GT3 Cup gen 2	AM	264.7	Free Practice - 2
68	GDL Racing	SMR	Samuele Bosio	ITA	Glauco Solieri	ITA	Porsche 992 GT3 Cup	AM	264.0	Free Practice - 2
77	EST1 Racing	EST	Jori Ala-Jyrä	EST	Alex Reimann	EST	Porsche 992 GT3 Cup	AM	264.0	Free Practice - 3 -bronze drivers-
73	Axel Van Straaten / Orhès Racing	FRA	Axel Van Straaten	FRA	Remi Van Straaten	FRA	Porsche 992 GT3 Cup	PROAM	264.0	Qualifying - 1 Driver - 1
67	GDL Racing	SMR	Gianluca De Lorenzi	ITA	Stefano Borghi	ITA	Porsche 992 GT3 Cup	AM	263.4	Race
111	Eugenio Pisani / SP Racing	ITA	Fabio Fabiani	ITA	Stefano Zerbi	ITA	Porsche 911 GT3 Cup gen 2	AM	262.7	Free Practice - 1
57	Q1-trackracing	BEL	Fidel Castillo	ESP	Nicolas Vandierendonck	BEL	Porsche 992 GT3 Cup	PROAM	262.1	Race
166	GDL Racing	SMR	Roberto Fecchio	ITA	Juuso Puhakka	ESP	Porsche 992 GT3 Cup	PROAM	260.2	Qualifying - 1 Driver - 1
70	GDL Racing	SMR	Roberto Bosio	ITA	Maurizio Fondi	ITA	Porsche 911 GT3 Cup gen 2	AM	258.3	Free Practice - 1





Spa Francorchamps  
GT Cup Europe  
Race  
Lap Chart

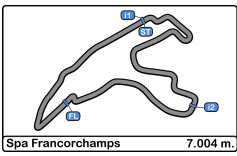


Spa Francorchamps 7.004 m.

LAP

Nr	Po	Grid	1	2	3	4	5	6	7	8	9	10	11	12	13	14	15	16	17	18	19	20	21	22	23	24	25	26	27	28	29	30	31	32	33	34	35	
80	1	80	119	119	119	119	119	119	119	119	119	119	119	119	119	119	119	119	119	44	44	44	44	44	44	52	44	81	81	81	81	81	81	81	116	116	116	119
116	2	116	77	77	77	80	80	80	80	80	80	80	80	80	80	80	77	77	77	52	52	52	52	52	52	44	81	57	68	52	52	52	52	52	52	52	119	67
81	3	81	80	80	80	77	77	77	73	73	73	73	73	73	73	67	67	67	119	119	81	81	81	81	81	52	68	52	116	116	116	116	57	57	52	77	77	
90	4	90	52	52	73	73	73	73	77	77	77	77	77	77	77	80	68	44	81	81	116	116	116	116	116	116	52	116	57	57	57	57	80	80	80	57	68	
52	5	52	169	73	52	67	67	67	67	67	67	67	67	67	67	73	44	52	80	80	80	80	80	57	57	57	116	57	80	80	80	80	119	119	67	111		
73	6	73	73	116	116	52	116	116	116	116	116	116	116	116	116	68	68	52	81	116	116	57	57	57	80	80	80	80	80	119	119	119	119	67	67	80	57	
169	7	169	116	169	67	116	52	169	169	169	169	169	169	169	169	116	44	80	80	67	67	73	73	73	73	73	73	67	67	67	67	67	67	77	77	77	52	
119	8	119	90	67	169	169	169	52	81	81	81	81	81	81	57	169	52	81	116	77	77	67	67	67	169	169	68	169	119	169	169	169	169	169	68	169		
44	9	44	21	81	81	81	81	81	57	57	57	57	57	57	68	57	81	116	57	57	57	119	119	119	67	68	67	119	169	77	77	77	77	68	68	169	80	
77	10	77	67	44	44	44	44	44	44	44	44	44	44	44	81	111	116	73	73	73	73	77	77	77	68	70	169	77	77	68	68	68	68	111	111	111	116	
57	11	57	81	57	57	57	57	57	52	52	52	68	68	68	44	44	57	57	169	169	169	68	68	68	119	67	119	111	111	111	111	111	70	70	70	70		
21	12	21	44	68	68	68	68	68	68	68	68	52	52	52	52	52	169	169	68	68	68	169	169	77	119	77	70	70	70	70	70	70	70	70	70	70		
166	13	166	57	166	166	111	111	111	111	111	111	111	111	111	111	81	111	111	111	111	111	111	111	111	111	111	77	111										
68	14	68	68	111	111	166	166	166	166	166	166	70	70	70	70	70	70	70	70	70	70	70	70	70	70	70	111	70										
111	15	111	166	70	70	70	70	70	70	70	70	166																										
67	16	67	111																																			
70	17	70	70																																			





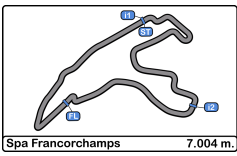
Spa Francorchamps  
GT Cup Europe  
Race  
Lap Chart



LAP

Nr	Po	36	37	38	39	40	41	42	43	44	45	46	47	48	49	50	51
80	<b>1</b>	119	119	119	57	57	57	57	57	57	57	116	116	116	116	116	116
116	<b>2</b>	67	67	67	52	52	52	52	52	52	116	52	52	52	52	52	52
81	<b>3</b>	77	77	57	67	116	116	116	116	116	52	80	80	80	80	80	80
90	<b>4</b>	68	68	52	116	67	80	80	80	80	80	67	169	169	169	169	169
52	<b>5</b>	111	57	116	80	80	67	67	67	67	67	169	67	67	67	67	67
73	<b>6</b>	57	52	80	68	68	68	68	169	169	169	68	68	68	68	68	68
169	<b>7</b>	52	116	77	77	169	169	169	68	68	68	77	77	77	77	77	77
119	<b>8</b>	80	80	68	169	77	77	77	77	77	77	111	111	111	111	111	111
44	<b>9</b>	116	169	169	111	111	111	111	111	111	111	70	70	70	70	70	70
77	<b>10</b>	169	111	111	70	70	70	70	70	70	70	70	70	70	70	70	70
57	<b>11</b>	70	70	70													
21	<b>12</b>																
166	<b>13</b>																
68	<b>14</b>																
111	<b>15</b>																
67	<b>16</b>																
70	<b>17</b>																

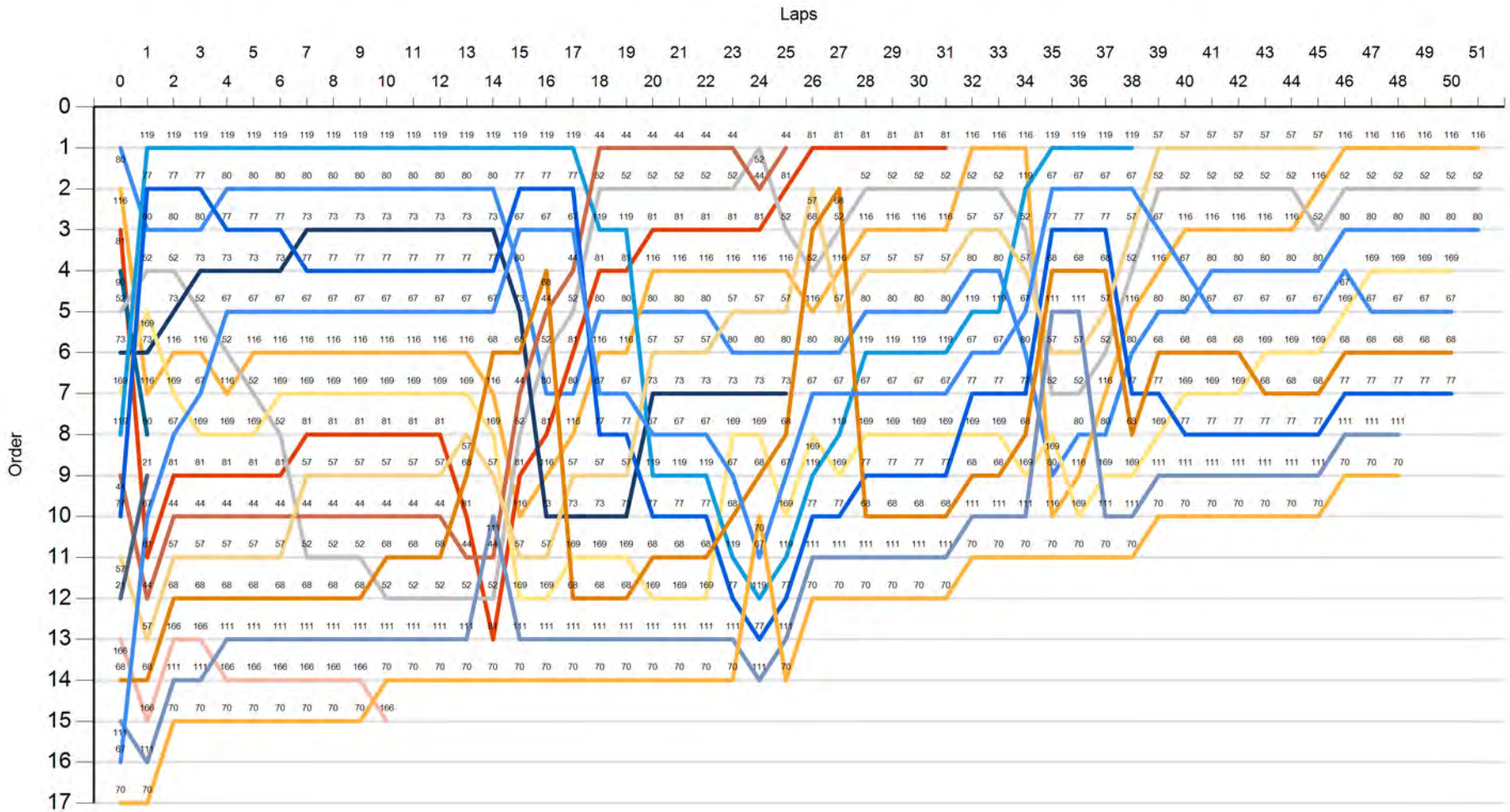


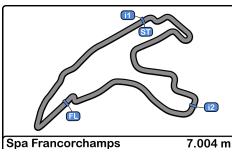


Spa Francorchamps  
GT Cup Europe  
Race  
Graphic Lap Chart



- 80
- 116
- 81
- 90
- 52
- 73
- 169
- 119
- 44
- 77
- 57
- 21
- 166
- 68
- 111
- 67
- 70



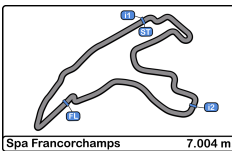


**Spa Francorchamps**  
**GT Cup Europe**  
**Race**  
**Pit Stop Analysis**



Ord	Nr.	In Day Time	Entrant/Team	Nat	Driver 1	Nat	Driver 2	Nat	Vehicle	Cat	In Time	Stop N°	Pit Time	Handicap	Diff.
1	70	13:20:47.433	GDL Racing	SMR	Roberto Bosio	ITA	Maurizio Fondi	ITA	Porsche 911 GT3 Cup gen 2	AM	33:23.218	1	4:07.528		
2	81	13:21:05.392	Mertel Motorsport	DEU	Luca Ludwig	DEU	Axel Sartingen	DEU	Ferrari 488 Challenge Evo	PROAM	33:41.178	1	4:54.684		
3	44	13:21:08.600	Eugenio Pisani / SP Racing	ITA	Eugenio Pisani	ITA	Stefano Zanini	ITA	Porsche 911 GT3 Cup gen 2	PROAM	33:44.386	1	3:57.504		
4	52	13:21:11.414	Q1-trackracing	BEL	Xander Przybylak	BEL	Laurent Vandervelde	BEL	Porsche 992 GT3 Cup	AM	33:47.200	1	3:56.438		
5	116	13:24:33.966	Volcano Motorsport	ESP	Evgenii Leonov	ESP	Adam Christodolou	GBR	Porsche 992 GT3 Cup	PROAM	37:09.752	1	3:53.832		
6	169	13:24:34.914	Kessel Racing	CHE	Alexandre Bochez	CHE	Mikaël Bochez	CHE	Ferrari 488 Challenge	AM	37:10.699	1	3:54.741		
7	57	13:24:35.895	Q1-trackracing	BEL	Fidel Castillo	ESP	Nicolas Vandierendonck	BEL	Porsche 992 GT3 Cup	PROAM	37:11.680	1	3:50.631		
8	111	13:24:42.147	Eugenio Pisani / SP Racing	ITA	Fabio Fabiani	ITA	Stefano Zerbi	ITA	Porsche 911 GT3 Cup gen 2	AM	37:17.933	1	3:52.999		
9	80	13:26:57.090	Mertel Motorsport	DEU	Iván Velasco	ESP	Jorge Cabezas	ESP	Ferrari 488 Challenge Evo	PROAM	39:32.876	1	3:48.655		
10	73	13:27:00.893	Axel Van Straaten / Orhès Racin	FRA	Axel Van Straaten	FRA	Remi Van Straaten	FRA	Porsche 992 GT3 Cup	PROAM	39:36.678	1	3:54.080		
11	68	13:29:43.042	GDL Racing	SMR	Samuele Bosio	ITA	Glauco Solieri	ITA	Porsche 992 GT3 Cup	AM	42:18.827	1	3:51.798		
12	119	13:31:51.247	Mertel Motorsport	DEU	Stefano Bozzoni	ITA	Fernando Navarrete	ESP	Ferrari 488 Challenge Evo	AM	44:27.033	1	3:52.653		
13	77	13:32:03.274	EST1 Racing	EST	Jori Ala-Jyrä	EST	Alex Reimann	EST	Porsche 992 GT3 Cup	AM	44:39.060	1	3:56.773		
14	67	13:32:05.610	GDL Racing	SMR	Gianluca De Lorenzi	ITA	Stefano Borghi	ITA	Porsche 992 GT3 Cup	AM	44:41.396	1	3:53.022		
15	67	13:51:41.946	GDL Racing	SMR	Gianluca De Lorenzi	ITA	Stefano Borghi	ITA	Porsche 992 GT3 Cup	AM	1:04:17.732	2	3:51.163		
16	119	13:51:53.471	Mertel Motorsport	DEU	Stefano Bozzoni	ITA	Fernando Navarrete	ESP	Ferrari 488 Challenge Evo	AM	1:04:29.256	2	3:55.553		
17	77	13:51:56.230	EST1 Racing	EST	Jori Ala-Jyrä	EST	Alex Reimann	EST	Porsche 992 GT3 Cup	AM	1:04:32.016	2	3:55.382		
18	111	13:52:39.938	Eugenio Pisani / SP Racing	ITA	Fabio Fabiani	ITA	Stefano Zerbi	ITA	Porsche 911 GT3 Cup gen 2	AM	1:05:15.724	2	3:51.989		
19	169	13:54:20.550	Kessel Racing	CHE	Alexandre Bochez	CHE	Mikaël Bochez	CHE	Ferrari 488 Challenge	AM	1:06:56.336	2	3:52.952		
20	52	13:55:50.666	Q1-trackracing	BEL	Xander Przybylak	BEL	Laurent Vandervelde	BEL	Porsche 992 GT3 Cup	AM	1:08:26.452	2	3:52.024		
21	116	13:55:53.907	Volcano Motorsport	ESP	Evgenii Leonov	ESP	Adam Christodolou	GBR	Porsche 992 GT3 Cup	PROAM	1:08:29.692	2	3:56.167		
22	80	13:56:23.143	Mertel Motorsport	DEU	Iván Velasco	ESP	Jorge Cabezas	ESP	Ferrari 488 Challenge Evo	PROAM	1:08:58.928	2	3:55.173		
23	70	13:57:20.559	GDL Racing	SMR	Roberto Bosio	ITA	Maurizio Fondi	ITA	Porsche 911 GT3 Cup gen 2	AM	1:09:56.345	2	4:04.938		
24	57	13:58:45.801	Q1-trackracing	BEL	Fidel Castillo	ESP	Nicolas Vandierendonck	BEL	Porsche 992 GT3 Cup	PROAM	1:11:21.586	2	3:51.919		
25	68	14:02:23.383	GDL Racing	SMR	Samuele Bosio	ITA	Glauco Solieri	ITA	Porsche 992 GT3 Cup	AM	1:14:59.169	2	3:51.843		
26	81	14:03:15.811	Mertel Motorsport	DEU	Luca Ludwig	DEU	Axel Sartingen	DEU	Ferrari 488 Challenge Evo	PROAM	1:15:51.597	2	4:02.135		
27	116	14:27:14.383	Volcano Motorsport	ESP	Evgenii Leonov	ESP	Adam Christodolou	GBR	Porsche 992 GT3 Cup	PROAM	1:39:50.168	3	4:27.794		
28	52	14:27:17.664	Q1-trackracing	BEL	Xander Przybylak	BEL	Laurent Vandervelde	BEL	Porsche 992 GT3 Cup	AM	1:39:53.450	3	3:53.418		
29	57	14:27:18.649	Q1-trackracing	BEL	Fidel Castillo	ESP	Nicolas Vandierendonck	BEL	Porsche 992 GT3 Cup	PROAM	1:39:54.435	3	3:52.878		
30	80	14:27:20.062	Mertel Motorsport	DEU	Iván Velasco	ESP	Jorge Cabezas	ESP	Ferrari 488 Challenge Evo	PROAM	1:39:55.848	3	4:18.198		
31	169	14:27:29.652	Kessel Racing	CHE	Alexandre Bochez	CHE	Mikaël Bochez	CHE	Ferrari 488 Challenge	AM	1:40:05.438	3	4:02.742		
32	70	14:29:59.359	GDL Racing	SMR	Roberto Bosio	ITA	Maurizio Fondi	ITA	Porsche 911 GT3 Cup gen 2	AM	1:42:35.144	3	4:12.083		
33	111	14:34:49.278	Eugenio Pisani / SP Racing	ITA	Fabio Fabiani	ITA	Stefano Zerbi	ITA	Porsche 911 GT3 Cup gen 2	AM	1:47:25.063	3	3:55.401		
34	77	14:34:58.209	EST1 Racing	EST	Jori Ala-Jyrä	EST	Alex Reimann	EST	Porsche 992 GT3 Cup	AM	1:47:33.994	3	3:57.723		
35	68	14:35:03.973	GDL Racing	SMR	Samuele Bosio	ITA	Glauco Solieri	ITA	Porsche 992 GT3 Cup	AM	1:47:39.758	3	3:59.285		





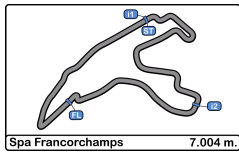
Spa Francorchamps  
GT Cup Europe  
Race  
Pit Stop Analysis



Spa Francorchamps 7.004 m.

Ord	Nr.	In Day Time	Entrant/Team	Nat	Driver 1	Nat	Driver 2	Nat	Vehicle	Cat	In Time	Stop N°	Pit Time	Handicap	Diff.
36	67	14:37:22.520	GDL Racing		Gianluca De Lorenzi		Stefano Borghi		Porsche 992 GT3 Cup	AM	1:49:58.306	3	3:53.946		





**Spa Francorchamps**  
**GT Cup Europe**  
**Race**  
**Weather Report**



**Air Temperature**  
 Sin datos disponibles

**Track Temperature**  
 Sin datos disponibles

**Humidity**  
 Sin datos disponibles

**Pressure**  
 Sin datos disponibles

**Wind Speed**  
 Sin datos disponibles

**Wind direction**  
 North = 0°/360° Est = 90° South = 180° West= 270°  
 Sin datos disponibles



CIRCUIT DE SPA  
 FRANCORCHAMPS





### Championship Classification



Cls	Name	Nat	Net Pts	Pts	Portimao		SPA-Francorchamps	Paul Ricard		Monza		Barcelona	
					R1	R2	R	R1	R2	R1	R2	R1	R2
1	Iván Velasco		50	50	15	15	20						
	Jorge Cabezas		50	50	15	15	20						
2	Evgenii Leonov		48	48	6	12	30						
3	Laurent Vandervelde		38	38	12	2	24						
	Xander Przybylak		38	38	12	2	24						
4	Adam Christodolou		30	30			30						
5	Alexandre Bochez		25	25	4	5	16						
	Mikaël Bochez		25	25	4	5	16						
6	Eugenio Pisani		18	18	8	10							
	Stefano Zanini		18	18	8	10							
7	Fidel Castillo		15	15	5	8	2						
	Nicolas Vandierendonck		15	15	5	8	2						
8	Glauco Solieri		14	14		6	8						
9	Gianluca De Lorenzi		12	12			12						
	Stefano Borghi		12	12			12						
10	Jori Ala-Jyrä		11	11		1	10						
11	Alex Reimann		10	10			10						
12	Davide Scannicchio		10	10	10								
	Fabio Babini		10	10	10								
13	Samuele Bosio		8	8			8						
14	Paulo Pinheiro		7	7	3	4							
	Pedro Marreiros		7	7	3	4							
15	Fabio Fabiani		6	6			6						
	Stefano Zerbi		6	6			6						
16	Roberto Bosio		4	4			4						
	Maurizio Fondi		4	4			4						
17	Florin Tincescu		4	4	1	3							
	Camil Perian		4	4	1	3							
18	Fernando Navarrete		2	2	2								
	Stefano Bozzoni		2	2	2								
19	Indrek Jaaska		1	1		1							
20	Gustavo Conde		0	0									
	H. Mello		0	0									
21	Remi Van Straaten		0	0									
	Axel Van Straaten		0	0									
22	Axel Saringen		0	0									
	Luca Ludwig		0	0									
23	Enrico Fulgenzi		0	0									
	Shintaro Akatsu		0	0									
24	Stephen Earle		0	0									





### Championship Classification



Cls	Name	Nat	Net		Portimao		SPA-Francorchamps	Paul Ricard		Monza		Barcelona	
			Pts	Pts	R1	R2	R	R1	R2	R1	R2	R1	R2
	David Perel		0	0									
25	Juuso Puhakka		0	0									
	Roberto Fecchio		0	0									
26	Julien Darras		0	0									
	Jayan Fazal-Karim		0	0									



Benigno Granizo 4, 28224 Pozuelo de Alarcon  
 Tel y Fax 91.448.32.06  
 www.cronococa.com  
 info@cronococa.com



Juan Bravo 17, 28006 Madrid  
 Tel 91.432.27.50  
 www.gtssport.es  
 info@gtssport.es



### Championship AM Classification



Cls	Name	Nat	Net Pts	Pts	Portimao		SPA-Francorchamps	Paul Ricard		Monza		Barcelona	
					R1	R2	R	R1	R2	R1	R2	R1	R2
1	Laurent Vandervelde		26	26	8	2	16						
	Xander Przybylak		26	26	8	2	16						
2	Mikaël Bochez		24	24	6	6	12						
	Alexandre Bochez		24	24	6	6	12						
3	Glauco Solieri		13	13	1	8	4						
4	Gianluca De Lorenzi		8	8			8						
	Stefano Borghi		8	8			8						
5	Paulo Pinheiro		8	8	4	4							
	Pedro Marreiros		8	8	4	4							
6	Jori Ala-Jyrä		7	7		1	6						
7	Alex Reimann		6	6			6						
8	Camil Perian		5	5	2	3							
	Florin Tincescu		5	5	2	3							
9	Samuele Bosio		4	4			4						
10	Fernando Navarrete		3	3	3								
	Stefano Bozzoni		3	3	3								
11	Stefano Zerbi		2	2			2						
	Fabio Fabiani		2	2			2						
12	Indrek Jaaska		1	1		1							
13	Maurizio Fondi		0	0									
	Roberto Bosio		0	0									



### Championship TROPHY Classification

Cls	Name	Nat	Net Pts	Pts	Portimao		SPA-Francorchamps	Paul Ricard		Monza		Barcelona	
					R1	R2	R	R1	R2	R1	R2	R1	R2
					1	Gustavo Conde		8	8	4	4		
	H. Mello		8	8	4	4							
2	Jayan Fazal-Karim		6	6	3	3							
	Julien Darras		6	6	3	3							

















Benigno Granizo 4, 28224 Pozuelo de Alarcon  
 Tel y Fax 91.448.32.06  
 www.cronococa.com  
 info@cronococa.com



Juan Bravo 17, 28006 Madrid  
 Tel 91.432.27.50  
 www.gtssport.es  
 info@gtssport.es



### Championship Teams' Classification

Cls	Team	Nat	Net Pts	Pts	Portimao		SPA-Francorchamps	Paul Ricard		Monza		Barcelona	
					R1	R2	R	R1	R2	R1	R2	R1	R2
1	Volcano Motorsport		24	24	2	6	16						
2	Mertel Motorsport		24	24	8	8	8						
3	Q1-trackracing		22	22	7	3	12						
4	Kessel Racing		7	7		1	6						
5	Eugenio Pisani / SP Racing		7	7	3	4							
6	GDL Racing		4	4			4						
7	ZRS Motorsport		4	4	4								
8	EST1 Racing		2	2			2						
9	Ghinzani Arco Motorsport		2	2		2							
10	Axel Van Straaten / Orhès Racing		0	0									
	Camil Perian / R01 Racing by Varu Nicu		0	0									
	Enrico Fulgenzi Racing / Enrico Fulgenzi		0	0									
11	Paulo Pinheiro		0	0									
	Street-Art Racing		0	0									



### Drivers Statistics

Cls	Nº	Name	Nat	Net Points	Points	First Positions	Seconds Positions	Thirds Positions	Race Fastest Laps	Pole Positions	Laps in first place	Km. covered in Race	Km. covered in Practice
1	80	Iván Velasco		50	50	2		1				603.813	640.841
	80	Jorge Cabezas		50	50	2		1				603.813	640.841
2	116	Evgenii Leonov		48	48	1	1			1		603.813	568.646
3	52	Laurent Vandervelde		38	38		2					603.813	727.093
	52	Xander Przybylak		38	38		2					603.813	727.093
4	116	Adam Christodolou		30	30	1				1		357.204	280.160
5	169	Alexandre Bochez		25	25							596.809	724.742
	169	Mikaël Bochez		25	25							596.809	724.742
6	44	Eugenio Pisani		18	18			1		1		421.709	659.502
	44	Stefano Zanini		18	18			1		1		421.709	659.502
7	57	Fidel Castillo		15	15							561.789	696.824
	57	Nicolas Vandierendonck		15	15							561.789	696.824
8	68	Glauco Solieri		14	14							592.156	713.134
9	67	Gianluca De Lorenzi		12	12							536.320	610.572
	67	Stefano Borghi		12	12							536.320	610.572
10	77	Jori Ala-Jyrä		11	11							587.503	792.284
11	77	Alex Reimann		10	10							350.200	364.208
12	78	Davide Scannicchio		10	10			1	2			200.079	353.628
	78	Fabio Babini		10	10			1	2			200.079	353.628
13	68	Samuele Bosio		8	8							350.200	350.200
14	45	Paulo Pinheiro		7	7							246.609	348.975
	45	Pedro Marreiros		7	7							246.609	348.975
15	111	Fabio Fabiani		6	6							517.659	673.461
	111	Stefano Zerbi		6	6							517.659	673.461
16	70	Roberto Bosio		4	4							336.192	329.188
	70	Maurizio Fondi		4	4							336.192	329.188
17	21	Florin Tincescu		4	4							248.960	771.370
	21	Camil Perian		4	4							248.960	771.370
18	119	Fernando Navarrete		2	2				1			387.130	559.389
	119	Stefano Bozzoni		2	2				1			387.130	559.389
19	77	Indrek Jaaska		1	1							237.303	428.076
20	43	Gustavo Conde		0	0							237.303	316.404
	43	H. Mello		0	0							237.303	316.404
21	73	Remi Van Straaten		0	0							175.100	350.200
	73	Axel Van Straaten		0	0							175.100	350.200
22	81	Axel Sartingen		0	0							217.124	273.156
	81	Luca Ludwig		0	0							217.124	273.156



### Drivers Statistics

Cls	Nº	Name	Nat	Net Points	Points	First Positions	Seconds Positions	Thirds Positions	Race Fastest Laps	Pole Positions	Laps in first place	Km. covered in Race	Km. covered in Practice
23	90	Enrico Fulgenzi		0	0					1		7.004	315.180
	90	Shintaro Akatsu		0	0					1		7.004	315.180
24	111	Stephen Earle		0	0					1		218.691	237.303
	111	David Perel		0	0					1		218.691	237.303
25	166	Juuso Puhakka		0	0							70.040	357.204
	166	Roberto Fecchio		0	0							70.040	357.204
26	2007	Julien Darras		0	0							237.303	367.587
	2007	Jayan Fazal-Karim		0	0							237.303	367.587













### Drivers Performance



Cls	Name	Nat	Net Pts	Pts	Portimao		SPA-Francorchamps	Paul Ricard		Monza		Barcelona	
					R1	R2	R	R1	R2	R1	R2	R1	R2
1	Iván Velasco		50	50	2-1	3-1	4-3						
	Jorge Cabezas		50	50	2-1	3-1	4-3						
2	Evgenii Leonov		48	48	5-5	4-2	6-1						
3	Laurent Vandervelde		38	38	10-2	5-9	5-2						
	Xander Przybylak		38	38	10-2	5-9	5-2						
4	Adam Christodolou		30	30	NP-	NP-	6-1						
5	Alexandre Bochez		25	25	8-7	8-6	8-4						
	Mikaël Bochez		25	25	8-7	8-6	8-4						
6	Eugenio Pisani		18	18	1-4	9-3	13-NC						
	Stefano Zanini		18	18	1-4	9-3	13-NC						
7	Fidel Castillo		15	15	13-6	6-4	10-10						
	Nicolas Vandierendonck		15	15	13-6	6-4	10-10						
8	Glauco Solieri		14	14	14-11	11-5	11-7						
9	Gianluca De Lorenzi		12	12	4-NC	10-15	14-5						
	Stefano Borghi		12	12	4-NC	10-15	14-5						
10	Jori Ala-Jyrä		11	11	9-13	12-10	7-6						
11	Alex Reimann		10	10	NP-	NP-	7-6						
12	Davide Scannicchio		10	10	6-3	2-NC	NP-NP						
	Fabio Babini		10	10	6-3	2-NC	NP-NP						
13	Samuele Bosio		8	8	NP-	NP-	11-7						
14	Paulo Pinheiro		7	7	7-8	7-7	NP-NP						
	Pedro Marreiros		7	7	7-8	7-7	NP-NP						
15	Fabio Fabiani		6	6	11-NC	14-11	16-8						
	Stefano Zerbi		6	6	11-NC	14-11	16-8						
16	Roberto Bosio		4	4	NP-	NP-	17-9						
	Maurizio Fondi		4	4	NP-	NP-	17-9						
17	Florin Tincescu		4	4	12-10	13-8	12-NC						
	Camil Perian		4	4	12-10	13-8	12-NC						
18	Fernando Navarrete		2	2	3-9	NP-NP	2-NC						
	Stefano Bozzoni		2	2	3-9	NP-NP	2-NC						
19	Indrek Jaaska		1	1	9-13	12-10	NP-NP						
20	Gustavo Conde		0	0	17-14	16-12	NP-NP						
	H. Mello		0	0	17-14	16-12	NP-NP						
21	Remi Van Straaten		0	0	NP-	NP-	9-NC						
	Axel Van Straaten		0	0	NP-	NP-	9-NC						
22	Axel Saringen		0	0	NP-	NP-	3-NC						
	Luca Ludwig		0	0	NP-	NP-	3-NC						
23	Enrico Fulgenzi		0	0	NP-	NP-	1-NC						
	Shintaro Akatsu		0	0	NP-	NP-	1-NC						
24	Stephen Earle		0	0	15-12	1-14	NP-NP						



### Drivers Performance

Cls	Name	Nat	Net Pts	Pts	 <u>Portimao</u>		 <u>SPA-Francorchamps</u>	 <u>Paul Ricard</u>		 <u>Monza</u>		 <u>Barcelona</u>	
					R1	R2	R	R1	R2	R1	R2	R1	R2
	David Perel		0	0	15 - 12	1 - 14	NP - NP						
25	Juuso Puhakka		0	0	NP -	NP -	15 - NC						
	Roberto Fecchio		0	0	NP -	NP -	15 - NC						
26	Julien Darras		0	0	16 - 15	15 - 13	NP - NP						
	Jayan Fazal-Karim		0	0	16 - 15	15 - 13	NP - NP						