

Spa Francorchamps
Clio Cup Series
Race - 1
Provisional Results

CLIO CUP

SERIES

Clas	Nº	Driver	Nat	Cat	Clas	Team	Nat	Group	Laps	Total Time	Gap	Interval	Km/h	Best	Time	Km/h
1	12	Gabriele Torelli	ITA			Rangoni Corse	ITA	EUR & MID	9	29:15.394			129.2	3	2:49.413	148.8
2	15	David Pouget	FRA			GPA Racing	FRA	EUR & FRA	9	29:16.078	0.684	0.684	129.2	3	2:49.302	148.9
3	105	Alessandro Brigatti	ITA	CHA	1	PROGETTO E20 Motorsport	ITA	ITA	9	29:16.427	1.033	0.349	129.1	9	2:49.447	148.8
4	1	Anthony Jurado	FRA			Milan Competition	FRA	EUR & MID	9	29:16.854	1.460	0.427	129.1	9	2:49.415	148.8
5	101	Tomas Pekar	CZE			Carpek Racing	CZE	EUR & MID	9	29:16.878	1.484	0.024	129.1	3	2:49.383	148.8
6	29	Alexandre Finkelstein	FRA	CHA	2	GPA Racing	FRA	FRA	9	29:17.917	2.523	1.039	129.0	3	2:49.236	148.9
7	113	Adrian Schimpf	ESP	CHA	3	AST Competition	ESP	EUR & ESP	9	29:18.404	3.010	0.487	129.0	2	2:49.542	148.7
8	25	Alexandre Albouy	FRA			GPA Racing	FRA	FRA	9	29:19.070	3.676	0.666	129.0	2	2:49.796	148.4
9	5	Nicolas Milan	FRA			Milan Competition	FRA	EUR & FRA	9	29:19.407	4.013	0.337	128.9	2	2:49.277	148.9
10	125	Jerzy Spinkiewicz	POL			UNIQ Racing	POL	EUR & ITA	9	29:20.339	4.945	0.932	128.9	3	2:49.508	148.7
11	558	Pierre Bredeaux	FRA	CHA	4	Comte Racing Team	FRA	EUR	9	29:21.130	5.736	0.791	128.8	3	2:49.479	148.7
12	91	Luca Franca	ITA	RAC	1	MC Motortecnica	ITA	EUR & ITA	9	29:21.593	6.199	0.463	128.8	2	2:50.271	148.0
13	158	Florian Venturi	FRA	CHA	5	GM Sport	FRA	FRA	9	29:22.029	6.635	0.436	128.7	9	2:50.230	148.1
14	211	Nikola Miljkovic	SRB	CHA	6	Tempo Racing Team	SRB	EUR & MID	9	29:23.408	8.014	1.379	128.6	3	2:50.081	148.2
15	84	Mattia Lancellotti	ITA	CHA	7	Faro Racing	ITA	EUR & ITA	9	29:23.459	8.065	0.051	128.6	3	2:49.648	148.6
16	24	Aurelien Renet	FRA	CHA	8	JSB Competition	FRA	FRA	9	29:24.063	8.669	0.604	128.6	3	2:50.418	147.9
17	116	Giacomo Trebbi	ITA	CHA	9	MC Motortecnica	ITA	ITA	9	29:24.779	9.385	0.716	128.5	9	2:50.675	147.7
18	4	Julien Baziret	FRA	CHA	10	Baziret Sport	FRA	EUR & MID	9	29:24.992	9.598	0.213	128.5	3	2:50.166	148.1
19	2	Florian Coruble	FRA	CHA	11	GM Sport	FRA	FRA	9	29:25.413	10.019	0.421	128.5	9	2:50.621	147.7
20	41	Simone Di Luca	ITA			Faro Racing	ITA	ITA	9	29:26.742	11.348	1.329	128.4	7	2:50.690	147.7
21	55	René Steemetz	NLD	RAC	2	ChefoSport	ESP	EUR & MID	9	29:27.494	12.100	0.752	128.3	3	2:50.819	147.6
22	21	Stephan Polderman	NLD	RAC	3	ChefoSport	ESP	EUR & MID	9	29:28.292	12.898	0.798	128.3	7	2:50.939	147.5
23	60	Leonardo Arduini	ITA	CHA	12	MC Motortecnica	ITA	EUR & ITA	9	29:29.042	13.648	0.750	128.2	8	2:50.903	147.5
24	51	Henrik Seibel	DEU	CHA	13	Carpek Service	CZE	MID	9	29:29.436	14.042	0.394	128.2	7	2:50.967	147.4
25	99	Guillaume Maio	FRA	CHA	14	GM Sport	FRA	EUR & MID	9	29:30.862	15.468	1.426	128.1	8	2:51.519	147.0
26	107	Cristian Ricciarini	ITA			ESSECORSE	ITA	EUR & ITA	9	29:31.247	15.853	0.385	128.1	8	2:50.718	147.6
27	9	Andrea Stucki	CHE			Stucki Motorsport	CHE	MID	9	29:31.351	15.957	0.104	128.1	3	2:50.559	147.8
28	43	Damiano Puccetti	ITA	CHA	15	Rangoni Corse	ITA	EUR	9	29:31.670	16.276	0.319	128.0	8	2:50.621	147.7
29	31	Jeremy Bordagaray	FRA	RAC	4	Milan Competition	FRA	FRA & ESP	9	29:32.001	16.607	0.331	128.0	8	2:50.854	147.5
30	16	Lionel Viguier	FRA	RAC	5	T2CM	FRA	EUR & FRA	9	29:33.403	18.009	1.402	127.9	9	2:51.400	147.1
31	82	Jacopo Giuseppe Cimenes	ITA	CHA	16	ESSECORSE	ITA	EUR & ITA	9	29:34.037	18.643	0.634	127.9	3	2:51.394	147.1
32	13	Raphael Cuadrado	FRA	RAC	6	GM Sport	FRA	FRA	9	29:42.436	27.042	8.399	127.3	2	2:52.625	146.0
33	118	Francesco Pagano	ITA	CHA	17	Costa Ovest	ITA	ITA	9	29:42.640	27.246	0.204	127.2	3	2:51.607	146.9
34	78	Laurent Dziadus	FRA	RAC	7	TEAM LUCAS	FRA	FRA	9	29:43.730	28.336	1.090	127.2	2	2:52.301	146.3
35	27	Federico Danova	ITA	CHA	18	ESSECORSE	ITA	ITA	9	29:44.633	29.239	0.903	127.1	2	2:51.735	146.8
36	19	Gianalberto Coldani	ITA	CHA	19	MC Motortecnica	ITA	ITA	9	29:44.756	29.362	0.123	127.1	3	2:52.693	146.0
37	38	Alessio Alcidi	ITA	CHA	20	Tuder Motorsport	ITA	ITA	9	29:44.985	29.591	0.229	127.1	3	2:52.565	146.1
38	65	Fabien Julia	FRA	RAC	8	LR Performance	FRA	FRA	9	29:45.038	29.644	0.053	127.1	2	2:52.233	146.3
39	54	Sébastien Gehin	FRA	RAC	9	T2CM	FRA	MID	9	29:45.239	29.845	0.201	127.1	2	2:52.695	146.0
40	95	Adam Sascha	ITA	CHA	21	SEVENHILLS	ITA	ITA	9	29:45.350	29.956	0.111	127.1	7	2:51.887	146.6
41	3	Daniel Nyffeler	CHE	CHA	22	Stucki Motorsport	CHE	MID	9	29:45.938	30.544	0.588	127.0	7	2:52.155	146.4
42	109	Francesco Savoia	ITA	CHA	23	PROGETTO E20 Motorsport	ITA	ITA	9	29:48.500	33.106	2.562	126.8	3	2:50.793	147.6
43	73	Sandro Cutini	ITA	RAC	10	Faro Racing	ITA	ITA	9	29:49.261	33.867	0.761	126.8	9	2:52.372	146.2
44	103	Francesco Miotto	ITA	CHA	24	PROGETTO E20 Motorsport	ITA	ITA	9	29:51.720	36.326	2.459	126.6	9	2:52.040	146.5
45	44	Veenesh Shunker	FRA	RAC	11	T2CM	FRA	FRA	9	29:53.092	37.698	1.372	126.5	9	2:53.681	145.1
46	119	Fernando Navarrete	ESP			ChefoSport	ESP	EUR	9	29:53.426	38.032	0.334	126.5	3	2:50.838	147.5
47	53	Due	ITA	RAC	12	Oregon Team	ITA	ITA	9	29:54.829	39.435	1.403	126.4	7	2:53.329	145.4
48	72	Manuel Stefani	ITA	RAC	13	SEVENHILLS	ITA	ITA	9	29:55.259	39.865	0.430	126.4	9	2:52.759	145.9
49	372	Andrea Chierichetti	ITA	RAC	14	MC Motortecnica	ITA	EUR & ITA	9	30:00.593	45.199	5.334	126.0	3	2:53.437	145.3
50	133	Samuel Chaligne	FRA	RAC	15	T2CM	FRA	FRA	9	30:09.100	53.706	8.507	125.4	7	2:55.183	143.9
51	11	Andrea Bonifazi	ITA	RAC	16	SEVENHILLS	ITA	ITA	9	30:10.964	55.570	1.864	125.3	9	2:56.463	142.8
52	17	Daniele Pasquali	ITA	RAC	17	Tuder Motorsport	ITA	EUR & ITA	9	30:14.461	59.067	3.497	125.0	8	2:56.909	142.5
53	63	Gabriel Alonso	ESP	RAC	18	GPA Racing	FRA	FRA	9	30:38.102	1:22.708	23.641	123.4	7	3:03.117	137.6

Published at:.....

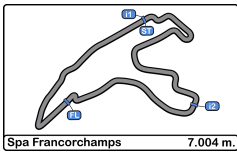
Track Temp: **38.9 °C** Air Temp: **23.4 °C** Humidity: **30 %** Track Status: **DRY**

Race Director:

Timekeeper:


 Luis Angel García Nuñez
 JOB-1605-ESP/M





Spa Francorchamps
Clio Cup Series
Race - 1
Provisional Results

CLIO CUP

SERIES

Clas	Nº	Driver	Nat	Cat	Clas	Team	Nat	Group	Laps	Total Time	Gap	Interval	Km/h	Best	Time	Km/h
54	122	Ludovico Longoni		CHA	25	MC Motorcnica		EUR & ITA	8	26:58.732	1 Lap	1 Lap	124.6	8	2:54.098	144.8
Not classified: (Requirements: 75% of number laps of leader = 7 Laps)																
	85	Benjamin Cauvas		RAC		GPA Racing		EUR	5	17:54.413	4 Laps	3 Laps	117.3	2	2:52.651	146.0
	30	Alex Lancellotti		RAC		Faro Racing		EUR & ITA	4	17:03.414	5 Laps	1 Lap	98.5	3	2:50.291	148.0
	7	Mickael Carree		CHA		T2CM		EUR & FRA	3	9:37.561	6 Laps	1 Lap	130.9	3	2:51.087	147.3
	199	Alejandro Schimpf		CHA		AST Competition		EUR & ESP	3	10:33.804	6 Laps	56.243	119.3	2	2:52.066	146.5
	42	Mariano Alonso		CHA		GPA Racing		FRA	2	6:55.804	7 Laps	1 Lap	121.2	2	2:51.265	147.2

Fastest lap Alexandre Finkelstein in 2:49.236 at 148.9 Km/h in lap 3

Published at:.....

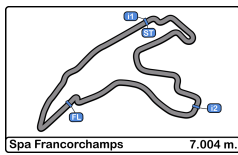
Track Temp: **38.9 °C** Air Temp: **23.4 °C** Humidity: **30 %** Track Status: **DRY**

Race Director:

Timekeeper:

Luis Angel García Nuñez
 JOB-1605-ESP/M





Spa Francorchamps
Clio Cup Series
Race - 1

CLIO CUP

SERIES

Provisional Results by Category

Clas	Nº	Driver	Nat	Cat	Clas	Team	Nat	Group	Laps	Total Time	Gap	Interval	Km/h	Best	Time	Km/h
1	12	Gabriele Torelli	ITA	ITA		Rangoni Corse	ITA	EUR & MID	9	29:15.394			129.2	3	2:49.413	148.8
2	15	David Pouget	FRA	FRA		GPA Racing	FRA	EUR & FRA	9	29:16.078	0.684	0.684	129.2	3	2:49.302	148.9
3	1	Anthony Jurado	FRA	FRA		Milan Competition	FRA	EUR & MID	9	29:16.854	1.460	0.776	129.1	9	2:49.415	148.8
4	101	Tomas Pekar	CZE	CZE		Carpek Racing	CZE	EUR & MID	9	29:16.878	1.484	0.024	129.1	3	2:49.383	148.8
5	25	Alexandre Albouy	FRA	FRA		GPA Racing	FRA	FRA	9	29:19.070	3.676	2.192	129.0	2	2:49.796	148.4
6	5	Nicolas Milan	FRA	FRA		Milan Competition	FRA	EUR & FRA	9	29:19.407	4.013	0.337	128.9	2	2:49.277	148.9
7	125	Jerzy Spinkiewicz	POL	POL		UNIQU Racing	POL	EUR & ITA	9	29:20.339	4.945	0.932	128.9	3	2:49.508	148.7
8	41	Simone Di Luca	ITA	ITA		Faro Racing	ITA	ITA	9	29:26.742	11.348	6.403	128.4	7	2:50.690	147.7
9	107	Cristian Ricciarini	ITA	ITA		ESSECORSE	ITA	EUR & ITA	9	29:31.247	15.853	4.505	128.1	8	2:50.718	147.6
10	9	Andrea Stucki	CHE	CHE		Stucki Motorsport	CHE	MID	9	29:31.351	15.957	0.104	128.1	3	2:50.559	147.8
11	119	Fernando Navarrete	ESP	ESP		ChefoSport	ESP	EUR	9	29:53.426	38.032	22.075	126.5	3	2:50.838	147.5

CHA

Clas	Nº	Driver	Nat	Cat	Clas	Team	Nat	Group	Laps	Total Time	Gap	Interval	Km/h	Best	Time	Km/h
1	105	Alessandro Brigatti	ITA	ITA	CHA 1	PROGETTO E20 Motorsport	ITA	ITA	9	29:16.427			129.1	9	2:49.447	148.8
2	29	Alexandre Finkelstein	FRA	FRA	CHA 2	GPA Racing	FRA	FRA	9	29:17.917	1.490	1.490	129.0	3	2:49.236	148.9
3	113	Adrian Schimpf	ESP	ESP	CHA 3	AST Competition	ESP	EUR & ESP	9	29:18.404	1.977	0.487	129.0	2	2:49.542	148.7
4	558	Pierre Bredeaux	FRA	FRA	CHA 4	Comte Racing Team	FRA	EUR	9	29:21.130	4.703	2.726	128.8	3	2:49.479	148.7
5	158	Florian Venturi	FRA	FRA	CHA 5	GM Sport	FRA	FRA	9	29:22.029	5.602	0.899	128.7	9	2:50.230	148.1
6	211	Nikola Miljkovic	SRB	SRB	CHA 6	Tempo Racing Team	SRB	EUR & MID	9	29:23.408	6.981	1.379	128.6	3	2:50.081	148.2
7	84	Mattia Lancellotti	ITA	ITA	CHA 7	Faro Racing	ITA	EUR & ITA	9	29:23.459	7.032	0.051	128.6	3	2:49.648	148.6
8	24	Aurelien Renet	FRA	FRA	CHA 8	JSB Competition	FRA	FRA	9	29:24.063	7.636	0.604	128.6	3	2:50.418	147.9
9	116	Giacomo Trebbi	ITA	ITA	CHA 9	MC Motor Tecnica	ITA	ITA	9	29:24.779	8.352	0.716	128.5	9	2:50.675	147.7
10	4	Julien Baziret	FRA	FRA	CHA 10	Baziret Sport	FRA	EUR & MID	9	29:24.992	8.565	0.213	128.5	3	2:50.166	148.1
11	2	Florian Coruble	FRA	FRA	CHA 11	GM Sport	FRA	FRA	9	29:25.413	8.986	0.421	128.5	9	2:50.621	147.7
12	60	Leonardo Arduini	ITA	ITA	CHA 12	MC Motor Tecnica	ITA	EUR & ITA	9	29:29.042	12.615	3.629	128.2	8	2:50.903	147.5
13	51	Henrik Seibel	DEU	DEU	CHA 13	Carpek Service	CZE	MID	9	29:29.436	13.009	0.394	128.2	7	2:50.967	147.4
14	99	Guillaume Maio	FRA	FRA	CHA 14	GM Sport	FRA	EUR & MID	9	29:30.862	14.435	1.426	128.1	8	2:51.519	147.0
15	43	Damiano Puccetti	ITA	ITA	CHA 15	Rangoni Corse	ITA	EUR	9	29:31.670	15.243	0.808	128.0	8	2:50.621	147.7
16	82	Jacopo Giuseppe Cimenos	ITA	ITA	CHA 16	ESSECORSE	ITA	EUR & ITA	9	29:34.037	17.610	2.367	127.9	3	2:51.394	147.1
17	118	Francesco Pagano	ITA	ITA	CHA 17	Costa Ovest	ITA	ITA	9	29:42.640	26.213	8.603	127.2	3	2:51.607	146.9
18	27	Federico Danova	ITA	ITA	CHA 18	ESSECORSE	ITA	ITA	9	29:44.633	28.206	1.993	127.1	2	2:51.735	146.8
19	19	Gianalberto Coldani	ITA	ITA	CHA 19	MC Motor Tecnica	ITA	ITA	9	29:44.756	28.329	0.123	127.1	3	2:52.693	146.0
20	38	Alessio Alcidi	ITA	ITA	CHA 20	Tuder Motorsport	ITA	ITA	9	29:44.985	28.558	0.229	127.1	3	2:52.565	146.1
21	95	Adam Sascha	ITA	ITA	CHA 21	SEVENHILLS	ITA	ITA	9	29:45.350	28.923	0.365	127.1	7	2:51.887	146.6
22	3	Daniel Nyffeler	CHE	CHE	CHA 22	Stucki Motorsport	CHE	MID	9	29:45.938	29.511	0.588	127.0	7	2:52.155	146.4
23	109	Francesco Savoia	ITA	ITA	CHA 23	PROGETTO E20 Motorsport	ITA	ITA	9	29:48.500	32.073	2.562	126.8	3	2:50.793	147.6
24	103	Francesco Miotto	ITA	ITA	CHA 24	PROGETTO E20 Motorsport	ITA	ITA	9	29:51.720	35.293	3.220	126.6	9	2:52.040	146.5
25	122	Ludovico Longoni	ITA	ITA	CHA 25	MC Motor Tecnica	ITA	EUR & ITA	8	26:58.732	1 Lap	1 Lap	124.6	8	2:54.098	144.8

Not classified: (Requirements: 75% of number laps of leader = 7 Laps)

7	Mickael Carree	FRA	FRA	CHA 26	T2CM	FRA	EUR & FRA	3	9:37.561	6 Laps	5 Laps	130.9	3	2:51.087	147.3
199	Alejandro Schimpf	ESP	ESP	CHA 27	AST Competition	ESP	EUR & ESP	3	10:33.804	6 Laps	56.243	119.3	2	2:52.066	146.5
42	Mariano Alonso	ESP	ESP	CHA 28	GPA Racing	FRA	FRA	2	6:55.804	7 Laps	1 Lap	121.2	2	2:51.265	147.2

RAC

Clas	Nº	Driver	Nat	Cat	Clas	Team	Nat	Group	Laps	Total Time	Gap	Interval	Km/h	Best	Time	Km/h
1	91	Luca Franca	ITA	ITA	RAC 1	MC Motor Tecnica	ITA	EUR & ITA	9	29:21.593			128.8	2	2:50.271	148.0
2	55	René Steemetz	NLD	NLD	RAC 2	ChefoSport	ESP	EUR & MID	9	29:27.494	5.901	5.901	128.3	3	2:50.819	147.6
3	21	Stephan Polderman	NLD	NLD	RAC 3	ChefoSport	ESP	EUR & MID	9	29:28.292	6.699	0.798	128.3	7	2:50.939	147.5
4	31	Jeremy Bordagaray	FRA	FRA	RAC 4	Milan Competition	FRA	FRA & ESP	9	29:32.001	10.408	3.709	128.0	8	2:50.854	147.5
5	16	Lionel Viguier	FRA	FRA	RAC 5	T2CM	FRA	EUR & FRA	9	29:33.403	11.810	1.402	127.9	9	2:51.400	147.1
6	13	Raphael Cuadrado	FRA	FRA	RAC 6	GM Sport	FRA	FRA	9	29:42.436	20.843	9.033	127.3	2	2:52.625	146.0
7	78	Laurent Dziadus	FRA	FRA	RAC 7	TEAM LUCAS	FRA	FRA	9	29:43.730	22.137	1.294	127.2	2	2:52.301	146.3
8	65	Fabien Julia	FRA	FRA	RAC 8	LR Performance	FRA	FRA	9	29:45.038	23.445	1.308	127.1	2	2:52.233	146.3

Published at:.....

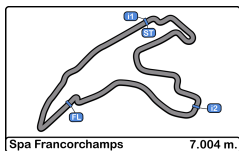
Track Temp: **38.9 °C** Air Temp: **23.4 °C** Humidity: **30 %** Track Status: **DRY**

Race Director:

Timekeeper:


 Luis Angel Garcia Nunez
 JOB-1605-ESP/M





Spa Francorchamps
Clio Cup Series
Race - 1

CLIO CUP SERIES

Provisional Results by Category

RAC																
Clas	Nº	Driver	Nat	Cat	Clas	Team	Nat	Group	Laps	Total Time	Gap	Interval	Km/h	Best	Time	Km/h
9	54	Sébastien Gehin		RAC	9	T2CM		MID	9	29:45.239	23.646	0.201	127.1	2	2:52.695	146.0
10	73	Sandro Cutini		RAC	10	Faro Racing		ITA	9	29:49.261	27.668	4.022	126.8	9	2:52.372	146.2
11	44	Veenesh Shunker		RAC	11	T2CM		FRA	9	29:53.092	31.499	3.831	126.5	9	2:53.681	145.1
12	53	Due		RAC	12	Oregon Team		ITA	9	29:54.829	33.236	1.737	126.4	7	2:53.329	145.4
13	72	Manuel Stefani		RAC	13	SEVENHILLS		ITA	9	29:55.259	33.666	0.430	126.4	9	2:52.759	145.9
14	372	Andrea Chierichetti		RAC	14	MC Motorcnica		EUR & ITA	9	30:00.593	39.000	5.334	126.0	3	2:53.437	145.3
15	133	Samuel Chaligne		RAC	15	T2CM		FRA	9	30:09.100	47.507	8.507	125.4	7	2:55.183	143.9
16	11	Andrea Bonifazi		RAC	16	SEVENHILLS		ITA	9	30:10.964	49.371	1.864	125.3	9	2:56.463	142.8
17	17	Daniele Pasquali		RAC	17	Tuder Motorsport		EUR & ITA	9	30:14.461	52.868	3.497	125.0	8	2:56.909	142.5
18	63	Gabriel Alonso		RAC	18	GPA Racing		FRA	9	30:38.102	1:16.509	23.641	123.4	7	3:03.117	137.6
Not classified: (Requirements: 75% of number laps of leader = 7 Laps)																
	85	Benjamin Cauvas		RAC	19	GPA Racing		EUR	5	17:54.413	4 Laps	4 Laps	117.3	2	2:52.651	146.0
	30	Alex Lancellotti		RAC	20	Faro Racing		EUR & ITA	4	17:03.414	5 Laps	1 Lap	98.5	3	2:50.291	148.0

Fastest lap Alexandre Finkelstein in 2:49.236 at 148.9 Km/h in lap 3

Published at:.....

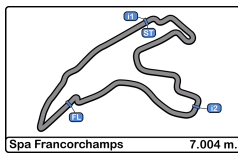
Track Temp: 38.9 °C Air Temp: 23.4 °C Humidity: 30 % Track Status: DRY

Race Director:

Timekeeper:

Luis Angel García Nuñez
JOB-1605-ESP/M





Spa Francorchamps
Clio Cup Series
Race - 1

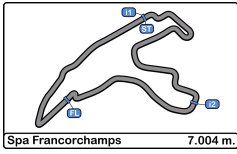
CLIO CUP

SERIES

Provisional Classification by Driver Fastest Lap

Clas	Nº	Driver	Nat	Cat	Clas	Team	Nat	Group	Laps	Best	Time	Gap	Interval	Km/h
1	29	Alexandre Finkelstein	FRA	CHA	1	GPA Racing	FRA	FRA	9	3	2:49.236			148.9
2	5	Nicolas Milan	FRA			Milan Competition	FRA	EUR & FRA	9	2	2:49.277	0.041	0.041	148.9
3	15	David Pouget	FRA			GPA Racing	FRA	EUR & FRA	9	3	2:49.302	0.066	0.025	148.9
4	101	Tomas Pekar	CZE			Carpek Racing	CZE	EUR & MID	9	3	2:49.383	0.147	0.081	148.8
5	12	Gabriele Torelli	ITA			Rangoni Corse	ITA	EUR & MID	9	3	2:49.413	0.177	0.030	148.8
6	1	Anthony Jurado	FRA			Milan Competition	FRA	EUR & MID	9	9	2:49.415	0.179	0.002	148.8
7	105	Alessandro Brigatti	ITA	CHA	2	PROGETTO E20	ITA	ITA	9	9	2:49.447	0.211	0.032	148.8
8	558	Pierre Bredeaux	FRA	CHA	3	Comte Racing Team	FRA	EUR	9	3	2:49.479	0.243	0.032	148.7
9	125	Jerzy Spinkiewicz	POL			UNIQ Racing	POL	EUR & ITA	9	3	2:49.508	0.272	0.029	148.7
10	113	Adrian Schimpf	ESP	CHA	4	AST Competition	ESP	EUR & ESP	9	2	2:49.542	0.306	0.034	148.7
11	84	Mattia Lancellotti	ITA	CHA	5	Faro Racing	ITA	EUR & ITA	9	3	2:49.648	0.412	0.106	148.6
12	25	Alexandre Albouy	FRA			GPA Racing	FRA	FRA	9	2	2:49.796	0.560	0.148	148.4
13	211	Nikola Miljkovic	SRB	CHA	6	Tempo Racing Team	SRB	EUR & MID	9	3	2:50.081	0.845	0.285	148.2
14	4	Julien Baziret	FRA	CHA	7	Baziret Sport	FRA	EUR & MID	9	3	2:50.166	0.930	0.085	148.1
15	158	Florian Venturi	FRA	CHA	8	GM Sport	FRA	FRA	9	9	2:50.230	0.994	0.064	148.1
16	91	Luca Franca	ITA	RAC	1	MC Motortecnica	ITA	EUR & ITA	9	2	2:50.271	1.035	0.041	148.0
17	30	Alex Lancellotti	ITA	RAC	2	Faro Racing	ITA	EUR & ITA	4	3	2:50.291	1.055	0.020	148.0
18	24	Aurelien Renet	FRA	CHA	9	JSB Competition	FRA	FRA	9	3	2:50.418	1.182	0.127	147.9
19	9	Andrea Stucki	CHE			Stucki Motorsport	CHE	MID	9	3	2:50.559	1.323	0.141	147.8
20	2	Florian Coruble	FRA	CHA	10	GM Sport	FRA	FRA	9	9	2:50.621	1.385	0.062	147.7
21	43	Damiano Puccetti	ITA	CHA	11	Rangoni Corse	ITA	EUR	9	8	2:50.621	1.385	0.000	147.7
22	116	Giacomo Trebbi	ITA	CHA	12	MC Motortecnica	ITA	ITA	9	9	2:50.675	1.439	0.054	147.7
23	41	Simone Di Luca	ITA			Faro Racing	ITA	ITA	9	7	2:50.690	1.454	0.015	147.7
24	107	Cristian Ricciarini	ITA			ESSECORSE	ITA	EUR & ITA	9	8	2:50.718	1.482	0.028	147.6
25	109	Francesco Savoia	ITA	CHA	13	PROGETTO E20	ITA	ITA	9	3	2:50.793	1.557	0.075	147.6
26	55	René Steemetz	NLD	RAC	3	ChefoSport	ESP	EUR & MID	9	3	2:50.819	1.583	0.026	147.6
27	119	Fernando Navarrete	ESP			ChefoSport	ESP	EUR	9	3	2:50.838	1.602	0.019	147.5
28	31	Jeremy Bordagaray	FRA	RAC	4	Milan Competition	FRA	FRA & ESP	9	8	2:50.854	1.618	0.016	147.5
29	60	Leonardo Arduini	ITA	CHA	14	MC Motortecnica	ITA	EUR & ITA	9	8	2:50.903	1.667	0.049	147.5
30	21	Stephan Polderman	NLD	RAC	5	ChefoSport	ESP	EUR & MID	9	7	2:50.939	1.703	0.036	147.5
31	51	Henrik Seibel	DEU	CHA	15	Carpek Service	CZE	MID	9	7	2:50.967	1.731	0.028	147.4
32	7	Mickael Carree	FRA	CHA	16	T2CM	FRA	EUR & FRA	3	3	2:51.087	1.851	0.120	147.3
33	42	Mariano Alonso	ESP	CHA	17	GPA Racing	FRA	FRA	2	2	2:51.265	2.029	0.178	147.2
34	82	Jacopo Giuseppe	ITA	CHA	18	ESSECORSE	ITA	EUR & ITA	9	3	2:51.394	2.158	0.129	147.1
35	16	Lionel Viguiet	FRA	RAC	6	T2CM	FRA	EUR & FRA	9	9	2:51.400	2.164	0.006	147.1
36	99	Guillaume Maio	FRA	CHA	19	GM Sport	FRA	EUR & MID	9	8	2:51.519	2.283	0.119	147.0
37	118	Francesco Pagano	ITA	CHA	20	Costa Ovest	ITA	ITA	9	3	2:51.607	2.371	0.088	146.9
38	27	Federico Danova	ITA	CHA	21	ESSECORSE	ITA	ITA	9	2	2:51.735	2.499	0.128	146.8
39	95	Adam Sascha	ITA	CHA	22	SEVENHILLS	ITA	ITA	9	7	2:51.887	2.651	0.152	146.6
40	103	Francesco Miotto	ITA	CHA	23	PROGETTO E20	ITA	ITA	9	9	2:52.040	2.804	0.153	146.5
41	199	Alejandro Schimpf	ESP	CHA	24	AST Competition	ESP	EUR & ESP	3	2	2:52.066	2.830	0.026	146.5
42	3	Daniel Nyffeler	CHE	CHA	25	Stucki Motorsport	CHE	MID	9	7	2:52.155	2.919	0.089	146.4
43	65	Fabien Julia	FRA	RAC	7	LR Performance	FRA	FRA	9	2	2:52.233	2.997	0.078	146.3
44	78	Laurent Dziadus	FRA	RAC	8	TEAM LUCAS	FRA	FRA	9	2	2:52.301	3.065	0.068	146.3
45	73	Sandro Cutini	ITA	RAC	9	Faro Racing	ITA	ITA	9	9	2:52.372	3.136	0.071	146.2
46	38	Alessio Alcidi	ITA	CHA	26	Tuder Motorsport	ITA	ITA	9	3	2:52.565	3.329	0.193	146.1
47	13	Raphael Cuadrado	FRA	RAC	10	GM Sport	FRA	FRA	9	2	2:52.625	3.389	0.060	146.0
48	85	Benjamin Cauvas	FRA	RAC	11	GPA Racing	FRA	EUR	5	2	2:52.651	3.415	0.026	146.0
49	19	Gianalberto Coldani	ITA	CHA	27	MC Motortecnica	ITA	ITA	9	3	2:52.693	3.457	0.042	146.0
50	54	Sébastien Gehin	FRA	RAC	12	T2CM	FRA	MID	9	2	2:52.695	3.459	0.002	146.0
51	72	Manuel Stefani	ITA	RAC	13	SEVENHILLS	ITA	ITA	9	9	2:52.759	3.523	0.064	145.9
52	53	Due	ITA	RAC	14	Oregon Team	ITA	ITA	9	7	2:53.329	4.093	0.570	145.4
53	372	Andrea Chierichetti	ITA	RAC	15	MC Motortecnica	ITA	EUR & ITA	9	3	2:53.437	4.201	0.108	145.3
54	44	Veenesh Shunker	FRA	RAC	16	T2CM	FRA	FRA	9	9	2:53.681	4.445	0.244	145.1
55	122	Ludovico Longoni	ITA	CHA	28	MC Motortecnica	ITA	EUR & ITA	8	8	2:54.098	4.862	0.417	144.8
56	133	Samuel Chaligne	FRA	RAC	17	T2CM	FRA	FRA	9	7	2:55.183	5.947	1.085	143.9
57	11	Andrea Bonifazi	ITA	RAC	18	SEVENHILLS	ITA	ITA	9	9	2:56.463	7.227	1.280	142.8





Spa Francorchamps

Clio Cup Series

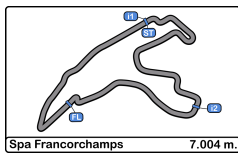
Race - 1

CLIO CUP SERIES

Provisional Classification by Driver Fastest Lap

Clas	Nº	Driver	Nat	Cat	Clas	Team	Nat	Group	Laps	Best	Time	Gap	Interval	Km/h
58	17	Daniele Pasquali		RAC	19	Tuder Motorsport		EUR & ITA	9	8	2:56.909	7.673	0.446	142.5
59	63	Gabriel Alonso		RAC	20	GPA Racing		FRA	9	7	3:03.117	13.881	6.208	137.6





Spa Francorchamps
Clio Cup Series
Race - 1

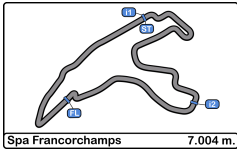
CLIO CUP

SERIES

Distance and Speed Average

Clas	Nº	Driver	Nat	Cat	Clas	Team	Nat	Group	Laps	Distance	Total Time	Km/h
1	12	Gabriele Torelli	ITA	CHA		Rangoni Corse	ITA	EUR & MID	9	63.03	29:15.394	129.2
2	15	David Pouget	FRA	CHA		GPA Racing	FRA	EUR & FRA	9	63.03	29:16.078	129.2
3	105	Alessandro Brigatti	ITA	CHA	1	PROGETTO E20	ITA	ITA	9	63.03	29:16.427	129.1
4	1	Anthony Jurado	FRA	CHA		Milan Competition	FRA	EUR & MID	9	63.03	29:16.854	129.1
5	101	Tomas Pekar	CZE	CHA		Carpek Racing	CZE	EUR & MID	9	63.03	29:16.878	129.1
6	29	Alexandre Finkelstein	FRA	CHA	2	GPA Racing	FRA	FRA	9	63.03	29:17.917	129.0
7	113	Adrian Schimpf	ESP	CHA	3	AST Competition	ESP	EUR & ESP	9	63.03	29:18.404	129.0
8	25	Alexandre Albouy	FRA	CHA		GPA Racing	FRA	FRA	9	63.03	29:19.070	129.0
9	5	Nicolas Milan	FRA	CHA		Milan Competition	FRA	EUR & FRA	9	63.03	29:19.407	128.9
10	125	Jerzy Spinkiewicz	POL	CHA		UNIQ Racing	POL	EUR & ITA	9	63.03	29:20.339	128.9
11	558	Pierre Bredeaux	FRA	CHA	4	Comte Racing Team	FRA	EUR	9	63.03	29:21.130	128.8
12	91	Luca Franca	ITA	RAC	1	MC Motortecnica	ITA	EUR & ITA	9	63.03	29:21.593	128.8
13	158	Florian Venturi	FRA	CHA	5	GM Sport	FRA	FRA	9	63.03	29:22.029	128.7
14	211	Nikola Miljkovic	SRB	CHA	6	Tempo Racing Team	SRB	EUR & MID	9	63.03	29:23.408	128.6
15	84	Mattia Lancellotti	ITA	CHA	7	Faro Racing	ITA	EUR & ITA	9	63.03	29:23.459	128.6
16	24	Aurelien Renet	FRA	CHA	8	JSB Competition	FRA	FRA	9	63.03	29:24.063	128.6
17	116	Giacomo Trebbi	ITA	CHA	9	MC Motortecnica	ITA	ITA	9	63.03	29:24.779	128.5
18	4	Julien Baziret	FRA	CHA	10	Baziret Sport	FRA	EUR & MID	9	63.03	29:24.992	128.5
19	2	Florian Coruble	FRA	CHA	11	GM Sport	FRA	FRA	9	63.03	29:25.413	128.5
20	41	Simone Di Luca	ITA	CHA		Faro Racing	ITA	ITA	9	63.03	29:26.742	128.4
21	55	René Steemetz	NLD	RAC	2	ChefoSport	ESP	EUR & MID	9	63.03	29:27.494	128.3
22	21	Stephan Polderman	NLD	RAC	3	ChefoSport	ESP	EUR & MID	9	63.03	29:28.292	128.3
23	60	Leonardo Arduini	ITA	CHA	12	MC Motortecnica	ITA	EUR & ITA	9	63.03	29:29.042	128.2
24	51	Henrik Seibel	DEU	CHA	13	Carpek Service	CZE	MID	9	63.03	29:29.436	128.2
25	99	Guillaume Maio	FRA	CHA	14	GM Sport	FRA	EUR & MID	9	63.03	29:30.862	128.1
26	107	Cristian Ricciarini	ITA	CHA		ESSECORSE	ITA	EUR & ITA	9	63.03	29:31.247	128.1
27	9	Andrea Stucki	CHE	CHA		Stucki Motorsport	CHE	MID	9	63.03	29:31.351	128.1
28	43	Damiano Puccetti	ITA	CHA	15	Rangoni Corse	ITA	EUR	9	63.03	29:31.670	128.0
29	31	Jeremy Bordagaray	FRA	RAC	4	Milan Competition	FRA	FRA & ESP	9	63.03	29:32.001	128.0
30	16	Lionel Viguier	FRA	RAC	5	T2CM	FRA	EUR & FRA	9	63.03	29:33.403	127.9
31	82	Jacopo Giuseppe	ITA	CHA	16	ESSECORSE	ITA	EUR & ITA	9	63.03	29:34.037	127.9
32	13	Raphael Cuadrado	FRA	RAC	6	GM Sport	FRA	FRA	9	63.03	29:42.436	127.3
33	118	Francesco Pagano	ITA	CHA	17	Costa Ovest	ITA	ITA	9	63.03	29:42.640	127.2
34	78	Laurent Dziadus	FRA	RAC	7	TEAM LUCAS	FRA	FRA	9	63.03	29:43.730	127.2
35	27	Federico Danova	ITA	CHA	18	ESSECORSE	ITA	ITA	9	63.03	29:44.633	127.1
36	19	Gianalberto Coldani	ITA	CHA	19	MC Motortecnica	ITA	ITA	9	63.03	29:44.756	127.1
37	38	Alessio Alcidi	ITA	CHA	20	Tuder Motorsport	ITA	ITA	9	63.03	29:44.985	127.1
38	65	Fabien Julia	FRA	RAC	8	LR Performance	FRA	FRA	9	63.03	29:45.038	127.1
39	54	Sébastien Gehin	FRA	RAC	9	T2CM	FRA	MID	9	63.03	29:45.239	127.1
40	95	Adam Sascha	ITA	CHA	21	SEVENHILLS	ITA	ITA	9	63.03	29:45.350	127.1
41	3	Daniel Nyffeler	CHE	CHA	22	Stucki Motorsport	CHE	MID	9	63.03	29:45.938	127.0
42	109	Francesco Savoia	ITA	CHA	23	PROGETTO E20	ITA	ITA	9	63.03	29:48.500	126.8
43	73	Sandro Cutini	ITA	RAC	10	Faro Racing	ITA	ITA	9	63.03	29:49.261	126.8
44	103	Francesco Miotto	ITA	CHA	24	PROGETTO E20	ITA	ITA	9	63.03	29:51.720	126.6
45	44	Veenesh Shunker	FRA	RAC	11	T2CM	FRA	FRA	9	63.03	29:53.092	126.5
46	119	Fernando Navarrete	ESP	CHA		ChefoSport	ESP	EUR	9	63.03	29:53.426	126.5
47	53	Due	ITA	RAC	12	Oregon Team	ITA	ITA	9	63.03	29:54.829	126.4
48	72	Manuel Stefani	ITA	RAC	13	SEVENHILLS	ITA	ITA	9	63.03	29:55.259	126.4
49	372	Andrea Chierichetti	ITA	RAC	14	MC Motortecnica	ITA	EUR & ITA	9	63.03	30:00.593	126.0
50	133	Samuel Chaligne	FRA	RAC	15	T2CM	FRA	FRA	9	63.03	30:09.100	125.4
51	11	Andrea Bonifazi	ITA	RAC	16	SEVENHILLS	ITA	ITA	9	63.03	30:10.964	125.3
52	17	Daniele Pasquali	ITA	RAC	17	Tuder Motorsport	ITA	EUR & ITA	9	63.03	30:14.461	125.0
53	63	Gabriel Alonso	ESP	RAC	18	GPA Racing	FRA	FRA	9	63.03	30:38.102	123.4
54	122	Ludovico Longoni	ITA	CHA	25	MC Motortecnica	ITA	EUR & ITA	8	56.03	26:58.732	124.6
55	85	Benjamin Cauvas	FRA	RAC	19	GPA Racing	FRA	EUR	5	35.02	17:54.413	117.3
56	30	Alex Lancellotti	ITA	RAC	20	Faro Racing	ITA	EUR & ITA	4	28.01	17:03.414	98.5
57	7	Mickael Carree	FRA	CHA	26	T2CM	FRA	EUR & FRA	3	21.01	9:37.561	130.9





Spa Francorchamps

Clio Cup Series

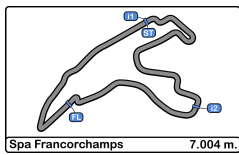
Race - 1

Distance and Speed Average

CLIO CUP SERIES

Clas	Nº	Driver	Nat	Cat	Clas	Team	Nat	Group	Laps	Distance	Total Time	Km/h
58	199	Alejandro Schimpf	 ESP	CHA	27	AST Competition	 ESP	EUR & ESP	3	21.01	10:33.804	119.3
59	42	Mariano Alonso	 ESP	CHA	28	GPA Racing	 FRA	FRA	2	14.00	6:55.804	121.2





Spa Francorchamps
Clio Cup Series
Race - 1
Lap Analysis

CLIO CUP

SERIES

1 Anthony Jurado EUR & MID **5** Nicolas Milan EUR & FRA
 Milan Competition Milan Competition

Lap	D	Time	Sector 1	Sector 2	Sector 3	T. Spd	Elapsed	Lap	D	Time	Sector 1	Sector 2	Sector 3	T. Spd	Elapsed
1		3:46.518	1:15.322	1:40.836	50.360	153.1	3:46.518	1		3:47.705	1:18.435	1:40.159	49.111	168.2	3:47.705
2		2:49.627	48.884	1:16.584	44.159	206.8	6:36.145	2		2:49.277	48.904	1:16.217	44.156	205.7	6:36.982
3		2:49.860	48.901	1:16.816	44.143	207.2	9:26.005	3		2:50.054	48.880	1:17.142	44.032	209.7	9:27.036
4		2:53.892	49.232	1:17.267	47.393	204.1	12:19.897	4		2:54.567	48.456	1:18.576	47.535	204.1	12:21.603
5		5:00.278	1:15.436	2:14.999	1:29.843	112.9	17:20.175	5		5:01.270	1:15.663	2:15.068	1:30.539	104.9	17:22.873
6		3:26.945	1:07.091	1:30.718	49.136	167.1	20:47.120	6		3:25.123	1:08.149	1:28.432	48.542	164.8	20:47.996
7		2:50.101	48.837	1:16.878	44.386	206.5	23:37.221	7		2:51.501	48.546	1:18.539	44.416	211.7	23:39.497
8		2:50.218	49.193	1:16.983	44.042	206.1	26:27.439	8		2:49.525	48.511	1:16.786	44.228	210.1	26:29.022
9		2:49.415	48.914	1:16.614	43.887	202.6	29:16.854	9		2:50.385	48.732	1:17.041	44.612	206.8	29:19.407

2 Florian Coruble FRA **7** Mickael Carree EUR & FRA
 CHA GM Sport CHA T2CM

Lap	D	Time	Sector 1	Sector 2	Sector 3	T. Spd	Elapsed	Lap	D	Time	Sector 1	Sector 2	Sector 3	T. Spd	Elapsed
1		3:49.055	1:23.136	1:37.269	48.650	171.7	3:49.055	1		3:53.808	1:40.903	1:25.830	47.075	188.1	3:53.808
2		2:52.526	49.170	1:18.931	44.425	207.2	6:41.581	2		2:52.666	49.557	1:17.987	45.122	204.1	6:46.474
3		2:50.755	49.487	1:16.927	44.341	203.0	9:32.336	3		2:51.087	49.297	1:17.645	44.145	208.8	9:37.561
4		2:56.205	49.195	1:17.375	49.635	204.1	12:28.541	4			49.389			201.1	
5		4:58.674	1:12.830	2:14.262	1:31.582	107.5	17:27.215								
6		3:23.538	1:09.899	1:25.704	47.935	154.0	20:50.753								
7		2:51.316	49.523	1:17.179	44.614	202.6	23:42.069								
8		2:52.723	50.254	1:17.782	44.687	204.1	26:34.792								
9		2:50.621	49.139	1:16.979	44.503	206.8	29:25.413								

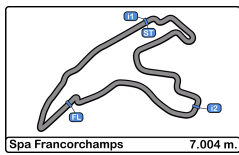
3 Daniel Nyffeler MID **9** Andrea Stucki MID
 CHA Stucki Motorsport Stucki Motorsport

Lap	D	Time	Sector 1	Sector 2	Sector 3	T. Spd	Elapsed	Lap	D	Time	Sector 1	Sector 2	Sector 3	T. Spd	Elapsed
1		4:11.594	2:04.464	1:21.995	45.135	146.9	4:11.594	1		3:52.568	1:39.412	1:26.141	47.015	185.2	3:52.568
2		2:52.801	49.645	1:18.012	45.144	200.0	7:04.395	2		2:52.851	49.488	1:18.835	44.528	204.5	6:45.419
3		2:53.485	50.708	1:17.764	45.013	196.3	9:57.880	3		2:50.559	49.166	1:17.115	44.278	206.5	9:35.978
4		2:55.877	49.737	1:18.422	47.718	199.2	12:53.757	4		3:00.514	51.003	1:18.485	51.026	194.2	12:36.492
5		4:58.711	1:11.796	2:17.183	1:29.732	98.6	17:52.468	5		4:55.747	1:08.366	2:15.211	1:32.170	96.6	17:32.239
6		3:15.601	1:09.778	1:20.658	45.165	119.0	21:08.069	6		3:20.512	1:09.562	1:24.025	46.925	151.4	20:52.751
7		2:52.155	49.500	1:17.740	44.915	204.1	24:00.224	7		2:50.793	48.933	1:17.515	44.345	206.5	23:43.544
8		2:52.270	49.480	1:17.939	44.851	203.3	26:52.494	8		2:53.651	49.141	1:19.556	44.954	207.6	26:37.195
9		2:53.444	49.507	1:18.022	45.915	190.4	29:45.938	9		2:54.156	50.819	1:18.584	44.753	197.8	29:31.351

4 Julien Baziret EUR & MID **11** Andrea Bonifazi ITA
 CHA Baziret Sport RAC SEVENHILLS MOTORSPORT

Lap	D	Time	Sector 1	Sector 2	Sector 3	T. Spd	Elapsed	Lap	D	Time	Sector 1	Sector 2	Sector 3	T. Spd	Elapsed
1		3:50.851	1:25.033	1:37.652	48.166	151.8	3:50.851	1		4:19.478	2:09.362	1:23.115	47.001	150.4	4:19.478
2		2:54.003	48.999	1:20.326	44.678	208.4	6:44.854	2		2:57.631	51.591	1:19.828	46.212	195.2	7:17.109
3		2:50.166	48.564	1:17.253	44.349	208.0	9:35.020	3		3:00.032	51.662	1:22.214	46.156	199.2	10:17.141
4		2:55.446	48.931	1:17.541	48.974	208.4	12:30.466	4		3:00.390	51.006	1:22.566	46.818	194.9	13:17.531
5		4:58.394	1:12.644	2:14.331	1:31.419	96.6	17:28.860	5		4:45.532	55.020	2:20.450	1:30.062	99.5	18:03.063
6		3:22.935	1:09.525	1:25.794	47.616	140.6	20:51.795	6		3:17.557	1:08.684	1:22.567	46.306	123.0	21:20.620
7		2:50.984	49.063	1:17.490	44.431	203.7	23:42.779	7		2:57.161	50.843	1:20.136	46.182	198.1	24:17.781
8		2:51.796	49.428	1:17.561	44.807	206.5	26:34.575	8		2:56.720	50.504	1:20.251	45.965	197.8	27:14.501
9		2:50.417	48.600	1:17.475	44.342	197.8	29:24.992	9		2:56.463	50.649	1:19.657	46.157	190.8	30:10.964





Spa Francorchamps
Clio Cup Series
Race - 1
Lap Analysis

CLIO CUP SERIES

12 Gabriele Torelli EUR & MID **17** Daniele Pasquali EUR & ITA
Rangoni Corse RAC Tudor Motorsport

Lap D	Time	Sector 1	Sector 2	Sector 3	T. Spd	Elapsed	Lap D	Time	Sector 1	Sector 2	Sector 3	T. Spd	Elapsed
1	3:43.120	1:06.663	1:43.312	53.145	139.7	3:43.120	1	4:20.035	2:09.732	1:23.898	46.405	140.0	4:20.035
2	2:49.781	49.334	1:16.288	44.159	198.8	6:32.901	2	3:01.818	51.860	1:22.344	47.614	198.1	7:21.853
3	2:49.413	49.034	1:16.180	44.199	201.1	9:22.314	3	2:58.561	51.701	1:20.356	46.504	196.0	10:20.414
4	2:51.051	49.021	1:16.477	45.553	199.2	12:13.365	4	3:00.477	51.505	1:21.446	47.526	197.0	13:20.891
5	5:01.590	1:17.966	2:15.131	1:28.493	93.8	17:14.955	5	4:43.016	52.735	2:20.767	1:29.514	105.5	18:03.907
6	3:29.884	1:05.083	1:34.979	49.822	155.8	20:44.839	6	3:18.624	1:09.313	1:22.573	46.738	101.2	21:22.531
7	2:50.001	49.159	1:16.506	44.336	198.5	23:34.840	7	2:57.669	50.720	1:20.698	46.251	197.8	24:20.200
8	2:50.122	49.137	1:16.514	44.471	200.0	26:24.962	8	2:56.909	50.813	1:20.080	46.016	199.2	27:17.109
9	2:50.432	49.200	1:16.928	44.304	199.2	29:15.394	9	2:57.352	50.693	1:20.520	46.139	194.9	30:14.461

13 Raphael Cuadrado FRA **19** Gianalberto Coldani ITA
RAC GM Sport CHA MC Motortecnica

Lap D	Time	Sector 1	Sector 2	Sector 3	T. Spd	Elapsed	Lap D	Time	Sector 1	Sector 2	Sector 3	T. Spd	Elapsed
1	4:04.146	1:54.604	1:22.976	46.566	178.5	4:04.146	1	4:03.241	1:53.592	1:23.566	46.083	180.3	4:03.241
2	2:52.625	49.498	1:18.538	44.589	204.1	6:56.771	2	2:52.877	49.758	1:17.959	45.160	201.1	6:56.118
3	2:52.910	49.707	1:18.554	44.649	203.0	9:49.681	3	2:52.693	49.671	1:17.933	45.089	201.8	9:48.811
4	2:57.667	49.697	1:18.777	49.193	203.3	12:47.348	4	2:57.965	49.780	1:19.003	49.182	200.7	12:46.776
5	4:58.848	1:11.415	2:18.831	1:28.602	124.1	17:46.196	5	4:58.393	1:10.772	2:18.845	1:28.776	126.0	17:45.169
6	3:15.990	1:10.728	1:19.890	45.372	136.5	21:02.186	6	3:16.446	1:10.157	1:20.596	45.693	131.3	21:01.615
7	2:52.969	49.698	1:18.376	44.895	204.9	23:55.155	7	2:53.371	49.921	1:18.001	45.449	201.8	23:54.986
8	2:52.876	49.675	1:18.105	45.096	203.3	26:48.031	8	2:53.764	49.857	1:18.759	45.148	199.6	26:48.750
9	2:54.405	50.077	1:18.462	45.866	197.8	29:42.436	9	2:56.006	49.420	1:18.791	47.795	203.7	29:44.756

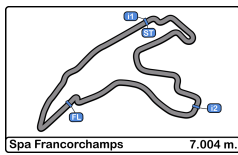
15 David Pouget EUR & FRA **21** Stephan Polderman EUR & MID
GPA Racing RAC ChefoSport

Lap D	Time	Sector 1	Sector 2	Sector 3	T. Spd	Elapsed	Lap D	Time	Sector 1	Sector 2	Sector 3	T. Spd	Elapsed
1	3:43.874	1:08.414	1:43.271	52.189	116.7	3:43.874	1	3:53.305	1:39.832	1:26.488	46.985	183.0	3:53.305
2	2:49.893	49.057	1:16.881	43.955	205.3	6:33.767	2	2:52.865	49.320	1:18.567	44.978	205.7	6:46.170
3	2:49.302	48.520	1:16.727	44.055	204.9	9:23.069	3	2:51.933	49.315	1:17.668	44.950	206.1	9:38.103
4	2:51.367	48.958	1:16.693	45.716	203.7	12:14.436	4	3:00.014	49.112	1:19.623	51.279	193.2	12:38.117
5	5:02.183	1:17.289	2:15.542	1:29.352	95.4	17:16.619	5	4:55.543	1:08.370	2:15.870	1:31.303	97.4	17:33.660
6	3:28.642	1:04.846	1:34.116	49.680	176.1	20:45.261	6	3:20.158	1:09.163	1:24.118	46.877	150.2	20:53.818
7	2:49.980	48.699	1:17.200	44.081	203.0	23:35.241	7	2:50.939	49.156	1:17.445	44.338	207.6	23:44.757
8	2:50.245	48.649	1:17.492	44.104	200.0	26:25.486	8	2:52.041	48.717	1:18.604	44.720	207.2	26:36.798
9	2:50.592	48.534	1:16.868	45.190	203.7	29:16.078	9	2:51.494	49.035	1:17.644	44.815	206.5	29:28.292

16 Lionel Viguier EUR & FRA **24** Aurelien Renet FRA
RAC T2CM CHA JSB Competition

Lap D	Time	Sector 1	Sector 2	Sector 3	T. Spd	Elapsed	Lap D	Time	Sector 1	Sector 2	Sector 3	T. Spd	Elapsed
1	3:57.051	1:46.274	1:24.167	46.610	182.7	3:57.051	1	3:45.367	1:12.741	1:41.445	51.181	152.7	3:45.367
2	2:53.076	49.763	1:18.239	45.074	201.8	6:50.127	2	2:50.493	48.639	1:17.183	44.671	207.6	6:35.860
3	2:52.709	49.325	1:18.228	45.156	205.3	9:42.836	3	2:50.418	48.873	1:16.777	44.768	204.9	9:26.278
4	3:00.961	49.497	1:19.373	52.091	200.0	12:43.797	4	2:54.361	49.002	1:17.887	47.472	201.4	12:20.639
5	4:58.197	1:10.582	2:18.163	1:29.452	121.0	17:41.994	5	5:00.583	1:15.601	2:15.120	1:29.862	109.9	17:21.222
6	3:16.738	1:11.975	1:19.619	45.144	126.6	20:58.732	6	3:26.070	1:07.172	1:30.085	48.813	173.3	20:47.292
7	2:51.438	48.876	1:18.065	44.497	207.2	23:50.170	7	2:53.775	48.967	1:18.791	46.017	208.0	23:41.067
8	2:51.833	49.001	1:18.025	44.807	194.5	26:42.003	8	2:52.576	48.304	1:19.523	44.749	206.1	26:33.643
9	2:51.400	48.991	1:17.906	44.503	206.1	29:33.403	9	2:50.420	48.687	1:17.206	44.527	197.4	29:24.063





Spa Francorchamps
Clio Cup Series
Race - 1
Lap Analysis

CLIO CUP SERIES

25 Alexandre Albouy FRA **31** Jeremy Bordagaray FRA & ESP
GPA Racing RAC Milan Competition

Lap D	Time	Sector 1	Sector 2	Sector 3	T. Spd	Elapsed	Lap D	Time	Sector 1	Sector 2	Sector 3	T. Spd	Elapsed
1	3:45.177	1:11.902	1:41.489	51.786	156.5	3:45.177	1	3:55.683	1:42.580	1:26.494	46.609	172.8	3:55.683
2	2:49.796	48.716	1:16.872	44.208	208.0	6:34.973	2	2:51.804	50.003	1:17.186	44.615	202.6	6:47.487
3	2:50.191	49.059	1:17.050	44.082	204.1	9:25.164	3	2:51.918	49.924	1:17.382	44.612	204.5	9:39.405
4	2:52.668	49.201	1:17.196	46.271	201.8	12:17.832	4	3:01.332	49.189	1:20.007	52.136	207.2	12:40.737
5	5:01.614	1:16.608	2:15.202	1:29.804	100.2	17:19.446	5	4:56.747	1:10.671	2:16.497	1:29.579	119.3	17:37.484
6	3:27.319	1:06.945	1:31.051	49.323	165.3	20:46.765	6	3:18.834	1:10.686	1:21.797	46.351	138.2	20:56.318
7	2:50.428	48.786	1:17.084	44.558	206.5	23:37.193	7	2:53.338	49.559	1:18.518	45.261	206.8	23:49.656
8	2:51.094	49.212	1:17.460	44.422	199.6	26:28.287	8	2:50.854	49.343	1:17.032	44.479	208.4	26:40.510
9	2:50.783	48.830	1:17.498	44.455	203.3	29:19.070	9	2:51.491	49.281	1:17.489	44.721	205.3	29:32.001

27 Federico Danova ITA **38** Alessio Alcidi ITA
CHA ESSECORSE CHA Tudor Motorsport

Lap D	Time	Sector 1	Sector 2	Sector 3	T. Spd	Elapsed	Lap D	Time	Sector 1	Sector 2	Sector 3	T. Spd	Elapsed
1	3:56.343	1:44.037	1:25.686	46.620	190.8	3:56.343	1	4:06.199	1:59.069	1:21.003	46.127	151.6	4:06.199
2	2:51.735	49.649	1:17.623	44.463	204.5	6:48.078	2	2:52.583	49.813	1:17.972	44.798	203.0	6:58.782
3	2:51.815	49.947	1:17.289	44.579	206.5	9:39.893	3	2:52.565	49.404	1:18.243	44.918	202.2	9:51.347
4	3:00.577	50.853	1:17.330	52.394	203.3	12:40.470	4	2:58.154	49.317	1:19.393	49.444	202.2	12:49.501
5	4:56.509	1:10.474	2:16.408	1:29.627	117.1	17:36.979	5	4:59.666	1:11.985	2:17.873	1:29.808	120.9	17:49.167
6	3:19.110	1:10.190	1:22.149	46.771	147.5	20:56.089	6	3:14.415	1:10.159	1:19.180	45.076	123.7	21:03.582
7	3:00.475	49.654	1:23.105	47.716	205.7	23:56.564	7	2:53.381	49.558	1:18.018	45.805	207.2	23:56.963
8	2:53.487	50.660	1:17.576	45.251	208.4	26:50.051	8	2:53.577	50.431	1:17.977	45.169	193.5	26:50.540
9	2:54.582	49.915	1:17.900	46.767	204.1	29:44.633	9	2:54.445	50.200	1:18.031	46.214	203.0	29:44.985

29 Alexandre Finkelstein FRA **41** Simon Di Luca ITA
CHA GPA Racing Faro Racing

Lap D	Time	Sector 1	Sector 2	Sector 3	T. Spd	Elapsed	Lap D	Time	Sector 1	Sector 2	Sector 3	T. Spd	Elapsed
1	3:44.183	1:10.588	1:41.662	51.933	141.3	3:44.183	1	3:52.102	1:38.547	1:26.300	47.255	185.2	3:52.102
2	2:49.890	48.909	1:16.995	43.986	201.1	6:34.073	2	2:53.067	49.444	1:18.908	44.715	204.5	6:45.169
3	2:49.236	48.587	1:16.591	44.058	201.1	9:23.309	3	2:50.779	48.914	1:17.165	44.700	206.1	9:35.948
4	2:53.549	48.896	1:17.822	46.831	200.3	12:16.858	4	2:58.692	51.045	1:18.172	49.475	196.7	12:34.640
5	5:01.385	1:16.283	2:15.407	1:29.695	98.3	17:18.243	5	4:56.236	1:09.725	2:14.362	1:32.149	96.0	17:30.876
6	3:27.785	1:06.249	1:32.103	49.433	179.7	20:46.028	6	3:21.588	1:09.114	1:25.065	47.409	155.6	20:52.464
7	2:50.302	48.167	1:18.085	44.050	206.1	23:36.330	7	2:50.690	49.137	1:17.323	44.230	205.3	23:43.154
8	2:51.479	48.619	1:17.963	44.897	195.2	26:27.809	8	2:52.215	49.300	1:18.286	44.629	207.6	26:35.369
9	2:50.108	48.657	1:17.281	44.170	203.7	29:17.917	9	2:51.373	49.225	1:17.380	44.768	205.3	29:26.742

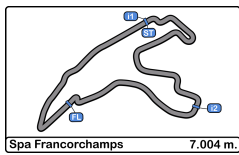
30 Alex Lancellotti EUR & ITA **42** Mariano Alonso FRA
RAC Faro Racing CHA GPA Racing

Lap D	Time	Sector 1	Sector 2	Sector 3	T. Spd	Elapsed	Lap D	Time	Sector 1	Sector 2	Sector 3	T. Spd	Elapsed
1	3:47.027	1:15.704	1:41.138	50.185	150.0	3:47.027	1	4:04.539	1:55.549	1:22.418	46.572	174.1	4:04.539
2	2:50.384	49.659	1:16.671	44.054	203.0	6:37.411	2	2:51.265	49.254	1:17.634	44.377	201.1	6:55.804
3	2:50.291	48.683	1:17.473	44.135	208.4	9:27.702							
4	7:35.712 P	48.769	5:25.700	1:21.243	203.3	17:03.414							

43 Damiano Puccetti EUR
CHA Rangoni Corse

Lap D	Time	Sector 1	Sector 2	Sector 3	T. Spd	Elapsed
1	3:58.949	1:48.709	1:24.151	46.089	183.0	3:58.949
2	2:51.539	49.369	1:17.321	44.849	203.0	6:50.488
3	2:52.751	49.622	1:17.762	45.367	205.3	9:43.239
4	2:59.378	49.132	1:18.437	51.809	200.0	12:42.617
5	4:57.790	1:10.475	2:18.148	1:29.167	121.0	17:40.407
6	3:17.410	1:10.853	1:20.608	45.949	145.5	20:57.817
7	2:51.665	48.676	1:18.284	44.705	209.3	23:49.482
8	2:50.621	48.994	1:17.237	44.390	206.5	26:40.103
9	2:51.567	48.738	1:18.284	44.545	207.6	29:31.670





Spa Francorchamps
Clio Cup Series
Race - 1
Lap Analysis

CLIO CUP

SERIES

44 Veenesh Shunker **FRA 55** René Steemetz **EUR & MID**
 RAC T2CM RAC ChefoSport

Lap D	Time	Sector 1	Sector 2	Sector 3	T. Spd	Elapsed	Lap D	Time	Sector 1	Sector 2	Sector 3	T. Spd	Elapsed
1	4:14.976	2:04.987	1:23.075	46.914	147.3	4:14.976	1	3:50.361	1:24.556	1:37.617	48.188	167.7	3:50.361
2	2:55.511	50.804	1:19.281	45.426	198.1	7:10.487	2	2:55.567	49.379	1:19.836	46.352	203.0	6:45.928
3	2:54.388	50.924	1:18.191	45.273	198.8	10:04.875	3	2:50.819	49.375	1:17.274	44.170	204.5	9:36.747
4	2:59.011	50.375	1:21.133	47.503	200.7	13:03.886	4	3:00.511	50.359	1:19.277	50.875	188.4	12:37.258
5	4:51.136	1:03.759	2:17.604	1:29.773	87.8	17:55.022	5	4:55.519	1:08.314	2:15.385	1:31.820	99.9	17:32.777
6	3:15.990	1:09.270	1:21.148	45.572	121.7	21:11.012	6	3:20.334	1:09.402	1:24.124	46.808	154.2	20:53.111
7	2:53.737	50.231	1:17.964	45.542	204.1	24:04.749	7	2:50.996	49.199	1:17.501	44.296	206.8	23:44.107
8	2:54.662	50.997	1:18.436	45.229	196.7	26:59.411	8	2:51.790	48.944	1:18.348	44.498	206.1	26:35.897
9	2:53.681	49.786	1:18.717	45.178	203.0	29:53.092	9	2:51.597	49.483	1:17.643	44.471	203.3	29:27.494

51 Henrik Seibel **MID 60** Leonardo Arduini **EUR & ITA**
 CHA Carpek Service CHA MC Motortecnica

Lap D	Time	Sector 1	Sector 2	Sector 3	T. Spd	Elapsed	Lap D	Time	Sector 1	Sector 2	Sector 3	T. Spd	Elapsed
1	3:54.828	1:41.853	1:26.515	46.460	184.6	3:54.828	1	3:55.259	1:42.376	1:26.453	46.430	177.6	3:55.259
2	2:52.517	49.981	1:17.678	44.858	202.2	6:47.345	2	2:51.606	49.189	1:17.724	44.693	206.1	6:46.865
3	2:51.612	49.135	1:18.148	44.329	204.1	9:38.957	3	2:51.539	49.252	1:17.508	44.779	207.6	9:38.404
4	2:59.820	49.169	1:19.229	51.422	206.8	12:38.777	4	3:01.119	49.436	1:19.891	51.792	207.6	12:39.523
5	4:56.320	1:09.642	2:16.671	1:30.007	119.4	17:35.097	5	4:56.507	1:10.354	2:16.224	1:29.929	122.7	17:36.030
6	3:19.737	1:09.768	1:23.239	46.730	154.0	20:54.834	6	3:19.213	1:09.863	1:22.759	46.591	154.5	20:55.243
7	2:50.967	48.780	1:17.751	44.436	210.5	23:45.801	7	2:51.449	48.944	1:17.766	44.739	208.8	23:46.692
8	2:51.615	49.155	1:17.472	44.988	203.7	26:37.416	8	2:50.903	49.125	1:17.178	44.600	206.1	26:37.595
9	2:52.020	49.467	1:17.443	45.110	206.1	29:29.436	9	2:51.447	49.481	1:17.569	44.397	203.0	29:29.042

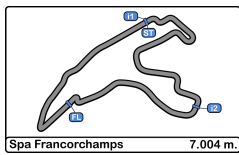
53 Due **ITA 63** Gabriel Alonso **FRA**
 RAC Oregon Team RAC GPA Racing

Lap D	Time	Sector 1	Sector 2	Sector 3	T. Spd	Elapsed	Lap D	Time	Sector 1	Sector 2	Sector 3	T. Spd	Elapsed
1	4:15.912	2:06.174	1:23.452	46.286	152.5	4:15.912	1	4:40.592	2:23.933	1:27.241	49.418	102.8	4:40.592
2	2:55.033	50.326	1:19.275	45.432	185.8	7:10.945	2	3:04.377	52.853	1:23.830	47.694	180.6	7:44.969
3	2:55.024	50.610	1:18.601	45.813	194.5	10:05.969	3	3:05.216	53.447	1:23.548	48.221	182.7	10:50.185
4	2:58.535	50.621	1:20.659	47.255	198.8	13:04.504	4	3:05.806	52.430	1:24.645	48.731	175.6	13:55.991
5	4:51.415	1:03.638	2:17.936	1:29.841	77.8	17:55.919	5	4:10.370	53.004	1:46.985	1:30.381	177.3	18:06.361
6	3:15.740	1:09.034	1:21.219	45.487	121.8	21:11.659	6	3:20.667	1:08.055	1:25.089	47.523	104.2	21:27.028
7	2:53.329	50.043	1:18.187	45.099	203.0	24:04.988	7	3:03.117	52.238	1:23.011	47.868	185.2	24:30.145
8	2:55.382	51.164	1:18.802	45.416	195.2	27:00.370	8	3:03.910	52.253	1:23.866	47.791	180.6	27:34.055
9	2:54.459	49.904	1:19.276	45.279	201.4	29:54.829	9	3:04.047	51.750	1:22.819	49.478	190.8	30:38.102

54 Sébastien Gehin **MID 65** Fabien Julia **FRA**
 RAC T2CM RAC LR Performance

Lap D	Time	Sector 1	Sector 2	Sector 3	T. Spd	Elapsed	Lap D	Time	Sector 1	Sector 2	Sector 3	T. Spd	Elapsed
1	4:06.552	1:59.297	1:21.537	45.718	151.2	4:06.552	1	4:05.686	1:57.883	1:21.152	46.651	160.7	4:05.686
2	2:52.695	49.947	1:17.976	44.772	204.1	6:59.247	2	2:52.233	49.941	1:17.574	44.718	201.4	6:57.919
3	2:52.825	49.582	1:18.082	45.161	204.9	9:52.072	3	2:52.763	49.719	1:17.872	45.172	202.6	9:50.682
4	2:58.133	49.575	1:19.250	49.308	203.7	12:50.205	4	2:58.065	49.687	1:19.008	49.370	202.2	12:48.747
5	5:00.160	1:12.913	2:17.310	1:29.937	108.7	17:50.365	5	4:59.544	1:11.488	2:18.775	1:29.281	121.8	17:48.291
6	3:14.682	1:09.906	1:19.678	45.098	107.8	21:05.047	6	3:14.929	1:09.921	1:19.649	45.359	128.8	21:03.220
7	2:53.635	49.927	1:17.969	45.739	203.7	23:58.682	7	2:53.194	49.496	1:18.038	45.660	203.3	23:56.414
8	2:53.044	50.230	1:17.880	44.934	201.1	26:51.726	8	2:53.842	49.642	1:18.089	46.111	204.9	26:50.256
9	2:53.513	50.048	1:18.088	45.377	203.0	29:45.239	9	2:54.782	49.848	1:18.007	46.927	187.8	29:45.038





Spa Francorchamps
Clio Cup Series
Race - 1
Lap Analysis

CLIO CUP SERIES

72 Manuel Stefani ITA 84 Mattia Lancellotti EUR & ITA

RAC							SEVENHILLS MOTORSPORT						CHA		Faro Racing	
Lap	D	Time	Sector 1	Sector 2	Sector 3	T. Spd	Elapsed	Lap	D	Time	Sector 1	Sector 2	Sector 3	T. Spd	Elapsed	
1		4:16.666	2:07.402	1:23.047	46.217	159.5	4:16.666	1		3:51.377	1:27.005	1:36.800	47.572	161.6	3:51.377	
2		2:54.775	50.646	1:18.577	45.552	199.2	7:11.441	2		2:52.242	48.784	1:19.008	44.450	198.5	6:43.619	
3		2:54.806	50.828	1:18.474	45.504	200.7	10:06.247	3		2:49.648	48.745	1:16.640	44.263	206.5	9:33.267	
4		2:58.801	50.658	1:20.905	47.238	201.1	13:05.048	4		2:53.959	48.467	1:16.933	48.559	207.6	12:27.226	
5		4:51.485	1:03.602	2:18.576	1:29.307	79.1	17:56.533	5		4:59.408	1:12.934	2:14.927	1:31.547	95.1	17:26.634	
6		3:16.407	1:09.000	1:21.639	45.768	130.4	21:12.940	6		3:23.314	1:08.672	1:26.623	48.019	161.4	20:49.948	
7		2:56.577	50.326	1:20.505	45.746	190.1	24:09.517	7		2:51.374	48.706	1:17.444	45.224	206.1	23:41.322	
8		2:52.983	49.802	1:18.158	45.023	203.0	27:02.500	8		2:51.564	49.127	1:18.003	44.434	205.7	26:32.886	
9		2:52.759	49.514	1:18.129	45.116	201.8	29:55.259	9		2:50.573	48.688	1:17.030	44.855	206.1	29:23.459	

73 Sandro Cutini ITA 85 Benjamin Cauvas EUR

RAC							Faro Racing						RAC		GPA Racing	
Lap	D	Time	Sector 1	Sector 2	Sector 3	T. Spd	Elapsed	Lap	D	Time	Sector 1	Sector 2	Sector 3	T. Spd	Elapsed	
1		4:15.207	2:05.509	1:23.508	46.190	141.3	4:15.207	1		3:57.707	1:46.643	1:24.433	46.631	170.0	3:57.707	
2		2:53.809	50.350	1:18.900	44.559	200.7	7:09.016	2		2:52.651	49.819	1:17.732	45.100	202.6	6:50.358	
3		2:55.411	50.646	1:19.502	45.263	200.0	10:04.427	3		2:53.698	49.875	1:18.101	45.722	198.1	9:44.056	
4		2:58.607	50.114	1:21.057	47.436	199.6	13:03.034	4		3:00.881	49.444	1:18.765	52.672	204.5	12:44.937	
5		4:50.966	1:03.595	2:17.772	1:29.599	89.3	17:54.000	5		5:09.476 P	1:11.043	2:19.860	1:38.573	126.4	17:54.413	

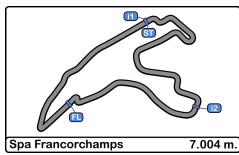
78 Laurent Dziadus FRA 91 Luca Franca EUR & ITA

RAC							TEAM LUCAS						RAC		MC Motortecnica	
Lap	D	Time	Sector 1	Sector 2	Sector 3	T. Spd	Elapsed	Lap	D	Time	Sector 1	Sector 2	Sector 3	T. Spd	Elapsed	
1		4:05.043	1:55.943	1:22.367	46.733	174.1	4:05.043	1		3:46.115	1:14.888	1:40.253	50.974	159.7	3:46.115	
2		2:52.301	49.435	1:18.018	44.848	199.6	6:57.344	2		2:50.271	48.778	1:16.439	45.054	205.7	6:36.386	
3		2:52.859	49.811	1:18.160	44.888	202.6	9:50.203	3		2:50.968	48.945	1:18.073	43.950	208.0	9:27.354	
4		2:57.594	49.394	1:19.049	49.151	188.1	12:47.797	4		2:55.155	48.637	1:18.586	47.932	207.2	12:22.509	
5		4:59.286	1:11.426	2:18.851	1:29.009	122.0	17:47.083	5		5:00.979	1:15.153	2:15.110	1:30.716	96.2	17:23.488	
6		3:15.693	1:10.504	1:19.609	45.580	132.1	21:02.776	6		3:24.919	1:08.971	1:27.438	48.510	155.6	20:48.407	
7		2:52.779	49.630	1:18.127	45.022	205.3	23:55.555	7		2:50.790	48.244	1:18.202	44.344	208.8	23:39.197	
8		2:53.687	49.660	1:18.573	45.454	204.1	26:49.242	8		2:51.817	48.765	1:18.169	44.883	203.7	26:31.014	
9		2:54.488	49.857	1:18.469	46.162	196.3	29:43.730	9		2:50.579	49.177	1:17.029	44.373	205.3	29:21.593	

82 Jacopo Guiseppa Cimenes EUR & ITA 95 Adam Sascha ITA

CHA							ESSECORSE						CHA		SEVENHILLS MOTORSPORT	
Lap	D	Time	Sector 1	Sector 2	Sector 3	T. Spd	Elapsed	Lap	D	Time	Sector 1	Sector 2	Sector 3	T. Spd	Elapsed	
1		4:01.494	1:52.715	1:22.009	46.770	179.1	4:01.494	1		4:06.920	2:00.552	1:21.084	45.284	154.5	4:06.920	
2		2:51.848	49.564	1:17.386	44.898	202.2	6:53.342	2		2:52.669	50.464	1:17.780	44.425	202.6	6:59.589	
3		2:51.394	49.590	1:17.051	44.753	201.4	9:44.736	3		2:52.929	49.501	1:18.963	44.465	206.1	9:52.518	
4		2:59.655	49.022	1:18.401	52.232	208.4	12:44.391	4		2:58.067	49.868	1:19.101	49.098	204.9	12:50.585	
5		4:58.451	1:10.891	2:18.266	1:29.294	132.6	17:42.842	5		5:00.650	1:13.363	2:17.076	1:30.211	117.2	17:51.235	
6		3:16.370	1:11.771	1:19.498	45.101	135.6	20:59.212	6		3:15.698	1:09.961	1:20.716	45.021	105.7	21:06.933	
7		2:51.553	48.890	1:17.907	44.756	206.8	23:50.765	7		2:51.887	49.907	1:17.595	44.385	202.6	23:58.820	
8		2:51.875	49.069	1:17.798	45.008	206.8	26:42.640	8		2:52.131	50.102	1:17.570	44.459	206.5	26:50.951	
9		2:51.397	49.205	1:17.420	44.772	203.7	29:34.037	9		2:54.399	50.459	1:17.791	46.149	205.3	29:45.350	





Spa Francorchamps
Clio Cup Series
Race - 1
Lap Analysis

CLIO CUP

SERIES

99 Guillaume Maio **EUR & MID** **107** Cristian Ricciarini **EUR & ITA**
 CHA GM Sport ESSECORSE

Lap D	Time	Sector 1	Sector 2	Sector 3	T. Spd	Elapsed	Lap D	Time	Sector 1	Sector 2	Sector 3	T. Spd	Elapsed
1	3:54.481	1:41.274	1:26.539	46.668	179.1	3:54.481	1	4:00.619	1:51.337	1:22.655	46.627	182.7	4:00.619
2	2:52.627	49.642	1:17.859	45.126	203.7	6:47.108	2	2:50.886	49.319	1:16.981	44.586	203.0	6:51.505
3	2:51.646	49.183	1:18.162	44.301	202.2	9:38.754	3	2:52.119	48.832	1:17.841	45.446	202.2	9:43.624
4	2:59.795	48.922	1:19.443	51.430	206.5	12:38.549	4	2:58.345	48.957	1:18.304	51.084	203.0	12:41.969
5	4:55.856	1:08.995	2:16.490	1:30.371	114.8	17:34.405	5	4:57.929	1:10.289	2:17.941	1:29.699	124.2	17:39.898
6	3:19.834	1:09.682	1:23.529	46.623	154.5	20:54.239	6	3:17.369	1:10.720	1:20.724	45.925	135.6	20:57.267
7	2:52.633	49.274	1:18.232	45.127	207.6	23:46.872	7	2:51.678	48.910	1:18.037	44.731	207.2	23:48.945
8	2:51.519	49.215	1:17.997	44.307	208.0	26:38.391	8	2:50.718	48.896	1:17.360	44.462	205.3	26:39.663
9	2:52.471	49.592	1:17.766	45.113	201.1	29:30.862	9	2:51.584	48.659	1:18.022	44.903	200.3	29:31.247

101 Tomas Pekar **EUR & MID** **109** Francesco Savoia **ITA**
 Carpek Racing CHA PROGETTO E20 Motorsport

Lap D	Time	Sector 1	Sector 2	Sector 3	T. Spd	Elapsed	Lap D	Time	Sector 1	Sector 2	Sector 3	T. Spd	Elapsed
1	3:44.447	1:11.536	1:41.298	51.613	150.6	3:44.447	1	4:28.749	2:22.862	1:20.415	45.472	114.5	4:28.749
2	2:50.002	48.909	1:16.975	44.118	201.4	6:34.449	2	2:52.307	49.526	1:17.692	45.089	201.4	7:21.056
3	2:49.383	48.544	1:16.861	43.978	203.7	9:23.832	3	2:50.793	49.088	1:17.652	44.053	197.0	10:11.849
4	2:51.811	48.536	1:17.441	45.834	201.4	12:15.643	4	2:58.481	49.624	1:20.788	48.069	199.6	13:10.330
5	5:01.679	1:16.777	2:15.478	1:29.424	103.8	17:17.322	5	4:50.934	59.997	2:20.942	1:29.995	84.9	18:01.264
6	3:28.260	1:05.542	1:33.337	49.381	175.0	20:45.582	6	3:13.432	1:08.467	1:20.397	44.568	118.8	21:14.696
7	2:49.984	48.596	1:17.300	44.088	201.1	23:35.566	7	2:51.384	48.987	1:18.038	44.359	205.7	24:06.080
8	2:50.725	48.777	1:17.649	44.299	204.1	26:26.291	8	2:51.427	49.735	1:17.316	44.376	198.8	26:57.507
9	2:50.587	49.107	1:17.074	44.406	201.1	29:16.878	9	2:50.993	49.149	1:17.071	44.773	194.9	29:48.500

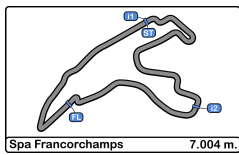
103 Francesco Miotto **ITA** **113** Adrian Schimpf **EUR & ESP**
 CHA PROGETTO E20 Motorsport CHA AST Competition

Lap D	Time	Sector 1	Sector 2	Sector 3	T. Spd	Elapsed	Lap D	Time	Sector 1	Sector 2	Sector 3	T. Spd	Elapsed
1	4:21.669	2:13.177	1:22.419	46.073	158.5	4:21.669	1	3:47.191	1:17.189	1:40.338	49.664	167.7	3:47.191
2	2:55.146	50.472	1:18.928	45.746	196.3	7:16.815	2	2:49.542	48.807	1:16.597	44.138	206.5	6:36.733
3	2:53.336	50.606	1:17.866	44.864	198.5	10:10.151	3	2:49.934	48.715	1:17.234	43.985	210.1	9:26.667
4	2:57.984	50.626	1:19.896	47.462	198.1	13:08.135	4	2:54.545	48.701	1:18.209	47.635	207.2	12:21.212
5	4:49.466	1:01.419	2:19.316	1:28.731	78.0	17:57.601	5	5:00.819	1:15.598	2:15.067	1:30.154	109.9	17:22.031
6	3:15.591	1:09.629	1:20.721	45.241	137.4	21:13.192	6	3:25.608	1:07.932	1:29.045	48.631	163.6	20:47.639
7	2:52.553	50.042	1:17.627	44.884	200.3	24:05.745	7	2:50.194	48.422	1:17.382	44.390	206.5	23:37.833
8	2:53.935	50.327	1:18.389	45.219	200.0	26:59.680	8	2:50.826	48.826	1:17.565	44.435	207.2	26:28.659
9	2:52.040	49.781	1:17.804	44.455	203.3	29:51.720	9	2:49.745	48.437	1:17.305	44.003	208.4	29:18.404

105 Alessandro Brigatti **ITA** **116** Giacomo Trebbi **ITA**
 CHA PROGETTO E20 Motorsport CHA MC Motortecnica

Lap D	Time	Sector 1	Sector 2	Sector 3	T. Spd	Elapsed	Lap D	Time	Sector 1	Sector 2	Sector 3	T. Spd	Elapsed
1	3:43.402	1:07.342	1:43.256	52.804	145.3	3:43.402	1	3:49.687	1:24.164	1:37.352	48.171	156.7	3:49.687
2	2:49.942	49.277	1:16.536	44.129	199.6	6:33.344	2	2:52.750	49.101	1:18.827	44.822	202.6	6:42.437
3	2:49.503	48.694	1:16.467	44.342	204.5	9:22.847	3	2:52.167	49.464	1:17.937	44.766	203.7	9:34.604
4	2:54.688	49.349	1:19.208	46.131	201.1	12:17.535	4	2:55.075	49.227	1:17.080	48.768	206.5	12:29.679
5	5:01.301	1:16.500	2:15.001	1:29.800	103.5	17:18.836	5	4:58.601	1:12.981	2:14.151	1:31.469	100.0	17:28.280
6	3:27.460	1:07.247	1:30.815	49.398	159.5	20:46.296	6	3:23.193	1:09.722	1:25.441	48.030	145.7	20:51.473
7	2:49.614	48.534	1:17.003	44.077	205.3	23:35.910	7	2:50.843	49.361	1:17.263	44.219	204.5	23:42.316
8	2:51.070	48.697	1:18.365	44.008	204.5	26:26.980	8	2:51.788	49.717	1:17.435	44.636	206.8	26:34.104
9	2:49.447	48.387	1:16.679	44.381	201.8	29:16.427	9	2:50.675	48.874	1:17.229	44.572	202.2	29:24.779





Spa Francorchamps
Clio Cup Series
Race - 1
Lap Analysis

CLIO CUP SERIES

118 Francesco Pagano ITA **133** Samuel Chaligne FRA
CHA Costa Ovest RAC T2CM

Lap D	Time	Sector 1	Sector 2	Sector 3	T. Spd	Elapsed	Lap D	Time	Sector 1	Sector 2	Sector 3	T. Spd	Elapsed
1	4:08.296	2:02.265	1:21.442	44.589	125.7	4:08.296	1	4:27.808	2:15.796	1:25.015	46.997	146.5	4:27.808
2	2:51.853	49.328	1:18.017	44.508	200.3	7:00.149	2	2:57.181	51.911	1:19.114	46.156	192.8	7:24.989
3	2:51.607	49.037	1:18.098	44.472	197.8	9:51.756	3	2:57.215	51.244	1:19.617	46.354	193.2	10:22.204
4	2:57.999	48.891	1:19.661	49.447	206.8	12:49.755	4	3:00.050	50.610	1:21.749	47.691	196.0	13:22.254
5	4:59.677	1:12.133	2:17.761	1:29.783	127.3	17:49.432	5	4:42.970	52.592	2:20.303	1:30.075	99.9	18:05.224
6	3:14.827	1:10.221	1:19.649	44.957	117.5	21:04.259	6	3:17.804	1:08.641	1:22.851	46.312	99.0	21:23.028
7	2:52.653	49.057	1:18.191	45.405	202.6	23:56.912	7	2:55.183	50.277	1:19.049	45.857	191.8	24:18.211
8	2:52.532	49.759	1:17.628	45.145	206.5	26:49.444	8	2:55.648	50.632	1:19.178	45.838	196.3	27:13.859
9	2:53.196	49.536	1:18.224	45.436	204.5	29:42.640	9	2:55.241	50.495	1:19.072	45.674	195.6	30:09.100

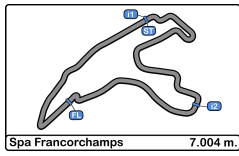
119 Fernando Navarrete EUR **158** Florian Venturi FRA
ChefoSport CHA GM Sport

Lap D	Time	Sector 1	Sector 2	Sector 3	T. Spd	Elapsed	Lap D	Time	Sector 1	Sector 2	Sector 3	T. Spd	Elapsed
1	4:28.376	2:21.290	1:21.661	45.425	115.1	4:28.376	1	3:49.254	1:23.841	1:36.955	48.458	163.8	3:49.254
2	2:52.145	49.768	1:17.246	45.131	200.0	7:20.521	2	2:50.743	49.098	1:16.990	44.655	206.8	6:39.997
3	2:50.838	49.330	1:17.288	44.220	201.8	10:11.359	3	2:50.721	49.329	1:16.966	44.426	202.2	9:30.718
4	2:58.111	49.698	1:20.532	47.881	202.2	13:09.470	4	2:54.113	49.638	1:17.257	47.218	200.3	12:24.831
5	4:51.359	1:00.609	2:20.792	1:29.958	84.9	18:00.829	5	5:00.865	1:14.582	2:14.929	1:31.354	97.5	17:25.696
6	3:13.409	1:08.118	1:20.735	44.556	120.1	21:14.238	6	3:23.772	1:09.065	1:26.448	48.259	154.9	20:49.468
7	2:54.202	49.223	1:19.281	45.698	190.1	24:08.440	7	2:50.723	48.970	1:17.300	44.453	206.8	23:40.191
8	2:52.003	49.377	1:17.419	45.207	199.6	27:00.443	8	2:51.608	49.111	1:17.997	44.500	206.8	26:31.799
9	2:52.983	49.961	1:18.321	44.701	195.6	29:53.426	9	2:50.230	49.028	1:16.919	44.283	205.7	29:22.029

122 Ludovico Longoni EUR & ITA **199** Alejandro Schimpf EUR & ESP
CHA MC Motortecnica CHA AST Competition

Lap D	Time	Sector 1	Sector 2	Sector 3	T. Spd	Elapsed	Lap D	Time	Sector 1	Sector 2	Sector 3	T. Spd	Elapsed
1	4:10.586	2:03.391	1:21.592	45.603	129.1	4:10.586	1	4:28.055	2:18.867	1:22.269	46.919	133.9	4:28.055
2	2:55.294	50.833	1:18.992	45.469	193.5	7:05.880	2	2:52.066	49.725	1:17.247	45.094	199.6	7:20.121
3	2:54.309	50.673	1:18.347	45.289	195.6	10:00.189	3	3:13.683 P	49.528	1:21.800	1:02.355	204.1	10:33.804
4	2:56.705	50.379	1:19.284	47.042	196.0	12:56.894	211 Nikola Miljkovic EUR & MID CHA Tempo Racing Team						
5	4:56.289	1:09.185	2:17.763	1:29.341	88.6	17:53.183							
6	3:16.650	1:09.690	1:21.624	45.336	122.0	21:09.833	Lap D	Time	Sector 1	Sector 2	Sector 3	T. Spd	Elapsed
7	2:54.801	50.613	1:17.770	46.418	198.5	24:04.634	1	3:51.707	1:27.528	1:36.732	47.447	160.0	3:51.707
8	2:54.098	50.805	1:18.468	44.825	198.8	26:58.732	2	2:52.606	49.231	1:19.125	44.250	204.1	6:44.313
9	49.900				198.5		3	2:50.081	48.798	1:17.049	44.234	205.3	9:34.394
125 Jerzy Spinkiewicz EUR & ITA UNIQ Racing							4	2:54.905	49.152	1:16.750	49.003	203.3	12:29.299
							5	4:58.353	1:12.806	2:14.147	1:31.400	102.8	17:27.652
1	3:48.120	1:20.028	1:39.156	48.936	175.6	3:48.120	6	3:23.406	1:09.874	1:25.633	47.899	148.3	20:51.058
2	2:50.995	48.818	1:18.039	44.138	207.2	6:39.115	7	2:50.763	49.107	1:16.877	44.779	204.5	23:41.821
3	2:49.508	48.804	1:16.655	44.049	205.3	9:28.623	8	2:51.427	48.813	1:18.428	44.186	208.8	26:33.248
4	2:54.996	48.613	1:19.348	47.035	207.2	12:23.619	9	2:50.160	48.868	1:16.968	44.324	206.5	29:23.408
5	5:01.174	1:15.020	2:15.205	1:30.949	95.6	17:24.793	372 Andrea Cherichetti EUR & ITA RAC MC Motortecnica						
6	3:24.330	1:09.065	1:26.878	48.387	161.1	20:49.123							
7	2:50.621	48.736	1:17.546	44.339	207.2	23:39.744	Lap D	Time	Sector 1	Sector 2	Sector 3	T. Spd	Elapsed
8	2:50.368	48.463	1:17.748	44.157	209.7	26:30.112	1	4:20.808	2:10.752	1:23.707	46.349	162.4	4:20.808
9	2:50.227	48.689	1:17.251	44.287	205.3	29:20.339	2	2:56.622	51.373	1:19.450	45.799	195.6	7:17.430
							3	2:53.437	50.728	1:17.998	44.711	201.1	10:10.867
							4	3:01.016	49.987	1:21.894	49.135	203.7	13:11.883
							5	4:49.965	59.355	2:20.506	1:30.104	100.5	18:01.848
							6	3:14.846	1:08.327	1:20.822	45.697	123.5	21:16.694
							7	2:54.986	50.549	1:18.950	45.487	201.4	24:11.680
							8	2:53.883	49.974	1:18.283	45.626	202.2	27:05.563
							9	2:55.030	50.092	1:19.011	45.927	200.0	30:00.593





Spa Francorchamps
 Clio Cup Series
 Race - 1
 Lap Analysis

CLIO CUP SERIES

558

Pierre Bredeaux

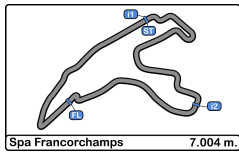
EUR

CHA

Comte Racing Team

Lap	D	Time	Sector 1	Sector 2	Sector 3	T. Spd	Elapsed
1		3:48.603	1:20.726	1:39.156	48.721	172.5	3:48.603
2		2:49.954	48.746	1:17.178	44.030	198.5	6:38.557
3		2:49.479	48.646	1:16.532	44.301	205.3	9:28.036
4		2:55.140	48.728	1:18.420	47.992	203.0	12:23.176
5		5:01.013	1:14.950	2:15.268	1:30.795	94.2	17:24.189
6		3:24.644	1:08.947	1:27.130	48.567	161.9	20:48.833
7		2:51.982	48.519	1:17.934	45.529	207.6	23:40.815
8		2:50.424	48.495	1:17.147	44.782	205.7	26:31.239
9		2:49.891	48.877	1:16.805	44.209	204.1	29:21.130





Spa Francorchamps
Clio Cup Series
Race - 1

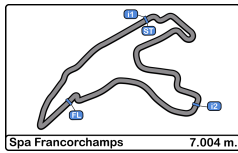
CLIO CUP

SERIES

Analysis by Lap

Num	Lap Time	Gap	Num	Lap Time	Gap	Num	Lap Time	Gap	Num	Lap Time	Gap	Num	Lap Time	Gap
Lap 1			119	4:28.376	45.256	372	2:56.622	44.529	72	2:54.806	43.933	53	2:58.535	51.139
12	3:43.120		109	4:28.749	45.629	199	2:52.066	47.220	103	2:53.336	47.837	72	2:58.801	51.683
105	3:43.402	00.282	63	4:40.592	57.472	119	2:52.145	47.620	372	2:53.437	48.553	103	2:57.984	54.770
15	3:43.874	00.754	Num Lap Time Gap			109	2:52.307	48.155	119	2:50.838	49.045	119	2:58.111	56.105
29	3:44.183	01.063	Lap 2			17	3:01.818	48.952	109	2:50.793	49.535	109	2:58.481	56.965
101	3:44.447	01.327	12	2:49.781		133	2:57.181	52.088	11	3:00.032	54.827	372	3:01.016	58.518
25	3:45.177	02.057	105	2:49.942	00.443	63	3:04.377	1:12.068	17	2:58.561	58.100	11	3:00.390	1:04.166
24	3:45.367	02.247	15	2:49.893	00.866	Num Lap Time Gap			133	2:57.215	59.890	17	3:00.477	1:07.526
91	3:46.115	02.995	29	2:49.890	01.172	Lap 3			199	3:13.683	1:11.490	133	3:00.050	1:08.889
1	3:46.518	03.398	101	2:50.002	01.548	12	2:49.413		63	3:05.216	1:27.871	63	3:05.806	1:42.626
30	3:47.027	03.907	25	2:49.796	02.072	105	2:49.503	00.533	Num Lap Time Gap			30	7:35.712	4:50.049
113	3:47.191	04.071	24	2:50.493	02.959	15	2:49.302	00.755	Lap 4			Num Lap Time Gap		
5	3:47.705	04.585	1	2:49.627	03.244	29	2:49.236	00.995	12	2:51.051		Lap 5		
125	3:48.120	05.000	91	2:50.271	03.485	101	2:49.383	01.518	15	2:51.367	01.071	12	5:01.590	
558	3:48.603	05.483	113	2:49.542	03.832	25	2:50.191	02.850	101	2:51.811	02.278	15	5:02.183	01.664
2	3:49.055	05.935	5	2:49.277	04.081	1	2:49.860	03.691	29	2:53.549	03.493	101	5:01.679	02.367
158	3:49.254	06.134	30	2:50.384	04.510	24	2:50.418	03.964	105	2:54.688	04.170	29	5:01.385	03.288
116	3:49.687	06.567	558	2:49.954	05.656	113	2:49.934	04.353	25	2:52.668	04.467	105	5:01.301	03.881
55	3:50.361	07.241	125	2:50.995	06.214	5	2:50.054	04.722	1	2:53.892	06.532	25	5:01.614	04.491
4	3:50.851	07.731	158	2:50.743	07.096	91	2:50.968	05.040	24	2:54.361	07.274	1	5:00.278	05.220
84	3:51.377	08.257	2	2:52.526	08.680	30	2:50.291	05.388	113	2:54.545	07.847	24	5:00.583	06.267
211	3:51.707	08.587	116	2:52.750	09.536	558	2:49.479	05.722	5	2:54.567	08.238	113	5:00.819	07.076
41	3:52.102	08.982	84	2:52.242	10.718	125	2:49.508	06.309	91	2:55.155	09.144	5	5:01.270	07.918
9	3:52.568	09.448	211	2:52.606	11.412	158	2:50.721	08.404	558	2:55.140	09.811	91	5:00.979	08.533
21	3:53.305	10.185	4	2:54.003	11.953	2	2:50.755	10.022	125	2:54.996	10.254	558	5:01.013	09.234
7	3:53.808	10.688	41	2:53.067	12.268	84	2:49.648	10.953	158	2:54.113	11.466	125	5:01.174	09.838
99	3:54.481	11.361	9	2:52.851	12.518	211	2:50.081	12.080	84	2:53.959	13.861	158	5:00.865	10.741
51	3:54.828	11.708	55	2:55.567	13.027	116	2:52.167	12.290	2	2:56.205	15.176	84	4:59.408	11.679
60	3:55.259	12.139	21	2:52.865	13.269	4	2:50.166	12.706	211	2:54.905	15.934	2	4:58.674	12.260
31	3:55.683	12.563	7	2:52.666	13.573	41	2:50.779	13.634	116	2:55.075	16.314	211	4:58.353	12.697
27	3:56.343	13.223	60	2:51.606	13.964	9	2:50.559	13.664	4	2:55.446	17.101	116	4:58.601	13.325
16	3:57.051	13.931	99	2:52.627	14.207	55	2:50.819	14.433	41	2:58.692	21.275	4	4:58.394	13.905
85	3:57.707	14.587	51	2:52.517	14.444	7	2:51.087	15.247	9	3:00.514	23.127	41	4:56.236	15.921
43	3:58.949	15.829	31	2:51.804	14.586	21	2:51.933	15.789	55	3:00.511	23.893	9	4:55.747	17.284
107	4:00.619	17.499	27	2:51.735	15.177	60	2:51.539	16.090	21	3:00.014	24.752	55	4:55.519	17.822
82	4:01.494	18.374	16	2:53.076	17.226	99	2:51.646	16.440	99	2:59.795	25.184	21	4:55.543	18.705
19	4:03.241	20.121	85	2:52.651	17.457	51	2:51.612	16.643	51	2:59.820	25.412	99	4:55.856	19.450
13	4:04.146	21.026	43	2:51.539	17.587	31	2:51.918	17.091	60	3:01.119	26.158	51	4:56.320	20.142
42	4:04.539	21.419	107	2:50.886	18.604	27	2:51.815	17.579	27	3:00.577	27.105	60	4:56.507	21.075
78	4:05.043	21.923	82	2:51.848	20.441	16	2:52.709	20.522	31	3:01.332	27.372	27	4:56.509	22.024
65	4:05.686	22.566	42	2:51.265	22.903	43	2:52.751	20.925	107	2:58.345	28.604	31	4:56.747	22.529
38	4:06.199	23.079	19	2:52.877	23.217	107	2:52.119	21.310	43	2:59.378	29.252	107	4:57.929	24.943
54	4:06.552	23.432	13	2:52.625	23.870	85	2:53.698	21.742	16	3:00.961	30.432	43	4:57.790	25.452
95	4:06.920	23.800	78	2:52.301	24.443	82	2:51.394	22.422	82	2:59.655	31.026	16	4:58.197	27.039
118	4:08.296	25.176	65	2:52.233	25.018	19	2:52.693	26.497	85	3:00.881	31.572	82	4:58.451	27.887
122	4:10.586	27.466	38	2:52.583	25.881	13	2:52.910	27.367	19	2:57.965	33.411	19	4:58.393	30.214
3	4:11.594	28.474	54	2:52.695	26.346	78	2:52.859	27.889	13	2:57.667	33.983	13	4:58.848	31.241
44	4:14.976	31.856	95	2:52.669	26.688	65	2:52.763	28.368	78	2:57.594	34.432	78	4:59.286	32.128
73	4:15.207	32.087	118	2:51.853	27.248	38	2:52.565	29.033	65	2:58.065	35.382	65	4:59.544	33.336
53	4:15.912	32.792	3	2:52.801	31.494	118	2:51.607	29.442	38	2:58.154	36.136	38	4:59.666	34.212
72	4:16.666	33.546	122	2:55.294	32.979	54	2:52.825	29.758	118	2:57.999	36.390	118	4:59.677	34.477
11	4:19.478	36.358	73	2:53.809	36.115	95	2:52.929	30.204	54	2:58.133	36.840	54	5:00.160	35.410
17	4:20.035	36.915	44	2:55.511	37.586	3	2:53.485	35.566	95	2:58.067	37.220	95	5:00.650	36.280
372	4:20.808	37.688	53	2:55.033	38.044	122	2:54.309	37.875	3	2:55.877	40.392	3	4:58.711	37.513
103	4:21.669	38.549	72	2:54.775	38.540	73	2:55.411	42.113	122	2:56.705	43.529	122	4:56.289	38.228
133	4:27.808	44.688	103	2:55.146	43.914	44	2:54.388	42.561	73	2:58.607	49.669	73	4:50.966	39.045
199	4:28.055	44.935	11	2:57.631	44.208	53	2:55.024	43.655	44	2:59.011	50.521	85	5:09.476	39.458





Spa Francorchamps
Clio Cup Series
Race - 1

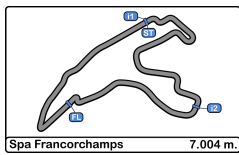
CLIO CUP

SERIES

Analysis by Lap

Num	Lap Time	Gap	Num	Lap Time	Gap	Num	Lap Time	Gap	Num	Lap Time	Gap	Num	Lap Time	Gap
44	4:51.136	40.067	53	3:15.740	26.820	103	2:52.553	30.905	53	2:55.382	35.408	72	2:52.759	39.865
53	4:51.415	40.964	72	3:16.407	28.101	109	2:51.384	31.240	119	2:52.003	35.481	372	2:55.030	45.199
72	4:51.485	41.578	103	3:15.591	28.353	119	2:54.202	33.600	72	2:52.983	37.538	133	2:55.241	53.706
103	4:49.466	42.646	119	3:13.409	29.399	72	2:56.577	34.677	372	2:53.883	40.601	11	2:56.463	55.570
119	4:51.359	45.874	109	3:13.432	29.857	372	2:54.986	36.840	133	2:55.648	48.897	17	2:57.352	59.067
109	4:50.934	46.309	372	3:14.846	31.855	11	2:57.161	42.941	11	2:56.720	49.539	63	3:04.047	1:22.708
372	4:49.965	46.893	11	3:17.557	35.781	133	2:55.183	43.371	17	2:56.909	52.147			
11	4:45.532	48.108	17	3:18.624	37.692	17	2:57.669	45.360	63	3:03.910	1:09.093			
17	4:43.016	48.952	133	3:17.804	38.189	63	3:03.117	55.305						
133	4:42.970	50.269	63	3:20.667	42.189									
63	4:10.370	51.406												
Num	Lap Time	Gap	Num	Lap Time	Gap	Num	Lap Time	Gap	Num	Lap Time	Gap	Num	Lap Time	Gap
Lap 6			Lap 7			Lap 8			Lap 9					
12	3:29.884		12	2:50.001		12	2:50.122		12	2:50.432				
15	3:28.642	00.422	15	2:49.980	00.401	15	2:50.245	00.524	15	2:50.592	00.684			
101	3:28.260	00.743	101	2:49.984	00.726	101	2:50.725	01.329	105	2:49.447	01.033			
29	3:27.785	01.189	105	2:49.614	01.070	105	2:51.070	02.018	1	2:49.415	01.460			
105	3:27.460	01.457	29	2:50.302	01.490	1	2:50.218	02.477	101	2:50.587	01.484			
25	3:27.319	01.926	25	2:50.428	02.353	29	2:51.479	02.847	29	2:50.108	02.523			
1	3:26.945	02.281	1	2:50.101	02.381	25	2:51.094	03.325	113	2:49.745	03.010			
24	3:26.070	02.453	113	2:50.194	02.993	113	2:50.826	03.697	25	2:50.783	03.676			
113	3:25.608	02.800	91	2:50.790	04.357	5	2:49.525	04.060	5	2:50.385	04.013			
5	3:25.123	03.157	5	2:51.501	04.657	125	2:50.368	05.150	125	2:50.227	04.945			
91	3:24.919	03.568	125	2:50.621	04.904	91	2:51.817	06.052	558	2:49.891	05.736			
558	3:24.644	03.994	158	2:50.723	05.351	558	2:50.424	06.277	91	2:50.579	06.199			
125	3:24.330	04.284	558	2:51.982	05.975	158	2:51.608	06.837	158	2:50.230	06.635			
158	3:23.772	04.629	24	2:53.775	06.227	84	2:51.564	07.924	211	2:50.160	08.014			
84	3:23.314	05.109	84	2:51.374	06.482	211	2:51.427	08.286	84	2:50.573	08.065			
2	3:23.538	05.914	211	2:50.763	06.981	24	2:52.576	08.681	24	2:50.420	08.669			
211	3:23.406	06.219	2	2:51.316	07.229	116	2:51.788	09.142	116	2:50.675	09.385			
116	3:23.193	06.634	116	2:50.843	07.476	4	2:51.796	09.613	4	2:50.417	09.598			
4	3:22.935	06.956	4	2:50.984	07.939	2	2:52.723	09.830	2	2:50.621	10.019			
41	3:21.588	07.625	41	2:50.690	08.314	41	2:52.215	10.407	41	2:51.373	11.348			
9	3:20.512	07.912	9	2:50.793	08.704	55	2:51.790	10.935	55	2:51.597	12.100			
55	3:20.334	08.272	55	2:50.996	09.267	21	2:52.041	11.836	21	2:51.494	12.898			
21	3:20.158	08.979	21	2:50.939	09.917	9	2:53.651	12.233	60	2:51.447	13.648			
99	3:19.834	09.400	51	2:50.967	10.961	51	2:51.615	12.454	51	2:52.020	14.042			
51	3:19.737	09.995	60	2:51.449	11.852	60	2:50.903	12.633	99	2:52.471	15.468			
60	3:19.213	10.404	99	2:52.633	12.032	99	2:51.519	13.429	107	2:51.584	15.853			
27	3:19.110	11.250	107	2:51.678	14.105	107	2:50.718	14.701	9	2:54.156	15.957			
31	3:18.834	11.479	43	2:51.665	14.642	43	2:50.621	15.141	43	2:51.567	16.276			
107	3:17.369	12.428	31	2:53.338	14.816	31	2:50.854	15.548	31	2:51.491	16.607			
43	3:17.410	12.978	16	2:51.438	15.330	16	2:51.833	17.041	16	2:51.400	18.009			
16	3:16.738	13.893	82	2:51.553	15.925	82	2:51.875	17.678	82	2:51.397	18.643			
82	3:16.370	14.373	19	2:53.371	20.146	13	2:52.876	23.069	13	2:54.405	27.042			
19	3:16.446	16.776	13	2:52.969	20.315	19	2:53.764	23.788	78	2:54.488	28.336			
13	3:15.990	17.347	78	2:52.779	20.715	118	2:52.532	24.482	27	2:54.582	29.239			
78	3:15.693	17.937	65	2:53.194	21.574	27	2:53.487	25.089	19	2:56.006	29.362			
65	3:14.929	18.381	27	3:00.475	21.724	65	2:53.842	25.294	38	2:54.445	29.591			
38	3:14.415	18.743	118	2:52.653	22.072	38	2:53.577	25.578	65	2:54.782	29.644			
118	3:14.827	19.420	38	2:53.381	22.123	95	2:52.131	25.989	54	2:53.513	29.845			
54	3:14.682	20.208	54	2:53.635	23.842	54	2:53.044	26.764	95	2:54.399	29.956			
95	3:15.698	22.094	95	2:51.887	23.980	3	2:52.270	27.532	3	2:53.444	30.544			
3	3:15.601	23.230	3	2:52.155	25.384	73	2:53.101	31.927	109	2:50.993	33.106			
122	3:16.650	24.994	73	2:53.755	28.948	109	2:51.427	32.545	73	2:52.372	33.867			
73	3:16.033	25.194	122	2:54.801	29.794	122	2:54.098	33.770	103	2:52.040	36.326			
44	3:15.990	26.173	44	2:53.737	29.909	44	2:54.662	34.449	44	2:53.681	37.698			
			53	2:53.329	30.148	103	2:53.935	34.718	119	2:52.983	38.032			
									53	2:54.459	39.435			





Spa Francorchamps
Clio Cup Series
Race - 1

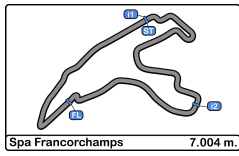
CLIO CUP

SERIES

Best Sectors Results

Sector - 1			Sector - 2			Sector - 3			Ideal Lap vs Best Lap						
Clas	Nº	Driver	Time	Nº	Driver	Time	Nº	Driver	Time	Clas	Nº	Driver	Ideal Lap	Best Lap	Clas
1	29	Alexandre Finkelstein	48.167	12	Gabriele Torelli	1:16.180	1	Anthony Jurado	43.887	1	91	Luca Franca	2:48.633	2:50.271	16
2	91	Luca Franca	48.244	5	Nicolas Milan	1:16.217	91	Luca Franca	43.950	2	5	Nicolas Milan	2:48.705	2:49.277	2
3	24	Aurelien Renet	48.304	91	Luca Franca	1:16.439	15	David Pouget	43.955	3	29	Alexandre Finkelstein	2:48.744	2:49.236	1
4	10	Alessandro Brigatti	48.387	105	Alessandro Brigatti	1:16.467	101	Tomas Pekar	43.978	4	105	Alessandro Brigatti	2:48.862	2:49.447	7
5	11	Adrian Schimpf	48.422	558	Pierre Bredeaux	1:16.532	113	Adrian Schimpf	43.985	5	113	Adrian Schimpf	2:49.004	2:49.542	10
6	5	Nicolas Milan	48.456	1	Anthony Jurado	1:16.584	29	Alexandre Finkelstein	43.986	6	558	Pierre Bredeaux	2:49.057	2:49.479	8
7	12	Jerzy Spinkiewicz	48.463	29	Alexandre Finkelstein	1:16.591	105	Alessandro Brigatti	44.008	7	125	Jerzy Spinkiewicz	2:49.167	2:49.508	9
8	84	Mattia Lancellotti	48.467	113	Adrian Schimpf	1:16.597	558	Pierre Bredeaux	44.030	8	15	David Pouget	2:49.168	2:49.302	3
9	55	Pierre Bredeaux	48.495	84	Mattia Lancellotti	1:16.640	5	Nicolas Milan	44.032	9	1	Anthony Jurado	2:49.308	2:49.415	6
10	15	David Pouget	48.520	125	Jerzy Spinkiewicz	1:16.655	125	Jerzy Spinkiewicz	44.049	10	12	Gabriele Torelli	2:49.360	2:49.413	5
11	10	Tomas Pekar	48.536	30	Alex Lancellotti	1:16.671	109	Francesco Savoia	44.053	11	84	Mattia Lancellotti	2:49.370	2:49.648	11
12	4	Julien Baziret	48.564	15	David Pouget	1:16.693	30	Alex Lancellotti	44.054	12	101	Tomas Pekar	2:49.375	2:49.383	4
13	10	Cristian Ricciarini	48.659	211	Nikola Miljkovic	1:16.750	25	Alexandre Albouy	44.082	13	30	Alex Lancellotti	2:49.408	2:50.291	17
14	43	Damiano Puccetti	48.676	24	Aurelien Renet	1:16.777	7	Mickael Carree	44.145	14	24	Aurelien Renet	2:49.608	2:50.418	18
15	30	Alex Lancellotti	48.683	101	Tomas Pekar	1:16.861	12	Gabriele Torelli	44.159	15	25	Alexandre Albouy	2:49.670	2:49.796	12
16	25	Alexandre Albouy	48.716	25	Alexandre Albouy	1:16.872	55	René Steemetz	44.170	16	211	Nikola Miljkovic	2:49.734	2:50.081	13
17	21	Stephan Polderman	48.717	158	Florian Venturi	1:16.919	211	Nikola Miljkovic	44.186	17	107	Cristian Ricciarini	2:50.102	2:50.718	24
18	51	Henrik Seibel	48.780	2	Florian Coruble	1:16.927	116	Giacomo Trebbi	44.219	18	109	Francesco Savoia	2:50.111	2:50.793	25
19	21	Nikola Miljkovic	48.798	107	Cristian Ricciarini	1:16.981	119	Fernando Navarrete	44.220	19	4	Julien Baziret	2:50.159	2:50.166	14
20	1	Anthony Jurado	48.837	31	Jeremy Bordagaray	1:17.032	41	Simone Di Luca	44.230	20	158	Florian Venturi	2:50.172	2:50.230	15
21	11	Giacomo Trebbi	48.874	82	Jacopo Giuseppe Cimenès	1:17.051	84	Mattia Lancellotti	44.263	21	116	Giacomo Trebbi	2:50.173	2:50.675	22
22	16	Lionel Viguier	48.876	109	Francesco Savoia	1:17.071	9	Andrea Stucki	44.278	22	43	Damiano Puccetti	2:50.303	2:50.621	21
23	82	Jacopo Giuseppe Cimenès	48.890	116	Giacomo Trebbi	1:17.080	158	Florian Venturi	44.283	23	41	Simone Di Luca	2:50.309	2:50.690	23
24	11	Francesco Pagano	48.891	9	Andrea Stucki	1:17.115	99	Guillaume Maio	44.301	24	9	Andrea Stucki	2:50.326	2:50.559	19
25	41	Simone Di Luca	48.914	41	Simone Di Luca	1:17.165	51	Henrik Seibel	44.329	25	55	René Steemetz	2:50.388	2:50.819	26
26	99	Guillaume Maio	48.922	60	Leonardo Arduini	1:17.178	21	Stephan Polderman	44.338	26	2	Florian Coruble	2:50.407	2:50.621	20
27	9	Andrea Stucki	48.933	43	Damiano Puccetti	1:17.237	2	Florian Coruble	44.341	27	21	Stephan Polderman	2:50.500	2:50.939	30
28	55	René Steemetz	48.944	119	Fernando Navarrete	1:17.246	4	Julien Baziret	44.342	28	60	Leonardo Arduini	2:50.519	2:50.903	29
29	60	Leonardo Arduini	48.944	199	Alejandro Schimpf	1:17.247	73	Sandro Cutini	44.375	29	51	Henrik Seibel	2:50.552	2:50.967	31
30	15	Florian Venturi	48.970	4	Julien Baziret	1:17.253	42	Mariano Alonso	44.377	30	119	Fernando Navarrete	2:50.689	2:50.838	27
31	10	Francesco Savoia	48.987	55	René Steemetz	1:17.274	95	Adam Sascha	44.385	31	82	Jacopo Giuseppe Cimenès	2:50.694	2:51.394	34
32	12	Gabriele Torelli	49.021	27	Federico Danova	1:17.289	43	Damiano Puccetti	44.390	32	31	Jeremy Bordagaray	2:50.700	2:50.854	28
33	2	Florian Coruble	49.139	51	Henrik Seibel	1:17.443	60	Leonardo Arduini	44.397	33	99	Guillaume Maio	2:50.989	2:51.519	36
34	31	Jeremy Bordagaray	49.189	21	Stephan Polderman	1:17.445	103	Francesco Miotto	44.455	34	118	Francesco Pagano	2:50.991	2:51.607	37
35	11	Fernando Navarrete	49.223	95	Adam Sascha	1:17.570	107	Cristian Ricciarini	44.462	35	7	Mickael Carree	2:51.087	2:51.087	32
36	42	Mariano Alonso	49.254	65	Fabien Julia	1:17.574	27	Federico Danova	44.463	36	42	Mariano Alonso	2:51.265	2:51.265	33
37	7	Mickael Carree	49.297	103	Francesco Miotto	1:17.627	118	Francesco Pagano	44.472	37	16	Lionel Viguier	2:51.279	2:51.400	35
38	38	Alessio Alcidi	49.317	118	Francesco Pagano	1:17.628	31	Jeremy Bordagaray	44.479	38	27	Federico Danova	2:51.401	2:51.735	38
39	78	Laurent Dziadus	49.394	42	Mariano Alonso	1:17.634	16	Lionel Viguier	44.497	39	95	Adam Sascha	2:51.456	2:51.887	39
40	19	Gianalberto Coldani	49.420	7	Mickael Carree	1:17.645	24	Aurelien Renet	44.527	40	65	Fabien Julia	2:51.788	2:52.233	43
41	85	Benjamin Cauvas	49.444	85	Benjamin Cauvas	1:17.732	13	Raphael Cuadrado	44.589	41	103	Francesco Miotto	2:51.863	2:52.040	40
42	3	Daniel Nyffeler	49.480	3	Daniel Nyffeler	1:17.740	372	Andrea Chierichetti	44.711	42	199	Alejandro Schimpf	2:51.869	2:52.066	41
43	65	Fabien Julia	49.496	99	Guillaume Maio	1:17.766	65	Fabien Julia	44.718	43	3	Daniel Nyffeler	2:52.071	2:52.155	42
44	13	Raphael Cuadrado	49.498	122	Ludovico Longoni	1:17.770	82	Jacopo Giuseppe Cimenès	44.753	44	38	Alessio Alcidi	2:52.087	2:52.565	46
45	95	Adam Sascha	49.501	54	Sébastien Gehin	1:17.880	54	Sébastien Gehin	44.772	45	13	Raphael Cuadrado	2:52.192	2:52.625	47
46	72	Manuel Stefani	49.514	16	Lionel Viguier	1:17.906	38	Alessio Alcidi	44.798	46	54	Sébastien Gehin	2:52.227	2:52.695	50
47	19	Alejandro Schimpf	49.528	19	Gianalberto Coldani	1:17.933	122	Ludovico Longoni	44.825	47	78	Laurent Dziadus	2:52.260	2:52.301	44
48	54	Sébastien Gehin	49.575	44	Veenesh Shunker	1:17.964	78	Laurent Dziadus	44.848	48	85	Benjamin Cauvas	2:52.276	2:52.651	48
49	27	Federico Danova	49.649	38	Alessio Alcidi	1:17.972	3	Daniel Nyffeler	44.851	49	73	Sandro Cutini	2:52.369	2:52.372	45
50	10	Francesco Miotto	49.781	372	Andrea Chierichetti	1:17.998	72	Manuel Stefani	45.023	50	19	Gianalberto Coldani	2:52.442	2:52.693	49
51	44	Veenesh Shunker	49.786	78	Laurent Dziadus	1:18.018	19	Gianalberto Coldani	45.089	51	122	Ludovico Longoni	2:52.495	2:54.098	55
52	73	Sandro Cutini	49.825	13	Raphael Cuadrado	1:18.105	199	Alejandro Schimpf	45.094	52	72	Manuel Stefani	2:52.666	2:52.759	51
53	12	Ludovico Longoni	49.900	72	Manuel Stefani	1:18.129	53	Due	45.099	53	372	Andrea Chierichetti	2:52.683	2:53.437	53
54	53	Due	49.904	73	Sandro Cutini	1:18.169	85	Benjamin Cauvas	45.100	54	44	Veenesh Shunker	2:52.928	2:53.681	54
55	37	Andrea Chierichetti	49.974	53	Due	1:18.187	44	Veenesh Shunker	45.178	55	53	Due	2:53.190	2:53.329	52
56	13	Samuel Chaligne	50.277	133	Samuel Chaligne	1:19.049	133	Samuel Chaligne	45.674	56	133	Samuel Chaligne	2:55.000	2:55.183	56





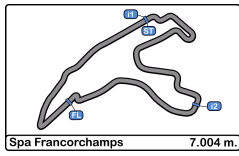
Spa Francorchamps
 Clio Cup Series
 Race - 1
Best Sectors Results

CLIO CUP

SERIES

Sector - 1			Sector - 2			Sector - 3			Ideal Lap vs Best Lap						
Clas	Nº	Driver	Time	Nº	Driver	Time	Nº	Driver	Time	Clas	Nº	Driver	Ideal Lap	Best Lap	Clas
57	11	Andrea Bonifazi	50.504	11	Andrea Bonifazi	1:19.657	11	Andrea Bonifazi	45.965	57	11	Andrea Bonifazi	2:56.126	2:56.463	57
58	17	Daniele Pasquali	50.693	17	Daniele Pasquali	1:20.080	17	Daniele Pasquali	46.016	58	17	Daniele Pasquali	2:56.789	2:56.909	58
59	63	Gabriel Alonso	51.750	63	Gabriel Alonso	1:22.819	63	Gabriel Alonso	47.523	59	63	Gabriel Alonso	3:02.092	3:03.117	59



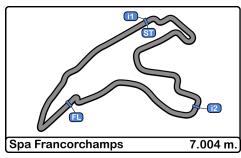


Spa Francorchamps
Clio Cup Series
Race - 1
Leader Sequence

CLIO CUP SERIES

N°	Driver	Nat	Cat	Clas	Team	Nat	Group	Start Lap	End Lap	Laps	Total Laps
12	Gabriele Torelli		€		Rangoni Corse		€ EUR & MID	1	9	9	9





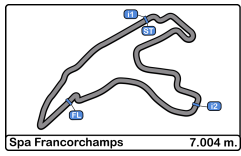
Spa Francorchamps
Clio Cup Series
Race - 1
Best 5 Lap Times

CLIO CUP

SERIES

Cls	N°	Driver	Nat	Cat	Cls	Team	Nat	Group	Best 1		Best 2		Best 3		Best 4		Best 5	
									Time	Lap	Time	Lap	Time	Lap	Time	Lap	Time	Lap
1	29	Alexandre	FRA	CHA	1	GPA Racing	FRA	FRA	2:49.236	3	2:49.890	2	2:50.108	9	2:50.302	7	2:51.479	8
2	5	Nicolas Milan	FRA			Milan Competition	FRA	EUR & FRA	2:49.277	2	2:49.525	8	2:50.054	3	2:50.385	9	2:51.501	7
3	15	David Pouget	FRA			GPA Racing	FRA	EUR & FRA	2:49.302	3	2:49.893	2	2:49.980	7	2:50.245	8	2:50.592	9
4	101	Tomas Pekar	CZE			Carpek Racing	CZE	EUR & MID	2:49.383	3	2:49.984	7	2:50.002	2	2:50.587	9	2:50.725	8
5	12	Gabriele Torelli	ITA			Rangoni Corse	ITA	EUR & MID	2:49.413	3	2:49.781	2	2:50.001	7	2:50.122	8	2:50.432	9
6	1	Anthony Jurado	FRA			Milan Competition	FRA	EUR & MID	2:49.415	9	2:49.627	2	2:49.860	3	2:50.101	7	2:50.218	8
7	105	Alessandro Brigatti	ITA	CHA	2	PROGETTO E20	ITA	ITA	2:49.447	9	2:49.503	3	2:49.614	7	2:49.942	2	2:51.070	8
8	558	Pierre Bredeaux	FRA	CHA	3	Comte Racing Team	FRA	EUR	2:49.479	3	2:49.891	9	2:49.954	2	2:50.424	8	2:51.982	7
9	125	Jerzy Spinkiewicz	POL			UNIQ Racing	POL	EUR & ITA	2:49.508	3	2:50.227	9	2:50.368	8	2:50.621	7	2:50.995	2
10	113	Adrian Schimpf	ESP	CHA	4	AST Competition	ESP	EUR & ESP	2:49.542	2	2:49.745	9	2:49.934	3	2:50.194	7	2:50.826	8
11	84	Mattia Lancellotti	ITA	CHA	5	Faro Racing	ITA	EUR & ITA	2:49.648	3	2:50.573	9	2:51.374	7	2:51.564	8	2:52.242	2
12	25	Alexandre Albouy	FRA			GPA Racing	FRA	FRA	2:49.796	2	2:50.191	3	2:50.428	7	2:50.783	9	2:51.094	8
13	211	Nikola Miljkovic	SRB	CHA	6	Tempo Racing Team	SRB	EUR & MID	2:50.081	3	2:50.160	9	2:50.763	7	2:51.427	8	2:52.606	2
14	4	Julien Baziret	FRA	CHA	7	Baziret Sport	FRA	EUR & MID	2:50.166	3	2:50.417	9	2:50.984	7	2:51.796	8	2:54.003	2
15	158	Florian Venturi	FRA	CHA	8	GM Sport	FRA	FRA	2:50.230	9	2:50.721	3	2:50.723	7	2:50.743	2	2:51.608	8
16	91	Luca Franca	ITA	RAC	1	MC Motor Tecnica	ITA	EUR & ITA	2:50.271	2	2:50.579	9	2:50.790	7	2:50.968	3	2:51.817	8
17	30	Alex Lancellotti	ITA	RAC	2	Faro Racing	ITA	EUR & ITA	2:50.291	3	2:50.384	2	3:47.027	1	7:35.712	4		
18	24	Aurelien Renet	FRA	CHA	9	JSB Competition	FRA	FRA	2:50.418	3	2:50.420	9	2:50.493	2	2:52.576	8	2:53.775	7
19	9	Andrea Stucki	CHE			Stucki Motorsport	CHE	MID	2:50.559	3	2:50.793	7	2:52.851	2	2:53.651	8	2:54.156	9
20	2	Florian Coruble	FRA	CHA	10	GM Sport	FRA	FRA	2:50.621	9	2:50.755	3	2:51.316	7	2:52.526	2	2:52.723	8
21	43	Damiano Puccetti	ITA	CHA	11	Rangoni Corse	ITA	EUR	2:50.621	8	2:51.539	2	2:51.567	9	2:51.665	7	2:52.751	3
22	116	Giacomo Trebbi	ITA	CHA	12	MC Motor Tecnica	ITA	ITA	2:50.675	9	2:50.843	7	2:51.788	8	2:52.167	3	2:52.750	2
23	41	Simone Di Luca	ITA			Faro Racing	ITA	ITA	2:50.690	7	2:50.779	3	2:51.373	9	2:52.215	8	2:53.067	2
24	107	Cristian Ricciarini	ITA			ESSECORSE	ITA	EUR & ITA	2:50.718	8	2:50.886	2	2:51.584	9	2:51.678	7	2:52.119	3
25	109	Francesco Savoia	ITA	CHA	13	PROGETTO E20	ITA	ITA	2:50.793	3	2:50.993	9	2:51.384	7	2:51.427	8	2:52.307	2
26	55	René Steemetz	NLD	RAC	3	ChefoSport	ESP	EUR & MID	2:50.819	3	2:50.996	7	2:51.597	9	2:51.790	8	2:55.567	2
27	119	Fernando Navarrete	ESP			ChefoSport	ESP	EUR	2:50.838	3	2:52.003	8	2:52.145	2	2:52.983	9	2:54.202	7
28	31	Jeremy Bordagaray	FRA	RAC	4	Milan Competition	FRA	FRA & ESP	2:50.854	8	2:51.491	9	2:51.804	2	2:51.918	3	2:53.338	7
29	60	Leonardo Arduini	ITA	CHA	14	MC Motor Tecnica	ITA	EUR & ITA	2:50.903	8	2:51.447	9	2:51.449	7	2:51.539	3	2:51.606	2
30	21	Stephan Polderman	NLD	RAC	5	ChefoSport	ESP	EUR & MID	2:50.939	7	2:51.494	9	2:51.933	3	2:52.041	8	2:52.865	2
31	51	Henrik Seibel	DEU	CHA	15	Carpek Service	CZE	MID	2:50.967	7	2:51.612	3	2:51.615	8	2:52.020	9	2:52.517	2
32	7	Mickael Carree	FRA	CHA	16	T2CM	FRA	EUR & FRA	2:51.087	3	2:52.666	2	3:53.808	1				
33	42	Mariano Alonso	ESP	CHA	17	GPA Racing	FRA	FRA	2:51.265	2	4:04.539	1						
34	82	Jacopo Giuseppe	ITA	CHA	18	ESSECORSE	ITA	EUR & ITA	2:51.394	3	2:51.397	9	2:51.553	7	2:51.848	2	2:51.875	8
35	16	Lionel Viguier	FRA	RAC	6	T2CM	FRA	EUR & FRA	2:51.400	9	2:51.438	7	2:51.833	8	2:52.709	3	2:53.076	2
36	99	Guillaume Maio	FRA	CHA	19	GM Sport	FRA	EUR & MID	2:51.519	8	2:51.646	3	2:52.471	9	2:52.627	2	2:52.633	7
37	118	Francesco Pagano	ITA	CHA	20	Costa Ovest	ITA	ITA	2:51.607	3	2:51.853	2	2:52.532	8	2:52.653	7	2:53.196	9
38	27	Federico Danova	ITA	CHA	21	ESSECORSE	ITA	ITA	2:51.735	2	2:51.815	3	2:53.487	8	2:54.582	9	3:00.475	7
39	95	Adam Sascha	ITA	CHA	22	SEVENHILLS	ITA	ITA	2:51.887	7	2:52.131	8	2:52.669	2	2:52.929	3	2:54.399	9
40	103	Francesco Miotto	ITA	CHA	23	PROGETTO E20	ITA	ITA	2:52.040	9	2:52.553	7	2:53.336	3	2:53.935	8	2:55.146	2
41	199	Alejandro Schimpf	ESP	CHA	24	AST Competition	ESP	EUR & ESP	2:52.066	2	3:13.683	3	4:28.055	1				
42	3	Daniel Nyffeler	CHE	CHA	25	Stucki Motorsport	CHE	MID	2:52.155	7	2:52.270	8	2:52.801	2	2:53.444	9	2:53.485	3
43	65	Fabien Julia	FRA	RAC	7	LR Performance	FRA	FRA	2:52.233	2	2:52.763	3	2:53.194	7	2:53.842	8	2:54.782	9
44	78	Laurent Dziadus	FRA	RAC	8	TEAM LUCAS	FRA	FRA	2:52.301	2	2:52.779	7	2:52.859	3	2:53.687	8	2:54.488	9
45	73	Sandro Cutini	ITA	RAC	9	Faro Racing	ITA	ITA	2:52.372	9	2:53.101	8	2:53.755	7	2:53.809	2	2:55.411	3
46	38	Alessio Alcidi	ITA	CHA	26	Tuder Motorsport	ITA	ITA	2:52.565	3	2:52.583	2	2:53.381	7	2:53.577	8	2:54.445	9
47	13	Raphael Cuadrado	FRA	RAC	10	GM Sport	FRA	FRA	2:52.625	2	2:52.876	8	2:52.910	3	2:52.969	7	2:54.405	9
48	85	Benjamin Cauvas	FRA	RAC	11	GPA Racing	FRA	EUR	2:52.651	2	2:53.698	3	3:00.881	4	3:57.707	1	5:09.476	5
49	19	Gianalberto Coldani	ITA	CHA	27	MC Motor Tecnica	ITA	ITA	2:52.693	3	2:52.877	2	2:53.371	7	2:53.764	8	2:56.006	9
50	54	Sébastien Gehin	FRA	RAC	12	T2CM	FRA	MID	2:52.695	2	2:52.825	3	2:53.044	8	2:53.513	9	2:53.635	7
51	72	Manuel Stefani	ITA	RAC	13	SEVENHILLS	ITA	ITA	2:52.759	9	2:52.983	8	2:54.775	2	2:54.806	3	2:56.577	7
52	53	Due	ITA	RAC	14	Oregon Team	ITA	ITA	2:53.329	7	2:54.459	9	2:55.024	3	2:55.033	2	2:55.382	8
53	372	Andrea Chierichetti	ITA	RAC	15	MC Motor Tecnica	ITA	EUR & ITA	2:53.437	3	2:53.883	8	2:54.986	7	2:55.030	9	2:56.622	2
54	44	Veeneesh Shunker	FRA	RAC	16	T2CM	FRA	FRA	2:53.681	9	2:53.737	7	2:54.388	3	2:54.662	8	2:55.511	2
55	122	Ludovico Longoni	ITA	CHA	28	MC Motor Tecnica	ITA	EUR & ITA	2:54.098	8	2:54.309	3	2:54.801	7	2:55.294	2	2:56.705	4
56	133	Samuel Chaligne	FRA	RAC	17	T2CM	FRA	FRA	2:55.183	7	2:55.241	9	2:55.648	8	2:57.181	2	2:57.215	3



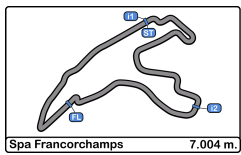


Spa Francorchamps
 Clio Cup Series
 Race - 1
 Best 5 Lap Times

CLIO CUP SERIES

Cls	N°	Driver	Nat	Cat	Cls	Team	Nat	Group	Best 1		Best 2		Best 3		Best 4		Best 5	
									Time	Lap	Time	Lap	Time	Lap	Time	Lap	Time	Lap
57	11	Andrea Bonifazi		RAC	18	SEVENHILLS		ITA	2:56.463	9	2:56.720	8	2:57.161	7	2:57.631	2	3:00.032	3
58	17	Daniele Pasquali		RAC	19	Tuder Motorsport		ITA	2:56.909	8	2:57.352	9	2:57.669	7	2:58.561	3	3:00.477	4
59	63	Gabriel Alonso		RAC	20	GPA Racing		FRA	3:03.117	7	3:03.910	8	3:04.047	9	3:04.377	2	3:05.216	3





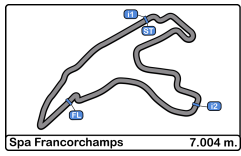
Spa Francorchamps
Clio Cup Series
Race - 1
Best 5 Top Speeds

CLIO CUP

SERIES

Clas	Nº	Driver	Nat	Cat	Cls	Team	Nat	Group	Top 1		Top 2		Top 3		Top 4		Top 5		Avg
									Km/h	Lap	Km/h	Lap	Km/h	Lap	Km/h	Lap	Km/h	Lap	
1	5	Nicolas Milan	FRA			Milan Competition	FRA	EUR & FRA	211.7	7	210.1	8	209.7	3	206.8	9	205.7	2	208.8
2	51	Henrik Seibel	CZE	CHA	1	Carpek Service	CZE	MID	210.5	7	206.8	4	206.1	9	204.1	3	203.7	8	206.2
3	113	Adrian Schimpf	ESP	CHA	2	AST Competition	ESP	EUR & ESP	210.1	3	208.4	9	207.2	4	207.2	8	206.5	2	207.9
4	125	Jerzy Spinkiewicz	POL			UNIQU Racing	POL	EUR & ITA	209.7	8	207.2	2	207.2	4	207.2	7	205.3	3	207.3
5	43	Damiano Puccetti	ITA	CHA	3	Rangoni Corse	ITA	EUR	209.3	7	207.6	9	206.5	8	205.3	3	203.0	2	206.3
6	7	Mickael Carree	FRA	CHA	4	T2CM	FRA	EUR & FRA	208.8	3	204.1	2	201.1	4	188.1	1			200.5
7	60	Leonardo Arduini	ITA	CHA	5	MC Motortecnica	ITA	EUR & ITA	208.8	7	207.6	3	207.6	4	206.1	2	206.1	8	207.2
8	91	Luca Franca	ITA	RAC	1	MC Motortecnica	ITA	EUR & ITA	208.8	7	208.0	3	207.2	4	205.7	2	205.3	9	207.0
9	211	Nikola Miljkovic	SRB	CHA	6	Tempo Racing Team	SRB	EUR & MID	208.8	8	206.5	9	205.3	3	204.5	7	204.1	2	205.8
10	4	Julien Baziret	FRA	CHA	7	Baziret Sport	FRA	EUR & MID	208.4	2	208.4	4	208.0	3	206.5	8	203.7	7	207.0
11	27	Federico Danova	ITA	CHA	8	ESSECORSE	ITA	ITA	208.4	8	206.5	3	205.7	7	204.5	2	204.1	9	205.8
12	30	Alex Lancellotti	ITA	RAC	2	Faro Racing	ITA	EUR & ITA	208.4	3	203.3	4	203.0	2	150.0	1			191.2
13	31	Jeremy Bordagaray	FRA	RAC	3	Milan Competition	FRA	FRA & ESP	208.4	8	207.2	4	206.8	7	205.3	9	204.5	3	206.5
14	82	Jacopo Giuseppe	ITA	CHA	9	ESSECORSE	ITA	EUR & ITA	208.4	4	206.8	7	206.8	8	203.7	9	202.2	2	205.6
15	24	Aurelien Renet	FRA	CHA	10	JSB Competition	FRA	FRA	208.0	7	207.6	2	206.1	8	204.9	3	201.4	4	205.6
16	25	Alexandre Albouy	FRA			GPA Racing	FRA	FRA	208.0	2	206.5	7	204.1	3	203.3	9	201.8	4	204.8
17	99	Guillaume Maio	FRA	CHA	11	GM Sport	FRA	EUR & MID	208.0	8	207.6	7	206.5	4	203.7	2	202.2	3	205.6
18	9	Andrea Stucki	CHE			Stucki Motorsport	CHE	MID	207.6	8	206.5	3	206.5	7	204.5	2	197.8	9	204.6
19	21	Stephan Polderman	NLD	RAC	4	ChefoSport	ESP	EUR & MID	207.6	7	207.2	8	206.5	9	206.1	3	205.7	2	206.6
20	41	Simone Di Luca	ITA			Faro Racing	ITA	ITA	207.6	8	206.1	3	205.3	7	205.3	9	204.5	2	205.7
21	84	Mattia Lancellotti	ITA	CHA	12	Faro Racing	ITA	EUR & ITA	207.6	4	206.5	3	206.1	7	206.1	9	205.7	8	206.4
22	558	Pierre Bredeaux	FRA	CHA	13	Comte Racing Team	FRA	EUR	207.6	7	205.7	8	205.3	3	204.1	9	203.0	4	205.1
23	1	Anthony Jurado	FRA			Milan Competition	FRA	EUR & MID	207.2	3	206.8	2	206.5	7	206.1	8	204.1	4	206.1
24	2	Florian Coruble	FRA	CHA	14	GM Sport	FRA	FRA	207.2	2	206.8	9	204.1	4	204.1	8	203.0	3	205.1
25	16	Lionel Viguier	FRA	RAC	5	T2CM	FRA	EUR & FRA	207.2	7	206.1	9	205.3	3	201.8	2	200.0	4	204.1
26	38	Alessio Alcidi	ITA	CHA	15	Tuder Motorsport	ITA	ITA	207.2	7	203.0	2	203.0	9	202.2	3	202.2	4	203.5
27	107	Cristian Ricciarini	ITA			ESSECORSE	ITA	EUR & ITA	207.2	7	205.3	8	203.0	2	203.0	4	202.2	3	204.1
28	55	René Steemetz	NLD	RAC	6	ChefoSport	ESP	EUR & MID	206.8	7	206.1	8	204.5	3	203.3	9	203.0	2	204.7
29	116	Giacomo Trebbi	ITA	CHA	16	MC Motortecnica	ITA	ITA	206.8	8	206.5	4	204.5	7	203.7	3	202.6	2	204.8
30	118	Francesco Pagano	ITA	CHA	17	Costa Ovest	ITA	ITA	206.8	4	206.5	8	204.5	9	202.6	7	200.3	2	204.1
31	158	Florian Venturi	FRA	CHA	18	GM Sport	FRA	FRA	206.8	2	206.8	7	206.8	8	205.7	9	202.2	3	205.7
32	95	Adam Sascha	ITA	CHA	19	SEVENHILLS	ITA	ITA	206.5	8	206.1	3	205.3	9	204.9	4	202.6	2	205.0
33	29	Alexandre Finkelstein	FRA	CHA	20	GPA Racing	FRA	FRA	206.1	7	203.7	9	201.1	2	201.1	3	200.3	4	202.4
34	73	Sandro Cutini	ITA	RAC	7	Faro Racing	ITA	ITA	205.7	7	201.4	8	200.7	2	200.0	3	199.6	4	201.5
35	109	Francesco Savoia	ITA	CHA	21	PROGETTO E20	ITA	ITA	205.7	7	201.4	2	199.6	4	198.8	8	197.0	3	200.5
36	15	David Pouget	FRA			GPA Racing	FRA	EUR & FRA	205.3	2	204.9	3	203.7	4	203.7	9	203.0	7	204.1
37	78	Laurent Dziadus	FRA	RAC	8	TEAM LUCAS	FRA	FRA	205.3	7	204.1	8	202.6	3	199.6	2	196.3	9	201.6
38	105	Alessandro Brigatti	ITA	CHA	22	PROGETTO E20	ITA	ITA	205.3	7	204.5	3	204.5	8	201.8	9	201.1	4	203.4
39	13	Raphael Cuadrado	FRA	RAC	9	GM Sport	FRA	FRA	204.9	7	204.1	2	203.3	4	203.3	8	203.0	3	203.7
40	54	Sébastien Gehin	FRA	RAC	10	T2CM	FRA	MID	204.9	3	204.1	2	203.7	4	203.7	7	203.0	9	203.9
41	65	Fabien Julia	FRA	RAC	11	LR Performance	FRA	FRA	204.9	8	203.3	7	202.6	3	202.2	4	201.4	2	202.9
42	85	Benjamin Cauvas	FRA	RAC	12	GPA Racing	FRA	EUR	204.5	4	202.6	2	198.1	3	170.0	1	126.4	5	180.3
43	3	Daniel Nyffeler	CHE	CHA	23	Stucki Motorsport	CHE	MID	204.1	7	203.3	8	200.0	2	199.2	4	196.3	3	200.6
44	44	Veenesh Shunker	FRA	RAC	13	T2CM	FRA	FRA	204.1	7	203.0	9	200.7	4	198.8	3	198.1	2	200.9
45	101	Tomas Pekar	CZE			Carpek Racing	CZE	EUR & MID	204.1	8	203.7	3	201.4	2	201.4	4	201.1	7	202.4
46	199	Alejandro Schimpf	ESP	CHA	24	AST Competition	ESP	EUR & ESP	204.1	3	199.6	2	133.9	1					179.2
47	19	Gianalberto Coldani	ITA	CHA	25	MC Motortecnica	ITA	ITA	203.7	9	201.8	3	201.8	7	201.1	2	200.7	4	201.8
48	372	Andrea Chierichetti	ITA	RAC	14	MC Motortecnica	ITA	EUR & ITA	203.7	4	202.2	8	201.4	7	201.1	3	200.0	9	201.7
49	103	Francesco Miotto	ITA	CHA	26	PROGETTO E20	ITA	ITA	203.3	9	200.3	7	200.0	8	198.5	3	198.1	4	200.0
50	53	Due	ITA	RAC	15	Oregon Team	ITA	ITA	203.0	7	201.4	9	198.8	4	195.2	8	194.5	3	198.6
51	72	Manuel Stefani	ITA	RAC	16	SEVENHILLS	ITA	ITA	203.0	8	201.8	9	201.1	4	200.7	3	199.2	2	201.1
52	119	Fernando Navarrete	ESP			ChefoSport	ESP	EUR	202.2	4	201.8	3	200.0	2	199.6	8	195.6	9	199.8
53	12	Gabriele Torelli	ITA			Rangoni Corse	ITA	EUR & MID	201.1	3	200.0	8	199.2	4	199.2	9	198.8	2	199.7
54	42	Mariano Alonso	ESP	CHA	27	GPA Racing	FRA	FRA	201.1	2	174.1	1							187.6
55	11	Andrea Bonifazi	ITA	RAC	17	SEVENHILLS	ITA	ITA	199.2	3	198.1	7	197.8	8	195.2	2	194.9	4	197.0
56	17	Daniele Pasquali	ITA	RAC	18	Tuder Motorsport	ITA	EUR & ITA	199.2	8	198.1	2	197.8	7	197.0	4	196.0	3	197.6





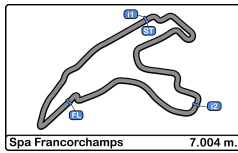
Spa Francorchamps
Clio Cup Series
Race - 1
Best 5 Top Speeds

CLIO CUP

SERIES

Clas	N°	Driver	Nat	Cat	Cls	Team	Nat	Group	Top 1		Top 2		Top 3		Top 4		Top 5		Avg
									Km/h	Lap	Km/h	Lap	Km/h	Lap	Km/h	Lap	Km/h	Lap	
57	122	Ludovico Longoni		CHA	28	MC Motortecnica		EUR & ITA	198.8	8	198.5	7	198.5	9	196.0	4	195.6	3	197.5
58	133	Samuel Chaigne		RAC	19	T2CM		FRA	196.3	8	196.0	4	195.6	9	193.2	3	192.8	2	194.8
59	63	Gabriel Alonso		RAC	20	GPA Racing		FRA	190.8	9	185.2	7	182.7	3	180.6	2	180.6	8	184.0





Spa Francorchamps

Clio Cup Series

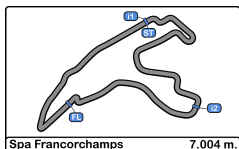
Race - 1

Fastest Laps Sequence

CLIO CUP SERIES

Lap	Time of Day	Session Time	N° Driver	Nat	Cat	Team	Nat	Group	Time	Km/h	
2	17:30:53.412	6:32.412	12 Gabriele Torelli		ITA	Rangoni Corse		ITA	EUR & MID	2:49.781	148.5
2	17:30:56.656	6:35.656	1 Anthony Jurado		FRA	Milan Competition		FRA	EUR & MID	2:49.627	148.6
2	17:30:57.244	6:36.244	113 Adrian Schimpf		ESP	CHA AST Competition		ESP	EUR & ESP	2:49.542	148.7
2	17:30:57.493	6:36.493	5 Nicolas Milan		FRA	Milan Competition		FRA	EUR & FRA	2:49.277	148.9
3	17:33:43.820	9:22.820	29 Alexandre Finkelstein		FRA	CHA GPA Racing		FRA	FRA	2:49.236	148.9





Spa Francorchamps

Clio Cup Series

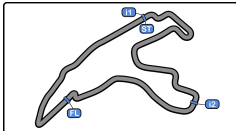
Race - 1

Event Best Maximum Speed

CLIO CUP SERIES

N°	Driver	Nat	Cat	Clas	Team	Nat	Group	Km/h	Session
5	Nicolas Milan				Milan Competition		EUR & FRA	211.7	Race - 1
15	David Pouget				GPA Racing		EUR & FRA	210.5	Collective Test 2
158	Florian Venturi		CHA	1	GM Sport		FRA	210.5	Collective Test 2
51	Henrik Seibel		CHA	2	Carpek Service		MID	210.5	Race - 1
19	Gianalberto Coldani		CHA	3	MC Motor Tecnica		ITA	210.1	Qualifying - 1
113	Adrian Schimpf		CHA	4	AST Competition		EUR & ESP	210.1	Race - 1
125	Jerzy Spinkiewicz				UNIQ Racing		EUR & ITA	209.7	Collective Test 2
25	Alexandre Albouy				GPA Racing		FRA	209.3	Qualifying - 1
43	Damiano Puccetti		CHA	5	Rangoni Corse		EUR	209.3	Race - 1
24	Aurelien Renet		CHA	6	JSB Competition		FRA	208.8	Collective Test 2
2	Florian Coruble		CHA	7	GM Sport		FRA	208.8	Collective Test 2
199	Alejandro Schimpf		CHA	8	AST Competition		EUR & ESP	208.8	Qualifying - 1
7	Mickael Carree		CHA	9	T2CM		EUR & FRA	208.8	Race - 1
91	Luca Franca		RAC	1	MC Motor Tecnica		EUR & ITA	208.8	Race - 1
60	Leonardo Arduini		CHA	10	MC Motor Tecnica		EUR & ITA	208.8	Race - 1
211	Nikola Miljkovic		CHA	11	Tempo Racing Team		EUR & MID	208.8	Race - 1
12	Gabriele Torelli				Rangoni Corse		EUR & MID	208.4	Qualifying - 1
4	Julien Baziret		CHA	12	Baziret Sport		EUR & MID	208.4	Race - 1
30	Alex Lancellotti		RAC	2	Faro Racing		EUR & ITA	208.4	Race - 1
82	Jacopo Giuseppe		CHA	13	ESSECORSE		EUR & ITA	208.4	Race - 1
31	Jeremy Bordagaray		RAC	3	Milan Competition		FRA & ESP	208.4	Race - 1
27	Federico Danova		CHA	14	ESSECORSE		ITA	208.4	Race - 1
1	Anthony Jurado				Milan Competition		EUR & MID	208.0	Collective Test 1
119	Fernando Navarrete				ChefoSport		EUR	208.0	Qualifying - 1
99	Guillaume Maio		CHA	15	GM Sport		EUR & MID	208.0	Race - 1
101	Tomas Pekar				Carpek Racing		EUR & MID	207.6	Collective Test 2
29	Alexandre Finkelstein		CHA	16	GPA Racing		FRA	207.6	Qualifying - 1
116	Giacomo Trebbi		CHA	17	MC Motor Tecnica		ITA	207.6	Qualifying - 1
42	Mariano Alonso		CHA	18	GPA Racing		FRA	207.6	Qualifying - 1
84	Mattia Lancellotti		CHA	19	Faro Racing		EUR & ITA	207.6	Race - 1
558	Pierre Bredeaux		CHA	20	Comte Racing Team		EUR	207.6	Race - 1
21	Stephan Polderman		RAC	4	ChefoSport		EUR & MID	207.6	Race - 1
41	Simone Di Luca				Faro Racing		ITA	207.6	Race - 1
9	Andrea Stucki				Stucki Motorsport		MID	207.6	Race - 1
13	Raphael Cuadrado		RAC	5	GM Sport		FRA	207.2	Collective Test 2
107	Cristian Ricciarini				ESSECORSE		EUR & ITA	207.2	Race - 1
16	Lionel Viguiet		RAC	6	T2CM		EUR & FRA	207.2	Race - 1
38	Alessio Alcidi		CHA	21	Tuder Motorsport		ITA	207.2	Race - 1
55	René Steemetz		RAC	7	ChefoSport		EUR & MID	206.8	Collective Test 2
118	Francesco Pagano		CHA	22	Costa Ovest		ITA	206.8	Race - 1
95	Adam Sascha		CHA	23	SEVENHILLS		ITA	206.5	Collective Test 1
54	Sébastien Gehin		RAC	8	T2CM		MID	206.5	Collective Test 2
109	Francesco Savoia		CHA	24	PROGETTO E20		ITA	206.5	Qualifying - 1
105	Alessandro Brigatti		CHA	25	PROGETTO E20		ITA	206.5	Qualifying - 1
103	Francesco Miotto		CHA	26	PROGETTO E20		ITA	206.1	Collective Test 1
65	Fabien Julia		RAC	9	LR Performance		FRA	206.1	Qualifying - 1
73	Sandro Cutini		RAC	10	Faro Racing		ITA	205.7	Collective Test 1
78	Laurent Dziadus		RAC	11	TEAM LUCAS		FRA	205.3	Race - 1
3	Daniel Nyffeler		CHA	27	Stucki Motorsport		MID	204.9	Qualifying - 1
85	Benjamin Cauvas		RAC	12	GPA Racing		EUR	204.5	Collective Test 1
44	Veenesh Shunker		RAC	13	T2CM		FRA	204.1	Race - 1
53	Due		RAC	14	Oregon Team		ITA	203.7	Collective Test 1
372	Andrea Chierichetti		RAC	15	MC Motor Tecnica		EUR & ITA	203.7	Race - 1
72	Manuel Stefani		RAC	16	SEVENHILLS		ITA	203.0	Race - 1
17	Daniele Pasquali		RAC	17	Tuder Motorsport		EUR & ITA	201.8	Collective Test 2
11	Andrea Bonifazi		RAC	18	SEVENHILLS		ITA	201.4	Qualifying - 1
122	Ludovico Longoni		CHA	28	MC Motor Tecnica		EUR & ITA	200.0	Collective Test 2





Spa Francorchamps

Clio Cup Series

Race - 1

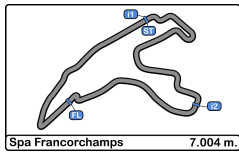
CLIO CUP SERIES

Spa Francorchamps 7.004 m.

Event Best Maximum Speed

133	Samuel Chaligne		FRA	RAC 19	T2CM		FRA	200.0	Qualifying - 1
63	Gabriel Alonso		ESP	RAC 20	GPA Racing		FRA	190.8	Race - 1





Spa Francorchamps
Clio Cup Series
Race - 1
Lap Chart

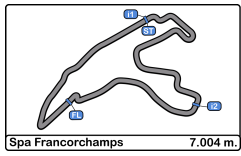
CLIO CUP

SERIES

LAP

Nr	Pos	Grid	1	2	3	4	5	6	7	8	9
12	1	12	12	12	12	12	12	12	12	12	12
105	2	105	105	105	105	15	15	15	15	15	15
15	3	15	15	15	15	101	101	101	101	101	105
29	4	29	29	29	29	29	29	29	105	105	1
101	5	101	101	101	101	105	105	105	29	1	101
25	6	25	25	25	25	25	25	25	25	29	29
24	7	24	24	24	1	1	1	1	1	25	113
91	8	91	91	1	24	24	24	24	113	113	25
1	9	1	1	91	113	113	113	113	91	5	5
30	10	30	30	113	5	5	5	5	5	125	125
113	11	113	113	5	91	91	91	91	125	91	558
5	12	5	5	30	30	558	558	558	158	558	91
125	13	125	125	558	558	125	125	125	558	158	158
558	14	558	558	125	125	158	158	158	24	84	211
2	15	2	2	158	158	84	84	84	84	211	84
158	16	158	158	2	2	2	2	2	211	24	24
116	17	116	116	116	84	211	211	211	2	116	116
55	18	55	55	84	211	116	116	116	116	4	4
4	19	4	4	211	116	4	4	4	4	2	2
84	20	84	84	4	4	41	41	41	41	41	41
211	21	211	211	41	41	9	9	9	9	55	55
42	22	42	41	9	9	55	55	55	55	21	21
41	23	41	9	55	55	21	21	21	21	9	60
9	24	9	21	21	7	99	99	99	51	51	51
21	25	21	7	7	21	51	51	51	60	60	99
7	26	7	99	60	60	60	60	60	99	99	107
99	27	99	51	99	99	27	27	27	107	107	9
51	28	51	60	51	51	31	31	31	43	43	43
60	29	60	31	31	31	107	107	107	31	31	31
31	30	31	27	27	27	43	43	43	16	16	16
27	31	27	16	16	16	16	16	16	82	82	82
16	32	16	85	85	43	82	82	82	19	13	13
85	33	85	43	43	107	85	19	19	13	19	118
43	34	43	107	107	85	19	13	13	78	78	78
107	35	107	82	82	82	13	78	78	65	118	27
82	36	82	19	42	19	78	65	65	27	27	19
19	37	19	13	19	13	65	38	38	118	65	38
13	38	13	42	13	78	38	118	118	38	38	65
78	39	78	78	78	65	118	54	54	54	95	54
65	40	65	65	65	38	54	95	95	95	54	95
38	41	38	38	38	118	95	3	3	3	3	3
54	42	54	54	54	54	3	122	122	73	73	109
95	43	95	95	95	95	122	73	73	122	109	73
118	44	118	118	118	3	73	85	44	44	122	103
122	45	122	122	3	122	44	44	53	53	44	44
3	46	3	3	122	73	53	53	72	103	103	119
44	47	44	44	73	44	72	72	103	109	53	53
73	48	73	73	44	53	103	103	119	119	119	72
53	49	53	53	53	72	119	119	109	72	72	372
72	50	72	72	72	103	109	109	372	372	372	133
11	51	11	11	103	372	372	372	11	11	133	11
17	52	17	17	11	119	11	11	17	133	11	17
372	53	372	372	372	109	17	17	133	17	17	63
103	54	103	103	199	11	133	133	63	63	63	
133	55	133	133	119	17	63	63				
199	56	199	199	109	133	30					
119	57	119	119	17	199						
109	58	109	109	133	63						
63	59	63	63	63							



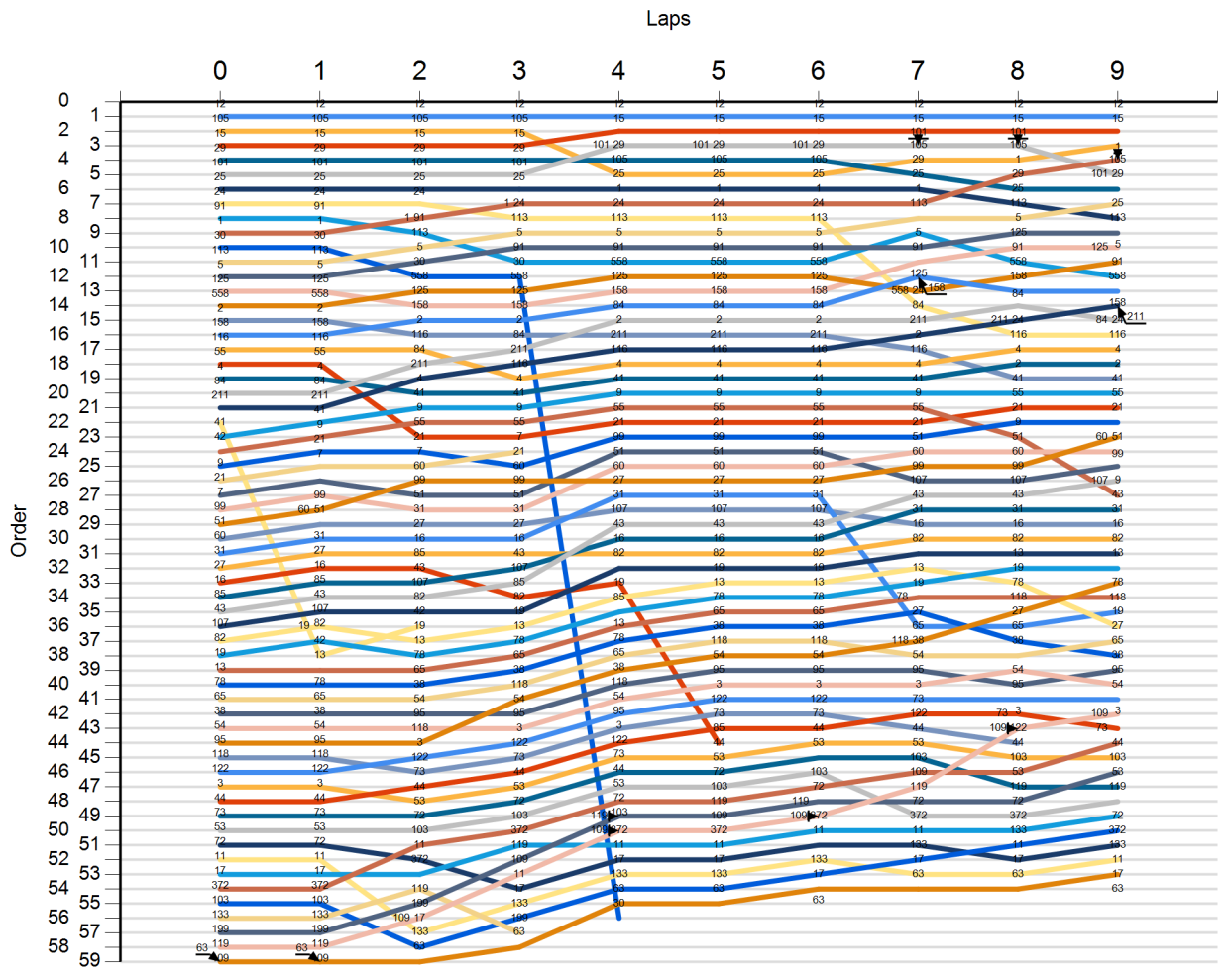


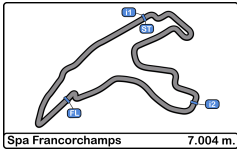
Spa Francorchamps
Clio Cup Series
Race - 1
Graphic Lap Chart

CLIO CUP

SERIES

- 12
- 105
- 15
- 29
- 101
- 25
- 24
- 91
- 1
- 30
- 113
- 5
- 125
- 558
- 2
- 158
- 116
- 55
- 4
- 84
- 211
- 158
- 41
- 23
- 55
- 9
- 21
- 7
- 27
- 99
- 84
- 29
- 31
- 30
- 32
- 33
- 16
- 85
- 41
- 36
- 107
- 19
- 37
- 82
- 19
- 38
- 13
- 39
- 78
- 99
- 41
- 42
- 38
- 54
- 95
- 118
- 44
- 46
- 122
- 3
- 47
- 44
- 48
- 73
- 50
- 51
- 53
- 11
- 52
- 372
- 43
- 103
- 133
- 56
- 190
- 57
- 63
- 58
- 59



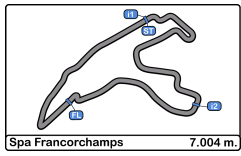


Spa Francorchamps
Clio Cup Series
Race - 1
Pit Stop Analysis

CLIO CUP SERIES

Or d.	Nr.	In Day Time	Driver	Nat	Cat	Team	Nat	Group	In Time	Stop N°	Pit Time	Handicap	Dif.
1	30	17:41:17.520	Alex Lancellotti		€	RAC Faro Racing		€ EUR & ITA	16:57.009	1	1:45.861		

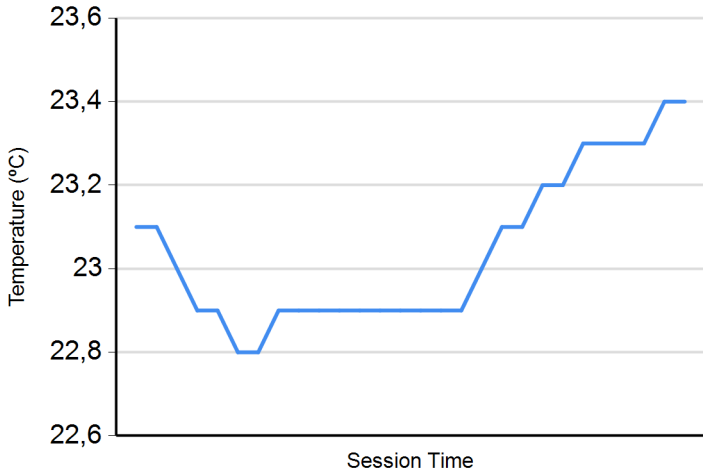




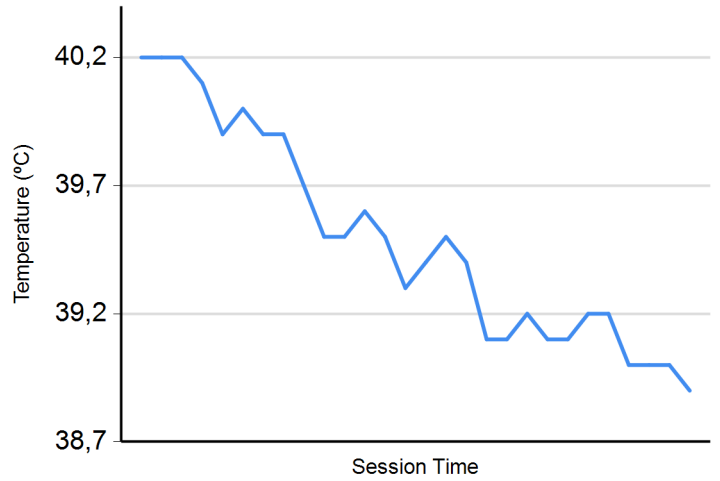
Spa Francorchamps
Clio Cup Series
Race - 1
Weather Report

CLIO CUP SERIES

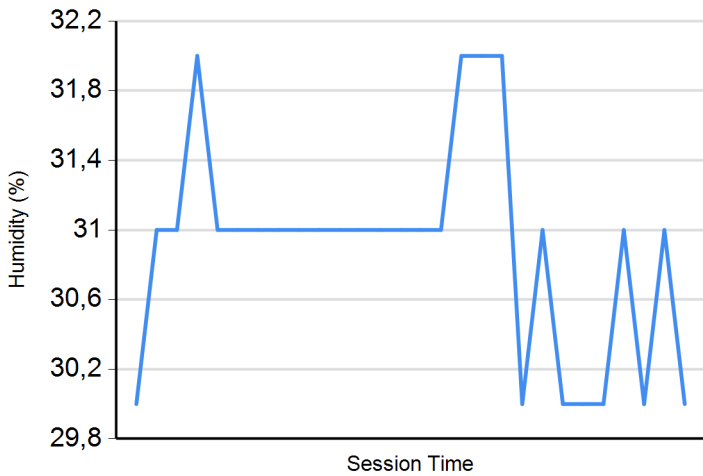
Air Temperature



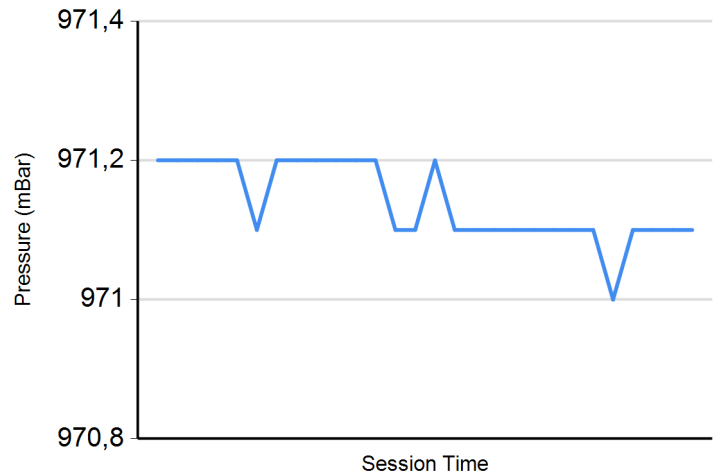
Track Temperature



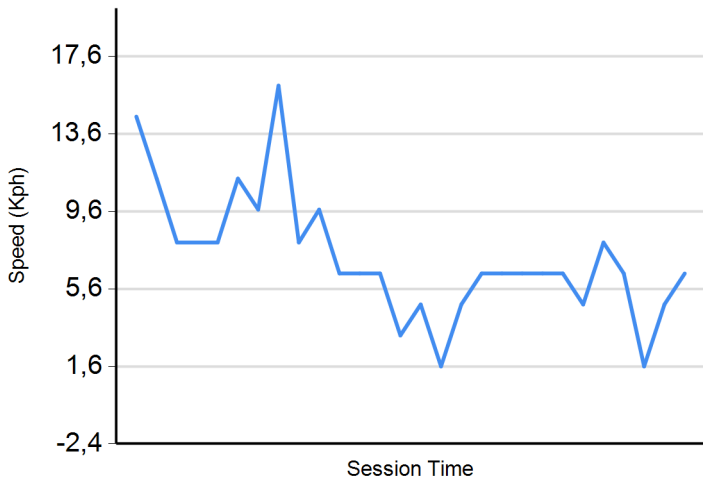
Humidity



Pressure



Wind Speed



Wind direction

North = 0°/360° Est = 90° South = 180° West = 270°

