

Spa Francorchamps
GT Cup Europe
Race



7.004 m
Provisional Results

Cls	N°	Entrant/Team	Nat	Driver 1	Nat	Driver 2	Nat	Vehicle	Cat	Cl	Laps	Total Time	Gap	Interval	Km/h	Best	Time	Km/h
1	116	Volcano Motorsport	ESP	Evgenii Leonov	GBR	Adam Christodolou	GBR	Porsche 992 GT3 Cup	PROAM	1	51	2:26:02.062			146.7	39	2:25.881	172.8
2	52	Q1-trackracing	BEL	Xander Przybylak	BEL	Laurent Vandervelde	BEL	Porsche 992 GT3 Cup	AM	1	51	2:26:22.440	20.378	20.378	146.4	21	2:27.098	171.4
3	80 *	Mertel Motorsport	DEU	Iván Velasco	ESP	Jorge Cabezas	ESP	Ferrari 488 Challenge Evo	PROAM	2	51	2:26:27.744	25.682	5.304	146.3	7	2:26.763	171.8
4	169	Kessel Racing	CHE	Alexandre Bochez	CHE	Mikaël Bochez	CHE	Ferrari 488 Challenge	AM	2	50	2:24:27.717	1 Lap	1 Lap	145.4	7	2:29.149	169.0
5	67	GDL Racing	SMR	Gianluca De Lorenzi	ITA	Stefano Borghi	ITA	Porsche 992 GT3 Cup	AM	3	50	2:24:38.617	1 Lap	10.900	145.2	4	2:27.652	170.7
6	77	EST1 Racing	EST	Jori Ala-Jyrä	EST	Alex Reimann	EST	Porsche 992 GT3 Cup	AM	4	50	2:24:52.361	1 Lap	13.744	145.0	28	2:26.948	171.5
7	68 *	GDL Racing	SMR	Samuele Bosio	ITA	Glauco Solieri	ITA	Porsche 992 GT3 Cup	AM	5	50	2:24:55.955	1 Lap	3.594	144.9	36	2:28.882	169.3
8	111	Eugenio Pisani / SP Racing	ITA	Fabio Fabiani	ITA	Stefano Zerbi	ITA	Porsche 911 GT3 Cup gen 2	AM	6	48	2:24:15.978	3 Laps	2 Laps	139.8	4	2:31.636	166.2
9	70	GDL Racing	SMR	Roberto Bosio	ITA	Maurizio Fondi	ITA	Porsche 911 GT3 Cup gen 2	AM	7	48	2:26:36.467	3 Laps	2:20.489	137.5	47	2:36.166	161.4
10	57	Q1-trackracing	BEL	Fidel Castillo	ESP	Nicolas Vandierendonck	BEL	Porsche 992 GT3 Cup	PROAM	3	45	2:10:58.761	6 Laps	3 Laps	144.3	36	2:27.435	171.0

Not classified: (Requirements: 75% of number laps of leader = 39 Laps)

119	Mertel Motorsport	DEU	Stefano Bozzoni	ITA	Fernando Navarrete	ESP	Ferrari 488 Challenge Evo	AM	8	38	1:49:58.372	13 Laps	7 Laps	145.2	4	2:25.775	172.9
81	Mertel Motorsport	DEU	Luca Ludwig	DEU	Axel Satingen	DEU	Ferrari 488 Challenge Evo	PROAM	4	31	1:29:34.010	20 Laps	7 Laps	145.4	16	2:26.391	172.2
44	Eugenio Pisani / SP Racing	ITA	Eugenio Pisani	ITA	Stefano Zanini	ITA	Porsche 911 GT3 Cup gen 2	PROAM	5	25	1:08:25.263	26 Laps	6 Laps	153.5	15	2:27.472	170.9
73	Axel Van Straaten / Orhès Racing	FRA	Axel Van Straaten	FRA	Remi Van Straaten	FRA	Porsche 992 GT3 Cup	PROAM	6	25	1:09:06.113	26 Laps	40.850	152.0	9	2:28.340	169.9
166	GDL Racing	SMR	Roberto Fecchio	ITA	Juuso Puhakka	ESP	Porsche 992 GT3 Cup	PROAM	7	10	31:09.879	41 Laps	15 Laps	134.8	5	2:34.974	162.7
90	Enrico Fulgenzi Racing / Enrico Fulgenzi	ITA	Shintaro Akatsu	JPN	Enrico Fulgenzi	ITA	Porsche 992 GT3 Cup	PROAM	8	1	2:50.052	50 Laps	9 Laps	148.2	1	2:50.052	148.2
21	Camil Perian / R01 Racing by Varu Nicu	ROU	Camil Perian	ROU	Florin Tincescu	ROU	Porsche 911 GT3 Cup gen 2	AM	9	1	2:50.723	50 Laps	0.671	147.6	1	2:50.723	147.6

Fastest lap Bozzoni - Navarrete in 2:25.775 at 172.9 Km/h in lap 4

AM	119	Mertel Motorsport	DEU	Stefano Bozzoni	ITA	Fernando Navarrete	ESP	Ferrari 488 Challenge Evo	4	2:25.775	172.9
PROAM	116	Volcano Motorsport	ESP	Evgenii Leonov	GBR	Adam Christodolou	GBR	Porsche 992 GT3 Cup	39	2:25.881	172.8

* PENALTIES

CAR #68 - 5 SECONDS TIME PENALTY ADDED TO RACE TIME - LESS TIME HANDICAP

CAR #80 - 5 SECONDS TIME PENALTY ADDED TO RACE TIME - LESS TIME HANDICAP

Published at:.....

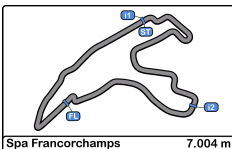
Track Temp: 39.9 °C Air Temp: 22.5 °C Humidity: 32 % Track Status: DRY

Race Director:

Timekeeper: Luis Angel García Nuñez

JOB-1605-ESP/M





Spa Francorchamps
GT Cup Europe
Race
Provisional Results by Category



PROAM																		
Cls	N°	Entrant/Team	Nat	Driver 1	Nat	Driver 2	Nat	Vehicle	Cat	Cl	Laps	Total Time	Gap	Interval	Km/h	Best	Time	Km/h
1	116	Volcano Motorsport	ESP	Evgenii Leonov	ESP	Adam Christodolou	GBR	Porsche 992 GT3 Cup	PROAM	1	51	2:26:02.062			146.7	39	2:25.881	172.8
2	80*	Mertel Motorsport	ESP	Iván Velasco	ESP	Jorge Cabezas	ESP	Ferrari 488 Challenge Evo	PROAM	2	51	2:26:27.744	25.682	25.682	146.3	7	2:26.763	171.8
3	57	Q1-trackracing	BEL	Fidel Castillo	ESP	Nicolas Vandierendonck	BEL	Porsche 992 GT3 Cup	PROAM	3	45	2:10:58.761	6 Laps	6 Laps	144.3	36	2:27.435	171.0
Not classified: (Requirements: 75% of number laps of leader = 39 Laps)																		
81		Mertel Motorsport	DEU	Luca Ludwig	DEU	Axel Sartingen	DEU	Ferrari 488 Challenge Evo	PROAM	4	31	1:29:34.010	20 Laps	14 Laps	145.4	16	2:26.391	172.2
44		Eugenio Pisani / SP Racing	ITA	Eugenio Pisani	ITA	Stefano Zanini	ITA	Porsche 911 GT3 Cup gen 2	PROAM	5	25	1:08:25.263	26 Laps	6 Laps	153.5	15	2:27.472	170.9
73		Axel Van Straaten / Orhès Racing	FRA	Axel Van Straaten	FRA	Remi Van Straaten	FRA	Porsche 992 GT3 Cup	PROAM	6	25	1:09:06.113	26 Laps	40.850	152.0	9	2:28.340	169.9
166		GDL Racing	ITA	Roberto Fecchio	ITA	Juuso Puhakka	ESP	Porsche 992 GT3 Cup	PROAM	7	10	31:09.879	41 Laps	15 Laps	134.8	5	2:34.974	162.7
90		Enrico Fulgenzi Racing / Enrico Fulgenzi	ITA	Shintaro Akatsu	JPN	Enrico Fulgenzi	ITA	Porsche 992 GT3 Cup	PROAM	8	1	2:50.052	50 Laps	9 Laps	148.2	1	2:50.052	148.2

AM																		
Cls	N°	Entrant/Team	Nat	Driver 1	Nat	Driver 2	Nat	Vehicle	Cat	Cl	Laps	Total Time	Gap	Interval	Km/h	Best	Time	Km/h
1	52	Q1-trackracing	BEL	Xander Przybylak	BEL	Laurent Vandervelde	BEL	Porsche 992 GT3 Cup	AM	1	51	2:26:22.440			146.4	21	2:27.098	171.4
2	169	Kessel Racing	CHE	Alexandre Bochez	CHE	Mikaël Bochez	CHE	Ferrari 488 Challenge	AM	2	50	2:24:27.717	1 Lap	1 Lap	145.4	7	2:29.149	169.0
3	67	GDL Racing	ITA	Gianluca De Lorenzi	ITA	Stefano Borghi	ITA	Porsche 992 GT3 Cup	AM	3	50	2:24:38.617	1 Lap	10.900	145.2	4	2:27.652	170.7
4	77	EST1 Racing	EST	Jori Ala-Jyrä	EST	Alex Reimann	EST	Porsche 992 GT3 Cup	AM	4	50	2:24:52.361	1 Lap	13.744	145.0	28	2:26.948	171.5
5	68*	GDL Racing	ITA	Samuele Bosio	ITA	Glauco Solieri	ITA	Porsche 992 GT3 Cup	AM	5	50	2:24:55.955	1 Lap	3.594	144.9	36	2:28.882	169.3
6	111	Eugenio Pisani / SP Racing	ITA	Fabio Fabiani	ITA	Stefano Zerbi	ITA	Porsche 911 GT3 Cup gen 2	AM	6	48	2:24:15.978	3 Laps	2 Laps	139.8	4	2:31.636	166.2
7	70	GDL Racing	ITA	Roberto Bosio	ITA	Maurizio Fondi	ITA	Porsche 911 GT3 Cup gen 2	AM	7	48	2:26:36.467	3 Laps	2:20.489	137.5	47	2:36.166	161.4
Not classified: (Requirements: 75% of number laps of leader = 39 Laps)																		
119		Mertel Motorsport	DEU	Stefano Bozzoni	ITA	Fernando Navarrete	ESP	Ferrari 488 Challenge Evo	AM	8	38	1:49:58.372	13 Laps	10 Laps	145.2	4	2:25.775	172.9
21		Camil Perian / R01 Racing by Varu Nicu	ROU	Camil Perian	ROU	Florin Tincescu	ROU	Porsche 911 GT3 Cup gen 2	AM	9	1	2:50.723	50 Laps	37 Laps	147.6	1	2:50.723	147.6

Fastest lap Bozzoni - Navarrete in 2:25.775 at 172.9 Km/h in lap 4

* PENALTIES

CAR #68 - 5 SECONDS TIME PENALTY ADDED TO RACE TIME - LESS TIME HANDICAP

CAR #80 - 5 SECONDS TIME PENALTY ADDED TO RACE TIME - LESS TIME HANDICAP

Published at:.....

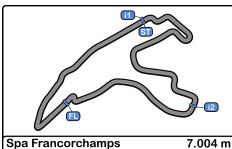
Track Temp: 39.9 °C Air Temp: 22.5 °C Humidity: 32 % Track Status: DRY

Race Director:

Timekeeper: Luis Angel García Nuñez

JOB-1605-ESP/M





Spa Francorchamps
GT Cup Europe
Race
Provisional Results by Class



GT Open Cup Europe																		
Cls	N°	Entrant/Team	Nat	Driver 1	Nat	Driver 2	Nat	Vehicle	Cat	Cl	Laps	Total Time	Gap	Interval	Km/h	Best	Time	Km/h
1	116	Volcano Motorsport	ESP	Evgenii Leonov	ESP	Adam Christodolou	GBR	Porsche 992 GT3 Cup	GT Cup	1	51	2:26:02.062			146.7	39	2:25.881	172.8
2	52	Q1-trackracing	BEL	Xander Przybylak	BEL	Laurent Vandervelde	BEL	Porsche 992 GT3 Cup	GT Cup	2	51	2:26:22.440	20.378	20.378	146.4	21	2:27.098	171.4
3	80 *	Mertel Motorsport	ESP	Iván Velasco	ESP	Jorge Cabezas	ESP	Ferrari 488 Challenge Evo	GT Cup	3	51	2:26:27.744	25.682	5.304	146.3	7	2:26.763	171.8
4	169	Kessel Racing	CHE	Alexandre Bochez	CHE	Mikaël Bochez	CHE	Ferrari 488 Challenge	GT Cup	4	50	2:24:27.717	1 Lap	1 Lap	145.4	7	2:29.149	169.0
5	67	GDL Racing	ITA	Gianluca De Lorenzi	ITA	Stefano Borghi	ITA	Porsche 992 GT3 Cup	GT Cup	5	50	2:24:38.617	1 Lap	10.900	145.2	4	2:27.652	170.7
6	77	EST1 Racing	EST	Jori Ala-Jyrä	EST	Alex Reimann	EST	Porsche 992 GT3 Cup	GT Cup	6	50	2:24:52.361	1 Lap	13.744	145.0	28	2:26.948	171.5
7	68 *	GDL Racing	ITA	Samuele Bosio	ITA	Glauco Solieri	ITA	Porsche 992 GT3 Cup	GT Cup	7	50	2:24:55.955	1 Lap	3.594	144.9	36	2:28.882	169.3
8	111	Eugenio Pisani / SP Racing	ITA	Fabio Fabiani	ITA	Stefano Zerbi	ITA	Porsche 911 GT3 Cup gen 2	GT Cup	8	48	2:24:15.978	3 Laps	2 Laps	139.8	4	2:31.636	166.2
9	70	GDL Racing	ITA	Roberto Bosio	ITA	Maurizio Fondi	ITA	Porsche 911 GT3 Cup gen 2	GT Cup	9	48	2:26:36.467	3 Laps	2:20.489	137.5	47	2:36.166	161.4
10	57	Q1-trackracing	BEL	Fidel Castillo	ESP	Nicolas Vandierenonck	BEL	Porsche 992 GT3 Cup	GT Cup	10	45	2:10:58.761	6 Laps	3 Laps	144.3	36	2:27.435	171.0
Not classified: (Requirements: 75% of number laps of leader = 39 Laps)																		
119		Mertel Motorsport	DEU	Stefano Bozzoni	ITA	Fernando Navarrete	ESP	Ferrari 488 Challenge Evo	GT Cup	11	38	1:49:58.372	13 Laps	7 Laps	145.2	4	2:25.775	172.9
81		Mertel Motorsport	DEU	Luca Ludwig	DEU	Axel Sartingen	DEU	Ferrari 488 Challenge Evo	GT Cup	12	31	1:29:34.010	20 Laps	7 Laps	145.4	16	2:26.391	172.2
44		Eugenio Pisani / SP Racing	ITA	Eugenio Pisani	ITA	Stefano Zanini	MCO	Porsche 911 GT3 Cup gen 2	GT Cup	13	25	1:08:25.263	26 Laps	6 Laps	153.5	15	2:27.472	170.9
73		Axel Van Straaten / Orhès Racing	FRA	Axel Van Straaten	FRA	Remi Van Straaten	FRA	Porsche 992 GT3 Cup	GT Cup	14	25	1:09:06.113	26 Laps	40.850	152.0	9	2:28.340	169.9
166		GDL Racing	ITA	Roberto Fecchio	ITA	Juuso Puhakka	ESP	Porsche 992 GT3 Cup	GT Cup	15	10	31:09.879	41 Laps	15 Laps	134.8	5	2:34.974	162.7
90		Enrico Fulgenzi Racing / Enrico Fulgenzi	ITA	Shintaro Akatsu	JPN	Enrico Fulgenzi	ITA	Porsche 992 GT3 Cup	GT Cup	16	1	2:50.052	50 Laps	9 Laps	148.2	1	2:50.052	148.2
21		Camil Perian / R01 Racing by Varu Nicu	ROU	Camil Perian	ROU	Florin Tincescu	ROU	Porsche 911 GT3 Cup gen 2	GT Cup	17	1	2:50.723	50 Laps	0.671	147.6	1	2:50.723	147.6

Fastest lap Bozzoni - Navarrete in 2:25.775 at 172.9 Km/h in lap 4

*** PENALTIES**

CAR #68 - 5 SECONDS TIME PENALTY ADDED TO RACE TIME - LESS TIME HANDICAP

CAR #80 - 5 SECONDS TIME PENALTY ADDED TO RACE TIME - LESS TIME HANDICAP

Published at:.....

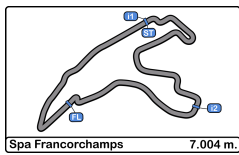
Track Temp: **39.9 °C** Air Temp: **22.5 °C** Humidity: **32 %** Track Status: **DRY**

Race Director:

Timekeeper: Luis Angel García Nuñez

[Signature]
JOB-1605-ESP/M





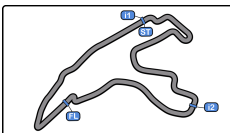
Spa Francorchamps
GT Cup Europe
Race



Provisional Classification by Driver Fastest Lap

Cl	N°	Entrant/Team	Nat	Vehicle	Driver	Nat	Cat	Cl	Laps	Best	Time	Gap	Interval	Km/h
1	119	Mertel Motorsport	DEU	Ferrari 488 Challenge Evo	Fernando Navarrete	ESP	AM	1	32	4	2:25.775			172.9
2	116	Volcano Motorsport	ESP	Porsche 992 GT3 Cup	Adam Christodolou	GBR	PROAM	1	28	16	2:25.881	0.106	0.106	172.8
3	81	Mertel Motorsport	DEU	Ferrari 488 Challenge Evo	Luca Ludwig	DEU	PROAM	2	15	3	2:26.391	0.616	0.510	172.2
4	80	Mertel Motorsport	DEU	Ferrari 488 Challenge Evo	Jorge Cabezas	ESP	PROAM	3	24	7	2:26.763	0.988	0.372	171.8
5	80	Mertel Motorsport	DEU	Ferrari 488 Challenge Evo	Iván Velasco	ESP	PROAM	4	27	15	2:26.933	1.158	0.170	171.6
6	77	EST1 Racing	EST	Porsche 992 GT3 Cup	Alex Reimann	EST	AM	2	31	22	2:26.948	1.173	0.015	171.5
7	52	Q1-trackracing	BEL	Porsche 992 GT3 Cup	Xander Przybylak	BEL	AM	3	29	8	2:27.098	1.323	0.150	171.4
8	57	Q1-trackracing	BEL	Porsche 992 GT3 Cup	Fidel Castillo	ESP	PROAM	5	23	14	2:27.435	1.660	0.337	171.0
9	44	Eugenio Pisani / SP Racing	ITA	Porsche 911 GT3 Cup gen 2	Eugenio Pisani	ITA	PROAM	6	12	2	2:27.472	1.697	0.037	170.9
10	67	GDL Racing	SMR	Porsche 992 GT3 Cup	Gianluca De Lorenzi	ITA	AM	4	32	4	2:27.652	1.877	0.180	170.7
11	57	Q1-trackracing	BEL	Porsche 992 GT3 Cup	Nicolas Vandierendo	BEL	PROAM	7	22	16	2:27.731	1.956	0.079	170.6
12	116	Volcano Motorsport	ESP	Porsche 992 GT3 Cup	Evgenii Leonov	NO	PROAM	8	23	16	2:27.894	2.119	0.163	170.4
13	73	Axel Van Straaten / Orhès Racing	FRA	Porsche 992 GT3 Cup	Remi Van Straaten	FRA	PROAM	9	15	9	2:28.340	2.565	0.446	169.9
14	68	GDL Racing	SMR	Porsche 992 GT3 Cup	Glauco Solieri	ITA	AM	5	26	25	2:28.882	3.107	0.542	169.3
15	169	Kessel Racing	CHE	Ferrari 488 Challenge	Alexandre Bochez	CHE	AM	6	24	7	2:29.149	3.374	0.267	169.0
16	81	Mertel Motorsport	DEU	Ferrari 488 Challenge Evo	Axel Satingen	DEU	PROAM	10	16	9	2:29.383	3.608	0.234	168.7
17	44	Eugenio Pisani / SP Racing	ITA	Porsche 911 GT3 Cup gen 2	Stefano Zanini	MCO	PROAM	11	13	4	2:29.539	3.764	0.156	168.6
18	169	Kessel Racing	CHE	Ferrari 488 Challenge	Mikaël Bochez	CHE	AM	7	26	18	2:29.806	4.031	0.267	168.3
19	52	Q1-trackracing	BEL	Porsche 992 GT3 Cup	Laurent Vandervelde	BEL	AM	8	22	15	2:30.273	4.498	0.467	167.7
20	73	Axel Van Straaten / Orhès Racing	FRA	Porsche 992 GT3 Cup	Axel Van Straaten	FRA	PROAM	12	10	8	2:31.123	5.348	0.850	166.8
21	111	Eugenio Pisani / SP Racing	ITA	Porsche 911 GT3 Cup gen 2	Fabio Fabiani	ITA	AM	9	27	4	2:31.636	5.861	0.513	166.2
22	77	EST1 Racing	EST	Porsche 992 GT3 Cup	Jori Ala-Jyrä	EST	AM	10	19	14	2:32.694	6.919	1.058	165.1
23	68	GDL Racing	SMR	Porsche 992 GT3 Cup	Samuele Bosio	ITA	AM	11	24	18	2:33.227	7.452	0.533	164.5
24	67	GDL Racing	SMR	Porsche 992 GT3 Cup	Stefano Borghi	ITA	AM	12	18	12	2:33.715	7.940	0.488	164.0
25	166	GDL Racing	SMR	Porsche 992 GT3 Cup	Roberto Fecchio	ITA	PROAM	13	10	5	2:34.974	9.199	1.259	162.7
26	70	GDL Racing	SMR	Porsche 911 GT3 Cup gen 2	Maurizio Fondi	ITA	AM	13	27	26	2:36.166	10.391	1.192	161.4
27	119	Mertel Motorsport	DEU	Ferrari 488 Challenge Evo	Stefano Bozzoni	ITA	AM	14	6	5	2:37.472	11.697	1.306	160.1
28	111	Eugenio Pisani / SP Racing	ITA	Porsche 911 GT3 Cup gen 2	Stefano Zerbi	ITA	AM	15	21	7	2:38.114	12.339	0.642	159.4
29	70	GDL Racing	SMR	Porsche 911 GT3 Cup gen 2	Roberto Bosio	ITA	AM	16	21	6	2:38.127	12.352	0.013	159.4
30	90	Enrico Fulgenzi Racing / Enrico Fulgenzi	ITA	Porsche 992 GT3 Cup	Shintaro Akatsu	JPN	PROAM	14	1	1	2:50.052	24.277	11.925	148.2
31	21	Camil Perian / R01 Racing by Varu Nicu	ROU	Porsche 911 GT3 Cup gen 2	Camil Perian	ROU	AM	17	1	1	2:50.723	24.948	0.671	147.6





Spa Francorchamps

GT Cup Europe

Race

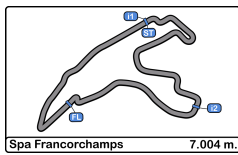
Distance and Speed Average

Spa Francorchamps 7.004 m



Cls	Nº	Entrant/Team	Nat	Driver 1	Nat	Driver 2	Nat	Vehicle	Cat	Cls	Laps	Distance	Total Time	Km/h
1	116	Volcano Motorsport	ESP	Evgenii Leonov	IND	Adam Christodolou	GBR	Porsche 992 GT3 Cup	PROAM	1	51	357.20	2:26:02.062	146.7
2	52	Q1-trackracing	BEL	Xander Przybylak	BEL	Laurent Vandervelde	BEL	Porsche 992 GT3 Cup	AM	1	51	357.20	2:26:22.440	146.4
3	80	Mertel Motorsport	DEU	Iván Velasco	ESP	Jorge Cabezas	ESP	Ferrari 488 Challenge Evo	PROAM	2	51	357.20	2:26:27.744	146.3
4	169	Kessel Racing	CHE	Alexandre Bochez	CHE	Mikaël Bochez	CHE	Ferrari 488 Challenge	AM	2	50	350.20	2:24:27.717	145.4
5	67	GDL Racing	SMR	Gianluca De Lorenzi	ITA	Stefano Borghi	ITA	Porsche 992 GT3 Cup	AM	3	50	350.20	2:24:38.617	145.2
6	77	EST1 Racing	EST	Jori Ala-Jyrä	EST	Alex Reimann	EST	Porsche 992 GT3 Cup	AM	4	50	350.20	2:24:52.361	145.0
7	68	GDL Racing	SMR	Samuele Bosio	ITA	Glauco Solieri	ITA	Porsche 992 GT3 Cup	AM	5	50	350.20	2:24:55.955	144.9
8	111	Eugenio Pisani / SP Racing	ITA	Fabio Fabiani	ITA	Stefano Zerbi	ITA	Porsche 911 GT3 Cup gen 2	AM	6	48	336.19	2:24:15.978	139.8
9	70	GDL Racing	SMR	Roberto Bosio	ITA	Maurizio Fondi	ITA	Porsche 911 GT3 Cup gen 2	AM	7	48	336.19	2:26:36.467	137.5
10	57	Q1-trackracing	BEL	Fidel Castillo	ESP	Nicolas Vandierendonck	BEL	Porsche 992 GT3 Cup	PROAM	3	45	315.18	2:10:58.761	144.3
Not classified: (Requirements: 75% of number laps of leader = 39 Laps)														
119		Mertel Motorsport	DEU	Stefano Bozzoni	ITA	Fernando Navarrete	ESP	Ferrari 488 Challenge Evo	AM	8	38	266.15	1:49:58.372	145.2
81		Mertel Motorsport	DEU	Luca Ludwig	DEU	Axel Satingen	DEU	Ferrari 488 Challenge Evo	PROAM	4	31	217.12	1:29:34.010	145.4
44		Eugenio Pisani / SP Racing	ITA	Eugenio Pisani	ITA	Stefano Zanini	DEU	Porsche 911 GT3 Cup gen 2	PROAM	5	25	175.10	1:08:25.263	153.5
73		Axel Van Straaten / Orhès Racing	FRA	Axel Van Straaten	FRA	Remi Van Straaten	FRA	Porsche 992 GT3 Cup	PROAM	6	25	175.10	1:09:06.113	152.0
166		GDL Racing	SMR	Roberto Fecchio	ITA	Juuso Puhakka	ESP	Porsche 992 GT3 Cup	PROAM	7	10	70.04	31:09.879	134.8
90		Enrico Fulgenzi Racing / Enrico Fulgenzi	ITA	Shintaro Akatsu	JPN	Enrico Fulgenzi	ITA	Porsche 992 GT3 Cup	PROAM	8	1	07.00	2:50.052	148.2
21		Camil Perian / R01 Racing by Varu Nicu	ROU	Camil Perian	ROU	Florin Tincescu	ROU	Porsche 911 GT3 Cup gen 2	AM	9	1	07.00	2:50.723	147.6





Spa Francorchamps
GT Cup Europe
Race
Lap Analysis



21 Camil Perian Porsche 911 GT3 Cup gen 2 **52** Xander Przybylak Porsche 992 GT3 Cup

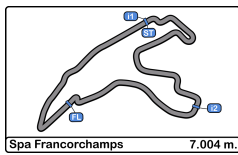
AM Florin Tincescu Camil Perian / R01 Racing by Varu AM Laurent Vandervelde Q1-trackracing

Lap	D	Time	Sector 1	Sector 2	Sector 3	T. Spd	Elapsed	Lap	D	Time	Sector 1	Sector 2	Sector 3	T. Spd	Elapsed
1	1	2:50.723	56.906	1:13.822	39.995	221.7	2:50.723	1	2	2:47.646	54.965	1:12.768	39.913	226.8	2:47.646

44 Eugenio Pisani Porsche 911 GT3 Cup gen 2
 PROAM Stefano Zanini Eugenio Pisani / SP Racing

Lap	D	Time	Sector 1	Sector 2	Sector 3	T. Spd	Elapsed	Lap	D	Time	Sector 1	Sector 2	Sector 3	T. Spd	Elapsed
1	2	2:51.871	57.388	1:14.271	40.212	215.1	2:51.871	2	2	2:30.713	41.408	1:10.801	38.504	259.6	5:18.359
2	2	2:30.211	41.953	1:09.556	38.702	262.7	5:22.082	3	2	2:31.299	41.604	1:10.936	38.759	254.1	7:49.658
3	2	2:30.544	42.104	1:10.193	38.247	251.1	7:52.626	4	2	2:30.402	41.214	1:10.104	39.084	262.1	10:20.060
4	2	2:29.539	41.604	1:09.306	38.629	261.5	10:22.165	5	2	2:31.440	41.255	1:10.242	39.943	261.5	12:51.500
5	2	2:31.043	41.472	1:10.271	39.300	262.1	12:53.208	6	2	2:31.475	41.101	1:10.622	39.752	262.1	15:22.975
6	2	2:30.375	41.456	1:09.692	39.227	263.4	15:23.583	7	2	2:35.455	42.064	1:11.764	41.627	258.9	17:58.430
7	2	2:34.093	41.706	1:11.774	40.613	246.0	17:57.676	8	2	2:33.242	41.697	1:11.634	39.911	260.2	20:31.672
8	2	2:30.999	42.296	1:09.679	39.024	258.9	20:28.675	9	2	2:33.149	42.053	1:10.860	40.236	259.6	23:04.821
9	2	2:31.259	42.076	1:10.378	38.805	243.7	22:59.934	10	2	2:35.141	42.955	1:12.024	40.162	250.0	25:39.962
10	2	2:30.227	41.527	1:09.976	38.724	264.0	25:30.161	11	2	2:45.726	54.129	1:11.647	39.950	254.7	28:25.688
11	2	2:32.605	41.625	1:10.005	40.975	260.8	28:02.766	12	2	2:40.626	41.765	1:12.127	46.734	251.7	31:06.314
12	2	3:02.157	53.010	1:16.794	52.353	199.6	31:04.923	13	2	2:46.211 P	44.599	1:14.077	47.535	229.2	33:52.525
13	2	2:45.448 P	43.673	1:14.074	47.701	238.9	33:50.371	14	1	6:06.922	4:18.661	1:09.498	38.763	223.1	39:59.447
14	1	6:05.035	4:17.056	1:09.634	38.345	247.7	39:55.406	15	1	2:28.805	41.366	1:09.155	38.284	240.5	42:28.252
15	1	2:27.472	40.626	1:08.568	38.278	266.6	42:22.878	16	1	2:30.188	40.752	1:10.318	39.118	261.5	44:58.440
16	1	2:31.754	40.249	1:10.143	41.362	267.9	44:54.632	17	1	2:28.498	40.827	1:08.233	39.438	259.6	47:26.938
17	1	2:28.544	40.292	1:09.765	38.487	243.7	47:23.176	18	1	2:36.615	44.351	1:11.092	41.172	217.7	50:03.553
18	1	2:30.336	40.710	1:10.260	39.366	267.9	49:53.512	19	1	3:29.098	45.321	1:43.775	1:00.002	130.2	53:32.651
19	1	3:38.225	52.316	1:45.723	1:00.186	108.3	53:31.737	20	1	2:28.411	41.824	1:08.495	38.092	232.2	56:01.062
20	1	2:28.190	40.374	1:09.928	37.888	268.6	55:59.927	21	1	2:27.098	40.213	1:08.311	38.574	262.7	58:28.160
21	1	2:27.480	40.242	1:09.040	38.198	269.3	58:27.407	22	1	2:29.407	40.894	1:09.641	38.872	247.1	1:00:57.567
22	1	2:28.882	40.502	1:10.064	38.316	269.3	1:00:56.289	23	1	2:29.040	41.391	1:08.705	38.944	262.1	1:03:26.607
23	1	2:28.893	40.494	1:10.309	38.090	244.8	1:03:25.182	24	1	2:27.966	40.487	1:08.993	38.486	258.9	1:05:54.573
24	1	2:30.624	40.768	1:11.082	38.774	270.0	1:05:55.806	25	1	2:37.205 P	40.766	1:09.227	47.212	242.1	1:08:31.778
25	1	2:29.457	40.762	1:10.778	37.917	268.6	1:08:25.263	26	2	6:01.321	4:12.121	1:10.433	38.767	245.4	1:14:33.099
26	1		41.105	1:10.661		267.3		27	2	2:30.273	41.481	1:10.186	38.606	257.7	1:17:03.372
								28	2	2:31.865	41.304	1:11.710	38.851	260.2	1:19:35.237
								29	2	2:43.242	41.835	1:16.932	44.475	266.0	1:22:18.479
								30	2	3:32.685	54.875	1:31.772	1:06.038	88.0	1:25:51.164
								31	2	3:43.248	1:06.979	1:39.795	56.474	139.1	1:29:34.412
								32	2	2:36.516	42.133	1:11.672	42.711	256.5	1:32:10.928
								33	2	3:59.560	1:03.480	1:58.183	57.897	125.2	1:36:10.488
								34	2	3:48.424 P	1:03.856	1:35.072	1:09.496	138.4	1:39:58.912
								35	1	6:03.584	4:14.302	1:10.942	38.340	241.0	1:46:02.496
								36	1	2:28.891	40.996	1:09.286	38.609	260.2	1:48:31.387
								37	1	2:28.283	40.973	1:08.963	38.347	260.2	1:50:59.670
								38	1	2:29.708	40.834	1:09.913	38.961	261.5	1:53:29.378
								39	1	2:30.053	41.038	1:09.925	39.090	250.0	1:55:59.431
								40	1	2:31.967	41.110	1:10.262	40.595	261.5	1:58:31.398
								41	1	2:30.568	41.735	1:09.805	39.028	238.9	2:01:01.966
								42	1	2:30.649	41.308	1:10.043	39.298	258.9	2:03:32.615
								43	1	2:32.104	41.844	1:10.621	39.639	259.6	2:06:04.719
								44	1	2:31.254	41.000	1:10.574	39.680	261.5	2:08:35.973
								45	1	2:32.465	42.122	1:11.624	38.719	235.8	2:11:08.438
								46	1	2:32.180	40.786	1:11.453	39.941	264.0	2:13:40.618
								47	1	2:31.463	41.257	1:10.990	39.216	258.3	2:16:12.081
								48	1	2:32.664	41.398	1:11.836	39.430	257.1	2:18:44.745
								49	1	2:31.934	41.606	1:10.907	39.421	253.5	2:21:16.679
								50	1	2:33.869	41.846	1:12.540	39.483	222.2	2:23:50.548
								51	1	2:31.892	41.189	1:10.865	39.838	257.7	2:26:22.440





Spa Francorchamps
GT Cup Europe
Race
Lap Analysis



57

Fidel Castillo

Porsche 992 GT3 Cup 67

Gianluca De Lorenzi

Porsche 992 GT3 Cup

PROAM

Nicolas Vandierendonck

Q1-trackracing

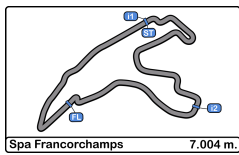
AM

Stefano Borghi

GDL Racing

Lap	D	Time	Sector 1	Sector 2	Sector 3	T. Spd	Elapsed	Lap	D	Time	Sector 1	Sector 2	Sector 3	T. Spd	Elapsed
1	2	2:52.403	57.565	1:14.293	40.545	223.1	2:52.403	1	1	2:51.107	57.852	1:13.151	40.104	215.1	2:51.107
2	2	2:30.286	41.861	1:09.404	39.021	257.7	5:22.689	2	1	2:29.925	41.163	1:09.817	38.945	263.4	5:21.032
3	2	2:30.866	41.646	1:10.548	38.672	239.4	7:53.555	3	1	2:29.371	41.490	1:09.525	38.356	251.7	7:50.403
4	2	2:29.536	41.303	1:09.506	38.727	261.5	10:23.091	4	1	2:27.652	41.008	1:08.789	37.855	259.6	10:18.055
5	2	2:30.290	41.304	1:09.746	39.240	261.5	12:53.381	5	1	2:29.761	41.298	1:09.795	38.668	260.2	12:47.816
6	2	2:30.612	41.675	1:09.665	39.272	262.1	15:23.993	6	1	2:28.436	41.235	1:08.722	38.479	261.5	15:16.252
7	2	2:31.978	41.548	1:11.323	39.107	257.1	17:55.971	7	1	2:30.577	41.756	1:10.374	38.447	236.3	17:46.829
8	2	2:29.594	41.397	1:09.138	39.059	258.3	20:25.565	8	1	2:28.998	40.767	1:09.551	38.680	245.4	20:15.827
9	2	2:29.224	41.650	1:09.283	38.291	257.1	22:54.789	9	1	2:29.127	41.393	1:09.229	38.505	260.2	22:44.954
10	2	2:29.630	41.149	1:09.745	38.736	257.7	25:24.419	10	1	2:28.907	41.528	1:09.131	38.248	259.6	25:13.861
11	2	2:33.423	41.781	1:09.751	41.891	257.1	27:57.842	11	1	2:30.291	41.417	1:09.373	39.501	259.6	27:44.152
12	2	3:05.073	55.781	1:17.697	51.595	221.3	31:02.915	12	1	2:57.235	1:03.291	1:14.041	39.903	219.0	30:41.387
13	2	2:37.044	43.534	1:12.554	40.956	248.2	33:39.959	13	1	2:53.861	42.385	1:11.747	59.729	254.7	33:35.248
14	2	3:37.353 P	59.124	1:27.904	1:10.325	145.7	37:17.312	14	1	3:31.565	1:00.082	1:28.989	1:02.494	163.6	37:06.813
15	1	5:59.530	4:11.317	1:09.822	38.391	234.7	43:16.842	15	1	2:29.538	41.202	1:09.324	39.012	256.5	39:36.351
16	1	2:30.179	41.700	1:09.066	39.413	258.3	45:47.021	16	1	2:30.085	42.203	1:08.890	38.992	260.2	42:06.436
17	1	2:35.353	41.083	1:10.703	43.567	260.8	48:22.374	17	1	2:40.246 P	41.280	1:09.264	49.702	261.5	44:46.682
18	1	2:43.192	45.615	1:15.003	42.574	235.8	51:05.566	18	2	6:15.699	4:17.285	1:16.400	42.014	217.3	51:02.381
19	1	2:37.859	43.918	1:11.745	42.196	234.2	53:43.425	19	2	2:39.050	43.288	1:13.972	41.790	239.4	53:41.431
20	1	2:33.395	41.458	1:13.666	38.271	258.9	56:16.820	20	2	2:39.550	42.999	1:15.369	40.982	254.1	56:20.781
21	1	2:29.827	41.742	1:09.263	38.822	259.6	58:46.647	21	2	2:37.513	42.491	1:13.652	41.370	254.7	58:58.294
22	1	2:31.792	41.541	1:10.160	40.091	259.6	1:01:18.439	22	2	2:36.412	41.936	1:14.368	40.108	256.5	1:01:34.706
23	1	2:30.719	41.472	1:10.857	38.390	262.1	1:03:49.158	23	2	2:48.391 P	43.741	1:13.706	50.944	247.1	1:04:23.097
24	1	2:31.018	41.663	1:10.331	39.024	258.3	1:06:20.176	24	1	6:03.971	4:11.908	1:12.298	39.765	211.3	1:10:27.068
25	1	2:29.908	41.298	1:10.124	38.486	260.8	1:08:50.084	25	1	2:32.293	42.144	1:11.339	38.810	255.3	1:12:59.361
26	1	2:36.884 P	41.815	1:09.783	45.286	257.1	1:11:26.968	26	1	2:31.079	41.979	1:09.906	39.194	258.3	1:15:30.440
27	2	6:02.925	4:14.911	1:09.573	38.441	233.7	1:17:29.893	27	1	2:33.381	42.151	1:11.924	39.306	232.2	1:18:03.821
28	2	2:27.731	41.147	1:08.390	38.194	258.3	1:19:57.624	28	1	2:31.978	42.046	1:11.202	38.730	259.6	1:20:35.799
29	2	2:31.231	42.349	1:09.768	39.114	242.1	1:22:28.855	29	1	2:39.931	41.913	1:16.679	41.339	258.9	1:23:15.730
30	2	3:25.465	48.925	1:30.343	1:06.197	85.9	1:25:54.320	30	1	2:58.046	43.652	1:11.726	1:02.668	237.3	1:26:13.776
31	2	3:42.699	1:06.882	1:39.725	56.092	165.1	1:29:37.019	31	1	3:34.640	1:06.914	1:35.542	52.184	145.1	1:29:48.416
32	2	2:34.640	41.382	1:10.147	43.111	261.5	1:32:11.659	32	1	2:45.472	41.819	1:09.652	54.001	258.3	1:32:33.888
33	2	3:59.339	1:03.274	1:58.053	58.012	118.4	1:36:10.998	33	1	3:55.143	57.739	1:59.547	57.857	168.2	1:36:29.031
34	2	3:48.887 P	1:03.998	1:34.752	1:10.137	128.2	1:39:59.885	34	1	3:32.836	1:03.349	1:29.748	59.739	112.1	1:40:01.867
35	1	6:00.966	4:13.290	1:09.771	37.905	242.1	1:46:00.851	35	1	2:29.719	41.639	1:09.679	38.401	260.8	1:42:31.586
36	1	2:27.435	41.530	1:08.053	37.852	258.3	1:48:28.286	36	1	2:28.475	41.737	1:08.582	38.156	262.1	1:45:00.061
37	1	2:28.818	41.561	1:09.251	38.006	257.1	1:50:57.104	37	1	2:28.495	41.861	1:08.736	37.898	253.5	1:47:28.556
38	1	2:27.785	41.340	1:08.466	37.979	258.3	1:53:24.889	38	1	2:35.085 P	41.254	1:09.102	44.729	253.5	1:50:03.641
39	1	2:29.925	41.314	1:09.648	38.963	261.5	1:55:54.814	39	2	6:10.831	4:15.880	1:14.400	40.551	218.1	1:56:14.472
40	1	2:29.010	41.550	1:09.110	38.350	255.9	1:58:23.824	40	2	2:34.963	41.706	1:11.497	41.760	258.3	1:58:49.435
41	1	2:31.156	41.225	1:10.057	39.874	260.8	2:00:54.980	41	2	2:34.778	41.501	1:13.845	39.432	261.5	2:01:24.213
42	1	2:29.623	41.668	1:09.346	38.609	261.5	2:03:24.603	42	2	2:34.630	41.699	1:13.210	39.721	255.3	2:03:58.843
43	1	2:31.375	42.631	1:09.379	39.365	254.7	2:05:55.978	43	2	2:34.678	41.564	1:12.960	40.154	256.5	2:06:33.521
44	1	2:29.894	41.299	1:09.516	39.079	260.8	2:08:25.872	44	2	2:33.715	41.887	1:11.908	39.920	247.7	2:09:07.236
45	1	2:32.889	41.726	1:10.452	40.711	247.7	2:10:58.761	45	2	2:34.192	42.087	1:11.602	40.503	255.3	2:11:41.428
46	1		42.619			228.8		46	2	2:35.771	42.521	1:12.902	40.348	252.9	2:14:17.199
								47	2	2:35.313	42.167	1:13.108	40.038	253.5	2:16:52.512
								48	2	2:34.827	41.417	1:12.899	40.511	260.2	2:19:27.339
								49	2	2:35.405	42.143	1:12.473	40.789	260.8	2:22:02.744
								50	2	2:35.873	42.554	1:13.142	40.177	251.7	2:24:38.617





Spa Francorchamps
GT Cup Europe
Race
Lap Analysis



68

Samuele Bosio

Porsche 992 GT3 Cup **70**

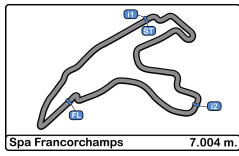
Roberto Bosio

Porsche 911 GT3 Cup gen 2

AM Glauco Solieri GDL Racing AM Maurizio Fondi GDL Racing

Lap	D	Time	Sector 1	Sector 2	Sector 3	T. Spd	Elapsed	Lap	D	Time	Sector 1	Sector 2	Sector 3	T. Spd	Elapsed
1	2	2:53.362	59.524	1:14.232	39.606	217.3	2:53.362	1	1	2:59.019	1:00.141	1:16.121	42.757	222.6	2:59.019
2	2	2:30.689	42.456	1:09.603	38.630	254.1	5:24.051	2	1	2:40.015	43.222	1:15.766	41.027	232.7	5:39.034
3	2	2:30.815	41.744	1:10.054	39.017	251.7	7:54.866	3	1	2:39.643	44.245	1:14.114	41.284	228.8	8:18.677
4	2	2:30.855	41.638	1:09.762	39.455	250.5	10:25.721	4	1	2:38.940	42.562	1:14.806	41.572	235.8	10:57.617
5	2	2:30.589	42.117	1:09.654	38.818	252.3	12:56.310	5	1	2:39.350	43.374	1:15.100	40.876	228.8	13:36.967
6	2	2:31.375	41.744	1:10.965	38.666	257.1	15:27.685	6	1	2:38.127	42.976	1:14.916	40.235	235.2	16:15.094
7	2	2:31.215	41.856	1:10.239	39.120	254.7	17:58.900	7	1	2:38.909	43.368	1:15.191	40.350	228.3	18:54.003
8	2	2:32.969	42.229	1:10.887	39.853	246.5	20:31.869	8	1	2:43.575	43.474	1:18.997	41.104	232.2	21:37.578
9	2	2:33.090	42.070	1:10.915	40.105	252.9	23:04.959	9	1	2:40.548	44.208	1:14.478	41.862	209.7	24:18.126
10	2	2:31.926	42.826	1:10.230	38.870	254.7	25:36.885	10	1	2:42.535	43.606	1:17.212	41.717	228.3	27:00.661
11	2	2:32.215	41.693	1:10.132	40.390	254.7	28:09.100	11	1	2:44.978	43.778	1:18.661	42.539	213.8	29:45.639
12	2	2:56.865	48.752	1:15.817	52.296	224.0	31:05.965	12	1	3:42.974 P	44.582	1:41.457	1:16.935	208.4	33:28.613
13	2	2:38.628	44.606	1:13.973	40.049	234.2	33:44.593	13	2	6:27.815	4:33.098	1:13.706	41.011	232.2	39:56.428
14	2	3:28.103	56.069	1:28.821	1:03.213	163.8	37:12.696	14	2	2:37.210	42.458	1:13.821	40.931	238.4	42:33.638
15	2	2:31.489	41.938	1:10.643	38.908	252.9	39:44.185	15	2	2:39.443	42.880	1:13.775	42.788	257.7	45:13.081
16	2	2:40.077 P	41.989	1:10.793	47.295	248.8	42:24.262	16	2	2:41.191	42.934	1:15.873	42.384	250.0	47:54.272
17	1	6:11.106	4:14.636	1:13.679	42.791	239.4	48:35.368	17	2	2:43.528	43.875	1:16.672	42.981	249.4	50:37.800
18	1	2:42.861	44.795	1:14.197	43.869	224.0	51:18.229	18	2	3:00.043	43.358	1:16.742	59.943	242.6	53:37.843
19	1	2:37.491	43.002	1:13.904	40.585	244.3	53:55.720	19	2	2:45.404	43.987	1:19.702	41.715	219.9	56:23.247
20	1	2:40.681	48.032	1:12.396	40.253	250.0	56:36.401	20	2	2:46.540	44.422	1:19.388	42.730	250.5	59:09.787
21	1	2:33.963	42.377	1:11.312	40.274	258.3	59:10.364	21	2	2:41.160	44.960	1:15.067	41.133	197.4	1:01:50.947
22	1	2:36.750	44.063	1:11.603	41.084	252.9	1:01:47.114	22	2	2:38.784	42.605	1:15.211	40.968	250.5	1:04:29.731
23	1	2:37.955	43.051	1:13.301	41.603	253.5	1:04:25.069	23	2	2:39.876	42.886	1:15.175	41.815	255.9	1:07:09.607
24	1	2:47.059	42.654	1:24.031	40.374	257.7	1:07:12.128	24	2	2:51.831 P	44.126	1:16.441	51.264	250.0	1:10:01.438
25	1	2:34.662	41.878	1:13.118	39.666	250.5	1:09:46.790	25	1	6:29.864	4:31.393	1:16.292	42.179	201.1	1:16:31.302
26	1	2:33.523	41.893	1:12.275	39.355	254.7	1:12:20.313	26	1	2:43.076	44.484	1:16.774	41.818	236.8	1:19:14.378
27	1	2:44.202 P	41.655	1:13.766	48.781	258.9	1:15:04.515	27	1	2:40.463	43.587	1:15.281	41.595	232.7	1:21:54.841
28	2	6:03.886	4:13.511	1:10.967	39.408	235.8	1:21:08.401	28	1	3:45.971	1:05.541	1:35.141	1:05.289	126.9	1:25:40.812
29	2	2:35.529	43.389	1:11.831	40.309	235.2	1:23:43.930	29	1	3:47.228	1:05.467	1:42.965	58.796	133.0	1:29:28.040
30	2	2:36.834	42.962	1:11.361	42.511	229.2	1:26:20.764	30	1	2:47.190	44.029	1:18.288	44.873	221.7	1:32:15.230
31	2	3:30.678	1:03.891	1:36.155	50.632	186.5	1:29:51.442	31	1	3:59.226	1:02.244	1:58.655	58.327	121.0	1:36:14.456
32	2	2:45.965	41.749	1:10.803	53.413	258.9	1:32:37.407	32	1	3:38.315	1:04.387	1:32.831	1:01.097	144.5	1:39:52.771
33	2	3:56.185	58.574	1:59.364	58.247	164.6	1:36:33.592	33	1	2:47.451 P	43.427	1:14.359	49.665	225.0	1:42:40.222
34	2	3:33.016	1:03.980	1:28.988	1:00.048	120.9	1:40:06.608	34	2	6:46.309	4:43.359	1:19.421	43.529	193.8	1:49:26.531
35	2	2:32.468	42.293	1:10.531	39.644	252.9	1:42:39.076	35	2	2:40.537	43.713	1:15.574	41.250	232.7	1:52:07.068
36	2	2:28.882	41.501	1:09.234	38.147	257.1	1:45:07.958	36	2	2:36.421	42.652	1:13.288	40.481	249.4	1:54:43.489
37	2	2:37.130 P	41.644	1:09.578	45.908	257.1	1:47:45.088	37	2	2:37.262	42.701	1:13.766	40.795	254.7	1:57:20.751
38	1	6:13.305	4:21.507	1:11.235	40.563	242.1	1:53:58.393	38	2	2:38.754	43.046	1:13.852	41.856	254.1	1:59:59.505
39	1	2:33.333	41.888	1:11.799	39.646	253.5	1:56:31.726	39	2	2:37.622	42.632	1:14.265	40.725	250.5	2:02:37.127
40	1	2:33.757	41.810	1:10.870	41.077	255.3	1:59:05.483	40	2	2:40.061	43.127	1:14.163	42.771	254.1	2:05:17.188
41	1	2:36.398	43.296	1:13.011	40.091	248.2	2:01:41.881	41	2	2:39.406	44.020	1:14.358	41.028	250.0	2:07:56.594
42	1	2:34.543	43.021	1:12.094	39.428	257.7	2:04:16.424	42	2	2:42.930	42.562	1:18.904	41.464	250.0	2:10:39.524
43	1	2:33.944	42.449	1:12.216	39.279	254.1	2:06:50.368	43	2	2:41.145	43.661	1:16.269	41.215	238.4	2:13:20.669
44	1	2:33.227	41.709	1:12.247	39.271	258.3	2:09:23.595	44	2	2:38.787	42.772	1:14.915	41.100	237.8	2:15:59.456
45	1	2:34.069	42.042	1:12.287	39.740	255.3	2:11:57.664	45	2	2:44.172	43.292	1:19.283	41.597	241.0	2:18:43.628
46	1	2:34.132	42.310	1:12.188	39.634	253.5	2:14:31.796	46	2	2:40.218	43.024	1:15.630	41.564	232.7	2:21:23.846
47	1	2:36.450	42.254	1:12.793	41.403	238.4	2:17:08.246	47	2	2:36.166	42.218	1:13.346	40.602	253.5	2:24:00.012
48	1	2:33.864	42.028	1:12.252	39.584	251.1	2:19:42.110	48	2	2:36.455	42.575	1:13.428	40.452	251.1	2:26:36.467
49	1	2:34.927	41.854	1:13.455	39.618	255.9	2:22:17.037								
50	1	2:33.918	41.915	1:11.439	40.564	257.1	2:24:50.955								





Spa Francorchamps
GT Cup Europe
Race
Lap Analysis



73

Axel Van Straaten

Porsche 992 GT3 Cup

77

Jori Ala-Jyrä

Porsche 992 GT3 Cup

PROAM

Remi Van Straaten

Axel Van Straaten / Orhès Racing

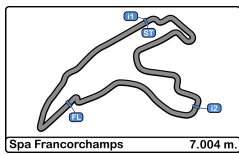
AM

Alex Reimann

EST1 Racing

Lap	D	Time	Sector 1	Sector 2	Sector 3	T. Spd	Elapsed	Lap	D	Time	Sector 1	Sector 2	Sector 3	T. Spd	Elapsed
1	2	2:49.139	56.196	1:13.220	39.723	215.1	2:49.139	1	2	2:46.314	55.040	1:10.569	40.705	237.3	2:46.314
2	2	2:29.680	41.237	1:09.663	38.780	241.0	5:18.819	2	2	2:28.794	41.158	1:08.454	39.182	251.1	5:15.108
3	2	2:29.910	41.439	1:10.181	38.290	226.4	7:48.729	3	2	2:30.555	42.206	1:09.368	38.981	254.1	7:45.663
4	2	2:28.558	40.475	1:09.731	38.352	260.8	10:17.287	4	2	2:30.664	41.461	1:10.818	38.385	232.7	10:16.327
5	2	2:28.989	40.991	1:09.845	38.153	229.2	12:46.276	5	2	2:29.360	41.567	1:09.520	38.273	256.5	12:45.687
6	2	2:28.695	40.946	1:08.962	38.787	247.7	15:14.971	6	2	2:28.520	40.919	1:08.802	38.799	262.7	15:14.207
7	2	2:30.191	42.463	1:09.149	38.579	252.3	17:45.162	7	2	2:31.944	43.587	1:10.168	38.189	255.9	17:46.151
8	2	2:28.666	41.168	1:09.180	38.318	232.2	20:13.828	8	2	2:28.484	41.203	1:08.991	38.290	260.2	20:14.635
9	2	2:28.340	41.008	1:09.336	37.996	256.5	22:42.168	9	2	2:28.745	41.297	1:09.107	38.341	260.8	22:43.380
10	2	2:28.346	40.866	1:09.131	38.349	255.3	25:10.514	10	2	2:29.008	41.427	1:08.933	38.648	260.8	25:12.388
11	2	2:29.230	40.957	1:09.426	38.847	252.9	27:39.744	11	2	2:29.937	41.521	1:09.645	38.771	259.6	27:42.325
12	2	2:54.951	1:02.137	1:13.092	39.722	217.7	30:34.695	12	2	2:53.211	1:01.319	1:12.684	39.208	199.6	30:35.536
13	2	2:58.301	41.760	1:12.247	1:04.294	243.2	33:32.996	13	2	2:58.031	42.103	1:11.903	1:04.025	245.4	33:33.567
14	2	3:32.741	59.016	1:30.915	1:02.810	164.8	37:05.737	14	2	3:32.678	59.021	1:30.910	1:02.747	163.8	37:06.245
15	2	2:36.407 P	40.973	1:09.683	45.751	250.0	39:42.144	15	2	2:29.881	41.068	1:09.388	39.425	260.8	39:36.126
16	1	6:04.493	4:14.894	1:10.298	39.301	246.0	45:46.637	16	2	2:29.219	41.580	1:09.131	38.508	259.6	42:05.345
17	1	2:36.796	41.157	1:12.745	42.894	257.1	48:23.433	17	2	2:39.180 P	41.312	1:09.500	48.368	262.1	44:44.525
18	1	2:42.975	45.166	1:15.616	42.193	223.6	51:06.408	18	1	6:19.296	4:20.738	1:16.135	42.423	235.8	51:03.821
19	1	2:38.056	43.736	1:12.450	41.870	231.7	53:44.464	19	1	2:38.691	42.487	1:14.005	42.199	239.4	53:42.512
20	1	2:35.692	42.041	1:13.826	39.825	247.7	56:20.156	20	1	2:46.675	42.565	1:17.320	46.790	244.8	56:29.187
21	1	2:32.689	41.278	1:11.571	39.840	262.1	58:52.845	21	1	2:39.527	43.202	1:14.935	41.390	261.5	59:08.714
22	1	2:33.562	42.123	1:11.385	40.054	236.3	1:01:26.407	22	1	2:37.838	42.915	1:13.003	41.920	257.1	1:01:46.552
23	1	2:31.123	41.069	1:10.329	39.725	262.1	1:03:57.530	23	1	2:50.902 P	43.709	1:14.412	52.781	241.0	1:04:37.454
24	1	2:31.192	41.512	1:10.663	39.017	258.9	1:06:28.722	24	2	6:14.108	4:21.071	1:12.634	40.403	220.8	1:10:51.562
25	1	2:37.391 P	40.863	1:10.193	46.335	262.1	1:09:06.113	25	2	2:29.240	41.743	1:09.481	38.016	254.7	1:13:20.802
								26	2	2:27.689	41.387	1:08.211	38.091	260.2	1:15:48.491
								27	2	2:28.294	41.166	1:09.488	37.640	241.6	1:18:16.785
								28	2	2:26.948	40.815	1:08.106	38.027	264.0	1:20:43.733
								29	2	2:33.625	40.668	1:11.895	41.062	262.1	1:23:17.358
								30	2	2:58.019	43.257	1:12.379	1:02.383	218.6	1:26:15.377
								31	2	3:34.626	1:06.754	1:36.071	51.801	148.5	1:29:50.003
								32	2	2:45.403	41.119	1:10.556	53.728	245.4	1:32:35.406
								33	2	3:54.927	57.946	1:59.096	57.885	170.3	1:36:30.333
								34	2	3:32.341	1:03.919	1:29.311	59.111	125.7	1:40:02.674
								35	2	2:34.105	41.354	1:12.637	40.114	256.5	1:42:36.779
								36	2	2:27.424	40.953	1:08.609	37.862	261.5	1:45:04.203
								37	2	2:35.328 P	40.852	1:08.655	45.821	262.7	1:47:39.531
								38	1	6:16.888	4:19.886	1:16.537	40.465	244.8	1:53:56.419
								39	1	2:37.983	43.876	1:13.666	40.441	256.5	1:56:34.402
								40	1	2:36.592	42.490	1:12.978	41.124	236.8	1:59:10.994
								41	1	2:37.645	44.107	1:13.063	40.475	257.1	2:01:48.639
								42	1	2:33.115	41.884	1:11.652	39.579	260.8	2:04:21.754
								43	1	2:34.089	42.171	1:12.400	39.518	255.3	2:06:55.843
								44	1	2:34.339	42.458	1:12.086	39.795	252.9	2:09:30.182
								45	1	2:32.694	41.788	1:11.350	39.556	257.1	2:12:02.876
								46	1	2:33.730	42.703	1:11.244	39.783	255.3	2:14:36.606
								47	1	2:33.590	41.930	1:11.738	39.922	255.3	2:17:10.196
								48	1	2:32.943	42.504	1:11.085	39.354	258.9	2:19:43.139
								49	1	2:34.808	42.890	1:11.918	40.000	258.9	2:22:17.947
								50	1	2:34.414	42.217	1:11.006	41.191	256.5	2:24:52.361





Spa Francorchamps
GT Cup Europe
Race
Lap Analysis



80

Iván Velasco

Ferrari 488 Challenge Evo

81

Luca Ludwig

Ferrari 488 Challenge Evo

PROAM

Jorge Cabezas

Mertel Motorsport

PROAM

Axel Sartingen

Mertel Motorsport

Lap	D	Time	Sector 1	Sector 2	Sector 3	T. Spd	Elapsed	Lap	D	Time	Sector 1	Sector 2	Sector 3	T. Spd	Elapsed
1	2	2:47.244	56.033	1:11.183	40.028	247.7	2:47.244	1	2	2:51.469	56.468	1:14.918	40.083	216.8	2:51.469
2	2	2:29.003	40.909	1:10.085	38.009	255.3	5:16.247	2	2	2:30.001	41.517	1:09.781	38.703	264.0	5:21.470
3	2	2:29.991	41.746	1:10.685	37.560	261.5	7:46.238	3	2	2:30.715	41.628	1:10.364	38.723	254.7	7:52.185
4	2	2:29.608	40.818	1:10.665	38.125	253.5	10:15.846	4	2	2:29.398	40.841	1:09.583	38.974	267.3	10:21.583
5	2	2:27.519	40.928	1:08.819	37.772	266.0	12:43.365	5	2	2:30.810	41.658	1:09.822	39.330	264.7	12:52.393
6	2	2:27.914	40.251	1:09.833	37.830	262.7	15:11.279	6	2	2:30.788	41.245	1:10.084	39.459	258.9	15:23.181
7	2	2:26.763	40.683	1:08.793	37.287	267.3	17:38.042	7	2	2:29.688	41.282	1:09.989	38.417	264.7	17:52.869
8	2	2:30.123	41.987	1:09.973	38.163	264.7	20:08.165	8	2	2:29.550	41.342	1:09.896	38.312	263.4	20:22.419
9	2	2:27.809	40.819	1:09.185	37.805	264.7	22:35.974	9	2	2:29.383	40.917	1:10.080	38.386	257.1	22:51.802
10	2	2:27.940	40.769	1:09.426	37.745	265.3	25:03.914	10	2	2:29.980	41.324	1:09.859	38.797	262.1	25:21.782
11	2	2:27.872	40.570	1:09.242	38.060	265.3	27:31.786	11	2	2:33.738	41.566	1:11.423	40.749	252.3	27:55.520
12	2	2:33.391	41.418	1:12.607	39.366	253.5	30:05.177	12	2	3:01.157	56.218	1:17.010	47.929	206.8	30:56.677
13	2	3:22.224	43.185	1:35.252	1:03.787	244.3	33:27.401	13	2	2:49.756 P	42.701	1:12.246	54.809	236.8	33:46.433
14	2	3:35.607	1:01.103	1:31.743	1:02.761	175.3	37:03.008	14	1	7:01.637	5:14.657	1:09.199	37.781	248.2	40:48.070
15	2	2:35.130 P	40.327	1:10.015	44.788	267.3	39:38.138	15	1	2:26.730	40.466	1:08.802	37.462	264.0	43:14.800
16	1	6:01.151	4:12.626	1:10.411	38.114	247.7	45:39.289	16	1	2:26.391	40.306	1:08.488	37.597	264.0	45:41.191
17	1	2:38.227	41.092	1:13.649	43.486	264.0	48:17.516	17	1	2:35.590	40.157	1:11.944	43.489	264.7	48:16.781
18	1	2:38.764	42.682	1:15.269	40.813	230.2	50:56.280	18	1	2:38.520	42.608	1:15.387	40.525	233.7	50:55.301
19	1	2:43.307	41.659	1:10.553	51.095	244.3	53:39.587	19	1	2:43.164	41.821	1:10.276	51.067	244.8	53:38.465
20	1	2:31.571	42.128	1:11.160	38.283	254.1	56:11.158	20	1	2:28.040	40.973	1:08.850	38.217	265.3	56:06.505
21	1	2:32.816	42.279	1:11.434	39.103	228.3	58:43.974	21	1	2:27.656	40.131	1:09.540	37.985	246.5	58:34.161
22	1	2:33.708	41.809	1:11.854	40.045	244.3	1:01:17.682	22	1	2:29.325	40.479	1:10.064	38.782	267.9	1:01:03.486
23	1	2:34.132	41.768	1:11.555	40.809	262.7	1:03:51.814	23	1	2:26.769	40.536	1:08.795	37.438	269.3	1:03:30.255
24	1	2:31.821	41.755	1:11.207	38.859	259.6	1:06:23.635	24	1	2:27.802	40.134	1:09.544	38.124	267.9	1:05:58.057
25	1	2:40.780 P	41.227	1:11.501	48.052	260.2	1:09:04.415	25	1	2:28.494	40.736	1:10.107	37.651	251.7	1:08:26.551
26	2	6:04.324	4:14.694	1:10.970	38.660	254.7	1:15:08.739	26	1	2:29.575	40.293	1:10.917	38.365	217.7	1:10:56.126
27	2	2:28.195	40.690	1:09.802	37.703	266.0	1:17:36.934	27	1	2:26.772	40.386	1:08.910	37.476	264.7	1:13:22.898
28	2	2:28.387	40.045	1:10.195	38.147	269.3	1:20:05.321	28	1	2:34.040 P	40.078	1:09.534	44.428	252.3	1:15:56.938
29	2	2:30.432	40.486	1:09.470	40.476	267.3	1:22:35.753	29	2	6:21.304	4:24.266	1:12.503	44.535	226.8	1:22:18.242
30	2	3:20.823	44.648	1:30.513	1:05.662	86.5	1:25:56.576	30	2	3:32.601	54.239	1:32.217	1:06.145	87.1	1:25:50.843
31	2	3:41.390	1:08.749	1:37.408	55.233	179.7	1:29:37.966	31	2	3:43.167	1:06.965	1:39.436	56.766	138.9	1:29:34.010
32	2	2:38.877	40.901	1:13.165	44.811	244.8	1:32:16.843	32	2		42.295				240.5

90

Shintaro Akatsu

Porsche 992 GT3 Cup

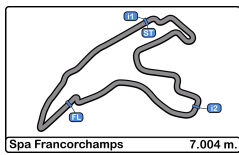
PROAM

Enrico Fulgenzi

Enrico Fulgenzi Racing / Enrico

Lap	D	Time	Sector 1	Sector 2	Sector 3	T. Spd	Elapsed
1	1	2:50.052	54.371	1:14.831	40.850	217.7	2:50.052
2	1						
3	1						
4	1						
5	1						
6	1						
7	1						
8	1						
9	1						
10	1						
11	1						
12	1						
13	1						
14	1						
15	1						
16	1						
17	1						
18	1						
19	1						
20	1						
21	1						
22	1						
23	1						
24	1						
25	1						
26	1						
27	1						
28	1						
29	1						
30	1						
31	1						
32	1						
33	1						
34	1						
35	1						
36	1						
37	1						
38	1						
39	1						
40	1						
41	1						
42	1						
43	1						
44	1						
45	1						
46	1						
47	1						
48	1						
49	1						
50	1						
51	1						



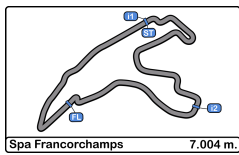


Spa Francorchamps
GT Cup Europe
Race
Lap Analysis



111							116								
Fabio Fabiani							Evgenii Leonov								
Stefano Zerbi							Adam Christodolou								
Eugenio Pisani / SP Racing							Volcano Motorsport								
Lap	D	Time	Sector 1	Sector 2	Sector 3	T. Spd	Elapsed	Lap	D	Time	Sector 1	Sector 2	Sector 3	T. Spd	Elapsed
1	1	2:56.269	58.874	1:16.357	41.038	233.7	2:56.269	1	1	2:49.747	57.035	1:13.249	39.463	219.9	2:49.747
2	1	2:35.282	42.050	1:13.205	40.027	228.8	5:31.551	2	1	2:30.390	40.941	1:10.807	38.642	255.3	5:20.137
3	1	2:35.394	41.767	1:13.129	40.498	240.0	8:06.945	3	1	2:29.849	41.194	1:10.091	38.564	257.1	7:49.986
4	1	2:31.636	41.529	1:10.722	39.385	255.3	10:38.581	4	1	2:30.336	41.473	1:09.924	38.939	243.7	10:20.322
5	1	2:32.694	41.962	1:11.068	39.664	251.1	13:11.275	5	1	2:30.631	41.379	1:10.164	39.088	262.7	12:50.953
6	1	2:32.448	41.593	1:11.556	39.299	259.6	15:43.723	6	1	2:29.639	40.944	1:10.134	38.561	262.7	15:20.592
7	1	2:33.470	41.892	1:12.205	39.373	226.8	18:17.193	7	1	2:29.468	41.059	1:10.044	38.365	263.4	17:50.060
8	1	2:33.242	41.727	1:11.915	39.600	257.7	20:50.435	8	1	2:30.115	41.420	1:09.667	39.028	261.5	20:20.175
9	1	2:33.609	41.800	1:11.956	39.853	252.9	23:24.044	9	1	2:29.730	41.276	1:09.957	38.497	260.2	22:49.905
10	1	2:33.364	42.026	1:12.056	39.282	245.4	25:57.408	10	1	2:29.474	41.300	1:09.986	38.188	256.5	25:19.379
11	1	2:42.188	41.844	1:12.291	48.053	248.8	28:39.596	11	1	2:31.337	41.304	1:10.297	39.736	256.5	27:50.716
12	1	2:54.252	56.186	1:17.217	40.849	225.0	31:33.848	12	1	2:52.464	57.688	1:13.875	40.901	222.2	30:43.180
13	1	2:35.243	42.281	1:13.067	39.895	243.2	34:09.091	13	1	2:52.254	42.317	1:11.528	58.409	257.1	33:35.434
14	1	3:13.836 P	41.962	1:19.566	1:12.308	248.8	37:22.927	14	1	3:39.773 P	1:00.649	1:28.698	1:10.426	160.9	37:15.207
15	2	6:17.721	4:17.515	1:16.881	43.325	237.8	43:40.648	15	2	6:00.392	4:13.380	1:08.988	38.024	246.5	43:15.599
16	2	2:45.485	44.048	1:16.827	44.610	204.9	46:26.133	16	2	2:26.552	40.626	1:07.753	38.173	263.4	45:42.151
17	2	2:43.583	44.244	1:17.376	41.963	230.2	49:09.716	17	2	2:35.812	40.668	1:11.680	43.464	262.7	48:17.963
18	2	2:45.574	44.168	1:17.308	44.098	240.0	51:55.290	18	2	2:38.819	42.522	1:15.315	40.982	227.3	50:56.782
19	2	2:42.711	45.368	1:16.214	41.129	240.0	54:38.001	19	2	2:43.042	41.679	1:10.259	51.104	237.8	53:39.824
20	2	2:38.162	44.243	1:13.309	40.610	210.9	57:16.163	20	2	2:29.747	42.318	1:09.470	37.959	242.1	56:09.571
21	2	2:38.114	42.712	1:14.889	40.513	250.0	59:54.277	21	2	2:26.976	40.423	1:08.136	38.417	266.0	58:36.547
22	2	2:38.131	43.110	1:14.355	40.666	237.3	1:02:32.408	22	2	2:27.834	40.425	1:09.209	38.200	266.6	1:01:04.381
23	2	2:48.733 P	43.726	1:14.939	50.068	239.4	1:05:21.141	23	2	2:27.535	40.742	1:08.354	38.439	265.3	1:03:31.916
24	1	6:09.167	4:15.411	1:13.250	40.506	223.6	1:11:30.308	24	2	2:28.360	40.594	1:08.400	39.366	265.3	1:06:00.276
25	1	2:33.508	41.908	1:11.478	40.122	255.3	1:14:03.816	25	2	2:34.742 P	40.666	1:09.271	44.805	239.4	1:08:35.018
26	1	2:33.256	42.138	1:11.321	39.797	253.5	1:16:37.072	26	1	6:04.224	4:16.746	1:09.443	38.035	242.6	1:14:39.242
27	1	2:33.703	41.836	1:12.340	39.527	252.3	1:19:10.775	27	1	2:27.894	40.911	1:08.554	38.429	263.4	1:17:07.136
28	1	2:34.983	42.705	1:12.069	40.209	230.7	1:21:45.758	28	1	2:29.510	41.016	1:10.108	38.386	264.7	1:19:36.646
29	1	3:52.740	1:12.328	1:35.764	1:04.648	133.9	1:25:38.498	29	1	2:42.325	40.603	1:17.464	44.258	270.0	1:22:18.971
30	1	3:47.729	1:05.665	1:43.544	58.520	139.1	1:29:26.227	30	1	3:32.923	55.271	1:31.510	1:06.142	85.7	1:25:51.894
31	1	2:34.959	42.577	1:12.649	39.733	234.2	1:32:01.186	31	1	3:42.901	1:06.784	1:39.811	56.306	138.1	1:29:34.795
32	1	4:02.649	1:08.328	1:58.072	56.249	107.8	1:36:03.835	32	1	2:34.258	41.247	1:11.313	41.698	262.7	1:32:09.053
33	1	3:40.059	1:04.842	1:35.766	59.451	131.8	1:39:43.894	33	1	3:59.119	1:03.950	1:57.751	57.418	115.2	1:36:08.172
34	1	2:31.892	41.621	1:11.068	39.203	228.3	1:42:15.786	34	1	3:47.487 P	1:04.432	1:35.019	1:08.036	137.0	1:39:55.659
35	1	2:33.490	42.321	1:11.480	39.689	223.6	1:44:49.276	35	2	6:34.331	4:47.254	1:08.993	38.084	232.2	1:46:29.990
36	1	2:41.259 P	41.613	1:11.665	47.981	257.1	1:47:30.535	36	2	2:28.233	40.342	1:08.959	38.932	264.7	1:48:58.223
37	2	6:31.151	4:19.973	1:25.029	46.149	219.5	1:54:01.686	37	2	2:28.729	41.196	1:09.566	37.967	246.0	1:51:26.952
38	2	2:48.223	45.611	1:19.166	43.446	200.0	1:56:49.909	38	2	2:27.059	40.419	1:08.456	38.184	266.6	1:53:54.011
39	2	2:40.808	44.693	1:15.343	40.772	235.8	1:59:30.717	39	2	2:25.881	40.168	1:07.909	37.804	266.0	1:56:19.892
40	2	2:40.670	43.372	1:15.807	41.491	244.8	2:02:11.387	40	2	2:26.695	40.229	1:08.325	38.141	265.3	1:58:46.587
41	2	2:42.796	43.772	1:16.423	42.601	251.1	2:04:54.183	41	2	2:26.628	40.371	1:08.429	37.828	266.0	2:01:13.215
42	2	2:46.878	43.805	1:16.711	46.362	251.1	2:07:41.061	42	2	2:27.018	40.531	1:08.380	38.107	264.7	2:03:40.233
43	2	2:52.912	45.316	1:18.771	48.825	219.9	2:10:33.973	43	2	2:28.065	41.264	1:08.507	38.294	242.1	2:06:08.298
44	2	2:44.721	44.379	1:18.357	41.985	235.8	2:13:18.694	44	2	2:27.772	40.287	1:08.190	39.295	266.6	2:08:36.070
45	2	2:43.407	44.725	1:16.979	41.703	208.4	2:16:02.101	45	2	2:31.675	42.090	1:11.300	38.285	228.3	2:11:07.745
46	2	2:45.266	46.506	1:17.329	41.431	225.4	2:18:47.367	46	2	2:27.406	40.540	1:08.553	38.313	264.7	2:13:35.151
47	2	2:42.435	43.460	1:17.012	41.963	221.7	2:21:29.802	47	2	2:29.316	40.790	1:08.692	39.834	236.8	2:16:04.467
48	2	2:46.176	43.547	1:17.445	45.184	246.5	2:24:15.978	48	2	2:27.495	40.529	1:08.842	38.124	266.6	2:18:31.962
								49	2	2:27.885	40.654	1:08.878	38.353	264.7	2:20:59.847
								50	2	2:29.056	40.603	1:09.413	39.040	262.1	2:23:28.903
								51	2	2:33.159	42.181	1:10.582	40.396	236.8	2:26:02.062





Spa Francorchamps
GT Cup Europe
Race
Lap Analysis



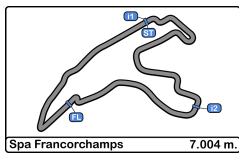
119 Stefano Bozzoni Ferrari 488 Challenge Evo **169** Alexandre Bochez Ferrari 488 Challenge

AM Fernando Navarrete							AM Mikaël Bochez								
Lap	D	Time	Sector 1	Sector 2	Sector 3	T. Spd	Elapsed	Lap	D	Time	Sector 1	Sector 2	Sector 3	T. Spd	Elapsed
1	2	2:45.737	54.410	1:10.644	40.683	245.4	2:45.737	1	1	2:48.647	56.451	1:13.524	38.672	222.2	2:48.647
2	2	2:27.955	40.479	1:08.637	38.839	270.0	5:13.692	2	1	2:32.174	42.072	1:11.043	39.059	236.3	5:20.821
3	2	2:28.727	40.388	1:10.832	37.507	266.0	7:42.419	3	1	2:30.688	41.305	1:10.735	38.648	256.5	7:51.509
4	2	2:25.775	39.970	1:08.391	37.414	270.0	10:08.194	4	1	2:29.790	40.438	1:10.038	39.314	256.5	10:21.299
5	2	2:25.983	40.173	1:08.466	37.344	270.6	12:34.177	5	1	2:30.810	41.098	1:09.875	39.837	263.4	12:52.109
6	2	2:26.277	40.055	1:08.722	37.500	271.3	15:00.454	6	1	2:30.085	40.867	1:10.418	38.800	258.9	15:22.194
7	2	2:27.040	40.848	1:08.735	37.457	272.0	17:27.494	7	1	2:29.149	40.945	1:09.976	38.228	258.3	17:51.343
8	2	2:27.216	40.267	1:09.276	37.673	270.6	19:54.710	8	1	2:29.636	40.821	1:10.154	38.661	264.0	20:20.979
9	2	2:27.148	40.179	1:09.199	37.770	255.9	22:21.858	9	1	2:29.683	41.507	1:10.101	38.075	255.3	22:50.662
10	2	2:28.615	40.487	1:09.959	38.169	263.4	24:50.473	10	1	2:29.861	41.089	1:10.238	38.534	260.2	25:20.523
11	2	2:28.215	40.347	1:09.346	38.522	264.7	27:18.688	11	1	2:31.449	41.247	1:11.062	39.140	256.5	27:51.972
12	2	2:37.786	43.102	1:14.107	40.577	222.2	29:56.474	12	1	3:03.618	57.695	1:18.229	47.694	211.3	30:55.590
13	2	3:29.963	43.783	1:40.159	1:06.021	242.6	33:26.437	13	1	2:40.469	42.684	1:11.733	46.052	250.0	33:36.059
14	2	3:34.895	59.695	1:32.716	1:02.484	146.5	37:01.332	14	1	3:40.410 P	1:01.314	1:28.073	1:11.023	155.1	37:16.469
15	2	2:28.429	40.069	1:09.608	38.752	270.0	39:29.761	15	2	6:03.690	4:14.271	1:11.004	38.415	236.8	43:20.159
16	2	2:27.076	40.293	1:09.064	37.719	267.3	41:56.837	16	2	2:31.907	41.220	1:10.731	39.956	255.9	45:52.066
17	2	2:35.476 P	40.141	1:09.049	46.286	269.3	44:32.313	17	2	2:39.926	41.087	1:15.446	43.393	256.5	48:31.992
18	1	6:14.555	4:15.262	1:15.074	44.219	234.7	50:46.868	18	2	2:42.674	44.889	1:14.701	43.084	216.0	51:14.666
19	1	2:51.451	43.446	1:13.568	54.437	239.4	53:38.319	19	2	2:34.079	43.063	1:12.522	38.494	220.4	53:48.745
20	1	2:45.837	44.202	1:19.512	42.123	230.7	56:24.156	20	2	2:50.632	41.037	1:12.847	56.748	259.6	56:39.377
21	1	2:43.932	45.063	1:16.532	42.337	234.7	59:08.088	21	2	2:34.078	43.196	1:12.023	38.859	244.8	59:13.455
22	1	2:37.472	42.822	1:13.355	41.295	246.0	1:01:45.560	22	2	2:33.721	41.271	1:11.750	40.700	238.4	1:01:47.176
23	1	2:47.491 P	43.085	1:14.442	49.964	218.6	1:04:33.051	23	2	2:32.802	41.597	1:12.082	39.123	254.7	1:04:19.978
24	2	6:05.302	4:16.582	1:10.319	38.401	251.1	1:10:38.353	24	2	2:41.747 P	41.594	1:12.491	47.662	255.9	1:07:01.725
25	2	2:30.239	40.308	1:10.989	38.942	268.6	1:13:08.592	25	1	6:02.507	4:13.314	1:10.277	38.916	251.7	1:13:04.232
26	2	2:29.150	40.604	1:09.899	38.647	267.3	1:15:37.742	26	1	2:33.446	41.454	1:13.054	38.938	247.1	1:15:37.678
27	2	2:28.478	40.717	1:09.694	38.067	270.6	1:18:06.220	27	1	2:32.607	41.372	1:11.463	39.772	251.1	1:18:10.285
28	2	2:27.567	40.041	1:09.786	37.740	258.9	1:20:33.787	28	1	2:29.232	40.769	1:10.298	38.165	266.6	1:20:39.517
29	2	2:33.081	40.669	1:12.457	39.955	263.4	1:23:06.868	29	1	2:36.665	41.017	1:14.213	41.435	263.4	1:23:16.182
30	2	3:02.958	42.625	1:13.994	1:06.339	227.8	1:26:09.826	30	1	2:58.049	43.624	1:12.170	1:02.255	229.2	1:26:14.231
31	2	3:35.583	1:07.811	1:35.671	52.101	113.4	1:29:45.409	31	1	3:34.652	1:06.815	1:35.487	52.350	145.5	1:29:48.883
32	2	2:36.952	40.422	1:10.417	46.113	262.1	1:32:22.361	32	1	2:46.994	41.368	1:12.655	52.971	252.3	1:32:35.877
33	2	4:00.800	1:03.477	1:59.449	57.874	146.3	1:36:23.161	33	1	3:55.038	58.207	1:59.218	57.613	175.6	1:36:30.915
34	2	3:35.625	1:04.573	1:30.646	1:00.406	108.6	1:39:58.786	34	1	3:39.830 P	1:04.180	1:29.125	1:06.525	127.3	1:40:10.745
35	2	2:29.416	40.610	1:10.737	38.069	260.8	1:42:28.202	35	2	6:14.928	4:23.188	1:11.996	39.744	249.4	1:46:25.673
36	2	2:27.661	40.029	1:09.667	37.965	266.6	1:44:55.863	36	2	2:34.302	41.449	1:12.239	40.614	230.2	1:48:59.975
37	2	2:28.289	40.124	1:10.116	38.049	248.8	1:47:24.152	37	2	2:32.648	42.651	1:11.123	38.874	243.7	1:51:32.623
38	2	2:34.220 P	40.410	1:09.605	44.205	264.0	1:49:58.372	38	2	2:31.405	40.746	1:11.889	38.770	258.9	1:54:04.028

166 Roberto Fecchio Porsche 992 GT3 Cup

PROAM Juuso Puhakka							GDL Racing								
Lap	D	Time	Sector 1	Sector 2	Sector 3	T. Spd	Elapsed	Lap	D	Time	Sector 1	Sector 2	Sector 3	T. Spd	Elapsed
1	1	2:55.286	58.912	1:15.819	40.555	232.7	2:55.286	39	2	2:34.529	41.748	1:13.710	39.071	261.5	1:56:38.557
2	1	2:35.651	42.368	1:13.575	39.708	253.5	5:30.937	40	2	2:32.112	41.017	1:11.840	39.255	235.2	1:59:10.669
3	1	2:35.673	42.119	1:12.240	41.314	255.9	8:06.610	41	2	2:36.370	42.873	1:13.757	39.740	229.7	2:01:47.039
4	1	2:36.260	42.798	1:13.477	39.985	255.9	10:42.870	42	2	2:29.806	40.854	1:10.813	38.139	266.0	2:04:16.845
5	1	2:34.974	42.370	1:12.344	40.260	252.9	13:17.844	43	2	2:29.988	41.152	1:10.587	38.249	264.7	2:06:46.833
6	1	2:35.251	42.291	1:13.074	39.886	248.8	15:53.095	44	2	2:30.653	40.732	1:11.001	38.920	264.7	2:09:17.486
7	1	2:35.244	42.546	1:12.651	40.047	255.9	18:28.339	45	2	2:31.082	41.956	1:10.660	38.466	259.6	2:11:48.568
8	1	2:35.389	42.413	1:12.702	40.274	255.9	21:03.728	46	2	2:30.706	40.539	1:11.188	38.979	263.4	2:14:19.274
9	1	2:35.383	42.203	1:13.421	39.759	254.1	23:39.111	47	2	2:31.319	41.153	1:11.432	38.734	254.7	2:16:50.593
10	1	7:30.768 P	42.480	5:47.941	1:00.347	254.1	31:09.879	48	2	2:30.616	40.514	1:11.458	38.644	266.6	2:19:21.209
								49	2	2:32.867	41.011	1:12.931	38.925	262.1	2:21:54.076
								50	2	2:33.641	41.230	1:12.949	39.462	254.7	2:24:27.717





Spa Francorchamps
GT Cup Europe
Race



Analysis by Lap

Num	Lap Time	Gap
Lap 1		
119	2:45.737	
77	2:46.314	00.577
80	2:47.244	01.507
52	2:47.646	01.909
169	2:48.647	02.910
73	2:49.139	03.402
116	2:49.747	04.010
90	2:50.052	04.315
21	2:50.723	04.986
67	2:51.107	05.370
81	2:51.469	05.732
44	2:51.871	06.134
57	2:52.403	06.666
68	2:53.362	07.625
166	2:55.286	09.549
111	2:56.269	10.532
70	2:59.019	13.282

Num	Lap Time	Gap
Lap 2		
119	2:27.955	
77	2:28.794	01.416
80	2:29.003	02.555
52	2:30.713	04.667
73	2:29.680	05.127
116	2:30.390	06.445
169	2:32.174	07.129
67	2:29.925	07.340
81	2:30.001	07.778
44	2:30.211	08.390
57	2:30.286	08.997
68	2:30.689	10.359
166	2:35.651	17.245
111	2:35.282	17.859
70	2:40.015	25.342

Num	Lap Time	Gap
Lap 3		
119	2:28.727	
77	2:30.555	03.244
80	2:29.991	03.819
73	2:29.910	06.310
52	2:31.299	07.239
116	2:29.849	07.567
67	2:29.371	07.984
169	2:30.688	09.090
81	2:30.715	09.766
44	2:30.544	10.207
57	2:30.866	11.136
68	2:30.815	12.447
166	2:35.673	24.191
111	2:35.394	24.526
70	2:39.643	36.258

Num	Lap Time	Gap
Lap 4		
119	2:25.775	
80	2:29.608	07.652

Num	Lap Time	Gap
Lap 5		
119	2:25.983	
80	2:27.519	09.188
77	2:29.360	11.510
73	2:28.989	12.099
67	2:29.761	13.639
116	2:30.631	16.776
52	2:31.440	17.323
169	2:30.810	17.932
81	2:30.810	18.216
44	2:31.043	19.031
57	2:30.290	19.204
68	2:30.589	22.133
111	2:32.694	37.098
166	2:34.974	43.667
70	2:39.350	1:02.790

Num	Lap Time	Gap
Lap 6		
119	2:26.277	
80	2:27.914	10.825
77	2:28.520	13.753
73	2:28.695	14.517
67	2:28.436	15.798
116	2:29.639	20.138
169	2:30.085	21.740
52	2:31.475	22.521
81	2:30.788	22.727
44	2:30.375	23.129
57	2:30.612	23.539
68	2:31.375	27.231
111	2:32.448	43.269
166	2:35.251	52.641
70	2:38.127	1:14.640

Num	Lap Time	Gap
Lap 7		
119	2:27.040	
80	2:26.763	10.548
73	2:30.191	17.668
77	2:31.944	18.657
67	2:30.577	19.335
116	2:29.468	22.566
169	2:29.149	23.849

Num	Lap Time	Gap
77	2:30.664	08.133
73	2:28.558	09.093
67	2:27.652	09.861
52	2:30.402	11.866
116	2:30.336	12.128
169	2:29.790	13.105
81	2:29.398	13.389
44	2:29.539	13.971
57	2:29.536	14.897
68	2:30.855	17.527
111	2:31.636	30.387
166	2:36.260	34.676
70	2:38.940	49.423

Num	Lap Time	Gap
Lap 8		
119	2:27.216	
80	2:30.123	13.455
73	2:28.666	19.118
77	2:28.484	19.925
67	2:28.998	21.117
116	2:30.115	25.465
169	2:29.636	26.269
81	2:29.550	27.709
57	2:29.594	30.855
44	2:30.999	33.965
52	2:33.242	36.962
68	2:32.969	37.159
111	2:33.242	55.725
166	2:35.389	1:09.018
70	2:43.575	1:42.868

Num	Lap Time	Gap
Lap 9		
119	2:27.148	
80	2:27.809	14.116
73	2:28.340	20.310
77	2:28.745	21.522
67	2:29.127	23.096
116	2:29.730	28.047
169	2:29.683	28.804
81	2:29.383	29.944
57	2:29.224	32.931
44	2:31.259	38.076
52	2:33.149	42.963
68	2:33.090	43.101
111	2:33.609	1:02.186
166	2:35.383	1:17.253
70	2:40.548	1:56.268

Num	Lap Time	Gap
Lap 10		
119	2:28.615	
80	2:27.940	13.441
73	2:28.346	20.041
77	2:29.008	21.915
67	2:28.907	23.388
116	2:29.474	28.906
169	2:29.861	30.050
81	2:29.980	31.309
57	2:29.630	33.946
44	2:30.227	39.688
68	2:31.926	46.412
52	2:35.141	49.489

Num	Lap Time	Gap
Lap 11		
119	2:28.215	
80	2:27.872	13.098
73	2:29.230	21.056
77	2:29.937	23.637
67	2:30.291	25.464
116	2:31.337	32.028
169	2:31.449	33.284
81	2:33.738	36.832
57	2:33.423	39.154
44	2:32.605	44.078
68	2:32.215	50.412
52	2:45.726	1:07.000
111	2:42.188	1:20.908
70	2:44.978	2:26.951

Num	Lap Time	Gap
Lap 12		
119	2:37.786	
80	2:33.391	08.703
73	2:54.951	38.221
77	2:53.211	39.062
67	2:57.235	44.913
116	2:52.464	46.706
169	3:03.618	59.116
81	3:01.157	1:00.203
57	3:05.073	1:06.441
44	3:02.157	1:08.449
68	2:56.865	1:09.491
52	2:40.626	1:09.840
166	7:30.768	2 Laps
111	2:54.252	1:37.374

Num	Lap Time	Gap
Lap 13		
119	3:29.963	
80	3:22.224	00.964
70	3:42.974	1 Lap
73	2:58.301	06.559
77	2:58.031	07.130
67	2:53.861	08.811
116	2:52.254	08.997
169	2:40.469	09.622
57	2:37.044	13.522
68	2:38.628	18.156
81	2:49.756	19.996
44	2:45.448	23.934
52	2:46.211	26.088
111	2:35.243	42.654

Num	Lap Time	Gap
Lap 14		
119	3:34.895	
80	3:35.607	01.676
73	3:32.741	04.405
77	3:32.678	04.913

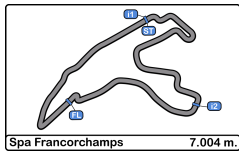
Num	Lap Time	Gap
81	2:29.688	25.375
57	2:31.978	28.477
44	2:34.093	30.182
52	2:35.455	30.936
68	2:31.215	31.406
111	2:33.470	49.699
166	2:35.244	1:00.845
70	2:38.909	1:26.509

Num	Lap Time	Gap
Lap 15		
119	2:28.429	
77	2:29.881	06.365
67	2:29.538	06.590
80	2:35.130	08.377
73	2:36.407	12.383
68	2:31.489	14.424
44	6:05.035	1 Lap
70	6:27.815	2 Laps
52	6:06.922	1 Lap
81	7:01.637	1 Lap

Num	Lap Time	Gap
Lap 16		
119	2:27.076	
77	2:29.219	08.508
67	2:30.085	09.599
44	2:27.472	1 Lap
68	2:40.077	27.425
52	2:28.805	1 Lap
70	2:37.210	2 Laps
81	2:26.730	1 Lap
116	6:00.392	1 Lap
57	5:59.530	1 Lap
169	6:03.690	1 Lap
111	6:17.721	1 Lap

Num	Lap Time	Gap
Lap 17		
119	2:35.476	
77	2:39.180	12.212
67	2:40.246	14.369
44	2:31.754	1 Lap
52	2:30.188	1 Lap
70	2:39.443	2 Laps
80	6:01.151	1 Lap
81	2:26.391	1 Lap
116	2:26.552	1 Lap
73	6:04.493	1 Lap
57	2:30.179	1 Lap
169	2:31.907	1 Lap
111	2:45.485	1 Lap
44	2:28.544	2:50.863
52	2:28.498	2:54.625
70	2:41.191	1 Lap
81	2:35.590	3:44.468
80	2:38.227	3:45.203
116	2:35.812	3:45.650
57	2:35.353	3:50.061
73	2:36.796	3:51.120
169	2:39.926	3:59.679

Num	Lap Time	Gap
Lap 18		
119	2:27.076	
77	2:29.219	08.508
67	2:30.085	09.599
44	2:27.472	1 Lap
68	2:40.077	27.425
52	2:28.805	1 Lap
70	2:37.210	2 Laps
81	2:26.730	1 Lap
116	6:00.392	1 Lap
57	5:59.530	1 Lap
169	6:03.690	



Spa Francorchamps
GT Cup Europe
Race



Analysis by Lap

Num	Lap Time	Gap
68	6:11.106	4:03.055
111	2:43.583	4:37.403

Num	Lap Time	Gap
44	2:30.336	
52	2:36.615	10.041
70	2:43.528	1 Lap
119	6:14.555	53.356
81	2:38.520	1:01.789
80	2:38.764	1:02.768
116	2:38.819	1:03.270
67	6:15.699	1:08.869
77	6:19.296	1:10.309
57	2:43.192	1:12.054
73	2:42.975	1:12.896
169	2:42.674	1:21.154
68	2:42.861	1:24.717
111	2:45.574	2:01.778

Num	Lap Time	Gap
44	3:38.225	
52	3:29.098	00.914
70	3:00.043	1 Lap
119	2:51.451	06.582
81	2:43.164	06.728
80	2:43.307	07.850
116	2:43.042	08.087
67	2:39.050	09.694
77	2:38.691	10.775
57	2:37.859	11.688
73	2:38.056	12.727
169	2:34.079	17.008
68	2:37.491	23.983
111	2:42.711	1:06.264

Num	Lap Time	Gap
44	2:28.190	
52	2:28.411	01.135
81	2:28.040	06.578
116	2:29.747	09.644
80	2:31.571	11.231
57	2:33.395	16.893
73	2:35.692	20.229
67	2:39.350	20.854
70	2:45.404	1 Lap
119	2:45.837	24.229
77	2:46.675	29.260
68	2:40.681	36.474
169	2:50.632	39.450
111	2:38.162	1:16.236

Num	Lap Time	Gap
44	2:27.480	
52	2:27.098	00.753
81	2:27.656	06.754
116	2:26.976	09.140

Num	Lap Time	Gap
80	2:32.816	16.567
57	2:29.827	19.240
73	2:32.689	25.438
67	2:37.513	30.887
119	2:43.932	40.681
77	2:39.527	41.307
70	2:46.540	1 Lap
68	2:33.963	42.957
169	2:34.078	46.048
111	2:38.114	1:26.870

Num	Lap Time	Gap
44	2:28.882	01.278
52	2:29.407	01.278
81	2:29.325	07.197
116	2:27.834	08.092
80	2:33.708	21.393
57	2:31.792	22.150
73	2:33.562	30.118
67	2:36.412	38.417
119	2:37.472	49.271
77	2:37.838	50.263
68	2:36.750	50.825
169	2:33.721	50.887
70	2:41.160	1 Lap
111	2:38.131	1:36.119

Num	Lap Time	Gap
44	2:28.893	
52	2:29.040	01.425
81	2:26.769	05.073
116	2:27.535	06.734
57	2:30.719	23.976
80	2:34.132	26.632
73	2:31.123	32.348
169	2:32.802	54.796
67	2:48.391	57.915
68	2:37.955	59.887
70	2:38.784	1 Lap
119	2:47.491	1:07.869
77	2:50.902	1:12.272
111	2:48.733	1:55.959

Num	Lap Time	Gap
52	2:27.966	
44	2:30.624	01.233
81	2:27.802	03.484
116	2:28.360	05.703
57	2:31.018	25.603
80	2:31.821	29.062
73	2:31.192	34.149
169	2:41.747	1:07.152
70	2:39.876	1 Lap
68	2:47.059	1:17.555

Num	Lap Time	Gap
80	2:32.816	16.567
57	2:29.827	19.240
73	2:32.689	25.438
67	2:37.513	30.887
119	2:43.932	40.681
77	2:39.527	41.307
70	2:46.540	1 Lap
68	2:33.963	42.957
169	2:34.078	46.048
111	2:38.114	1:26.870

Num	Lap Time	Gap
44	2:28.882	01.278
52	2:29.407	01.278
81	2:29.325	07.197
116	2:27.834	08.092
80	2:33.708	21.393
57	2:31.792	22.150
73	2:33.562	30.118
67	2:36.412	38.417
119	2:37.472	49.271
77	2:37.838	50.263
68	2:36.750	50.825
169	2:33.721	50.887
70	2:41.160	1 Lap
111	2:38.131	1:36.119

Num	Lap Time	Gap
44	2:28.893	
52	2:29.040	01.425
81	2:26.769	05.073
116	2:27.535	06.734
57	2:30.719	23.976
80	2:34.132	26.632
73	2:31.123	32.348
169	2:32.802	54.796
67	2:48.391	57.915
68	2:37.955	59.887
70	2:38.784	1 Lap
119	2:47.491	1:07.869
77	2:50.902	1:12.272
111	2:48.733	1:55.959

Num	Lap Time	Gap
52	2:27.966	
44	2:30.624	01.233
81	2:27.802	03.484
116	2:28.360	05.703
57	2:31.018	25.603
80	2:31.821	29.062
73	2:31.192	34.149
169	2:41.747	1:07.152
70	2:39.876	1 Lap
68	2:47.059	1:17.555

Num	Lap Time	Gap
80	2:32.816	16.567
57	2:29.827	19.240
73	2:32.689	25.438
67	2:37.513	30.887
119	2:43.932	40.681
77	2:39.527	41.307
70	2:46.540	1 Lap
68	2:33.963	42.957
169	2:34.078	46.048
111	2:38.114	1:26.870

Num	Lap Time	Gap
44	2:28.882	01.278
52	2:29.407	01.278
81	2:29.325	07.197
116	2:27.834	08.092
80	2:33.708	21.393
57	2:31.792	22.150
73	2:33.562	30.118
67	2:36.412	38.417
119	2:37.472	49.271
77	2:37.838	50.263
68	2:36.750	50.825
169	2:33.721	50.887
70	2:41.160	1 Lap
111	2:38.131	1:36.119

Num	Lap Time	Gap
44	2:28.893	
52	2:29.040	01.425
81	2:26.769	05.073
116	2:27.535	06.734
57	2:30.719	23.976
80	2:34.132	26.632
73	2:31.123	32.348
169	2:32.802	54.796
67	2:48.391	57.915
68	2:37.955	59.887
70	2:38.784	1 Lap
119	2:47.491	1:07.869
77	2:50.902	1:12.272
111	2:48.733	1:55.959

Num	Lap Time	Gap
52	2:27.966	
44	2:30.624	01.233
81	2:27.802	03.484
116	2:28.360	05.703
57	2:31.018	25.603
80	2:31.821	29.062
73	2:31.192	34.149
169	2:41.747	1:07.152
70	2:39.876	1 Lap
68	2:47.059	1:17.555

Num	Lap Time	Gap
44	2:29.457	
81	2:28.494	01.288
52	2:37.205	06.515
116	2:34.742	09.755
57	2:29.908	24.821
80	2:40.780	39.152
73	2:37.391	40.850
68	2:34.662	1:21.527
70	2:51.831	1 Lap
67	6:03.971	1 Lap
119	6:05.302	1 Lap
77	6:14.108	1 Lap

Num	Lap Time	Gap
81	2:29.575	
57	2:36.884	30.842
111	6:09.167	2 Laps
68	2:33.523	1:24.187
67	2:32.293	1 Lap
169	6:02.507	1 Lap
119	2:30.239	1 Lap
77	2:29.240	1 Lap

Num	Lap Time	Gap
81	2:26.772	
111	2:33.508	2 Laps
52	6:01.321	1 Lap
116	6:04.224	1 Lap
68	2:44.202	1:41.617
80	6:04.324	1 Lap
67	2:31.079	1 Lap
169	2:33.446	1 Lap
119	2:29.150	1 Lap
77	2:27.689	1 Lap

Num	Lap Time	Gap
81	2:34.040	
70	6:29.864	3 Laps
111	2:33.256	2 Laps
52	2:30.273	1 Lap
116	2:27.894	1 Lap
57	6:02.925	1 Lap
80	2:28.195	1 Lap
67	2:33.381	1 Lap
119	2:28.478	1 Lap
169	2:32.607	1 Lap
77	2:28.294	1 Lap
111	2:33.703	1 Lap
70	2:43.076	2 Laps
52	2:31.865	3:38.299
116	2:29.510	3:39.708
57	2:27.731	4:00.686
80	2:28.387	4:08.383
119	2:27.567	4:36.849
67	2:31.978	4:38.861

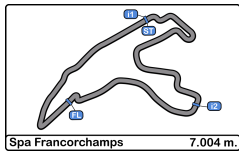
Num	Lap Time	Gap
169	2:29.232	4:42.579
77	2:26.948	4:46.795
68	6:03.886	5:11.463
111	2:34.983	5:48.820
70	2:40.463	1 Lap

Num	Lap Time	Gap
81	6:21.304	
52	2:43.242	00.237
116	2:42.325	00.729
57	2:31.231	10.613
80	2:30.432	17.511
119	2:33.081	48.626
67	2:39.931	57.488
169	2:36.665	57.940
77	2:33.625	59.116
68	2:35.529	1:25.688
111	3:52.740	3:20.256
70	3:45.971	1 Lap

Num	Lap Time	Gap
81	3:32.601	
52	3:32.685	00.321
116	3:32.923	01.051
57	3:25.465	03.477
80	3:20.823	05.733
119	3:02.958	18.983
67	2:58.046	22.933
169	2:58.049	23.388
77	2:58.019	24.534
68	2:36.834	29.921
111	3:47.729	3:35.384
70	3:47.228	1 Lap

Num	Lap Time	Gap
81	3:43.167	
52	3:43.248	00.402
116	3:42.901	00.785
57	3:42.699	03.009
80	3:41.390	03.956
119	3:35.583	11.399
67	3:34.640	14.406
169	3:34.652	14.873
77	3:34.626	15.993
68	3:30.678	17.432
111	2:34.959	2:27.176

Num	Lap Time	Gap
169	2:46.994	26.824
68	2:45.965	28.354
111	4:02.649	3:54.782



Spa Francorchamps
GT Cup Europe
Race



Analysis by Lap

Num	Lap Time	Gap
57	2:27.435	1 Lap
52	2:28.891	1 Lap
80	2:27.694	1 Lap
116	2:28.233	1 Lap
169	2:34.302	1 Lap
70	6:46.309	3 Laps

Num Lap Time Gap

Lap 38

119	2:34.220	
67	2:35.085	05.269
57	2:28.818	1 Lap
52	2:28.283	1 Lap
116	2:28.729	1 Lap
80	2:31.989	1 Lap
169	2:32.648	1 Lap
70	2:40.537	3 Laps
57	2:27.785	3:26.517
52	2:29.708	3:31.006
116	2:27.059	3:55.639
80	2:27.372	3:56.762
77	6:16.888	3:58.047
68	6:13.305	4:00.021
111	6:31.151	1 Lap
169	2:31.405	4:05.656
70	2:36.421	2 Laps

Num Lap Time Gap

Lap 39

57	2:29.925	
52	2:30.053	04.617
67	6:10.831	19.658
116	2:25.881	25.078
80	2:26.933	27.253
68	2:33.333	36.912
77	2:37.983	39.588
169	2:34.529	43.743
111	2:48.223	1 Lap
70	2:37.262	2 Laps

Num Lap Time Gap

Lap 40

57	2:29.010	
52	2:31.967	07.574
116	2:26.695	22.763
67	2:34.963	25.611
80	2:29.602	27.845
68	2:33.757	41.659
169	2:32.112	46.845
77	2:36.592	47.170
111	2:40.808	1 Lap
70	2:38.754	2 Laps

Num Lap Time Gap

Lap 41

57	2:31.156	
52	2:30.568	06.986
116	2:26.628	18.235
80	2:29.749	26.438
67	2:34.778	29.233

Num	Lap Time	Gap
68	2:36.398	46.901
169	2:36.370	52.059
77	2:37.645	53.659
111	2:40.670	1 Lap
70	2:37.622	2 Laps

Num Lap Time Gap

Lap 42

57	2:29.623	
52	2:30.649	08.012
116	2:27.018	15.630
80	2:28.566	25.381
67	2:34.630	34.240
68	2:34.543	51.821
169	2:29.806	52.242
77	2:33.115	57.151
111	2:42.796	1 Lap
70	2:40.061	2 Laps

Num Lap Time Gap

Lap 43

57	2:31.375	
52	2:32.104	08.741
116	2:28.065	12.320
80	2:28.736	22.742
67	2:34.678	37.543
169	2:29.988	50.855
68	2:33.944	54.390
77	2:34.089	59.865
111	2:46.878	1 Lap
70	2:39.406	2 Laps

Num Lap Time Gap

Lap 44

57	2:29.894	
52	2:31.254	10.101
116	2:27.772	10.198
80	2:30.730	23.578
67	2:33.715	41.364
169	2:30.653	51.614
68	2:33.227	57.723
77	2:34.339	1:04.310
111	2:52.912	1 Lap
70	2:42.930	2 Laps

Num Lap Time Gap

Lap 45

57	2:32.889	
116	2:31.675	08.984
52	2:32.465	09.677
80	2:30.224	20.913
67	2:34.192	42.667
169	2:31.082	49.807
68	2:34.069	58.903
77	2:32.694	1:04.115
111	2:44.721	1 Lap
70	2:41.145	2 Laps

Num	Lap Time	Gap
116	2:27.406	
52	2:32.180	05.467
80	2:30.256	14.779
67	2:35.771	42.048
169	2:30.706	44.123
68	2:34.132	56.645
77	2:33.730	1:01.455
70	2:38.787	2 Laps
111	2:43.407	1 Lap

Num Lap Time Gap

Lap 46

52	2:32.180	05.467
80	2:30.256	14.779
67	2:35.771	42.048
169	2:30.706	44.123
68	2:34.132	56.645
77	2:33.730	1:01.455
70	2:38.787	2 Laps
111	2:43.407	1 Lap

Num Lap Time Gap

Lap 47

116	2:29.316	
52	2:31.463	07.614
80	2:29.875	15.338
169	2:31.319	46.126
67	2:35.313	48.045
68	2:36.450	1:03.779
77	2:33.590	1:05.729

Num Lap Time Gap

Lap 48

116	2:27.495	
70	2:44.172	3 Laps
52	2:32.664	12.783
111	2:45.266	2 Laps
80	2:31.629	19.472
169	2:30.616	49.247
67	2:34.827	55.377
68	2:33.864	1:10.148
77	2:32.943	1:11.177

Num Lap Time Gap

Lap 49

116	2:27.885	
52	2:31.934	16.832
80	2:29.913	21.500
70	2:40.218	3 Laps
111	2:42.435	2 Laps
169	2:32.867	54.229
67	2:35.405	1:02.897
68	2:34.927	1:17.190
77	2:34.808	1:18.100

Num Lap Time Gap

Lap 50

116	2:29.056	
52	2:33.869	21.645
80	2:30.008	22.452
70	2:36.166	3 Laps
111	2:46.176	2 Laps
169	2:33.641	58.814
67	2:35.873	1:09.714
68	2:33.918	1:22.052
77	2:34.414	1:23.458

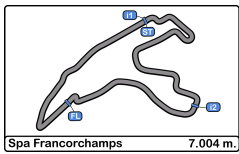
Num Lap Time Gap

Lap 51

116	2:33.159	
-----	----------	--

Num	Lap Time	Gap
52	2:31.892	20.378
80	2:31.389	20.682
70	2:36.455	3 Laps



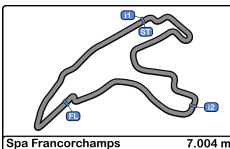


Spa Francorchamps
GT Cup Europe
Race
Best Sectors Results



Sector - 1			Sector - 2			Sector - 3			Ideal Lap vs Best Lap		
Clas	Nº Driver	Time	Nº Driver	Time	Nº Driver	Time	Clas	Nº Driver	Ideal Lap	Best Lap	Clas
1	119 Bozzoni - Navarrete	39.970	116 Leonov - Christodolou	1:07.753	80 Velasco - Cabezas	37.287	1	119 Bozzoni - Navarrete	2:25.705	2:25.775	1
2	80 Velasco - Cabezas	40.045	57 Castillo - Vandierendonck	1:08.053	119 Bozzoni - Navarrete	37.344	2	116 Leonov - Christodolou	2:25.725	2:25.881	2
3	81 Ludwig - Saringen	40.078	77 Ala-Jyrä - Reimann	1:08.106	81 Ludwig - Saringen	37.438	3	80 Velasco - Cabezas	2:25.828	2:26.763	4
4	116 Leonov - Christodolou	40.168	52 Przybylak - Vandervelde	1:08.233	77 Ala-Jyrä - Reimann	37.640	4	81 Ludwig - Saringen	2:26.004	2:26.391	3
5	52 Przybylak - Vandervelde	40.213	119 Bozzoni - Navarrete	1:08.391	116 Leonov - Christodolou	37.804	5	77 Ala-Jyrä - Reimann	2:26.414	2:26.948	5
6	44 Pisani - Zanini	40.242	81 Ludwig - Saringen	1:08.488	57 Castillo - Vandierendonck	37.852	6	52 Przybylak - Vandervelde	2:26.538	2:27.098	6
7	169 Bochez - Bochez	40.438	80 Velasco - Cabezas	1:08.496	67 De Lorenzi - Borghi	37.855	7	44 Pisani - Zanini	2:26.698	2:27.472	8
8	73 Van Straaten - Van Straaten	40.475	44 Pisani - Zanini	1:08.568	44 Pisani - Zanini	37.888	8	57 Castillo - Vandierendonck	2:26.988	2:27.435	7
9	77 Ala-Jyrä - Reimann	40.668	67 De Lorenzi - Borghi	1:08.582	73 Van Straaten - Van Straaten	37.996	9	67 De Lorenzi - Borghi	2:27.204	2:27.652	9
10	67 De Lorenzi - Borghi	40.767	73 Van Straaten - Van Straaten	1:08.962	169 Bochez - Bochez	38.075	10	73 Van Straaten - Van Straaten	2:27.433	2:28.340	10
11	57 Castillo - Vandierendonck	41.083	68 Bosio - Solieri	1:09.234	52 Przybylak - Vandervelde	38.092	11	169 Bochez - Bochez	2:28.388	2:29.149	12
12	68 Bosio - Solieri	41.501	169 Bochez - Bochez	1:09.875	68 Bosio - Solieri	38.147	12	68 Bosio - Solieri	2:28.882	2:28.882	11
13	111 Fabiani - Zerbi	41.529	111 Fabiani - Zerbi	1:10.722	111 Fabiani - Zerbi	39.203	13	111 Fabiani - Zerbi	2:31.454	2:31.636	13
14	166 Fecchio - Puhakka	42.119	166 Fecchio - Puhakka	1:12.240	166 Fecchio - Puhakka	39.708	14	166 Fecchio - Puhakka	2:34.067	2:34.974	14
15	70 Bosio - Fondi	42.218	70 Bosio - Fondi	1:13.288	21 Perian - Tincescu	39.995	15	70 Bosio - Fondi	2:35.741	2:36.166	15
16	90 Akatsu - Fulgenzi	54.371	21 Perian - Tincescu	1:13.822	70 Bosio - Fondi	40.235	16	90 Akatsu - Fulgenzi	2:50.052	2:50.052	16
17	21 Perian - Tincescu	56.906	90 Akatsu - Fulgenzi	1:14.831	90 Akatsu - Fulgenzi	40.850	17	21 Perian - Tincescu	2:50.723	2:50.723	17



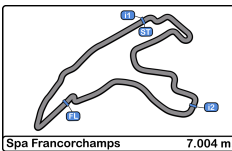


Spa Francorchamps
GT Cup Europe
Race
Leader Sequence



N°	Entrant/Team	Nat	Driver 1	Nat	Driver 2	Nat	Vehicle	Cat	Start Lap	End Lap	Laps	Total Laps
119	Mertel Motorsport		Stefano Bozzoni		Fernando Navarrete		Ferrari 488 Challenge Evo	AM	1	17	17	17
44	Eugenio Pisani / SP Racing		Eugenio Pisani		Stefano Zanini		Porsche 911 GT3 Cup gen 2	PROAM	18	23	6	6
52	Q1-trackracing		Xander Przybylak		Laurent Vandervelde		Porsche 992 GT3 Cup	AM	24	24	1	1
44	Eugenio Pisani / SP Racing		Eugenio Pisani		Stefano Zanini		Porsche 911 GT3 Cup gen 2	PROAM	25	25	1	7
81	Mertel Motorsport		Luca Ludwig		Axel Satingen		Ferrari 488 Challenge Evo	PROAM	26	31	6	6
116	Volcano Motorsport		Evgenii Leonov		Adam Christodolou		Porsche 992 GT3 Cup	PROAM	32	34	3	3
119	Mertel Motorsport		Stefano Bozzoni		Fernando Navarrete		Ferrari 488 Challenge Evo	AM	35	38	4	21
57	Q1-trackracing		Fidel Castillo		Nicolas Vandierendonck		Porsche 992 GT3 Cup	PROAM	39	45	7	7
116	Volcano Motorsport		Evgenii Leonov		Adam Christodolou		Porsche 992 GT3 Cup	PROAM	46	51	6	9





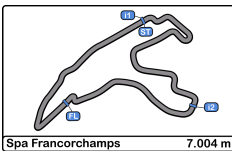
Spa Francorchamps
GT Cup Europe
Race
Best 5 Lap Times



Best 1 Best 2 Best 3 Best 4 Best 5

Cl	N°	Entrant/Team	Nat	Driver 1	Nat	Driver 2	Nat	Vehicle	Cat	Cl	Best 1		Best 2		Best 3		Best 4		Best 5	
											Time	Lap	Time	Lap	Time	Lap	Time	Lap	Time	Lap
1	119	Mertel Motorsport	DEU	Stefano Bozzoni	ITA	Fernando Navarrete	ESP	Ferrari 488 Challenge Evo	AM	1	2:25.775	4	2:25.983	5	2:26.277	6	2:27.040	7	2:27.076	16
2	116	Volcano Motorsport	ESP	Evgenii Leonov	MDA	Adam Christodolou	GBR	Porsche 992 GT3 Cup	PROAM	1	2:25.881	39	2:26.552	16	2:26.628	41	2:26.695	40	2:26.976	21
3	81	Mertel Motorsport	DEU	Luca Ludwig	DEU	Axel Sartenen	DEU	Ferrari 488 Challenge Evo	PROAM	2	2:26.391	16	2:26.730	15	2:26.769	23	2:26.772	27	2:27.656	21
4	80	Mertel Motorsport	DEU	Iván Velasco	ESP	Jorge Cabezas	ESP	Ferrari 488 Challenge Evo	PROAM	3	2:26.763	7	2:26.933	39	2:27.372	38	2:27.519	5	2:27.694	36
5	77	EST1 Racing	EST	Jori Ala-Jyrä	EST	Alex Reimann	EST	Porsche 992 GT3 Cup	AM	2	2:26.948	28	2:27.424	36	2:27.689	26	2:28.294	27	2:28.484	8
6	52	Q1-trackracing	BEL	Xander Przybylak	BEL	Laurent Vandervelde	BEL	Porsche 992 GT3 Cup	AM	3	2:27.098	21	2:27.966	24	2:28.283	37	2:28.411	20	2:28.498	17
7	57	Q1-trackracing	BEL	Fidel Castillo	ESP	Nicolas Vandierendonck	BEL	Porsche 992 GT3 Cup	PROAM	4	2:27.435	36	2:27.731	28	2:27.785	38	2:28.818	37	2:29.010	40
8	44	Eugenio Pisani / SP Racing	ITA	Eugenio Pisani	ITA	Stefano Zanini	MCO	Porsche 911 GT3 Cup gen 2	PROAM	5	2:27.472	15	2:27.480	21	2:28.190	20	2:28.544	17	2:28.882	22
9	67	GDL Racing	SMR	Gianluca De Lorenzi	ITA	Stefano Borghi	ITA	Porsche 992 GT3 Cup	AM	4	2:27.652	4	2:28.436	6	2:28.475	36	2:28.495	37	2:28.907	10
10	73	Axel Van Straaten / Orhès Racing	FRA	Axel Van Straaten	FRA	Remi Van Straaten	FRA	Porsche 992 GT3 Cup	PROAM	6	2:28.340	9	2:28.346	10	2:28.558	4	2:28.666	8	2:28.695	6
11	68	GDL Racing	SMR	Samuele Bosio	ITA	Glauco Solieri	ITA	Porsche 992 GT3 Cup	AM	5	2:28.882	36	2:30.589	5	2:30.689	2	2:30.815	3	2:30.855	4
12	169	Kessel Racing	CHE	Alexandre Bochez	CHE	Mikaël Bochez	CHE	Ferrari 488 Challenge	AM	6	2:29.149	7	2:29.232	28	2:29.636	8	2:29.683	9	2:29.790	4
13	111	Eugenio Pisani / SP Racing	ITA	Fabio Fabiani	ITA	Stefano Zerbi	ITA	Porsche 911 GT3 Cup gen 2	AM	7	2:31.636	4	2:31.892	34	2:32.448	6	2:32.694	5	2:33.242	8
14	166	GDL Racing	SMR	Roberto Fecchio	ITA	Juuso Puhakka	ESP	Porsche 992 GT3 Cup	PROAM	7	2:34.974	5	2:35.244	7	2:35.251	6	2:35.383	9	2:35.389	8
15	70	GDL Racing	SMR	Roberto Bosio	ITA	Maurizio Fondi	ITA	Porsche 911 GT3 Cup gen 2	AM	8	2:36.166	47	2:36.421	36	2:36.455	48	2:37.210	14	2:37.262	37
16	90	Enrico Fulgenzi Racing / Enrico Fulgenzi	ITA	Shintaro Akatsu	JPN	Enrico Fulgenzi	ITA	Porsche 992 GT3 Cup	PROAM	8	2:50.052	1								
17	21	Camil Perian / R01 Racing by Varu Nicu	ROU	Camil Perian	ROU	Florin Tincescu	ROU	Porsche 911 GT3 Cup gen 2	AM	9	2:50.723	1								





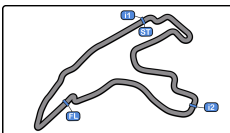
Spa Francorchamps
GT Cup Europe
Race
Best 5 Top Speeds



Top 1		Top 2		Top 3		Top 4		Top 5	
-------	--	-------	--	-------	--	-------	--	-------	--

Cl	N°	Entrant/Team	Nat	Driver 1	Nat	Driver 2	Nat	Vehicle	Cat	Cl	Km/h	Lap	Km/h	Lap	Km/h	Lap	Km/h	Lap	Km/h	Lap	Avg
1	119	Mertel Motorsport	DEU	Stefano Bozzoni	ITA	Fernando Navarrete	ESP	Ferrari 488 Challenge Evo	AM	1	272.0	7	271.3	6	270.6	5	270.6	8	270.6	27	271.0
2	44	Eugenio Pisani / SP Racing	ITA	Eugenio Pisani	ITA	Stefano Zanini	MCO	Porsche 911 GT3 Cup gen 2	PROAM	1	270.0	24	269.3	21	269.3	22	268.6	20	268.6	25	269.1
3	116	Volcano Motorsport	ESP	Evgenii Leonov	MDA	Adam Christodolou	GBR	Porsche 992 GT3 Cup	PROAM	2	270.0	29	266.6	22	266.6	38	266.6	44	266.6	48	267.3
4	80	Mertel Motorsport	DEU	Iván Velasco	ESP	Jorge Cabezas	ESP	Ferrari 488 Challenge Evo	PROAM	3	269.3	28	269.3	40	267.3	7	267.3	15	267.3	29	268.1
5	81	Mertel Motorsport	DEU	Luca Ludwig	DEU	Axel Sartenen	DEU	Ferrari 488 Challenge Evo	PROAM	4	269.3	23	267.9	22	267.9	24	267.3	4	265.3	20	267.5
6	169	Kessel Racing	CHE	Alexandre Bochez	CHE	Mikaël Bochez	CHE	Ferrari 488 Challenge	AM	2	266.6	28	266.6	48	266.0	42	264.7	43	264.7	44	265.7
7	52	Q1-trackracing	BEL	Xander Przybylak	BEL	Laurent Vandervelde	BEL	Porsche 992 GT3 Cup	AM	3	266.0	29	264.0	46	262.7	21	262.1	4	262.1	6	263.4
8	77	EST1 Racing	EST	Jori Ala-Jyrä	EST	Alex Reimann	EST	Porsche 992 GT3 Cup	AM	4	264.0	28	262.7	6	262.7	37	262.1	17	262.1	29	262.7
9	67	GDL Racing	SMR	Gianluca De Lorenzi	ITA	Stefano Borghi	ITA	Porsche 992 GT3 Cup	AM	5	263.4	2	262.1	36	261.5	6	261.5	17	261.5	41	262.0
10	57	Q1-trackracing	BEL	Fidel Castillo	ESP	Nicolas Vandierendonck	BEL	Porsche 992 GT3 Cup	PROAM	5	262.1	6	262.1	23	261.5	4	261.5	5	261.5	32	261.7
11	73	Axel Van Straaten / Orhès Racing	FRA	Axel Van Straaten	FRA	Remi Van Straaten	FRA	Porsche 992 GT3 Cup	PROAM	6	262.1	21	262.1	23	262.1	25	260.8	4	258.9	24	261.2
12	111	Eugenio Pisani / SP Racing	ITA	Fabio Fabiani	ITA	Stefano Zerbi	ITA	Porsche 911 GT3 Cup gen 2	AM	6	259.6	6	257.7	8	257.1	36	255.3	4	255.3	25	257.0
13	68	GDL Racing	SMR	Samuele Bosio	ITA	Glauco Solieri	ITA	Porsche 992 GT3 Cup	AM	7	258.9	27	258.9	32	258.3	21	258.3	44	257.7	24	258.4
14	70	GDL Racing	SMR	Roberto Bosio	ITA	Maurizio Fondi	ITA	Porsche 911 GT3 Cup gen 2	AM	8	257.7	15	255.9	23	254.7	37	254.1	38	254.1	40	255.3
15	166	GDL Racing	SMR	Roberto Fecchio	ITA	Juuso Puhakka	ESP	Porsche 992 GT3 Cup	PROAM	7	255.9	3	255.9	4	255.9	7	255.9	8	254.1	9	255.5
16	21	Camil Perian / R01 Racing by Varu Nicu	ROU	Camil Perian	ITA	Florin Tincescu	ROU	Porsche 911 GT3 Cup gen 2	AM	9	221.7	1									221.7
17	90	Enrico Fulgenzi Racing / Enrico Fulgenzi	ITA	Shintaro Akatsu	JPN	Enrico Fulgenzi	ITA	Porsche 992 GT3 Cup	PROAM	8	217.7	1									217.7











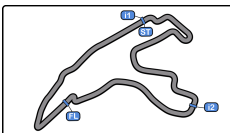
Spa Francorchamps
GT Cup Europe
Race



Fastest Laps Sequence

Lap	Time of Day	Session Time	N° Entrant/Team	Nat	Driver 1	Nat	Driver 2	Nat	Vehicle	Cat	Time	Km/h
2	12:52:37.906	7:37.906	119 Mertel Motorsport	 DEU	Stefano Bozzoni	 ITA	Fernando Navarrete	 ESP	Ferrari 488 Challenge Evo	AM	2:27.955	170.4
4	12:57:32.409	12:32.409	119 Mertel Motorsport	 DEU	Stefano Bozzoni	 ITA	Fernando Navarrete	 ESP	Ferrari 488 Challenge Evo	AM	2:25.775	172.9





Spa Francorchamps

GT Cup Europe

Race

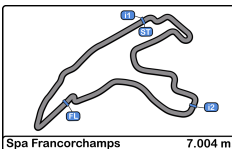
Event Best Maximum Speed



Spa Francorchamps 7.004 m.

Nº	Entrant/Team	Nat	Driver 1	Nat	Driver 2	Nat	Vehicle	Cat	Km/h	Session
119	Mertel Motorsport	DEU	Stefano Bozzoni	ITA	Fernando Navarrete	ESP	Ferrari 488 Challenge Evo	AM	272.0	Race
44	Eugenio Pisani / SP Racing	ITA	Eugenio Pisani	ITA	Stefano Zanini	MCO	Porsche 911 GT3 Cup gen 2	PROAM	270.0	Race
116	Volcano Motorsport	ESP	Evgenii Leonov	IND	Adam Christodolou	GBR	Porsche 992 GT3 Cup	PROAM	270.0	Race
81	Mertel Motorsport	DEU	Luca Ludwig	DEU	Axel Satingen	DEU	Ferrari 488 Challenge Evo	PROAM	269.3	Race
80	Mertel Motorsport	DEU	Iván Velasco	ESP	Jorge Cabezas	ESP	Ferrari 488 Challenge Evo	PROAM	269.3	Race
90	Enrico Fulgenzi Racing / Enrico Fulgenzi	ITA	Shintaro Akatsu	JPN	Enrico Fulgenzi	ITA	Porsche 992 GT3 Cup	PROAM	267.9	Free Practice - 1
169	Kessel Racing	CHE	Alexandre Bochez	CHE	Mikaël Bochez	CHE	Ferrari 488 Challenge	AM	266.6	Race
52	Q1-trackracing	BEL	Xander Przybylak	BEL	Laurent Vandervelde	BEL	Porsche 992 GT3 Cup	AM	266.0	Race
21	Camil Perian / R01 Racing by Varu Nicu	ROU	Camil Perian	ROU	Florin Tincescu	ROU	Porsche 911 GT3 Cup gen 2	AM	264.7	Free Practice - 2
68	GDL Racing	SMR	Samuele Bosio	ITA	Glauco Solieri	ITA	Porsche 992 GT3 Cup	AM	264.0	Free Practice - 2
77	EST1 Racing	EST	Jori Ala-Jyrä	EST	Alex Reimann	EST	Porsche 992 GT3 Cup	AM	264.0	Free Practice - 3 -bronze drivers-
73	Axel Van Straaten / Orhès Racing	FRA	Axel Van Straaten	FRA	Remi Van Straaten	FRA	Porsche 992 GT3 Cup	PROAM	264.0	Qualifying - 1 Driver - 1
67	GDL Racing	SMR	Gianluca De Lorenzi	ITA	Stefano Borghi	ITA	Porsche 992 GT3 Cup	AM	263.4	Race
111	Eugenio Pisani / SP Racing	ITA	Fabio Fabiani	ITA	Stefano Zerbi	ITA	Porsche 911 GT3 Cup gen 2	AM	262.7	Free Practice - 1
57	Q1-trackracing	BEL	Fidel Castillo	ESP	Nicolas Vandierendonck	BEL	Porsche 992 GT3 Cup	PROAM	262.1	Race
166	GDL Racing	SMR	Roberto Fecchio	ITA	Juuso Puhakka	ESP	Porsche 992 GT3 Cup	PROAM	260.2	Qualifying - 1 Driver - 1
70	GDL Racing	SMR	Roberto Bosio	ITA	Maurizio Fondi	ITA	Porsche 911 GT3 Cup gen 2	AM	258.3	Free Practice - 1



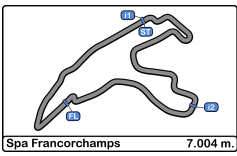


Spa Francorchamps
GT Cup Europe
Race
Lap Chart



		LAP																																					
Nr	Po	Grid	1	2	3	4	5	6	7	8	9	10	11	12	13	14	15	16	17	18	19	20	21	22	23	24	25	26	27	28	29	30	31	32	33	34	35		
80	1	80	119	119	119	119	119	119	119	119	119	119	119	119	119	119	119	119	119	44	44	44	44	44	44	52	44	81	81	81	81	81	81	81	116	116	116	119	
116	2	116	77	77	77	80	80	80	80	80	80	80	80	80	80	80	77	77	77	52	52	52	52	52	52	44	81	57	68	52	52	52	52	52	52	52	52	119	67
81	3	81	80	80	80	77	77	77	73	73	73	73	73	73	73	67	67	67	119	119	81	81	81	81	81	52	68	52	116	116	116	116	116	57	57	52	77	77	
90	4	90	52	52	73	73	73	73	77	77	77	77	77	77	77	80	68	44	81	81	116	116	116	116	116	116	52	116	57	57	57	57	57	80	80	57	68		
52	5	52	169	73	52	67	67	67	67	67	67	67	67	67	67	73	44	52	80	80	80	80	80	57	57	57	116	57	80	80	80	80	119	119	119	67	111		
73	6	73	73	116	116	52	116	116	116	116	116	116	116	116	116	68	68	52	81	116	116	57	57	57	80	80	80	80	119	119	119	119	67	67	80	57			
169	7	169	116	169	67	116	52	169	169	169	169	169	169	169	169	116	44	80	80	67	67	73	73	73	73	73	73	67	67	67	67	67	67	77	77	77	52		
119	8	119	90	67	169	169	169	52	81	81	81	81	81	81	57	169	52	81	116	77	77	67	67	67	169	169	68	169	119	169	169	169	169	169	169	68	169		
44	9	44	21	81	81	81	81	81	57	57	57	57	57	57	68	57	81	116	57	57	57	119	119	119	67	68	67	119	169	77	77	77	77	68	68	169	80		
77	10	77	67	44	44	44	44	44	44	44	44	44	44	44	81	111	116	73	73	73	73	77	77	77	68	70	169	77	77	68	68	68	68	111	111	111	116		
57	11	57	81	57	57	57	57	57	52	52	52	68	68	68	44	44	57	57	169	169	169	68	68	68	119	67	119	111	111	111	111	111	70	70	70	70			
21	12	21	44	68	68	68	68	68	68	68	68	52	52	52	52	169	169	68	68	68	169	169	169	169	77	119	77	70	70	70	70	70	70	70	70	70			
166	13	166	57	166	166	111	111	111	111	111	111	111	111	111	111	81	111	111	111	111	111	111	111	111	111	111	77	111											
68	14	68	68	111	111	166	166	166	166	166	166	70	70	70	70	70	70	70	70	70	70	70	70	70	70	111	70												
111	15	111	166	70	70	70	70	70	70	70	70	166																											
67	16	67	111																																				
70	17	70	70																																				



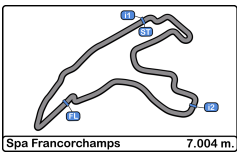


Spa Francorchamps
GT Cup Europe
Race
Lap Chart



		LAP																
Nr	Po	36	37	38	39	40	41	42	43	44	45	46	47	48	49	50	51	
80	1	119	119	119	57	57	57	57	57	57	57	116	116	116	116	116	116	
116	2	67	67	67	52	52	52	52	52	52	116	52	52	52	52	52	52	
81	3	77	77	57	67	116	116	116	116	116	52	80	80	80	80	80	80	
90	4	68	68	52	116	67	80	80	80	80	80	67	169	169	169	169		
52	5	111	57	116	80	80	67	67	67	67	67	169	67	67	67	67		
73	6	57	52	80	68	68	68	68	169	169	169	68	68	68	68	68		
169	7	52	116	77	77	169	169	169	68	68	68	77	77	77	77	77		
119	8	80	80	68	169	77	77	77	77	77	77	111	111	111				
44	9	116	169	169	111	111	111	111	111	111	111	70	70	70				
77	10	169	111	111	70	70	70	70	70	70	70							
57	11	70	70	70														
21	12																	
166	13																	
68	14																	
111	15																	
67	16																	
70	17																	

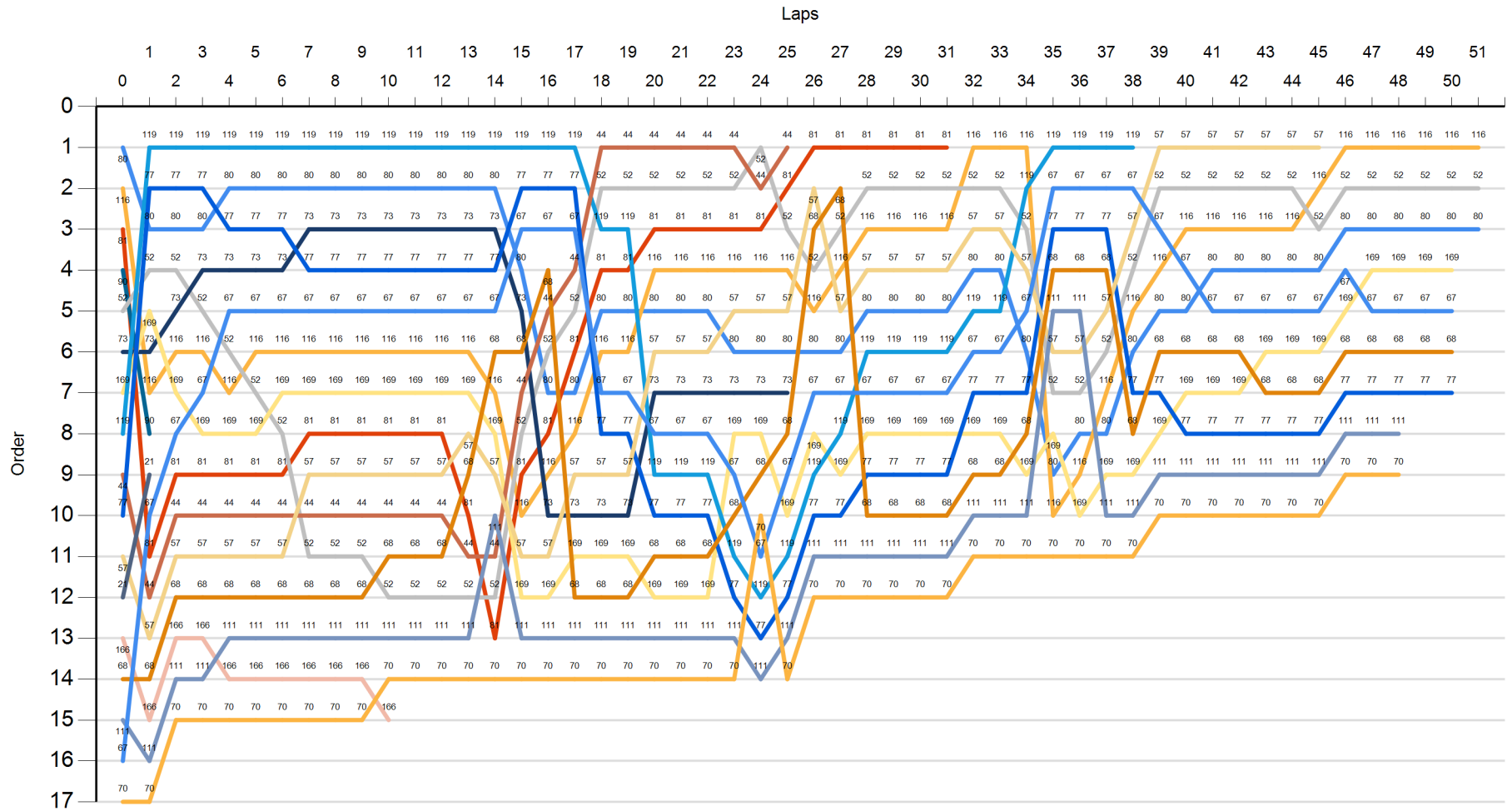


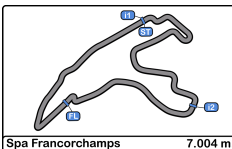


Spa Francorchamps
 GT Cup Europe
 Race
 Graphic Lap Chart



- 80
- 116
- 81
- 90
- 52
- 73
- 169
- 119
- 44
- 77
- 57
- 21
- 166
- 68
- 111
- 67
- 70



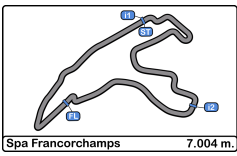


Spa Francorchamps
GT Cup Europe
Race
Pit Stop Analysis



Ord	Nr.	In Day Time	Entrant/Team	Nat	Driver 1	Nat	Driver 2	Nat	Vehicle	Cat	In Time	Stop N°	Pit Time	Handicap	Diff.
1	70	13:20:47.433	GDL Racing	SMR	Roberto Bosio	ITA	Maurizio Fondi	ITA	Porsche 911 GT3 Cup gen 2	AM	33:23.218	1	4:07.528		
2	81	13:21:05.392	Mertel Motorsport	DEU	Luca Ludwig	DEU	Axel Sartingen	DEU	Ferrari 488 Challenge Evo	PROAM	33:41.178	1	4:54.684		
3	44	13:21:08.600	Eugenio Pisani / SP Racing	ITA	Eugenio Pisani	ITA	Stefano Zanini	ITA	Porsche 911 GT3 Cup gen 2	PROAM	33:44.386	1	3:57.504		
4	52	13:21:11.414	Q1-trackracing	BEL	Xander Przybylak	BEL	Laurent Vandervelde	BEL	Porsche 992 GT3 Cup	AM	33:47.200	1	3:56.438		
5	116	13:24:33.966	Volcano Motorsport	ESP	Evgenii Leonov	ESP	Adam Christodolou	GBR	Porsche 992 GT3 Cup	PROAM	37:09.752	1	3:53.832		
6	169	13:24:34.914	Kessel Racing	CHE	Alexandre Bochez	CHE	Mikaël Bochez	CHE	Ferrari 488 Challenge	AM	37:10.699	1	3:54.741		
7	57	13:24:35.895	Q1-trackracing	BEL	Fidel Castillo	ESP	Nicolas Vandierendonck	BEL	Porsche 992 GT3 Cup	PROAM	37:11.680	1	3:50.631		
8	111	13:24:42.147	Eugenio Pisani / SP Racing	ITA	Fabio Fabiani	ITA	Stefano Zerbi	ITA	Porsche 911 GT3 Cup gen 2	AM	37:17.933	1	3:52.999		
9	80	13:26:57.090	Mertel Motorsport	DEU	Iván Velasco	ESP	Jorge Cabezas	ESP	Ferrari 488 Challenge Evo	PROAM	39:32.876	1	3:48.655		
10	73	13:27:00.893	Axel Van Straaten / Orhès Racin	FRA	Axel Van Straaten	FRA	Remi Van Straaten	FRA	Porsche 992 GT3 Cup	PROAM	39:36.678	1	3:54.080		
11	68	13:29:43.042	GDL Racing	SMR	Samuele Bosio	ITA	Glauco Solieri	ITA	Porsche 992 GT3 Cup	AM	42:18.827	1	3:51.798		
12	119	13:31:51.247	Mertel Motorsport	DEU	Stefano Bozzoni	ITA	Fernando Navarrete	ESP	Ferrari 488 Challenge Evo	AM	44:27.033	1	3:52.653		
13	77	13:32:03.274	EST1 Racing	EST	Jori Ala-Jyrä	EST	Alex Reimann	EST	Porsche 992 GT3 Cup	AM	44:39.060	1	3:56.773		
14	67	13:32:05.610	GDL Racing	SMR	Gianluca De Lorenzi	ITA	Stefano Borghi	ITA	Porsche 992 GT3 Cup	AM	44:41.396	1	3:53.022		
15	67	13:51:41.946	GDL Racing	SMR	Gianluca De Lorenzi	ITA	Stefano Borghi	ITA	Porsche 992 GT3 Cup	AM	1:04:17.732	2	3:51.163		
16	119	13:51:53.471	Mertel Motorsport	DEU	Stefano Bozzoni	ITA	Fernando Navarrete	ESP	Ferrari 488 Challenge Evo	AM	1:04:29.256	2	3:55.553		
17	77	13:51:56.230	EST1 Racing	EST	Jori Ala-Jyrä	EST	Alex Reimann	EST	Porsche 992 GT3 Cup	AM	1:04:32.016	2	3:55.382		
18	111	13:52:39.938	Eugenio Pisani / SP Racing	ITA	Fabio Fabiani	ITA	Stefano Zerbi	ITA	Porsche 911 GT3 Cup gen 2	AM	1:05:15.724	2	3:51.989		
19	169	13:54:20.550	Kessel Racing	CHE	Alexandre Bochez	CHE	Mikaël Bochez	CHE	Ferrari 488 Challenge	AM	1:06:56.336	2	3:52.952		
20	52	13:55:50.666	Q1-trackracing	BEL	Xander Przybylak	BEL	Laurent Vandervelde	BEL	Porsche 992 GT3 Cup	AM	1:08:26.452	2	3:52.024		
21	116	13:55:53.907	Volcano Motorsport	ESP	Evgenii Leonov	ESP	Adam Christodolou	GBR	Porsche 992 GT3 Cup	PROAM	1:08:29.692	2	3:56.167		
22	80	13:56:23.143	Mertel Motorsport	DEU	Iván Velasco	ESP	Jorge Cabezas	ESP	Ferrari 488 Challenge Evo	PROAM	1:08:58.928	2	3:55.173		
23	70	13:57:20.559	GDL Racing	SMR	Roberto Bosio	ITA	Maurizio Fondi	ITA	Porsche 911 GT3 Cup gen 2	AM	1:09:56.345	2	4:04.938		
24	57	13:58:45.801	Q1-trackracing	BEL	Fidel Castillo	ESP	Nicolas Vandierendonck	BEL	Porsche 992 GT3 Cup	PROAM	1:11:21.586	2	3:51.919		
25	68	14:02:23.383	GDL Racing	SMR	Samuele Bosio	ITA	Glauco Solieri	ITA	Porsche 992 GT3 Cup	AM	1:14:59.169	2	3:51.843		
26	81	14:03:15.811	Mertel Motorsport	DEU	Luca Ludwig	DEU	Axel Sartingen	DEU	Ferrari 488 Challenge Evo	PROAM	1:15:51.597	2	4:02.135		
27	116	14:27:14.383	Volcano Motorsport	ESP	Evgenii Leonov	ESP	Adam Christodolou	GBR	Porsche 992 GT3 Cup	PROAM	1:39:50.168	3	4:27.794		
28	52	14:27:17.664	Q1-trackracing	BEL	Xander Przybylak	BEL	Laurent Vandervelde	BEL	Porsche 992 GT3 Cup	AM	1:39:53.450	3	3:53.418		
29	57	14:27:18.649	Q1-trackracing	BEL	Fidel Castillo	ESP	Nicolas Vandierendonck	BEL	Porsche 992 GT3 Cup	PROAM	1:39:54.435	3	3:52.878		
30	80	14:27:20.062	Mertel Motorsport	DEU	Iván Velasco	ESP	Jorge Cabezas	ESP	Ferrari 488 Challenge Evo	PROAM	1:39:55.848	3	4:18.198		
31	169	14:27:29.652	Kessel Racing	CHE	Alexandre Bochez	CHE	Mikaël Bochez	CHE	Ferrari 488 Challenge	AM	1:40:05.438	3	4:02.742		
32	70	14:29:59.359	GDL Racing	SMR	Roberto Bosio	ITA	Maurizio Fondi	ITA	Porsche 911 GT3 Cup gen 2	AM	1:42:35.144	3	4:12.083		
33	111	14:34:49.278	Eugenio Pisani / SP Racing	ITA	Fabio Fabiani	ITA	Stefano Zerbi	ITA	Porsche 911 GT3 Cup gen 2	AM	1:47:25.063	3	3:55.401		
34	77	14:34:58.209	EST1 Racing	EST	Jori Ala-Jyrä	EST	Alex Reimann	EST	Porsche 992 GT3 Cup	AM	1:47:33.994	3	3:57.723		
35	68	14:35:03.973	GDL Racing	SMR	Samuele Bosio	ITA	Glauco Solieri	ITA	Porsche 992 GT3 Cup	AM	1:47:39.758	3	3:59.285		



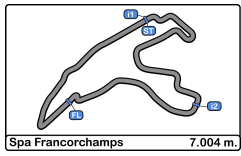


Spa Francorchamps
 GT Cup Europe
 Race
 Pit Stop Analysis



Ord	Nr.	In Day Time	Entrant/Team	Nat	Driver 1	Nat	Driver 2	Nat	Vehicle	Cat	In Time	Stop N°	Pit Time	Handicap	Diff.
36	67	14:37:22.520	GDL Racing		Gianluca De Lorenzi		Stefano Borghi		Porsche 992 GT3 Cup	AM	1:49:58.306	3	3:53.946		





Spa Francorchamps
GT Cup Europe
Race
Weather Report



Air Temperature
 Sin datos disponibles

Track Temperature
 Sin datos disponibles

Humidity
 Sin datos disponibles

Pressure
 Sin datos disponibles

Wind Speed
 Sin datos disponibles

Wind direction
 North = 0°/360° Est = 90° South = 180° West= 270°
 Sin datos disponibles

