

Spa Francorchamps
Euroformula Open
Race - 2
Provisional Results



Clas	Nº	Driver	Nat	Cat	Clas	Team	Nat	Vehicle	Laps	Total Time	Gap	Interval	Km/h	Best	Time	Km/h
1	23	Bryce Aron				Team Motopark		Dallara F320 Spiess	13	28:42.905			190.2	8	2:11.712	191.4
2	19	Noel Leon				Team Motopark		Dallara F320 Spiess	13	28:43.158	0.253	0.253	190.2	10	2:11.180	192.2
3	84	Francesco Simonazzi				BVM Racing		Dallara F320 Spiess	13	28:45.052	2.147	1.894	190.0	10	2:11.749	191.3
4	73	Cian Shields				Team Motopark		Dallara F320 Spiess	13	28:50.439	7.534	5.387	189.4	6	2:12.251	190.6
5	21	Josh Mason				CryptoTower Racing Team		Dallara F320 Spiess	13	28:53.581	10.676	3.142	189.0	4	2:12.531	190.2
6	26	Jakob Bergmeister		R	1	Team Motopark		Dallara F320 Spiess	13	29:00.408	17.503	6.827	188.3	3	2:12.699	190.0
7	10	Juju Noda		R	2	Noda Racing		Dallara F320 Spiess	13	29:07.020	24.115	6.612	187.6	3	2:13.606	188.7
8	39	Gerrard Xie		R	3	CryptoTower Racing Team		Dallara F320 Spiess	13	29:17.431	34.526	10.411	186.5	2	2:13.979	188.1
9	212	Paolo Brajnik		GC	1	NV Racing		Dallara F320 Spiess	13	29:35.182	52.277	17.751	184.6	2	2:15.193	186.5
10	7	Vladimir Netusil		GC	2	Effective Racing		Dallara F320 HWA	13	29:37.331	54.426	2.149	184.4	12	2:15.421	186.1

Fastest lap Noel Leon in 2:11.180 at 192.2 Km/h in lap 10

Published at:.....

Track Temp: **26.6 °C** Air Temp: **18.7 °C** Humidity: **48 %** Track Status: **DRY**

Race Director:

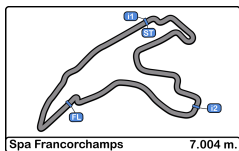
Neus Santamaría Sanromà

DPB-0819-ESP/CAT

Timekeeper:

Luis Angel García Nuñez
 JOB-1605-ESP/M





Spa Francorchamps
Euroformula Open
Race - 2
Provisional Results by Category



Rookie																		
Clas	Nº	Driver	Nat	Cat	Clas	Team	Nat	Vehicle	Laps	Total Time	Gap	Interval	Km/h	Best	Time	Km/h		
1	26	Jakob Bergmeister		DEU	R	1	Team Motopark		DEU	Dallara F320 Spiess	13	29:00.408			188.3	3	2:12.699	190.0
2	10	Juju Noda		JPN	R	2	Noda Racing		JPN	Dallara F320 Spiess	13	29:07.020	6.612	6.612	187.6	3	2:13.606	188.7
3	39	Gerrard Xie		HKG	R	3	CryptoTower Racing Team		JPN	Dallara F320 Spiess	13	29:17.431	17.023	10.411	186.5	2	2:13.979	188.1

GC																		
Clas	Nº	Driver	Nat	Cat	Clas	Team	Nat	Vehicle	Laps	Total Time	Gap	Interval	Km/h	Best	Time	Km/h		
1	212	Paolo Brajnik		SRB	GC	1	NV Racing		SRB	Dallara F320 Spiess	13	29:35.182			184.6	2	2:15.193	186.5
2	7	Vladimir Netusil		CZE	GC	2	Effective Racing		CZE	Dallara F320 HWA	13	29:37.331	2.149	2.149	184.4	12	2:15.421	186.1

Clas	Nº	Driver	Nat	Cat	Clas	Team	Nat	Vehicle	Laps	Total Time	Gap	Interval	Km/h	Best	Time	Km/h	
1	23	Bryce Aron		USA		Team Motopark		DEU	Dallara F320 Spiess	13	28:42.905			190.2	8	2:11.712	191.4
2	19	Noel Leon		MEX		Team Motopark		DEU	Dallara F320 Spiess	13	28:43.158	0.253	0.253	190.2	10	2:11.180	192.2
3	84	Francesco Simonazzi		ITA		BVM Racing		ITA	Dallara F320 Spiess	13	28:45.052	2.147	1.894	190.0	10	2:11.749	191.3
4	73	Cian Shields		GBR		Team Motopark		DEU	Dallara F320 Spiess	13	28:50.439	7.534	5.387	189.4	6	2:12.251	190.6
5	21	Josh Mason		GBR		CryptoTower Racing Team		JPN	Dallara F320 Spiess	13	28:53.581	10.676	3.142	189.0	4	2:12.531	190.2

Fastest lap Noel Leon in 2:11.180 at 192.2 Km/h in lap 10

Published at:.....

Track Temp: **26.6 °C** Air Temp: **18.7 °C** Humidity: **48 %** Track Status: **DRY**

Race Director:

Neus Santamaría Sanromà
 DPB-0819-ESP/CAT

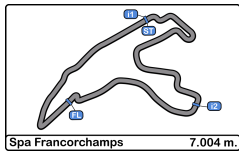
Timekeeper:

Luis Angel García Nuñez
 JOB-1605-ESP/M



CIRCUIT DE SPA
FRANCORCHAMPS





Spa Francorchamps
Euroformula Open
Race - 2



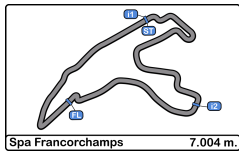
Provisional Classification by Driver Fastest Lap

Clas	Nº	Driver	Nat	Cat	Clas	Team	Nat	Vehicle	Laps	Best	Time	Gap	Interval	Km/h
1	19	Noel Leon	MEX			Team Motopark	DEU	Dallara F320 Spiess	13	10	2:11.180			192.2
2	23	Bryce Aron	USA			Team Motopark	DEU	Dallara F320 Spiess	13	8	2:11.712	0.532	0.532	191.4
3	84	Francesco Simonazzi	ITA			BVM Racing	ITA	Dallara F320 Spiess	13	10	2:11.749	0.569	0.037	191.3
4	73	Cian Shields	GBR			Team Motopark	DEU	Dallara F320 Spiess	13	6	2:12.251	1.071	0.502	190.6
5	21	Josh Mason	GBR			CryptoTower Racing Team	JPN	Dallara F320 Spiess	13	4	2:12.531	1.351	0.280	190.2
6	26	Jakob Bergmeister	DEU	R	1	Team Motopark	DEU	Dallara F320 Spiess	13	3	2:12.699	1.519	0.168	190.0
7	10	Juju Noda	JPN	R	2	Noda Racing	JPN	Dallara F320 Spiess	13	3	2:13.606	2.426	0.907	188.7
8	39	Gerrard Xie	HKG	R	3	CryptoTower Racing Team	JPN	Dallara F320 Spiess	13	2	2:13.979	2.799	0.373	188.1
9	212	Paolo Brajnik	SRB	GC	1	NV Racing	SRB	Dallara F320 Spiess	13	2	2:15.193	4.013	1.214	186.5
10	7	Vladimir Netusil	CZE	GC	2	Effective Racing	CZE	Dallara F320 HWA	13	12	2:15.421	4.241	0.228	186.1



CIRCUIT DE SPA
FRANCORCHAMPS





Spa Francorchamps
Euroformula Open
Race - 2



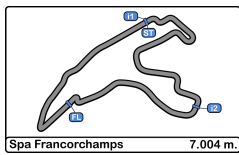
Distance and Speed Average

Clas	Nº	Driver	Nat	Cat	Clas	Team	Nat	Vehicle	Laps	Distance	Total Time	Km/h
1	23	Bryce Aron		USA		Team Motopark		Dallara F320 Spiess	13	91.05	28:42.905	190.2
2	19	Noel Leon		MEX		Team Motopark		Dallara F320 Spiess	13	91.05	28:43.158	190.2
3	84	Francesco Simonazzi		ITA		BVM Racing		Dallara F320 Spiess	13	91.05	28:45.052	190.0
4	73	Cian Shields		GBR		Team Motopark		Dallara F320 Spiess	13	91.05	28:50.439	189.4
5	21	Josh Mason		GBR		CryptoTower Racing Team		Dallara F320 Spiess	13	91.05	28:53.581	189.0
6	26	Jakob Bergmeister		R	1	Team Motopark		Dallara F320 Spiess	13	91.05	29:00.408	188.3
7	10	Juju Noda		R	2	Noda Racing		Dallara F320 Spiess	13	91.05	29:07.020	187.6
8	39	Gerrard Xie		R	3	CryptoTower Racing Team		Dallara F320 Spiess	13	91.05	29:17.431	186.5
9	212	Paolo Brajnik		GC	1	NV Racing		Dallara F320 Spiess	13	91.05	29:35.182	184.6
10	7	Vladimir Netusil		GC	2	Effective Racing		Dallara F320 HWA	13	91.05	29:37.331	184.4



CIRCUIT DE SPA
FRANCORCHAMPS





Spa Francorchamps
Euroformula Open
Race - 2
Lap Analysis



7 Vladimir Netusil Dallara F320 HWA **21** Josh Mason Dallara F320 Spiess

GC Effective Racing CryptoTower Racing Team

Lap	D	Time	Sector 1	Sector 2	Sector 3	T. Spd	Elapsed	Lap	D	Time	Sector 1	Sector 2	Sector 3	T. Spd	Elapsed
1		2:21.776	43.192	1:02.889	35.695	234.7	2:21.776	1		2:17.577	42.452	59.800	35.325	241.0	2:17.577
2		2:15.441	39.678	1:00.153	35.610	248.2	4:37.217	2		2:13.326	39.385	58.658	35.283	247.1	4:30.903
3		2:15.945	40.212	1:00.121	35.612	247.1	6:53.162	3		2:13.298	39.413	58.745	35.140	244.3	6:44.201
4		2:15.745	39.883	1:00.110	35.752	246.0	9:08.907	4		2:12.531	39.075	58.309	35.147	248.8	8:56.732
5		2:16.795	40.028	1:00.977	35.790	244.8	11:25.702	5		2:12.989	39.234	58.293	35.462	247.7	11:09.721
6		2:18.844	40.902	1:01.443	36.499	247.7	13:44.546	6		2:13.456	39.251	59.085	35.120	246.5	13:23.177
7		2:17.356	39.802	1:01.475	36.079	248.2	16:01.902	7		2:12.930	39.086	58.489	35.355	250.5	15:36.107
8		2:16.633	39.794	1:01.035	35.804	248.2	18:18.535	8		2:12.880	39.128	58.363	35.389	249.4	17:48.987
9		2:15.684	39.984	59.921	35.779	246.5	20:34.219	9		2:13.202	39.129	58.672	35.401	248.8	20:02.189
10		2:15.521	40.116	59.720	35.685	244.8	22:49.740	10		2:12.846	39.213	58.398	35.235	247.7	22:15.035
11		2:16.034	39.910	1:00.291	35.833	246.0	25:05.774	11		2:12.791	39.312	58.274	35.205	248.2	24:27.826
12		2:15.421	39.773	59.614	36.034	245.4	27:21.195	12		2:13.104	39.284	58.413	35.407	247.7	26:40.930
13		2:16.136	39.988	1:00.139	36.009	246.0	29:37.331	13		2:12.651	39.205	58.173	35.273	247.1	28:53.581

10 Juju Noda Dallara F320 Spiess **23** Bryce Aron Dallara F320 Spiess

Rookie Noda Racing Team Motopark

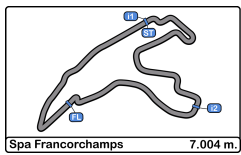
Lap	D	Time	Sector 1	Sector 2	Sector 3	T. Spd	Elapsed	Lap	D	Time	Sector 1	Sector 2	Sector 3	T. Spd	Elapsed
1		2:20.065	43.034	1:01.595	35.436	252.9	2:20.065	1		2:16.024	42.392	58.468	35.164	246.0	2:16.024
2		2:13.837	39.209	59.293	35.335	248.8	4:33.902	2		2:12.161	39.053	58.107	35.001	249.4	4:28.185
3		2:13.606	39.205	58.851	35.550	247.7	6:47.508	3		2:11.917	39.034	57.504	35.379	247.1	6:40.102
4		2:14.646	39.394	59.568	35.684	246.0	9:02.154	4		2:13.243	39.694	58.612	34.937	242.6	8:53.345
5		2:13.845	39.468	58.870	35.507	244.8	11:15.999	5		2:12.519	38.895	58.583	35.041	250.0	11:05.864
6		2:14.070	39.414	59.050	35.606	243.7	13:30.069	6		2:11.781	38.965	57.577	35.239	249.4	13:17.645
7		2:14.043	39.688	58.729	35.626	242.1	15:44.112	7		2:12.252	39.480	57.595	35.177	242.6	15:29.897
8		2:13.784	39.480	58.734	35.570	242.6	17:57.896	8		2:11.712	39.412	57.197	35.103	243.2	17:41.609
9		2:13.747	39.580	58.625	35.542	242.1	20:11.643	9		2:11.832	39.419	57.195	35.218	243.7	19:53.441
10		2:13.715	39.572	58.485	35.658	242.1	22:25.358	10		2:11.950	39.473	57.268	35.209	243.7	22:05.391
11		2:13.853	39.556	58.742	35.555	243.2	24:39.211	11		2:12.107	39.488	57.324	35.295	243.7	24:17.498
12		2:13.709	39.545	58.740	35.424	242.6	26:52.920	12		2:12.390	39.517	57.592	35.281	242.6	26:29.888
13		2:14.100	39.627	58.914	35.559	243.2	29:07.020	13		2:13.017	39.823	57.725	35.469	242.6	28:42.905

19 Noel Leon Dallara F320 Spiess **26** Jakob Bergmeister Dallara F320 Spiess

Team Motopark Rookie Team Motopark

Lap	D	Time	Sector 1	Sector 2	Sector 3	T. Spd	Elapsed	Lap	D	Time	Sector 1	Sector 2	Sector 3	T. Spd	Elapsed
1		2:18.350	42.922	1:00.196	35.232	254.1	2:18.350	1		2:19.160	42.847	1:01.158	35.155	252.9	2:19.160
2		2:12.836	38.873	58.868	35.095	247.7	4:31.186	2		2:13.616	39.068	59.633	34.915	251.7	4:32.776
3		2:11.618	39.102	57.482	35.034	250.5	6:42.804	3		2:12.699	38.858	58.881	34.960	254.1	6:45.475
4		2:11.481	39.259	57.384	34.838	246.0	8:54.285	4		2:13.061	39.015	58.930	35.116	251.7	8:58.536
5		2:12.068	39.220	57.925	34.923	247.1	11:06.353	5		2:12.988	39.018	58.796	35.174	251.1	11:11.524
6		2:12.327	38.813	58.559	34.955	250.5	13:18.680	6		2:13.297	39.092	59.066	35.139	250.0	13:24.821
7		2:13.039	38.739	59.222	35.078	255.9	15:31.719	7		2:13.649	39.200	59.178	35.271	248.8	15:38.470
8		2:11.625	39.004	57.603	35.018	247.1	17:43.344	8		2:13.336	39.253	58.848	35.235	248.8	17:51.806
9		2:11.866	39.412	57.433	35.021	246.0	19:55.210	9		2:13.125	39.153	58.755	35.217	248.2	20:04.931
10		2:11.180	39.111	57.155	34.914	246.0	22:06.390	10		2:13.810	39.230	59.216	35.364	247.7	22:18.741
11		2:11.839	39.161	57.737	34.941	249.4	24:18.229	11		2:13.641	39.387	59.002	35.252	246.5	24:32.382
12		2:12.066	38.998	58.104	34.964	250.0	26:30.295	12		2:13.722	39.316	59.022	35.384	246.5	26:46.104
13		2:12.863	39.415	58.282	35.166	241.0	28:43.158	13		2:14.304	39.360	59.403	35.541	246.0	29:00.408





Spa Francorchamps
Euroformula Open
Race - 2
Lap Analysis



39

Gerrard Xie

Dallara F320 Spiess **212**

Paolo Brajnik

Dallara F320 Spiess

Rookie

CryptoTower Racing Team

GC

NV Racing

Lap	D	Time	Sector 1	Sector 2	Sector 3	T. Spd	Elapsed	Lap	D	Time	Sector 1	Sector 2	Sector 3	T. Spd	Elapsed
1		2:23.897	45.136	1:01.736	37.025	241.0	2:23.897	1		2:22.362	44.267	1:02.227	35.868	242.6	2:22.362
2		2:13.979	39.378	59.309	35.292	247.7	4:37.876	2		2:15.193	39.475	1:00.248	35.470	248.8	4:37.555
3		2:15.812	39.544	1:00.707	35.561	246.5	6:53.688	3		2:17.132	39.927	1:01.521	35.684	241.6	6:54.687
4		2:15.324	39.308	1:00.572	35.444	244.8	9:09.012	4		2:15.275	39.773	59.871	35.631	243.2	9:09.962
5		2:14.691	39.859	59.266	35.566	244.8	11:23.703	5		2:15.962	39.519	1:00.896	35.547	246.0	11:25.924
6		2:14.208	39.644	59.007	35.557	244.8	13:37.911	6		2:18.252	40.730	1:01.138	36.384	241.6	13:44.176
7		2:14.154	39.477	59.091	35.586	244.8	15:52.065	7		2:15.775	40.221	59.667	35.887	240.0	15:59.951
8		2:14.174	39.521	59.158	35.495	245.4	18:06.239	8		2:15.295	40.186	59.290	35.819	241.0	18:15.246
9		2:14.020	39.483	59.008	35.529	244.8	20:20.259	9		2:15.463	40.124	59.420	35.919	240.5	20:30.709
10		2:14.074	39.470	59.176	35.428	244.3	22:34.333	10		2:15.746	40.273	59.687	35.786	239.4	22:46.455
11		2:14.383	39.512	59.383	35.488	244.3	24:48.716	11		2:15.915	40.286	59.522	36.107	240.5	25:02.370
12		2:14.374	39.526	59.251	35.597	244.8	27:03.090	12		2:16.230	40.483	59.597	36.150	239.4	27:18.600
13		2:14.341	39.598	59.287	35.456	244.8	29:17.431	13		2:16.582	40.284	1:00.080	36.218	240.5	29:35.182

73

Cian Shields

Dallara F320 Spiess

Team Motopark

Lap	D	Time	Sector 1	Sector 2	Sector 3	T. Spd	Elapsed
1		2:18.125	42.590	1:00.179	35.356	249.4	2:18.125
2		2:14.171	39.094	59.845	35.232	252.9	4:32.296
3		2:12.425	39.011	58.513	34.901	249.4	6:44.721
4		2:12.496	38.862	58.655	34.979	254.7	8:57.217
5		2:12.810	38.907	58.680	35.223	256.5	11:10.027
6		2:12.251	38.902	58.195	35.154	247.7	13:22.278
7		2:12.268	39.363	57.812	35.093	244.3	15:34.546
8		2:12.760	39.231	58.270	35.259	246.0	17:47.306
9		2:12.495	39.345	57.999	35.151	246.0	19:59.801
10		2:12.496	39.430	57.939	35.127	244.8	22:12.297
11		2:12.615	39.480	57.836	35.299	245.4	24:24.912
12		2:12.768	39.491	58.068	35.209	244.8	26:37.680
13		2:12.759	39.468	58.051	35.240	244.8	28:50.439

84

Francesco Simonazzi

Dallara F320 Spiess

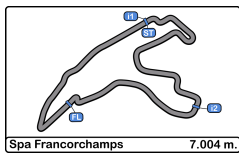
BVM Racing

Lap	D	Time	Sector 1	Sector 2	Sector 3	T. Spd	Elapsed
1		2:15.154	41.868	58.015	35.271	240.0	2:15.154
2		2:12.516	39.774	57.464	35.278	241.0	4:27.670
3		2:12.716	39.581	58.038	35.097	240.5	6:40.386
4		2:12.155	39.418	57.576	35.161	240.5	8:52.541
5		2:12.563	39.670	57.580	35.313	241.0	11:05.104
6		2:13.116	39.694	58.370	35.052	241.0	13:18.220
7		2:13.162	39.005	58.988	35.169	250.0	15:31.382
8		2:12.560	39.420	58.185	34.955	248.2	17:43.942
9		2:12.199	38.837	58.315	35.047	243.2	19:56.141
10		2:11.749	38.994	57.684	35.071	247.7	22:07.890
11		2:12.265	39.266	57.829	35.170	246.0	24:20.155
12		2:12.568	39.429	57.991	35.148	243.7	26:32.723
13		2:12.329	39.239	57.831	35.259	244.3	28:45.052



CIRCUIT DE SPA FRANCORCHAMPS





Spa Francorchamps
Euroformula Open
Race - 2



Analysis by Lap

Num	Lap Time	Gap
Lap 1		
84	2:15.154	
23	2:16.024	00.870
21	2:17.577	02.423
73	2:18.125	02.971
19	2:18.350	03.196
26	2:19.160	04.006
10	2:20.065	04.911
7	2:21.776	06.622
212	2:22.362	07.208
39	2:23.897	08.743
Num Lap Time Gap		
Lap 2		
84	2:12.516	
23	2:12.161	00.515
21	2:13.326	03.233
19	2:12.836	03.516
73	2:14.171	04.626
26	2:13.616	05.106
10	2:13.837	06.232
7	2:15.441	09.547
212	2:15.193	09.885
39	2:13.979	10.206
Num Lap Time Gap		
Lap 3		
23	2:11.917	
84	2:12.716	00.284
19	2:11.618	02.702
21	2:13.298	04.099
73	2:12.425	04.619
26	2:12.699	05.373
10	2:13.606	07.406
7	2:15.945	13.060
39	2:15.812	13.586
212	2:17.132	14.585
Num Lap Time Gap		
Lap 4		
84	2:12.155	
23	2:13.243	00.804
19	2:11.481	01.744
21	2:12.531	04.191
73	2:12.496	04.676
26	2:13.061	05.995
10	2:14.646	09.613
7	2:15.745	16.366
39	2:15.324	16.471
212	2:15.275	17.421
Num Lap Time Gap		
Lap 5		
84	2:12.563	
23	2:12.519	00.760
19	2:12.068	01.249
21	2:12.989	04.617
73	2:12.810	04.923
26	2:12.988	06.420
10	2:13.845	10.895

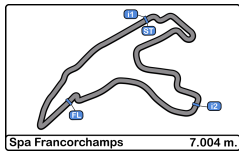
Num	Lap Time	Gap
39	2:14.691	18.599
7	2:16.795	20.598
212	2:15.962	20.820
Num Lap Time Gap		
Lap 6		
23	2:11.781	
84	2:13.116	00.575
19	2:12.327	01.035
73	2:12.251	04.633
21	2:13.456	05.532
26	2:13.297	07.176
10	2:14.070	12.424
39	2:14.208	20.266
212	2:18.252	26.531
7	2:18.844	26.901
Num Lap Time Gap		
Lap 7		
23	2:12.252	
84	2:13.162	01.485
19	2:13.039	01.822
73	2:12.268	04.649
21	2:12.930	06.210
26	2:13.649	08.573
10	2:14.043	14.215
39	2:14.154	22.168
212	2:15.775	30.054
7	2:17.356	32.005
Num Lap Time Gap		
Lap 8		
23	2:11.712	
19	2:11.625	01.735
84	2:12.560	02.333
73	2:12.760	05.697
21	2:12.880	07.378
26	2:13.336	10.197
10	2:13.784	16.287
39	2:14.174	24.630
212	2:15.295	33.637
7	2:16.633	36.926
Num Lap Time Gap		
Lap 9		
23	2:11.832	
19	2:11.866	01.769
84	2:12.199	02.700
73	2:12.495	06.360
21	2:13.202	08.748
26	2:13.125	11.490
10	2:13.747	18.202
39	2:14.020	26.818
212	2:15.463	37.268
7	2:15.684	40.778
Num Lap Time Gap		
Lap 10		
23	2:11.950	
19	2:11.180	00.999

Num	Lap Time	Gap
84	2:11.749	02.499
73	2:12.496	06.906
21	2:12.846	09.644
26	2:13.810	13.350
10	2:13.715	19.967
39	2:14.074	28.942
212	2:15.746	41.064
7	2:15.521	44.349
Num Lap Time Gap		
Lap 11		
23	2:12.107	
19	2:11.839	00.731
84	2:12.265	02.657
73	2:12.615	07.414
21	2:12.791	10.328
26	2:13.641	14.884
10	2:13.853	21.713
39	2:14.383	31.218
212	2:15.915	44.872
7	2:16.034	48.276
Num Lap Time Gap		
Lap 12		
23	2:12.390	
19	2:12.066	00.407
84	2:12.568	02.835
73	2:12.768	07.792
21	2:13.104	11.042
26	2:13.722	16.216
10	2:13.709	23.032
39	2:14.374	33.202
212	2:16.230	48.712
7	2:15.421	51.307
Num Lap Time Gap		
Lap 13		
23	2:13.017	
19	2:12.863	00.253
84	2:12.329	02.147
73	2:12.759	07.534
21	2:12.651	10.676
26	2:14.304	17.503
10	2:14.100	24.115
39	2:14.341	34.526
212	2:16.582	52.277
7	2:16.136	54.426



CIRCUIT DE SPA
FRANCORCHAMPS





Spa Francorchamps
Euroformula Open
Race - 2
Best Sectors Results

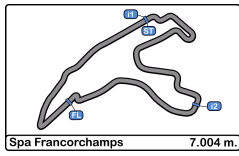


Sector - 1			Sector - 2			Sector - 3			Ideal Lap vs Best Lap						
Clas	Nº	Driver	Time	Nº	Driver	Time	Nº	Driver	Time	Clas	Nº	Driver	Ideal Lap	Best Lap	Clas
1	19	Noel Leon	38.739	19	Noel Leon	57.155	19	Noel Leon	34.838	1	19	Noel Leon	2:10.732	2:11.180	1
2	84	Francesco Simonazzi	38.837	23	Bryce Aron	57.195	73	Cian Shields	34.901	2	23	Bryce Aron	2:11.027	2:11.712	2
3	26	Jakob Bergmeister	38.858	84	Francesco Simonazzi	57.464	26	Jakob Bergmeister	34.915	3	84	Francesco Simonazzi	2:11.256	2:11.749	3
4	73	Cian Shields	38.862	73	Cian Shields	57.812	23	Bryce Aron	34.937	4	73	Cian Shields	2:11.575	2:12.251	4
5	23	Bryce Aron	38.895	21	Josh Mason	58.173	84	Francesco Simonazzi	34.955	5	21	Josh Mason	2:12.368	2:12.531	5
6	21	Josh Mason	39.075	10	Juju Noda	58.485	21	Josh Mason	35.120	6	26	Jakob Bergmeister	2:12.528	2:12.699	6
7	10	Juju Noda	39.205	26	Jakob Bergmeister	58.755	39	Gerrard Xie	35.292	7	10	Juju Noda	2:13.025	2:13.606	7
8	39	Gerrard Xie	39.308	39	Gerrard Xie	59.007	10	Juju Noda	35.335	8	39	Gerrard Xie	2:13.607	2:13.979	8
9	21	Paolo Brajnik	39.475	212	Paolo Brajnik	59.290	212	Paolo Brajnik	35.470	9	212	Paolo Brajnik	2:14.235	2:15.193	9
10	7	Vladimir Netusil	39.678	7	Vladimir Netusil	59.614	7	Vladimir Netusil	35.610	10	7	Vladimir Netusil	2:14.902	2:15.421	10



CIRCUIT DE SPA
FRANCORCHAMPS





Spa Francorchamps
Euroformula Open
Race - 2
Leader Sequence

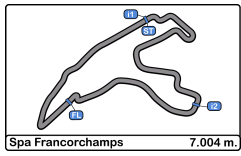


N°	Driver	Nat	Cat	Clas	Team	Nat	Vehicle	Start Lap	End Lap	Laps	Total Laps
84	Francesco Simonazzi		ITA		BVM Racing		Dallara F320 Spiess	1	2	2	2
23	Bryce Aron		USA		Team Motopark		Dallara F320 Spiess	3	3	1	1
84	Francesco Simonazzi		ITA		BVM Racing		Dallara F320 Spiess	4	5	2	4
23	Bryce Aron		USA		Team Motopark		Dallara F320 Spiess	6	13	8	9



CIRCUIT DE SPA
FRANCORCHAMPS





Spa Francorchamps
Euroformula Open
Race - 2
Best 5 Lap Times

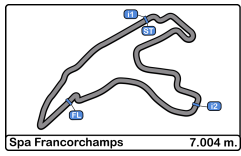


Cls	N°	Driver	Nat	Cat	Cls	Team	Nat	Vehicle	Best 1		Best 2		Best 3		Best 4		Best 5	
									Time	Lap	Time	Lap	Time	Lap	Time	Lap	Time	Lap
1	19	Noel Leon	MEX			Team Motopark	DEU	Dallara F320 Spiess	2:11.180	10	2:11.481	4	2:11.618	3	2:11.625	8	2:11.839	11
2	23	Bryce Aron	USA			Team Motopark	DEU	Dallara F320 Spiess	2:11.712	8	2:11.781	6	2:11.832	9	2:11.917	3	2:11.950	10
3	84	Francesco	ITA			BVM Racing	ITA	Dallara F320 Spiess	2:11.749	10	2:12.155	4	2:12.199	9	2:12.265	11	2:12.329	13
4	73	Cian Shields	GBR			Team Motopark	DEU	Dallara F320 Spiess	2:12.251	6	2:12.268	7	2:12.425	3	2:12.495	9	2:12.496	4
5	21	Josh Mason	GBR			CryptoTower Racing	JPN	Dallara F320 Spiess	2:12.531	4	2:12.651	13	2:12.791	11	2:12.846	10	2:12.880	8
6	26	Jakob Bergmeister	DEU	R	1	Team Motopark	DEU	Dallara F320 Spiess	2:12.699	3	2:12.988	5	2:13.061	4	2:13.125	9	2:13.297	6
7	10	Juju Noda	JPN	R	2	Noda Racing	JPN	Dallara F320 Spiess	2:13.606	3	2:13.709	12	2:13.715	10	2:13.747	9	2:13.784	8
8	39	Gerrard Xie	HKG	R	3	CryptoTower Racing	JPN	Dallara F320 Spiess	2:13.979	2	2:14.020	9	2:14.074	10	2:14.154	7	2:14.174	8
9	212	Paolo Brajnik	SRB	GC	1	NV Racing	SRB	Dallara F320 Spiess	2:15.193	2	2:15.275	4	2:15.295	8	2:15.463	9	2:15.746	10
10	7	Vladimir Netusil	CZE	GC	2	Effective Racing	CZE	Dallara F320 HWA	2:15.421	12	2:15.441	2	2:15.521	10	2:15.684	9	2:15.745	4



CIRCUIT DE SPA
FRANCORCHAMPS





Spa Francorchamps
Euroformula Open
Race - 2
Best 5 Top Speeds



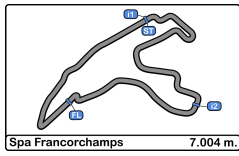
Spa Francorchamps 7.004 m

Clas	Nº	Driver	Nat	Cat	Cls	Team	Nat	Vehicle	Top 1		Top 2		Top 3		Top 4		Top 5		Avg
									Km/h	Lap	Km/h	Lap	Km/h	Lap	Km/h	Lap	Km/h	Lap	
1	73	Cian Shields				Team Motopark		Dallara F320 Spiess	256.5	5	254.7	4	252.9	2	249.4	1	249.4	3	252.6
2	19	Noel Leon				Team Motopark		Dallara F320 Spiess	255.9	7	254.1	1	250.5	3	250.5	6	250.0	12	252.2
3	26	Jakob Bergmeister		R	1	Team Motopark		Dallara F320 Spiess	254.1	3	252.9	1	251.7	2	251.7	4	251.1	5	252.3
4	10	Juju Noda		R	2	Noda Racing		Dallara F320 Spiess	252.9	1	248.8	2	247.7	3	246.0	4	244.8	5	248.0
5	21	Josh Mason				CryptoTower Racing Team		Dallara F320 Spiess	250.5	7	249.4	8	248.8	4	248.8	9	248.2	11	249.1
6	23	Bryce Aron				Team Motopark		Dallara F320 Spiess	250.0	5	249.4	2	249.4	6	247.1	3	246.0	1	248.3
7	84	Francesco Simonazzi				BVM Racing		Dallara F320 Spiess	250.0	7	248.2	8	247.7	10	246.0	11	244.3	13	247.2
8	212	Paolo Brajnik		GC	1	NV Racing		Dallara F320 Spiess	248.8	2	246.0	5	243.2	4	242.6	1	241.6	3	244.4
9	7	Vladimir Netusil		GC	2	Effective Racing		Dallara F320 HWA	248.2	2	248.2	7	248.2	8	247.7	6	247.1	3	247.9
10	39	Gerrard Xie		R	3	CryptoTower Racing Team		Dallara F320 Spiess	247.7	2	246.5	3	245.4	8	244.8	4	244.8	5	245.9



CIRCUIT DE SPA
FRANCORCHAMPS



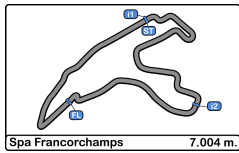


Spa Francorchamps
Euroformula Open
Race - 2
Fastest Laps Sequence



Lap	Time of Day	Session Time	Nº Driver	Nat	Cat	Team	Nat	Vehicle	Time	Km/h
2	9:18:53.326	4:27.326	84 Francesco Simonazzi		ITA	BVM Racing		Dallara F320 Spiess	2:12.516	190.2
2	9:18:53.841	4:27.841	23 Bryce Aron		USA	Team Motopark		Dallara F320 Spiess	2:12.161	190.7
3	9:21:05.758	6:39.758	23 Bryce Aron		USA	Team Motopark		Dallara F320 Spiess	2:11.917	191.1
3	9:21:08.460	6:42.460	19 Noel Leon		MEX	Team Motopark		Dallara F320 Spiess	2:11.618	191.5
4	9:23:19.941	8:53.941	19 Noel Leon		MEX	Team Motopark		Dallara F320 Spiess	2:11.481	191.7
10	9:36:32.046	22:06.046	19 Noel Leon		MEX	Team Motopark		Dallara F320 Spiess	2:11.180	192.2





Spa Francorchamps

Euroformula Open

Race - 2

Event Best Maximum Speed

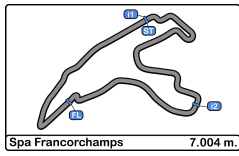


N°	Driver	Nat	Cat	Clas	Team	Nat	Vehicle	Km/h	Session
73	Cian Shields		GBR		Team Motopark		DEU Dallara F320 Spiess	256.5	Race - 2
19	Noel Leon		MEX		Team Motopark		DEU Dallara F320 Spiess	255.9	Race - 2
21	Josh Mason		GBR		CryptoTower Racing Team		JPN Dallara F320 Spiess	255.3	Race - 1
26	Jakob Bergmeister		DEU	R 1	Team Motopark		DEU Dallara F320 Spiess	254.1	Race - 2
10	Juju Noda		JPN	R 2	Noda Racing		JPN Dallara F320 Spiess	252.9	Race - 2
39	Gerrard Xie		HKG	R 3	CryptoTower Racing Team		JPN Dallara F320 Spiess	252.3	Race - 1
23	Bryce Aron		USA		Team Motopark		DEU Dallara F320 Spiess	252.3	Race - 1
84	Francesco Simonazzi		ITA		BVM Racing		ITA Dallara F320 Spiess	250.0	Race - 2
7	Vladimir Netusil		CZE	GC 1	Effective Racing		CZE Dallara F320 HWA	248.8	Race - 1
212	Paolo Brajnik		SRB	GC 2	NV Racing		SRB Dallara F320 Spiess	248.8	Race - 2



CIRCUIT DE SPA
FRANCORCHAMPS





Spa Francorchamps
Euroformula Open
Race - 2
Lap Chart



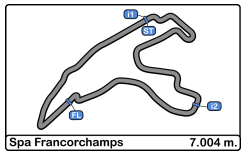
LAP

Nr	Pos	Grid	1	2	3	4	5	6	7	8	9	10	11	12	13
26	1	26	84	84	23	84	84	23	23	23	23	23	23	23	23
84	2	84	23	23	84	23	23	84	84	19	19	19	19	19	19
21	3	21	21	21	19	19	19	19	19	84	84	84	84	84	84
23	4	23	73	19	21	21	21	73	73	73	73	73	73	73	73
73	5	73	19	73	73	73	73	21	21	21	21	21	21	21	21
19	6	19	26	26	26	26	26	26	26	26	26	26	26	26	26
10	7	10	10	10	10	10	10	10	10	10	10	10	10	10	10
39	8	39	7	7	7	7	39	39	39	39	39	39	39	39	39
212	9	212	212	212	39	39	7	212	212	212	212	212	212	212	212
7	10	7	39	39	212	212	212	7	7	7	7	7	7	7	7



CIRCUIT DE SPA
FRANCORCHAMPS

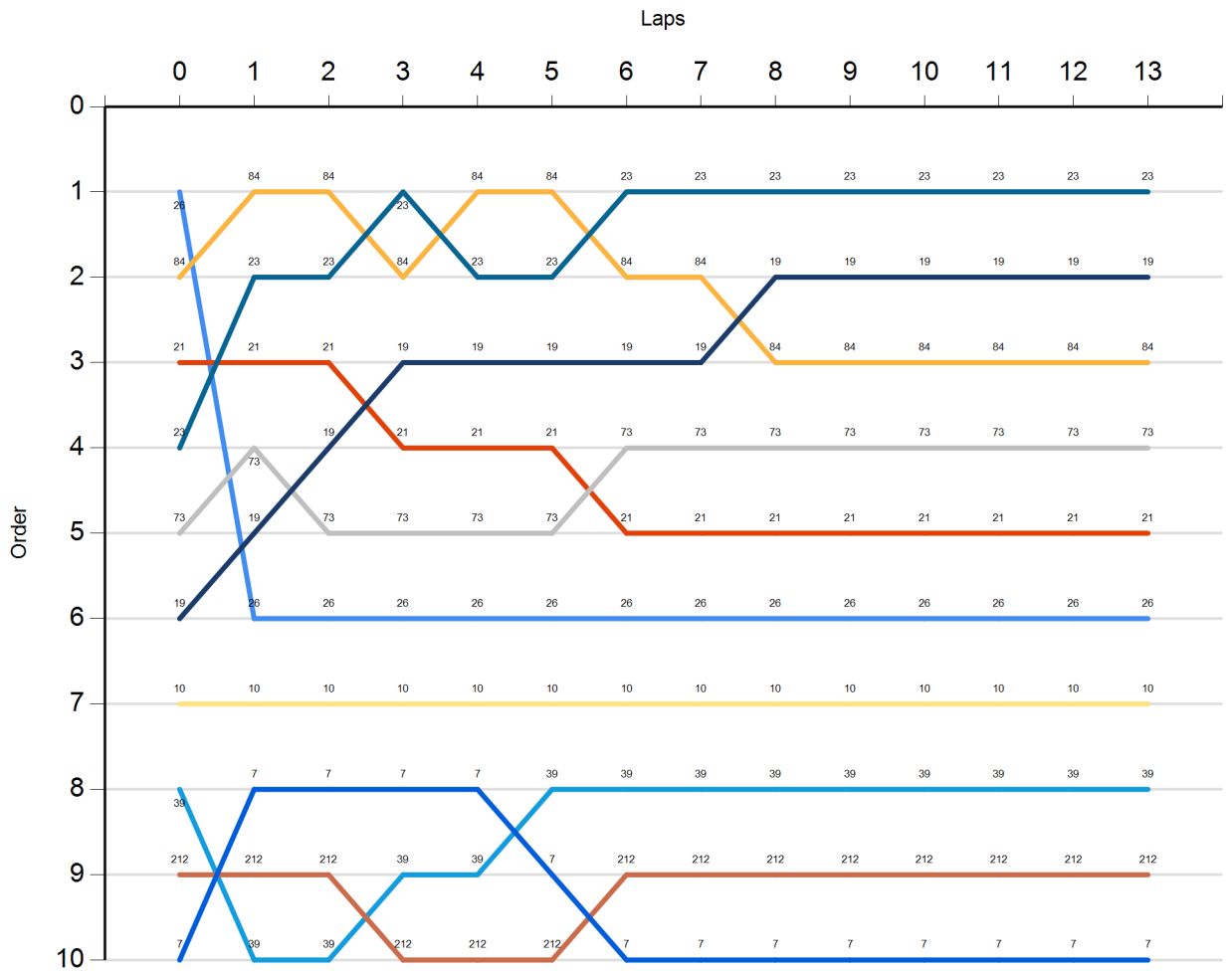




Spa Francorchamps
Euroformula Open
Race - 2
Graphic Lap Chart

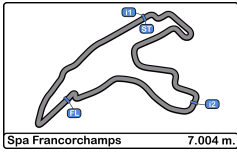


- 26
- 84
- 21
- 23
- 73
- 19
- 10
- 39
- 212
- 7



CIRCUIT DE SPA
FRANCORCHAMPS





Spa Francorchamps
Euroformula Open
Race - 2
Pit Stop Analysis

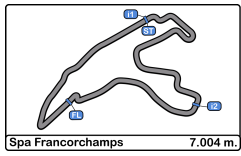


<u>Or</u> <u>d.</u>	<u>Nr.</u>	<u>In Day</u>	<u>Time</u>	<u>Driver</u>	<u>Nat</u>	<u>Cat</u>	<u>Team</u>	<u>Nat</u>	<u>Vehicle</u>	<u>In Time</u>	<u>Stop N°</u>	<u>Pit Time</u>	<u>Handicap</u>	<u>Dif.</u>
------------------------	------------	---------------	-------------	---------------	------------	------------	-------------	------------	----------------	----------------	----------------	-----------------	-----------------	-------------



CIRCUIT DE SPA
FRANCORCHAMPS

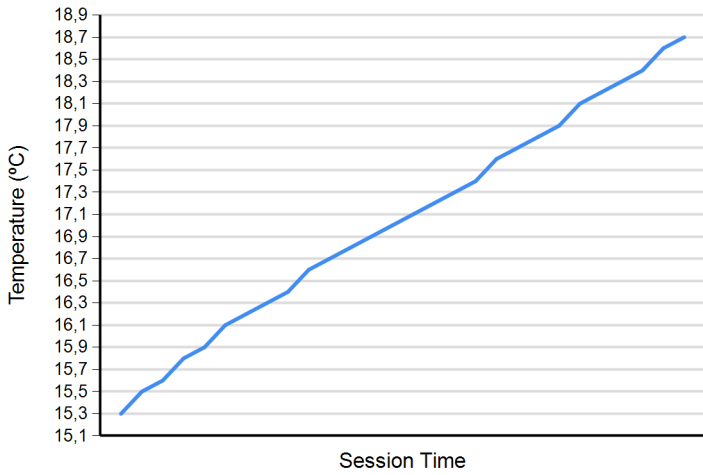




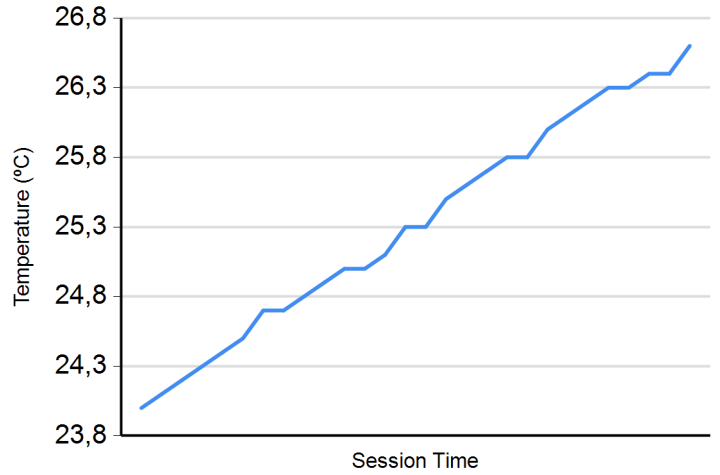
Spa Francorchamps
Euroformula Open
Race - 2
Weather Report



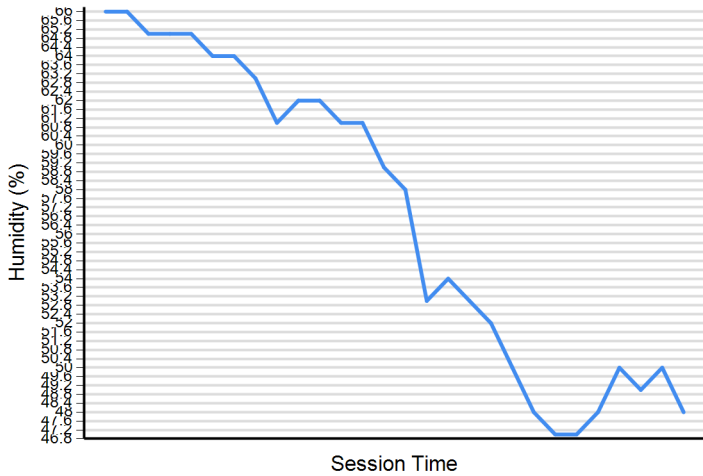
Air Temperature



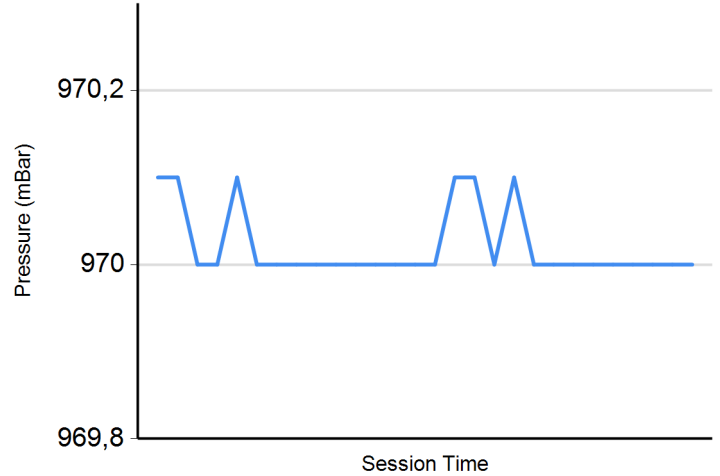
Track Temperature



Humidity



Pressure



Wind Speed

