

**Spa Francorchamps**  
**Euroformula Open**  
**Qualifying**  
**Provisional Results**



Clas	Nº	Driver	Nat	Cat	Clas	Team	Nat	Vehicle	Laps	Best	Time	Gap	Interval	Km/h
1	19	Noel Leon	MEX			Team Motopark	DEU	Dallara F320 Spiess	8	6	2:11.123			192.2
2	73	Cian Shields	GBR			Team Motopark	DEU	Dallara F320 Spiess	8	7	2:11.241	0.118	0.118	192.1
3	84	Francesco Simonazzi	ITA			BVM Racing	ITA	Dallara F320 Spiess	9	7	2:11.575	0.452	0.334	191.6
4	21	Josh Mason	GBR			CryptoTower Racing Team	JPN	Dallara F320 Spiess	8	6	2:11.642	0.519	0.067	191.5
5	23	Bryce Aron	USA			Team Motopark	DEU	Dallara F320 Spiess	6	5	2:11.691	0.568	0.049	191.4
6	39	Gerrard Xie	HKG	R	1	CryptoTower Racing Team	JPN	Dallara F320 Spiess	8	6	2:12.177	1.054	0.486	190.7
7	26	Jakob Bergmeister	DEU	R	2	Team Motopark	DEU	Dallara F320 Spiess	8	6	2:12.581	1.458	0.404	190.1
8	10	Juju Noda	JPN	R	3	Noda Racing	JPN	Dallara F320 Spiess	9	5	2:13.300	2.177	0.719	189.1
9	212	Paolo Brajnik	SRB	GC	1	NV Racing	SRB	Dallara F320 Spiess	9	8	2:14.526	3.403	1.226	187.4
10	7	Vladimir Netusil	CZE	GC	2	Effective Racing	CZE	Dallara F320 HWA	7	7	2:15.410	4.287	0.884	186.2

Published at:.....

Track Temp: **37.9 °C** Air Temp: **19.8 °C** Humidity: **38 %** Track Status: **DRY**

**Race Director:**

Neus Santamaría Sanromà

DPB-0819-ESP/CAT

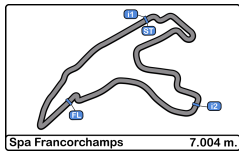
**Timekeeper:**

Luis Angel García Nuñez  
 JOB-1605-ESP/M



CIRCUIT DE SPA FRANCORCHAMPS





**Spa Francorchamps**  
**Euroformula Open**  
**Qualifying**  
**Provisional Results by Category**



Rookie														
Clas	Nº	Driver	Nat	Cat	Clas	Team	Nat	Vehicle	Laps	Best	Time	Gap	Interval	Km/h
1	39	Gerrard Xie		R	1	CryptoTower Racing Team		Dallara F320 Spiess	8	6	2:12.177			190.7
2	26	Jakob Bergmeister		R	2	Team Motopark		Dallara F320 Spiess	8	6	2:12.581	0.404	0.404	190.1
3	10	Juju Noda		R	3	Noda Racing		Dallara F320 Spiess	9	5	2:13.300	1.123	0.719	189.1

GC														
Clas	Nº	Driver	Nat	Cat	Clas	Team	Nat	Vehicle	Laps	Best	Time	Gap	Interval	Km/h
1	212	Paolo Brajnik		GC	1	NV Racing		Dallara F320 Spiess	9	8	2:14.526			187.4
2	7	Vladimir Netusil		GC	2	Effective Racing		Dallara F320 HWA	7	7	2:15.410	0.884	0.884	186.2

Clas	Nº	Driver	Nat	Cat	Clas	Team	Nat	Vehicle	Laps	Best	Time	Gap	Interval	Km/h
1	19	Noel Leon				Team Motopark		Dallara F320 Spiess	8	6	2:11.123			192.2
2	73	Cian Shields				Team Motopark		Dallara F320 Spiess	8	7	2:11.241	0.118	0.118	192.1
3	84	Francesco Simonazzi				BVM Racing		Dallara F320 Spiess	9	7	2:11.575	0.452	0.334	191.6
4	21	Josh Mason				CryptoTower Racing Team		Dallara F320 Spiess	8	6	2:11.642	0.519	0.067	191.5
5	23	Bryce Aron				Team Motopark		Dallara F320 Spiess	6	5	2:11.691	0.568	0.049	191.4

Published at:.....

Track Temp: 37.9 °C Air Temp: 19.8 °C Humidity: 38 % Track Status: DRY

**Race Director:**

Neus Santamaría Sanromà

DPB-0819-ESP/CAT

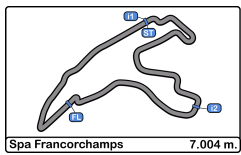
**Timekeeper:**

Luis Angel García Nuñez  
 JOB-1605-ESP/M



CIRCUIT DE SPA  
FRANCORCHAMPS





**Spa Francorchamps**  
Euroformula Open  
Qualifying  
Lap Analysis



**7** Vladimir Netusil Dallara F320 HWA **26** Jakob Bergmeister Dallara F320 Spiess

GC							Effective Racing						Rookie						Team Motopark					
Lap	D	Time	Sector 1	Sector 2	Sector 3	T. Spd	Elapsed	Lap	D	Time	Sector 1	Sector 2	Sector 3	T. Spd	Elapsed	Lap	D	Time	Sector 1	Sector 2	Sector 3	T. Spd	Elapsed	
1		12:35:46.731	12:34:03.641	1:05.565	37.525	208.8	12:35:46.731	1		12:32:43.905	12:31:04.158	1:03.588	36.159	215.1	12:32:43.905									
2		3:19.317	49.068	1:51.889	38.360	151.8	12:39:06.048	2		2:26.341 P	40.021	1:00.008	46.312	240.5	12:35:10.246									
3		2:17.791	40.322	1:01.364	36.105	243.2	12:41:23.839	3		4:23.263	2:38.435	1:06.685	38.143	194.5	12:39:33.509									
4		2:30.759	39.994	1:14.726	36.039	242.6	12:43:54.598	4		2:17.048	40.349	1:00.561	36.138	220.4	12:41:50.557									
5		2:18.502	40.014	1:00.839	37.649	242.6	12:46:13.100	5		2:12.700	39.424	58.036	35.240	242.6	12:44:03.257									
6		2:16.122	39.698	1:00.540	35.884	246.5	12:48:29.222	6		2:12.581	39.398	57.966	35.217	243.7	12:46:15.838									
7		2:15.410	39.806	59.895	35.709	242.6	12:50:44.632	7		2:20.321	39.314	1:05.110	35.897	243.7	12:48:36.159									
8								8		2:13.318	39.521	58.503	35.294	242.1	12:50:49.477									

**10** Juju Noda Dallara F320 Spiess **39** Gerrard Xie Dallara F320 Spiess

Rookie							Noda Racing						Rookie						CryptoTower Racing Team					
Lap	D	Time	Sector 1	Sector 2	Sector 3	T. Spd	Elapsed	Lap	D	Time	Sector 1	Sector 2	Sector 3	T. Spd	Elapsed	Lap	D	Time	Sector 1	Sector 2	Sector 3	T. Spd	Elapsed	
1		12:32:41.125	12:30:58.555	1:06.189	36.381	206.5	12:32:41.125	1		12:32:51.314	12:31:10.472	1:04.170	36.672	206.5	12:32:51.314									
2		2:16.674	39.867	1:00.676	36.131	242.1	12:34:57.799	2		2:26.264 P	40.239	1:00.711	45.314	241.0	12:35:17.578									
3		2:14.396	39.512	58.810	36.074	243.2	12:37:12.195	3		5:02.510	3:20.357	1:05.189	36.964	214.2	12:40:20.088									
4		2:14.034	39.472	58.754	35.808	242.1	12:39:26.229	4		2:22.202	39.944	1:04.238	38.020	202.6	12:42:42.290									
5		2:13.300	39.376	58.344	35.580	242.6	12:41:39.529	5		2:12.806	39.335	58.126	35.345	243.2	12:44:55.096									
6		2:13.379	39.444	58.311	35.624	242.1	12:43:52.908	6		2:12.177	39.111	58.032	35.034	249.4	12:47:07.273									
7		2:13.552	39.494	58.304	35.754	241.0	12:46:06.460	7		2:20.080	39.671	1:03.479	36.930	243.2	12:49:27.353									
8		2:13.622	39.611	58.370	35.641	241.6	12:48:20.082	8		2:12.822	39.694	57.912	35.216	242.1	12:51:40.175									
9		2:13.346	39.674	58.050	35.622	239.4	12:50:33.428																	

**19** Noel Leon Dallara F320 Spiess **73** Cian Shields Dallara F320 Spiess

Team Motopark							Team Motopark						Team Motopark										
Lap	D	Time	Sector 1	Sector 2	Sector 3	T. Spd	Elapsed	Lap	D	Time	Sector 1	Sector 2	Sector 3	T. Spd	Elapsed	Lap	D	Time	Sector 1	Sector 2	Sector 3	T. Spd	Elapsed
1		12:32:38.779	12:30:59.934	1:02.865	35.980	220.4	12:32:38.779	1		12:32:37.755	12:30:58.303	1:02.718	36.734	221.7	12:32:37.755								
2		2:14.959	39.530	59.867	35.562	242.1	12:34:53.738	2		2:17.519	40.817	1:00.271	36.431	206.1	12:34:55.274								
3		2:20.529 P	39.625	58.848	42.056	242.6	12:37:14.267	3		2:20.328 P	39.501	58.735	42.092	243.7	12:37:15.602								
4		4:04.400	2:24.938	1:03.708	35.754	222.2	12:41:18.667	4		5:21.036	3:39.375	1:04.311	37.350	211.7	12:42:36.638								
5		2:16.598	39.711	59.558	37.329	242.1	12:43:35.265	5		2:17.690	40.947	1:00.450	36.293	222.6	12:44:54.328								
6		2:11.123	39.316	56.845	34.962	242.1	12:45:46.388	6		2:11.322	39.039	57.411	34.872	247.7	12:47:05.650								
7		2:17.534	39.352	1:01.804	36.378	242.6	12:48:03.922	7		2:11.241	39.113	57.246	34.882	247.1	12:49:16.891								
8		2:11.330	39.350	56.827	35.153	241.0	12:50:15.252	8		2:35.387 P	38.926	1:05.916	50.545	252.9	12:51:52.278								

**21** Josh Mason Dallara F320 Spiess **84** Francesco Simonazzi Dallara F320 Spiess

CryptoTower Racing Team							CryptoTower Racing Team						BVM Racing										
Lap	D	Time	Sector 1	Sector 2	Sector 3	T. Spd	Elapsed	Lap	D	Time	Sector 1	Sector 2	Sector 3	T. Spd	Elapsed	Lap	D	Time	Sector 1	Sector 2	Sector 3	T. Spd	Elapsed
1		12:32:45.632	12:31:06.431	1:02.301	36.900	230.2	12:32:45.632	1		12:32:26.874	12:30:48.549	1:02.015	36.310	224.5	12:32:26.874								
2		2:14.556	39.663	59.088	35.805	243.7	12:35:00.188	2		2:12.810	39.795	57.506	35.509	241.0	12:34:39.684								
3		2:21.705 P	39.600	59.127	42.978	243.7	12:37:21.893	3		2:12.609	39.537	57.405	35.667	243.2	12:36:52.293								
4		5:15.830	3:35.308	1:04.045	36.477	208.4	12:42:37.723	4		2:19.300 P	39.558	57.436	42.306	242.1	12:39:11.593								
5		2:15.396	39.622	59.810	35.964	244.3	12:44:53.119	5		3:39.618	2:04.472	59.689	35.457	240.5	12:42:51.211								
6		2:11.642	39.138	57.229	35.275	247.1	12:47:04.761	6		2:11.644	39.433	57.058	35.153	241.0	12:45:02.855								
7		2:11.670	39.191	57.240	35.239	246.5	12:49:16.431	7		2:11.575	39.366	57.043	35.166	243.2	12:47:14.430								
8		2:11.711	39.228	57.359	35.124	246.0	12:51:28.142	8		2:20.055	39.424	1:03.183	37.448	242.1	12:49:34.485								
9								9		2:12.382	39.548	57.416	35.418	240.5	12:51:46.867								

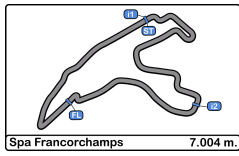
**23** Bryce Aron Dallara F320 Spiess

Team Motopark							
Lap	D	Time	Sector 1	Sector 2	Sector 3	T. Spd	Elapsed
1		12:36:47.904 P	12:35:00.024	1:02.880	45.000	223.6	12:36:47.904
2		5:47.821	4:06.549	1:04.089	37.183	222.2	12:42:35.725
3		2:15.567	40.723	59.149	35.695	237.8	12:44:51.292
4		2:11.705	39.524	57.026	35.155	242.1	12:47:02.997
5		2:11.691	39.467	57.088	35.136	242.6	12:49:14.688
6		2:11.906	39.493	57.043	35.370	242.1	12:51:26.594



CIRCUIT DE SPA FRANCORCHAMPS





**Spa Francorchamps**  
**Euroformula Open**  
**Qualifying**  
**Lap Analysis**



212

Paolo Brajnik

Dallara F320 Spiess

GC

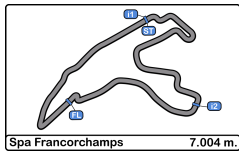
NV Racing

Lap	D	Time	Sector 1	Sector 2	Sector 3	T. Spd	Elapsed
1		12:32:29.476	12:30:50.304	1:02.848	36.324	235.8	12:32:29.476
2		2:15.648	40.375	59.462	35.811	240.5	12:34:45.124
3		2:14.650	39.880	58.969	35.801	241.0	12:36:59.774
4		2:14.719	39.834	59.231	35.654	241.0	12:39:14.493
5		2:27.337	46.232	1:05.453	35.652	193.5	12:41:41.830
6		2:14.587	39.853	59.034	35.700	243.2	12:43:56.417
7		2:15.843	39.701	59.699	36.443	243.7	12:46:12.260
8		2:14.526	39.872	58.991	35.663	241.6	12:48:26.786
9		2:15.070	39.892	59.210	35.968	240.5	12:50:41.856



CIRCUIT DE SPA  
FRANCORCHAMPS





**Spa Francorchamps**  
Euroformula Open  
Qualifying  
**Best Sectors Results**



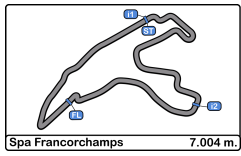
Spa Francorchamps 7.004 m.

Sector - 1			Sector - 2			Sector - 3			Ideal Lap vs Best Lap						
Clas	Nº	Driver	Time	Nº	Driver	Time	Nº	Driver	Time	Clas	Nº	Driver	Ideal Lap	Best Lap	Clas
1	73	Cian Shields	38.926	19	Noel Leon	56.827	73	Cian Shields	34.872	1	73	Cian Shields	2:11.044	2:11.241	2
2	39	Gerrard Xie	39.111	23	Bryce Aron	57.026	19	Noel Leon	34.962	2	19	Noel Leon	2:11.105	2:11.123	1
3	21	Josh Mason	39.138	84	Francesco Simonazzi	57.043	39	Gerrard Xie	35.034	3	21	Josh Mason	2:11.491	2:11.642	4
4	26	Jakob Bergmeister	39.314	21	Josh Mason	57.229	21	Josh Mason	35.124	4	84	Francesco Simonazzi	2:11.562	2:11.575	3
5	19	Noel Leon	39.316	73	Cian Shields	57.246	23	Bryce Aron	35.136	5	23	Bryce Aron	2:11.629	2:11.691	5
6	84	Francesco Simonazzi	39.366	39	Gerrard Xie	57.912	84	Francesco Simonazzi	35.153	6	39	Gerrard Xie	2:12.057	2:12.177	6
7	10	Juju Noda	39.376	26	Jakob Bergmeister	57.966	26	Jakob Bergmeister	35.217	7	26	Jakob Bergmeister	2:12.497	2:12.581	7
8	23	Bryce Aron	39.467	10	Juju Noda	58.050	10	Juju Noda	35.580	8	10	Juju Noda	2:13.006	2:13.300	8
9	7	Vladimir Netusil	39.698	212	Paolo Brajnik	58.969	212	Paolo Brajnik	35.652	9	212	Paolo Brajnik	2:14.322	2:14.526	9
10	21	Paolo Brajnik	39.701	7	Vladimir Netusil	59.895	7	Vladimir Netusil	35.709	10	7	Vladimir Netusil	2:15.302	2:15.410	10



CIRCUIT DE SPA  
FRANCORCHAMPS





**Spa Francorchamps**  
**Euroformula Open**  
**Qualifying**  
**Best 5 Lap Times**

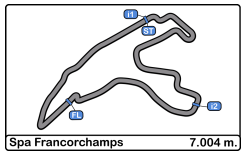


Cls	N°	Driver	Nat	Cat	Cls	Team	Nat	Vehicle	Best 1		Best 2		Best 3		Best 4		Best 5	
									Time	Lap	Time	Lap	Time	Lap	Time	Lap	Time	Lap
1	19	Noel Leon	MEX			Team Motopark	DEU	Dallara F320 Spiess	2:11.123	6	2:11.330	8	2:14.959	2	2:16.598	5	2:17.534	7
2	73	Cian Shields	GBR			Team Motopark	DEU	Dallara F320 Spiess	2:11.241	7	2:11.322	6	2:17.519	2	2:17.690	5	2:20.328	3
3	84	Francesco	ITA			BVM Racing	ITA	Dallara F320 Spiess	2:11.575	7	2:11.644	6	2:12.382	9	2:12.609	3	2:12.810	2
4	21	Josh Mason	GBR			CryptoTower Racing	JPN	Dallara F320 Spiess	2:11.642	6	2:11.670	7	2:11.711	8	2:14.556	2	2:15.396	5
5	23	Bryce Aron	USA			Team Motopark	DEU	Dallara F320 Spiess	2:11.691	5	2:11.705	4	2:11.906	6	2:15.567	3	5:47.821	2
6	39	Gerrard Xie	HKG	R	1	CryptoTower Racing	JPN	Dallara F320 Spiess	2:12.177	6	2:12.806	5	2:12.822	8	2:20.080	7	2:22.202	4
7	26	Jakob Bergmeister	DEU	R	2	Team Motopark	DEU	Dallara F320 Spiess	2:12.581	6	2:12.700	5	2:13.318	8	2:17.048	4	2:20.321	7
8	10	Juju Noda	JPN	R	3	Noda Racing	JPN	Dallara F320 Spiess	2:13.300	5	2:13.346	9	2:13.379	6	2:13.552	7	2:13.622	8
9	212	Paolo Brajnik	SRB	GC	1	NV Racing	SRB	Dallara F320 Spiess	2:14.526	8	2:14.587	6	2:14.650	3	2:14.719	4	2:15.070	9
10	7	Vladimir Netusil	CZE	GC	2	Effective Racing	CZE	Dallara F320 HWA	2:15.410	7	2:16.122	6	2:17.791	3	2:18.502	5	2:30.759	4



CIRCUIT DE SPA  
FRANCORCHAMPS





**Spa Francorchamps**  
**Euroformula Open**  
**Qualifying**  
**Best 5 Top Speeds**



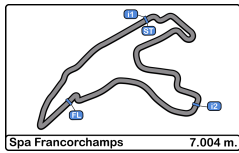
Spa Francorchamps 7.004 m.

Clas	Nº	Driver	Nat	Cat	Cls	Team	Nat	Vehicle	Top 1		Top 2		Top 3		Top 4		Top 5		Avg
									Km/h	Lap	Km/h	Lap	Km/h	Lap	Km/h	Lap	Km/h	Lap	
1	73	Cian Shields				Team Motopark		Dallara F320 Spiess	252.9	8	247.7	6	247.1	7	243.7	3	222.6	5	242.8
2	39	Gerrard Xie		R	1	CryptoTower Racing Team		Dallara F320 Spiess	249.4	6	243.2	5	243.2	7	242.1	8	241.0	2	243.8
3	21	Josh Mason				CryptoTower Racing Team		Dallara F320 Spiess	247.1	6	246.5	7	246.0	8	244.3	5	243.7	2	245.5
4	7	Vladimir Netusil		GC	1	Effective Racing		Dallara F320 HWA	246.5	6	243.2	3	242.6	4	242.6	5	242.6	7	243.5
5	26	Jakob Bergmeister		R	2	Team Motopark		Dallara F320 Spiess	243.7	6	243.7	7	242.6	5	242.1	8	240.5	2	242.5
6	212	Paolo Brajnik		GC	2	NV Racing		Dallara F320 Spiess	243.7	7	243.2	6	241.6	8	241.0	3	241.0	4	242.1
7	10	Juju Noda		R	3	Noda Racing		Dallara F320 Spiess	243.2	3	242.6	5	242.1	2	242.1	4	242.1	6	242.4
8	84	Francesco Simonazzi				BVM Racing		Dallara F320 Spiess	243.2	3	243.2	7	242.1	4	242.1	8	241.0	2	242.3
9	19	Noel Leon				Team Motopark		Dallara F320 Spiess	242.6	3	242.6	7	242.1	2	242.1	5	242.1	6	242.3
10	23	Bryce Aron				Team Motopark		Dallara F320 Spiess	242.6	5	242.1	4	242.1	6	237.8	3	223.6	1	237.6



CIRCUIT DE SPA  
FRANCORCHAMPS





**Spa Francorchamps**  
**Euroformula Open**  
**Qualifying**  
**Fastest Laps Sequence**



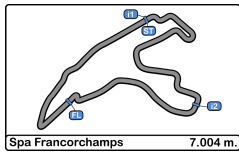
Lap	Time of Day	Session Time	Nº Driver	Nat	Cat	Team	Nat	Vehicle	Time	Km/h
2	12:34:39.684	14:39.684	84 Francesco Simonazzi	ITA	ITA	BVM Racing	ITA	Dallara F320 Spiess	2:12.810	189.8
3	12:36:52.293	16:52.293	84 Francesco Simonazzi	ITA	ITA	BVM Racing	ITA	Dallara F320 Spiess	2:12.609	190.1
6	12:45:02.855	25:02.855	84 Francesco Simonazzi	ITA	ITA	BVM Racing	ITA	Dallara F320 Spiess	2:11.644	191.5
6	12:45:46.388	25:46.388	19 Noel Leon	MEX	MEX	Team Motopark	DEU	Dallara F320 Spiess	2:11.123	192.2



CIRCUIT DE SPA  
FRANCORCHAMPS







**Spa Francorchamps**  
**Euroformula Open**  
**Qualifying**  
**Event Best Maximum Speed**

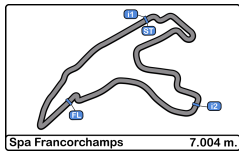


N°	Driver	Nat	Cat	Clas	Team	Nat	Vehicle	Km/h	Session
73	Cian Shields				Team Motopark		Dallara F320 Spiess	252.9	Qualifying
10	Juju Noda		R	1	Noda Racing		Dallara F320 Spiess	252.3	Free Practice - 1
26	Jakob Bergmeister		R	2	Team Motopark		Dallara F320 Spiess	251.1	Free Practice - 1
39	Gerrard Xie		R	3	CryptoTower Racing Team		Dallara F320 Spiess	249.4	Qualifying
84	Francesco Simonazzi				BVM Racing		Dallara F320 Spiess	247.1	Free Practice - 1
21	Josh Mason				CryptoTower Racing Team		Dallara F320 Spiess	247.1	Qualifying
7	Vladimir Netusil		GC	1	Effective Racing		Dallara F320 HWA	246.5	Qualifying
19	Noel Leon				Team Motopark		Dallara F320 Spiess	245.4	Free Practice - 2
23	Bryce Aron				Team Motopark		Dallara F320 Spiess	244.8	Free Practice - 2
212	Paolo Brajnik		GC	2	NV Racing		Dallara F320 Spiess	244.8	Free Practice - 2



CIRCUIT DE SPA  
FRANCORCHAMPS





**Spa Francorchamps**  
**Euroformula Open**  
**Qualifying**  
**Pit Stop Analysis**



**19** Noel Leon Dallara F320 Spiess  
 Team Motopark

N°	In Day Time	In Time	Out Time	Pit Time	T. Pit Time	Handicap	Diff.
1	12:37:08.721	12:37:08.721	12:39:01.971	1:53.250	1:53.250		

**21** Josh Mason Dallara F320 Spiess  
 CryptoTower Racing Team

N°	In Day Time	In Time	Out Time	Pit Time	T. Pit Time	Handicap	Diff.
1	12:37:15.866	12:37:15.866	12:40:15.689	2:59.823	2:59.823		

**23** Bryce Aron Dallara F320 Spiess  
 Team Motopark

N°	In Day Time	In Time	Out Time	Pit Time	T. Pit Time	Handicap	Diff.
1	12:36:41.934	12:36:41.934	12:40:14.113	3:32.179	3:32.179		

**26** Jakob Bergmeister Dallara F320 Spiess  
 Rookie Team Motopark

N°	In Day Time	In Time	Out Time	Pit Time	T. Pit Time	Handicap	Diff.
1	12:35:04.125	12:35:04.125	12:37:07.422	2:03.297	2:03.297		

**39** Gerrard Xie Dallara F320 Spiess  
 Rookie CryptoTower Racing Team

N°	In Day Time	In Time	Out Time	Pit Time	T. Pit Time	Handicap	Diff.
1	12:35:11.419	12:35:11.419	12:37:57.647	2:46.228	2:46.228		

**73** Cian Shields Dallara F320 Spiess  
 Team Motopark

N°	In Day Time	In Time	Out Time	Pit Time	T. Pit Time	Handicap	Diff.
1	12:37:09.826	12:37:09.826	12:40:11.876	3:02.050	3:02.050		

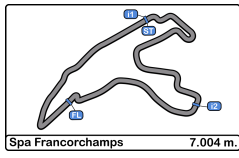
**84** Francesco Simonazzi Dallara F320 Spiess  
 BVM Racing

N°	In Day Time	In Time	Out Time	Pit Time	T. Pit Time	Handicap	Diff.
1	12:39:06.324	12:39:06.324	12:40:41.156	1:34.832	1:34.832		

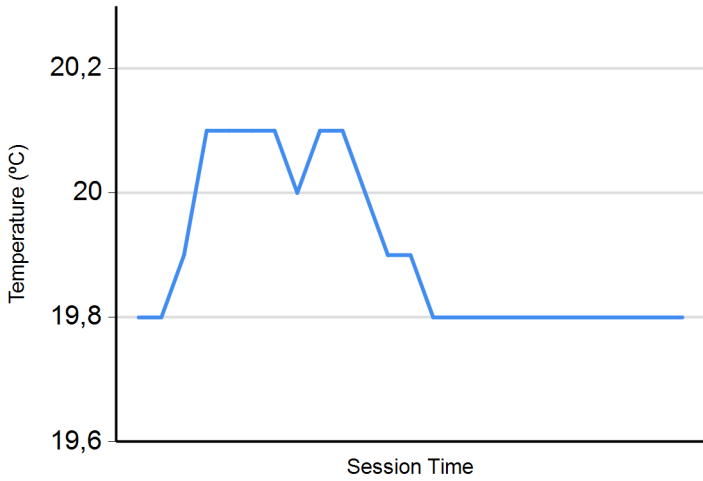


CIRCUIT DE SPA  
 FRANCORCHAMPS

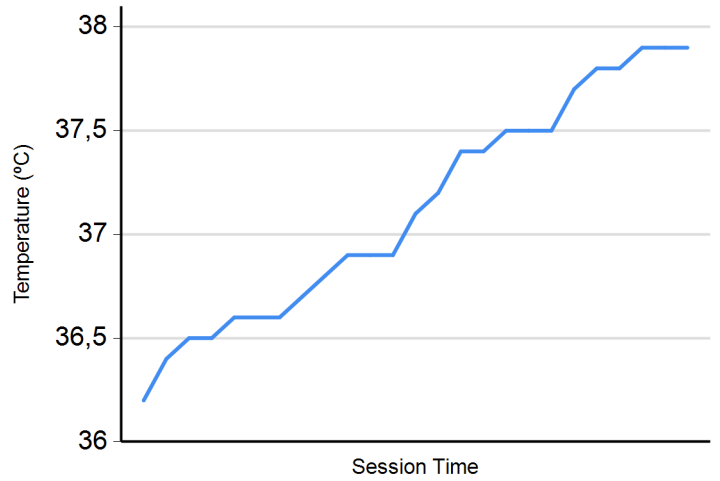




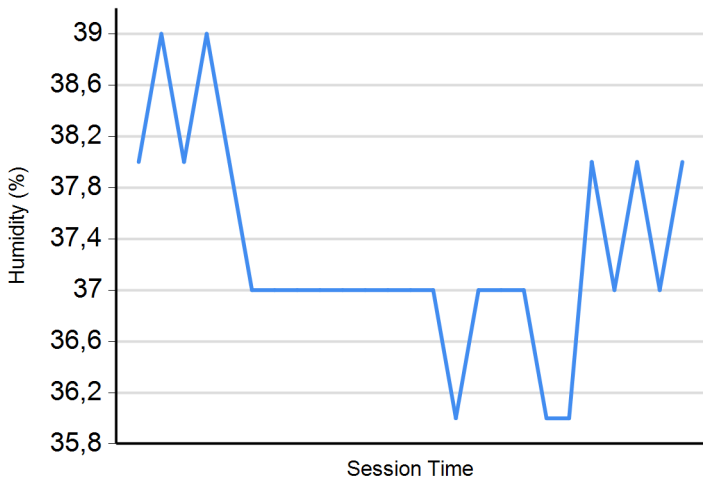
**Air Temperature**



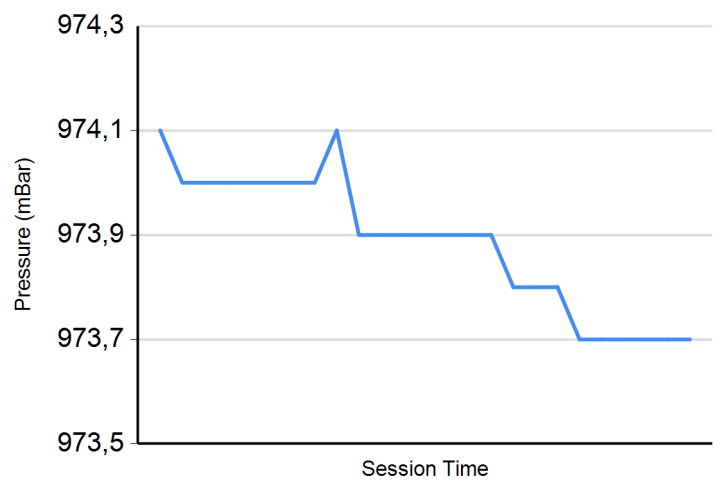
**Track Temperature**



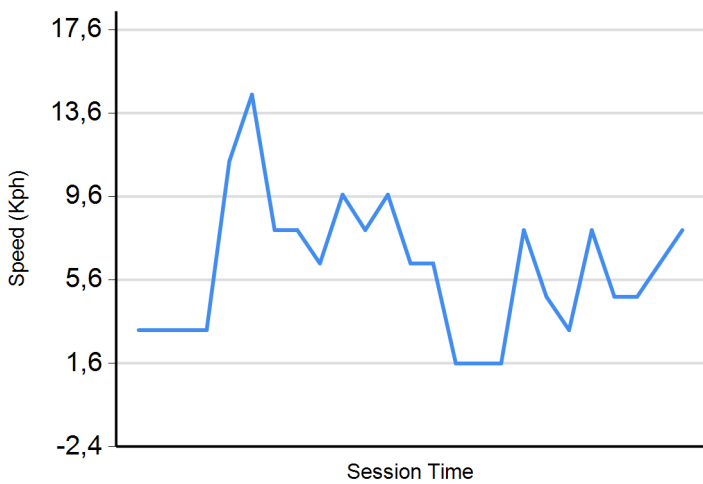
**Humidity**



**Pressure**



**Wind Speed**



**Wind direction**

North = 0°/360° Est = 90° South = 180° West = 270°

