

Spa Francorchamps
Euroformula Open
Free Practice - 1
Provisional Results



Clas	Nº	Driver	Nat	Cat	Clas	Team	Nat	Vehicle	Laps	Best	Time	Gap	Interval	Km/h
1	84	Francesco Simonazzi	ITA			BVM Racing	ITA	Dallara F320 Spiess	13	12	2:10.961			192.5
2	19	Noel Leon	MEX			Team Motopark	DEU	Dallara F320 Spiess	14	8	2:11.120	0.159	0.159	192.3
3	73	Cian Shields	GBR			Team Motopark	DEU	Dallara F320 Spiess	13	13	2:11.123	0.162	0.003	192.2
4	23	Bryce Aron	USA			Team Motopark	DEU	Dallara F320 Spiess	15	5	2:12.039	1.078	0.916	190.9
5	26	Jakob Bergmeister	DEU	R	1	Team Motopark	DEU	Dallara F320 Spiess	13	13	2:12.850	1.889	0.811	189.7
6	21	Josh Mason	GBR			CryptoTower Racing Team	JPN	Dallara F320 Spiess	13	7	2:13.087	2.126	0.237	189.4
7	10	Juju Noda	JPN	R	2	Noda Racing	JPN	Dallara F320 Spiess	16	16	2:14.209	3.248	1.122	187.8
8	212	Paolo Brajnik	SRB	GC	1	NV Racing	SRB	Dallara F320 Spiess	13	11	2:15.436	4.475	1.227	186.1

Published at:.....

Track Temp: 26.6 °C Air Temp: 12.2 °C Humidity: 72 % Track Status: DRY

Race Director:

Neus Santamaría Sanromà

DPB-0819-ESP/CAT

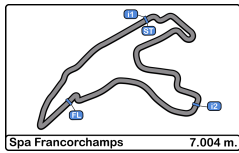
Timekeeper:


 Luis Angel García Nuñez
 JOB-1605-ESP/M



CIRCUIT DE SPA
FRANCORCHAMPS





Spa Francorchamps
Euroformula Open
Free Practice - 1
Provisional Results by Category



Rookie														
Clas	Nº	Driver	Nat	Cat	Clas	Team	Nat	Vehicle	Laps	Best	Time	Gap	Interval	Km/h
1	26	Jakob Bergmeister		R	1	Team Motopark		Dallara F320 Spiess	13	13	2:12.850			189.7
2	10	Juju Noda		R	2	Noda Racing		Dallara F320 Spiess	16	16	2:14.209	1.359	1.359	187.8

GC														
Clas	Nº	Driver	Nat	Cat	Clas	Team	Nat	Vehicle	Laps	Best	Time	Gap	Interval	Km/h
1	212	Paolo Brajnik		GC	1	NV Racing		Dallara F320 Spiess	13	11	2:15.436			186.1

Clas	Nº	Driver	Nat	Cat	Clas	Team	Nat	Vehicle	Laps	Best	Time	Gap	Interval	Km/h
1	84	Francesco Simonazzi				BVM Racing		Dallara F320 Spiess	13	12	2:10.961			192.5
2	19	Noel Leon				Team Motopark		Dallara F320 Spiess	14	8	2:11.120	0.159	0.159	192.3
3	73	Cian Shields				Team Motopark		Dallara F320 Spiess	13	13	2:11.123	0.162	0.003	192.2
4	23	Bryce Aron				Team Motopark		Dallara F320 Spiess	15	5	2:12.039	1.078	0.916	190.9
5	21	Josh Mason				CryptoTower Racing Team		Dallara F320 Spiess	13	7	2:13.087	2.126	1.048	189.4

Published at:.....

Track Temp: 26.6 °C Air Temp: 12.2 °C Humidity: 72 % Track Status: DRY

Race Director:

Neus Santamaría Sanromà

DPB-0819-ESP/CAT

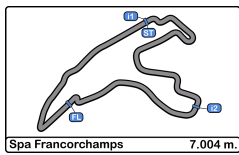
Timekeeper:

Luis Angel García Nuñez
 JOB-1605-ESP/M



CIRCUIT DE SPA
FRANCORCHAMPS





Spa Francorchamps
Euroformula Open
Free Practice - 1
Lap Analysis



10 Juju Noda Dallara F320 Spiess 23 Bryce Aron Dallara F320 Spiess

Rookie							Team Motopark								
Lap	D	Time	Sector 1	Sector 2	Sector 3	T. Spd	Elapsed	Lap	D	Time	Sector 1	Sector 2	Sector 3	T. Spd	Elapsed
1		10:23:05.404	10:21:04.061	1:17.846	43.497	184.6	10:23:05.404	1		10:23:00.517 P	10:21:01.644	1:09.347	49.526	206.5	10:23:00.517
2		2:48.499 P	43.980	1:08.905	55.614	238.9	10:25:53.903	2		5:34.868	3:54.673	1:01.907	38.288	230.2	10:28:35.385
3		4:38.110	2:50.536	1:08.612	38.962	197.0	10:30:32.013	3		2:14.717	39.731	59.062	35.924	241.0	10:30:50.102
4		2:23.253	41.763	1:03.889	37.601	243.2	10:32:55.266	4		2:12.718	39.470	57.771	35.477	243.2	10:33:02.820
5		2:21.213	40.868	1:02.873	37.472	242.6	10:35:16.479	5		2:12.039	39.182	57.616	35.241	244.8	10:35:14.859
6		2:18.695	40.053	1:01.916	36.726	246.0	10:37:35.174	6		2:12.281	39.328	57.380	35.573	244.3	10:37:27.140
7		2:17.345	39.634	1:01.108	36.603	243.2	10:39:52.519	7		2:12.327	39.250	57.633	35.444	243.2	10:39:39.467
8		2:16.838	39.494	1:01.038	36.306	242.6	10:42:09.357	8		2:12.427	39.215	57.703	35.509	244.3	10:41:51.894
9		2:16.455	39.619	1:00.269	36.567	243.2	10:44:25.812	9		2:21.867 P	39.363	58.036	44.468	243.2	10:44:13.761
10		2:15.529	39.377	59.825	36.327	244.3	10:46:41.341	10		7:14.928	5:36.627	1:01.251	37.050	241.6	10:51:28.689
11		2:14.808	39.245	59.462	36.101	243.2	10:48:56.149	11		2:12.265	39.241	57.578	35.446	243.2	10:53:40.954
12		2:14.233	39.233	58.844	36.156	244.3	10:51:10.382	12		2:12.289	39.275	57.525	35.489	243.7	10:55:53.243
13		2:14.507	39.217	59.137	36.153	244.3	10:53:24.889	13		2:23.449	41.269	1:04.646	37.534	234.2	10:58:16.692
14		2:14.989	39.192	59.211	36.586	244.8	10:55:39.878	14		2:12.425	39.316	57.618	35.491	243.2	11:00:29.117
15		2:14.413	38.873	59.549	35.991	252.3	10:57:54.291	15		2:31.629 P	47.106	1:00.308	44.215	213.0	11:03:00.746
16		2:14.209	39.161	59.231	35.817	246.0	11:00:08.500								

19 Noel Leon Dallara F320 Spiess 26 Jakob Bergmeister Dallara F320 Spiess

Team Motopark							Rookie								
Lap	D	Time	Sector 1	Sector 2	Sector 3	T. Spd	Elapsed	Lap	D	Time	Sector 1	Sector 2	Sector 3	T. Spd	Elapsed
1		10:23:05.265 P	10:21:10.485	1:09.297	45.483	195.2	10:23:05.265	1		10:23:23.813 P	10:21:19.613	1:11.997	52.203	186.5	10:23:23.813
2		4:52.817	3:12.061	1:04.614	36.142	224.5	10:27:58.082	2		6:03.954	4:23.533	1:04.073	36.348	220.8	10:29:27.767
3		2:12.968	39.372	58.165	35.431	243.2	10:30:11.050	3		2:17.324	40.666	1:00.849	35.809	242.1	10:31:45.091
4		2:24.683	39.924	1:07.412	37.347	244.3	10:32:35.733	4		2:15.156	39.816	59.757	35.583	244.3	10:34:00.247
5		2:11.614	39.124	57.245	35.245	244.8	10:34:47.347	5		2:13.779	39.146	59.018	35.615	246.5	10:36:14.026
6		2:31.738	49.768	1:04.683	37.287	187.1	10:37:19.085	6		2:14.306	39.258	59.530	35.518	245.4	10:38:28.332
7		2:11.566	39.182	57.032	35.352	243.2	10:39:30.651	7		2:13.410	39.079	58.797	35.534	247.1	10:40:41.742
8		2:11.120	39.065	56.803	35.252	243.7	10:41:41.771	8		2:36.203 P	39.048	1:07.062	50.093	251.1	10:43:17.945
9		2:34.586 P	41.630	1:03.523	49.433	233.7	10:44:16.357	9		8:43.042	6:55.540	1:10.335	37.167	208.8	10:52:00.987
10		7:21.719	5:43.834	1:01.385	36.500	232.7	10:51:38.076	10		2:15.039	39.305	59.075	36.659	244.3	10:54:16.026
11		2:11.598	39.150	57.203	35.245	244.3	10:53:49.674	11		2:13.102	39.219	58.386	35.497	244.3	10:56:29.128
12		2:11.221	39.116	56.805	35.300	245.4	10:56:00.895	12		2:12.892	39.174	58.228	35.490	245.4	10:58:42.020
13		2:35.635	46.256	1:11.505	37.874	201.8	10:58:36.530	13		2:12.850	39.095	58.250	35.505	246.0	11:00:54.870
14		2:11.270	39.047	57.000	35.223	244.8	11:00:47.800								

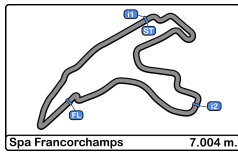
21 Josh Mason Dallara F320 Spiess 73 Cian Shields Dallara F320 Spiess

CryptoTower Racing Team							Team Motopark								
Lap	D	Time	Sector 1	Sector 2	Sector 3	T. Spd	Elapsed	Lap	D	Time	Sector 1	Sector 2	Sector 3	T. Spd	Elapsed
1		10:23:11.615 P	10:21:07.607	1:13.194	50.814	225.0	10:23:11.615	1		10:23:09.758 P	10:21:03.033	1:16.381	50.344	204.1	10:23:09.758
2		6:07.489	4:26.280	1:03.668	37.541	232.7	10:29:19.104	2		5:35.269	3:53.684	1:03.038	38.547	206.1	10:28:45.027
3		2:17.325	40.742	1:00.235	36.348	241.6	10:31:36.429	3		2:15.789	40.056	59.720	36.013	225.9	10:31:00.816
4		2:14.618	39.448	59.127	36.043	244.3	10:33:51.047	4		2:14.103	39.487	58.893	35.723	244.8	10:33:14.919
5		2:13.696	39.251	58.494	35.951	246.0	10:36:04.743	5		2:13.211	39.220	58.289	35.702	244.8	10:35:28.130
6		2:30.788	46.381	1:07.324	37.083	198.5	10:38:35.531	6		2:12.434	39.135	57.852	35.447	245.4	10:37:40.564
7		2:13.087	39.332	58.124	35.631	244.8	10:40:48.618	7		2:12.482	39.075	57.812	35.595	246.0	10:39:53.046
8		2:23.218 P	39.238	58.418	45.562	244.8	10:43:11.836	8		2:23.345 P	38.911	59.758	44.676	248.8	10:42:16.391
9		9:24.129	7:45.544	1:01.823	36.762	233.7	10:52:35.965	9		9:01.446	7:25.749	59.723	35.974	242.1	10:51:17.837
10		2:14.056	39.306	58.877	35.873	244.3	10:54:50.021	10		2:12.946	39.130	58.436	35.380	246.0	10:53:30.783
11		2:17.358	39.283	1:01.321	36.754	244.3	10:57:07.379	11		2:11.808	39.037	57.349	35.422	247.1	10:55:42.591
12		2:14.155	39.516	58.601	36.038	243.2	10:59:21.534	12		2:11.925	39.017	57.443	35.465	248.8	10:57:54.516
13		2:13.832	39.448	58.435	35.949	243.2	11:01:35.366	13		2:11.123	38.766	57.079	35.278	249.4	11:00:05.639



CIRCUIT DE SPA FRANCORCHAMPS





Spa Francorchamps
Euroformula Open
Free Practice - 1
Lap Analysis



84

Francesco Simonazzi

Dallara F320 Spiess

BVM Racing

Lap	D	Time	Sector 1	Sector 2	Sector 3	T. Spd	Elapsed
1		10:22:43.713	10:20:56.766	1:09.319	37.628	203.0	10:22:43.713
2		2:26.590 P	40.076	59.985	46.529	241.6	10:25:10.303
3		8:42.659	7:07.381	59.435	35.843	208.0	10:33:52.962
4		2:12.965	39.026	58.310	35.629	244.8	10:36:05.927
5		2:12.351	39.279	57.445	35.627	244.3	10:38:18.278
6		2:11.973	39.063	57.241	35.669	244.3	10:40:30.251
7		2:11.870	39.067	56.993	35.810	244.3	10:42:42.121
8		2:11.776	38.970	57.208	35.598	244.8	10:44:53.897
9		2:22.042 P	39.083	59.668	43.291	223.6	10:47:15.939
10		6:11.439	4:37.756	58.167	35.516	243.7	10:53:27.378
11		2:11.942	38.957	57.337	35.648	247.1	10:55:39.320
12		2:10.961	38.974	56.802	35.185	246.5	10:57:50.281
13		2:11.440	39.070	56.886	35.484	244.3	11:00:01.721

212

Paolo Brajnik

Dallara F320 Spiess

GC

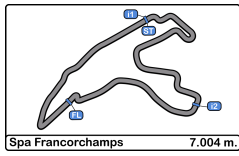
NV Racing

Lap	D	Time	Sector 1	Sector 2	Sector 3	T. Spd	Elapsed
1		10:23:14.001 P	10:21:08.193	1:14.321	51.487	228.3	10:23:14.001
2		9:50.330 P	7:57.179	1:05.451	47.700	219.5	10:33:04.331
3		3:27.369	1:47.230	1:03.320	36.819	238.9	10:36:31.700
4		2:18.949	40.463	1:01.842	36.644	240.5	10:38:50.649
5		2:17.389	39.912	1:00.796	36.681	241.0	10:41:08.038
6		2:17.098	39.674	1:00.879	36.545	241.0	10:43:25.136
7		2:16.697	39.793	1:00.817	36.087	241.0	10:45:41.833
8		2:15.909	39.789	59.847	36.273	241.6	10:47:57.742
9		2:15.883	39.614	1:00.215	36.054	242.1	10:50:13.625
10		2:16.012	39.678	1:00.298	36.036	241.6	10:52:29.637
11		2:15.436	39.513	59.932	35.991	242.1	10:54:45.073
12		2:24.507	40.032	1:06.220	38.255	240.0	10:57:09.580
13		2:37.641 P	45.157	1:02.806	49.678	239.4	10:59:47.221



CIRCUIT DE SPA
FRANCORCHAMPS





Spa Francorchamps
Euroformula Open
Free Practice - 1
Best Sectors Results

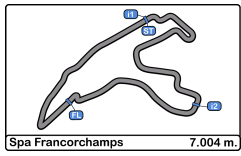


Sector - 1			Sector - 2			Sector - 3			Ideal Lap vs Best Lap						
Clas	Nº	Driver	Time	Nº	Driver	Time	Nº	Driver	Time	Clas	Nº	Driver	Ideal Lap	Best Lap	Clas
1	73	Cian Shields	38.766	84	Francesco Simonazzi	56.802	84	Francesco Simonazzi	35.185	1	84	Francesco Simonazzi	2:10.944	2:10.961	1
2	10	Juju Noda	38.873	19	Noel Leon	56.803	19	Noel Leon	35.223	2	19	Noel Leon	2:11.073	2:11.120	2
3	84	Francesco Simonazzi	38.957	73	Cian Shields	57.079	23	Bryce Aron	35.241	3	73	Cian Shields	2:11.123	2:11.123	3
4	19	Noel Leon	39.047	23	Bryce Aron	57.380	73	Cian Shields	35.278	4	23	Bryce Aron	2:11.803	2:12.039	4
5	26	Jakob Bergmeister	39.048	21	Josh Mason	58.124	26	Jakob Bergmeister	35.490	5	26	Jakob Bergmeister	2:12.766	2:12.850	5
6	23	Bryce Aron	39.182	26	Jakob Bergmeister	58.228	21	Josh Mason	35.631	6	21	Josh Mason	2:12.993	2:13.087	6
7	21	Josh Mason	39.238	10	Juju Noda	58.844	10	Juju Noda	35.817	7	10	Juju Noda	2:13.534	2:14.209	7
8	21	Paolo Brajnik	39.513	212	Paolo Brajnik	59.847	212	Paolo Brajnik	35.991	8	212	Paolo Brajnik	2:15.351	2:15.436	8



CIRCUIT DE SPA
FRANCORCHAMPS





Spa Francorchamps
Euroformula Open
Free Practice - 1
Best 5 Lap Times

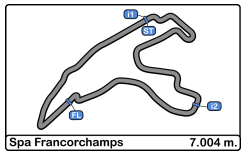


Cls	N°	Driver	Nat	Cat	Cls	Team	Nat	Vehicle	Best 1		Best 2		Best 3		Best 4		Best 5	
									Time	Lap	Time	Lap	Time	Lap	Time	Lap	Time	Lap
1	84	Francesco				BVM Racing		Dallara F320 Spiess	2:10.961	12	2:11.440	13	2:11.776	8	2:11.870	7	2:11.942	11
2	19	Noel Leon				Team Motopark		Dallara F320 Spiess	2:11.120	8	2:11.221	12	2:11.270	14	2:11.566	7	2:11.598	11
3	73	Cian Shields				Team Motopark		Dallara F320 Spiess	2:11.123	13	2:11.808	11	2:11.925	12	2:12.434	6	2:12.482	7
4	23	Bryce Aron				Team Motopark		Dallara F320 Spiess	2:12.039	5	2:12.265	11	2:12.281	6	2:12.289	12	2:12.327	7
5	26	Jakob Bergmeister		R	1	Team Motopark		Dallara F320 Spiess	2:12.850	13	2:12.892	12	2:13.102	11	2:13.410	7	2:13.779	5
6	21	Josh Mason				CryptoTower Racing		Dallara F320 Spiess	2:13.087	7	2:13.696	5	2:13.832	13	2:14.056	10	2:14.155	12
7	10	Juju Noda		R	2	Noda Racing		Dallara F320 Spiess	2:14.209	16	2:14.233	12	2:14.413	15	2:14.507	13	2:14.808	11
8	212	Paolo Brajnik		GC	1	NV Racing		Dallara F320 Spiess	2:15.436	11	2:15.883	9	2:15.909	8	2:16.012	10	2:16.697	7



CIRCUIT DE SPA
FRANCORCHAMPS





Spa Francorchamps
Euroformula Open
Free Practice - 1
Best 5 Top Speeds

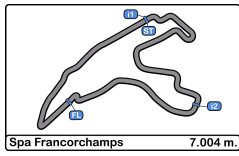


Clas	Nº	Driver	Nat	Cat	Cls	Team	Nat	Vehicle	Top 1		Top 2		Top 3		Top 4		Top 5		Avg
									Km/h	Lap	Km/h	Lap	Km/h	Lap	Km/h	Lap	Km/h	Lap	
1	10	Juju Noda		R	1	Noda Racing		Dallara F320 Spiess	252.3	15	246.0	6	246.0	16	244.8	14	244.3	10	246.7
2	26	Jakob Bergmeister		R	2	Team Motopark		Dallara F320 Spiess	251.1	8	247.1	7	246.5	5	246.0	13	245.4	6	247.2
3	73	Cian Shields				Team Motopark		Dallara F320 Spiess	249.4	13	248.8	8	248.8	12	247.1	11	246.0	7	248.0
4	84	Francesco Simonazzi				BVM Racing		Dallara F320 Spiess	247.1	11	246.5	12	244.8	4	244.8	8	244.3	5	245.5
5	21	Josh Mason				CryptoTower Racing Team		Dallara F320 Spiess	246.0	5	244.8	7	244.8	8	244.3	4	244.3	10	244.8
6	19	Noel Leon				Team Motopark		Dallara F320 Spiess	245.4	12	244.8	5	244.8	14	244.3	4	244.3	11	244.7
7	23	Bryce Aron				Team Motopark		Dallara F320 Spiess	244.8	5	244.3	6	244.3	8	243.7	12	243.2	4	244.1
8	212	Paolo Brajnik		GC	1	NV Racing		Dallara F320 Spiess	242.1	9	242.1	11	241.6	8	241.6	10	241.0	5	241.7



CIRCUIT DE SPA
FRANCORCHAMPS



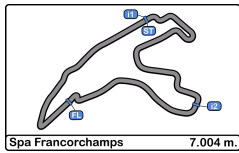


Spa Francorchamps
Euroformula Open
Free Practice - 1
Fastest Laps Sequence



Lap	Time of Day	Session Time	Nº Driver	Nat	Cat	Team	Nat	Vehicle	Time	Km/h
2	10:25:10.303	5:10.303	84 Francesco Simonazzi	ITA	ITA	BVM Racing	ITA	Dallara F320 Spiess	2:26.590	172.0
3	10:30:11.050	10:11.050	19 Noel Leon	MEX	MEX	Team Motopark	DEU	Dallara F320 Spiess	2:12.968	189.6
4	10:33:02.820	13:02.820	23 Bryce Aron	USA	USA	Team Motopark	DEU	Dallara F320 Spiess	2:12.718	189.9
5	10:34:47.347	14:47.347	19 Noel Leon	MEX	MEX	Team Motopark	DEU	Dallara F320 Spiess	2:11.614	191.5
7	10:39:30.651	19:30.651	19 Noel Leon	MEX	MEX	Team Motopark	DEU	Dallara F320 Spiess	2:11.566	191.6
8	10:41:41.771	21:41.771	19 Noel Leon	MEX	MEX	Team Motopark	DEU	Dallara F320 Spiess	2:11.120	192.3
12	10:57:50.281	37:50.281	84 Francesco Simonazzi	ITA	ITA	BVM Racing	ITA	Dallara F320 Spiess	2:10.961	192.5





Spa Francorchamps
Euroformula Open
Free Practice - 1
Event Best Maximum Speed

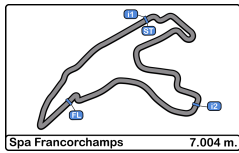


N°	Driver	Nat	Cat	Clas	Team	Nat	Vehicle	Km/h	Session	
10	Juju Noda		JPN	R	1	Noda Racing		Dallara F320 Spiess	252.3	Free Practice - 1
26	Jakob Bergmeister		DEU	R	2	Team Motopark		Dallara F320 Spiess	251.1	Free Practice - 1
73	Cian Shields		GBR		Team Motopark		Dallara F320 Spiess	249.4	Free Practice - 1	
84	Francesco Simonazzi		ITA		BVM Racing		Dallara F320 Spiess	247.1	Free Practice - 1	
21	Josh Mason		GBR		CryptoTower Racing Team		Dallara F320 Spiess	246.0	Free Practice - 1	
19	Noel Leon		MEX		Team Motopark		Dallara F320 Spiess	245.4	Free Practice - 1	
23	Bryce Aron		USA		Team Motopark		Dallara F320 Spiess	244.8	Free Practice - 1	
212	Paolo Brajnik		SRB	GC	1	NV Racing		Dallara F320 Spiess	242.1	Free Practice - 1



CIRCUIT DE SPA
FRANCORCHAMPS





Spa Francorchamps
Euroformula Open
Free Practice - 1
Pit Stop Analysis



10 Juju Noda Dallara F320 Spiess
 Rookie Noda Racing

N°	In Day Time	In Time	Out Time	Pit Time	T. Pit Time	Handicap	Diff.
1	10:25:46.946	10:25:46.946	10:28:03.961	2:17.015	2:17.015		

19 Noel Leon Dallara F320 Spiess
 Team Motopark

N°	In Day Time	In Time	Out Time	Pit Time	T. Pit Time	Handicap	Diff.
1	10:22:58.482	10:22:58.482	10:25:42.042	2:43.560	2:43.560		
2	10:44:09.459	10:44:09.459	10:49:25.147	5:15.688	7:59.248		

21 Josh Mason Dallara F320 Spiess
 CryptoTower Racing Team

N°	In Day Time	In Time	Out Time	Pit Time	T. Pit Time	Handicap	Diff.
1	10:23:04.580	10:23:04.580	10:26:59.516	3:54.936	3:54.936		
2	10:43:05.662	10:43:05.662	10:50:15.854	7:10.192	11:05.128		

23 Bryce Aron Dallara F320 Spiess
 Team Motopark

N°	In Day Time	In Time	Out Time	Pit Time	T. Pit Time	Handicap	Diff.
1	10:22:53.858	10:22:53.858	10:26:19.553	3:25.695	3:25.695		
2	10:44:07.149	10:44:07.149	10:49:15.014	5:07.865	8:33.560		

26 Jakob Bergmeister Dallara F320 Spiess
 Rookie Team Motopark

N°	In Day Time	In Time	Out Time	Pit Time	T. Pit Time	Handicap	Diff.
1	10:23:16.839	10:23:16.839	10:27:08.185	3:51.346	3:51.346		
2	10:43:11.012	10:43:11.012	10:49:35.285	6:24.273	10:15.619		

73 Cian Shields Dallara F320 Spiess
 Team Motopark

N°	In Day Time	In Time	Out Time	Pit Time	T. Pit Time	Handicap	Diff.
1	10:23:02.601	10:23:02.601	10:26:24.452	3:21.851	3:21.851		
2	10:42:10.302	10:42:10.302	10:49:07.306	6:57.004	10:18.855		

84 Francesco Simonazzi Dallara F320 Spiess
 BVM Racing

N°	In Day Time	In Time	Out Time	Pit Time	T. Pit Time	Handicap	Diff.
1	10:25:04.956	10:25:04.956	10:31:41.925	6:36.969	6:36.969		
2	10:47:10.024	10:47:10.024	10:51:18.790	4:08.766	10:45.735		

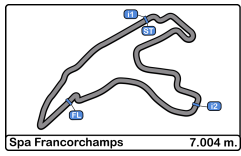
212 Paolo Brajnik Dallara F320 Spiess
 GC NV Racing

N°	In Day Time	In Time	Out Time	Pit Time	T. Pit Time	Handicap	Diff.
1	10:23:07.482	10:23:07.482	10:30:31.018	7:23.536	7:23.536		
2	10:32:58.267	10:32:58.267	10:34:14.719	1:16.452	8:39.988		



CIRCUIT DE SPA
 FRANCORCHAMPS

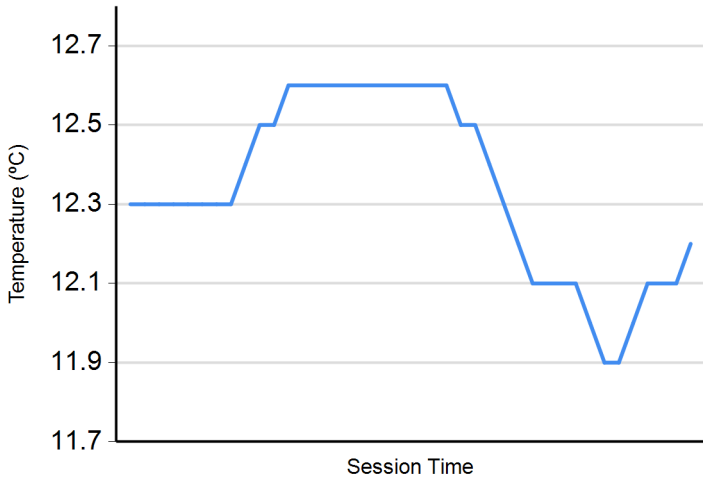




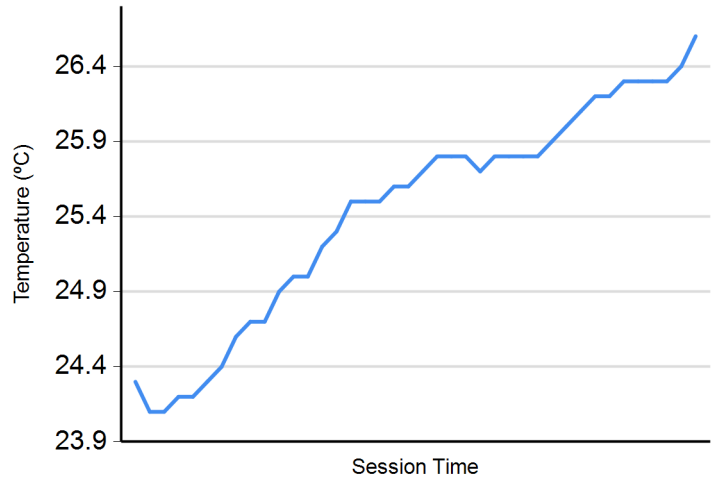
Spa Francorchamps
Euroformula Open
Free Practice - 1
Weather Report



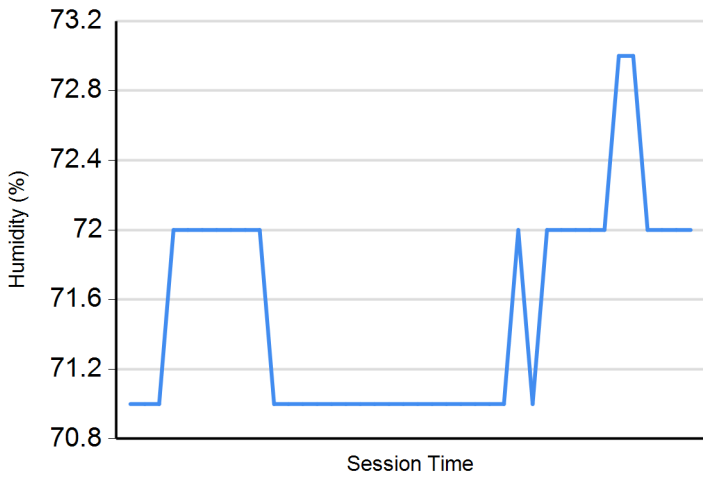
Air Temperature



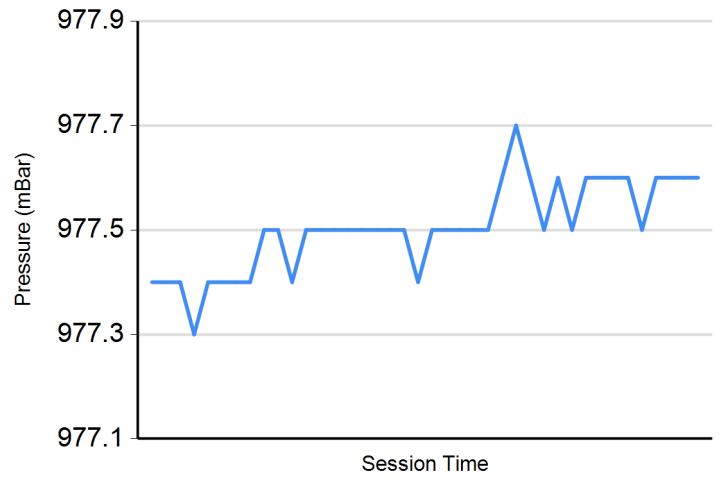
Track Temperature



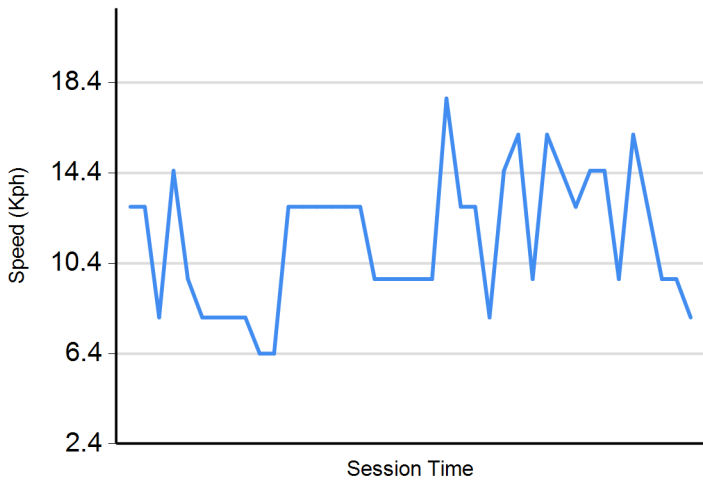
Humidity



Pressure



Wind Speed



Wind direction

North = 0°/360° Est = 90° South = 180° West = 270°

