

Autodromo Int. do Algarve

GT Cup Europe

Race - 2

Provisional Results

Autodromo do Algarve 4.653 m.



Cls	Nº	Entrant/Team	Nat	Driver 1	Nat	Driver 2	Nat	Vehicle	Cat	Cl	Laps	Total Time	Gap	Interval	Km/h	Best	Time	Km/h	
1	80	Mertel Motorsport	ESP	Iván Velasco	ESP	Jorge Cabezas	ESP	Ferrari 488 Challenge Evo	PROAM	1	27	50:37.817			148.8	3	1:47.770	155.4	
2	16	Volcano Motorsport	ESP	Evgenii Leonov	MDA			Porsche 992 GT3 Cup	PROAM*	2	27	50:44.332	6.515	6.515	148.5	27	1:48.744	154.0	
3	44	Eugenio Pisani / SP Racing	ITA	Eugenio Pisani	ITA	Stefano Zanini	MCO	Porsche 911 GT3 Cup gen 2	PROAM	3	27	51:00.547	22.730	16.215	147.7	19	1:48.738	154.0	
4	57	Q1-trackracing	BEL	Fidel Castillo	ESP	Nicolas Vandierendonck	BEL	Porsche 992 GT3 Cup	PROAM	4	27	51:13.297	35.480	12.750	147.1	11	1:49.159	153.4	
5	12	Ghinzani Arco Motorsport	ITA	Glauco Solieri	ITA			Porsche 992 GT3 Cup	AM	1	27	51:18.970	41.153	5.673	146.8	11	1:50.402	151.7	
6	69	Kessel Racing	CHE	Alexandre Bochez	CHE	Mikaël Bochez	CHE	Ferrari 488 Challenge	AM	2	27	51:20.148	42.331	1.178	146.8	27	1:49.946	152.3	
7	45	Paulo Pinheiro	PRY	Paulo Pinheiro	PRY	Pedro Marreiros	PRY	Porsche 992 GT3 Cup	AM	3	27	51:37.892	1:00.075	17.744	145.9	16	1:50.334	151.8	
8	21	Camil Perian / R01 Racing by Varu Nicu	ROU	Camil Perian	ROU	Florin Tincescu	ROU	Porsche 911 GT3 Cup gen 2	AM	4	27	51:42.259	1:04.442	4.367	145.7	19	1:49.947	152.3	
9	52	Q1-trackracing	BEL	Xander Przybylak	BEL	Laurent Vandervelde	BEL	Porsche 992 GT3 Cup	AM	5	27	52:46.302	2:08.485	1:04.043	142.8	4	1:48.754	154.0	
10	77	EST1 Racing	EST	Jori Ala-Jyrä	EST	Indrek Jaaska	EST	Porsche 992 GT3 Cup	AM	6	26	50:49.099	1 Lap	1 Lap	142.8	19	1:50.166	152.0	
11	11	Eugenio Pisani / SP Racing	ITA	Fabio Fabiani	ITA	Stefano Zerbi	ITA	Porsche 911 GT3 Cup gen 2	AM	7	26	51:00.350	1 Lap	11.251	142.3	19	1:51.527	150.1	
12	43	Q1-trackracing	BEL	Gustavo Conde	BRA	H. Mello	BRA	Porsche Cayman GT4	TPH	1	26	51:46.667	1 Lap	46.317	140.1	10	1:54.410	146.4	
13	007	Street-Art Racing	BEL	Jayan Fazal-Karim	FRA	Julien Darras	FRA	Aston Martin Vantage AMR	TPH	2	26	52:02.898	1 Lap	16.231	139.4	13	1:52.455	148.9	
14	111 *	Kessel Racing	CHE	Stephen Earle	USA	David Perel	ZAF	Ferrari 488 Challenge	PROAM	5	22	42:42.856	5 Laps	4 Laps	143.7	2	1:47.748	155.4	
15	67	GDL Racing	SMR	Gianluca De Lorenzi	ITA	Stefano Borghi	ITA	Porsche 992 GT3 Cup	AM	8	21	41:05.118	6 Laps	1 Lap	142.6	19	1:48.338	154.6	
Not classified: (Requirements: 75% of number laps of leader = 21 Laps)																			
78	ZRS Motorsport	ITA	Davide Scannicchio	ITA	Fabio Babini	ITA	Porsche 992 GT3 Cup	PROAM	6	17	32:30.280	10 Laps	4 Laps	146.0	5	1:47.527	155.7		

Fastest lap Scannicchio - Babini in 1:47.527 at 155.7 Km/h in lap 5

PROAM	78	ZRS Motorsport	ITA	Davide Scannicchio	ITA	Fabio Babini	ITA	Porsche 992 GT3 Cup	5	1:47.527	155.7
AM	67	GDL Racing	SMR	Gianluca De Lorenzi	ITA	Stefano Borghi	ITA	Porsche 992 GT3 Cup	19	1:48.338	154.6
TPH	007	Street-Art Racing	BEL	Jayan Fazal-Karim	FRA	Julien Darras	FRA	Aston Martin Vantage AMR	13	1:52.455	148.9

* PENALTIES

CAR #111- 10 SECONDS TIME PENALTY ADDED TO RACE TIME - CAUSING A COLISSION

Published at:.....

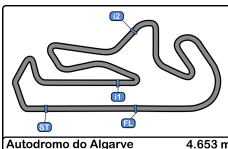
Track Temp: 37.8 °C Air Temp: 25.5 °C Humidity: 52 % Track Status: DRY

Race Director:

Timekeeper: Luis Angel Garcia Nuñez

JOB-1605-ESP/M





Autodromo Int. do Algarve
GT Cup Europe
Race - 2
Provisional Results by Category



Autodromo do Algarve 4.653 m.

PROAM																		
Cls	Nº	Entrant/Team	Nat	Driver 1	Nat	Driver 2	Nat	Vehicle	Cat	Cl	Laps	Total Time	Gap	Interval	Km/h	Best	Time	Km/h
1	80	Mertel Motorsport	ESP	Iván Velasco	ESP	Jorge Cabezas	ESP	Ferrari 488 Challenge Evo	PROAM	1	27	50:37.817			148.8	3	1:47.770	155.4
2	16	Volcano Motorsport	ESP	Evgenii Leonov	MDA			Porsche 992 GT3 Cup	PROAM*	2	27	50:44.332	6.515	6.515	148.5	27	1:48.744	154.0
3	44	Eugenio Pisani / SP Racing	ITA	Eugenio Pisani	ITA	Stefano Zanini	MCO	Porsche 911 GT3 Cup gen 2	PROAM	3	27	51:00.547	22.730	16.215	147.7	19	1:48.738	154.0
4	57	Q1-trackracing	BEL	Fidel Castillo	ESP	Nicolas Vandierendonck	BEL	Porsche 992 GT3 Cup	PROAM	4	27	51:13.297	35.480	12.750	147.1	11	1:49.159	153.4
5	111 *	Kessel Racing	CHE	Stephen Earle	USA	David Perel	ZAF	Ferrari 488 Challenge	PROAM	5	22	42:42.856	5 Laps	5 Laps	143.7	2	1:47.748	155.4
Not classified: (Requirements: 75% of number laps of leader = 21 Laps)																		
78	ZRS Motorsport	ITA	Davide Scannicchio	ITA	Fabio Babini	ITA	Porsche 992 GT3 Cup	PROAM	6	17	32:30.280	10 Laps	5 Laps	146.0	5	1:47.527	155.7	

AM																		
Cls	Nº	Entrant/Team	Nat	Driver 1	Nat	Driver 2	Nat	Vehicle	Cat	Cl	Laps	Total Time	Gap	Interval	Km/h	Best	Time	Km/h
1	12	Ghinzani Arco Motorsport	ITA	Glauco Solieri	ITA			Porsche 992 GT3 Cup	AM	1	27	51:18.970			146.8	11	1:50.402	151.7
2	69	Kessel Racing	CHE	Alexandre Bochez	CHE	Mikaël Bochez	CHE	Ferrari 488 Challenge	AM	2	27	51:20.148	1.178	1.178	146.8	27	1:49.946	152.3
3	45	Paulo Pinheiro	PRY	Paulo Pinheiro	PRY	Pedro Marreiros	PRY	Porsche 992 GT3 Cup	AM	3	27	51:37.892	18.922	17.744	145.9	16	1:50.334	151.8
4	21	Camil Perian / R01 Racing by Varu Nicu	ROU	Camil Perian	ROU	Florin Tincescu	ROU	Porsche 911 GT3 Cup gen 2	AM	4	27	51:42.259	23.289	4.367	145.7	19	1:49.947	152.3
5	52	Q1-trackracing	BEL	Xander Przybylak	BEL	Laurent Vandervele	BEL	Porsche 992 GT3 Cup	AM	5	27	52:46.302	1:27.332	1:04.043	142.8	4	1:48.754	154.0
6	77	EST1 Racing	EST	Jori Ala-Jyrä	EST	Indrek Jaaska	EST	Porsche 992 GT3 Cup	AM	6	26	50:49.099	1 Lap	1 Lap	142.8	19	1:50.166	152.0
7	11	Eugenio Pisani / SP Racing	ITA	Fabio Fabiani	ITA	Stefano Zerbi	ITA	Porsche 911 GT3 Cup gen 2	AM	7	26	51:00.350	1 Lap	11.251	142.3	19	1:51.527	150.1
8	67	GDL Racing	ITA	Gianluca De Lorenzi	ITA	Stefano Borghi	ITA	Porsche 992 GT3 Cup	AM	8	21	41:05.118	6 Laps	5 Laps	142.6	19	1:48.338	154.6

TPH																		
Cls	Nº	Entrant/Team	Nat	Driver 1	Nat	Driver 2	Nat	Vehicle	Cat	Cl	Laps	Total Time	Gap	Interval	Km/h	Best	Time	Km/h
1	43	Q1-trackracing	BRA	Gustavo Conde	BRA	H. Mello	BRA	Porsche Cayman GT4	TPH	1	26	51:46.667			140.1	10	1:54.410	146.4
2	007	Street-Art Racing	BRA	Jayan Fazal-Karim	FRA	Julien Darras	FRA	Aston Martin Vantage AMR	TPH	2	26	52:02.898	16.231	16.231	139.4	13	1:52.455	148.9

Fastest lap Scannicchio - Babini in 1:47.527 at 155.7 Km/h in lap 5

* PENALTIES

CAR #111- 10 SECONDS TIME PENALTY ADDED TO RACE TIME - CAUSING A COLISSION

Published at:.....

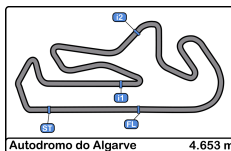
Track Temp: 37.8 °C Air Temp: 25.5 °C Humidity: 52 % Track Status: DRY

Race Director:

Timekeeper: Luis Angel Garcia Nuñez

JOB-1605-ESP/M





Autodromo Int. do Algarve

GT Cup Europe

Race - 2

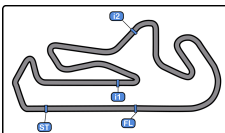


GT Cup Europe

Provisional Classification by Driver Fastest Lap

Cl	Nº	Entrant/Team	Nat	Vehicle	Driver	Nat	Cat	Cl	Laps	Best	Time	Gap	Interval	Km/h
1	78	ZRS Motorsport	ITA	Porsche 992 GT3 Cup	Fabio Babini	ITA	PROAM	1	14	5	1:47.527			155.7
2	111	Kessel Racing	CHE	Ferrari 488 Challenge	David Perel	ZAF	PROAM	2	15	2	1:47.748	0.221	0.221	155.4
3	80	Mertel Motorsport	DEU	Ferrari 488 Challenge Evo	Jorge Cabezas	ESP	PROAM	3	12	3	1:47.770	0.243	0.022	155.4
4	67	GDL Racing	SMR	Porsche 992 GT3 Cup	Gianluca De Lorenzi	ITA	AM	1	9	7	1:48.338	0.811	0.568	154.6
5	80	Mertel Motorsport	DEU	Ferrari 488 Challenge Evo	Iván Velasco	ESP	PROAM	4	15	4	1:48.449	0.922	0.111	154.4
6	44	Eugenio Pisani / SP Racing	ITA	Porsche 911 GT3 Cup gen 2	Eugenio Pisani	ITA	PROAM	5	15	7	1:48.738	1.211	0.289	154.0
7	16	Volcano Motorsport	ESP	Porsche 992 GT3 Cup	Evgenii Leonov	ITA	PROAM*	6	27	27	1:48.744	1.217	0.006	154.0
8	52	Q1-trackracing	BEL	Porsche 992 GT3 Cup	Xander Przybylak	BEL	AM	2	12	4	1:48.754	1.227	0.010	154.0
9	57	Q1-trackracing	BEL	Porsche 992 GT3 Cup	Fidel Castillo	ESP	PROAM	7	14	11	1:49.159	1.632	0.405	153.4
10	69	Kessel Racing	CHE	Ferrari 488 Challenge	Mikaël Bochez	CHE	AM	3	12	12	1:49.946	2.419	0.787	152.3
11	21	Camil Perian / R01 Racing by Varu Nicu	ROU	Porsche 911 GT3 Cup gen 2	Florin Tincescu	ROU	AM	4	15	7	1:49.947	2.420	0.001	152.3
12	44	Eugenio Pisani / SP Racing	ITA	Porsche 911 GT3 Cup gen 2	Stefano Zanini	MCO	PROAM	8	12	7	1:49.979	2.452	0.032	152.3
13	57	Q1-trackracing	BEL	Porsche 992 GT3 Cup	Nicolas Vandierendo	BEL	PROAM	9	13	5	1:50.073	2.546	0.094	152.1
14	69	Kessel Racing	CHE	Ferrari 488 Challenge	Alexandre Bochez	CHE	AM	5	15	10	1:50.107	2.580	0.034	152.1
15	77	EST1 Racing	EST	Porsche 992 GT3 Cup	Jori Ala-Jyrä	EST	AM	6	14	7	1:50.166	2.639	0.059	152.0
16	67	GDL Racing	SMR	Porsche 992 GT3 Cup	Stefano Borghi	ITA	AM	7	12	5	1:50.292	2.765	0.126	151.8
17	45	Paulo Pinheiro	PRT	Porsche 992 GT3 Cup	Paulo Pinheiro	PRT	AM	8	14	3	1:50.334	2.807	0.042	151.8
18	45	Paulo Pinheiro	PRT	Porsche 992 GT3 Cup	Pedro Marreiros	PRT	AM	9	13	7	1:50.393	2.866	0.059	151.7
19	12	Ghinzani Arco Motorsport	ITA	Porsche 992 GT3 Cup	Glauco Solieri	ITA	AM	10	27	11	1:50.402	2.875	0.009	151.7
20	52	Q1-trackracing	BEL	Porsche 992 GT3 Cup	Laurent Vandervelde	BEL	AM	11	15	7	1:50.417	2.890	0.015	151.7
21	11	Eugenio Pisani / SP Racing	ITA	Porsche 911 GT3 Cup gen 2	Fabio Fabiani	ITA	AM	12	14	7	1:51.527	4.000	1.110	150.1
22	77	EST1 Racing	EST	Porsche 992 GT3 Cup	Indrek Jaaska	EST	AM	13	12	11	1:52.214	4.687	0.687	149.2
23	111	Kessel Racing	CHE	Ferrari 488 Challenge	Stephen Earle	USA	PROAM	10	7	6	1:52.325	4.798	0.111	149.1
24	007	Street-Art Racing	BEL	Aston Martin Vantage AMR	Julien Darras	FRA	TPH	1	15	2	1:52.455	4.928	0.130	148.9
25	21	Camil Perian / R01 Racing by Varu Nicu	ROU	Porsche 911 GT3 Cup gen 2	Camil Perian	ROU	AM	14	12	2	1:52.480	4.953	0.025	148.9
26	78	ZRS Motorsport	ITA	Porsche 992 GT3 Cup	Davide Scannicchio	ITA	PROAM	11	3	2	1:53.233	5.706	0.753	147.9
27	11	Eugenio Pisani / SP Racing	ITA	Porsche 911 GT3 Cup gen 2	Stefano Zerbi	ITA	AM	15	12	3	1:53.634	6.107	0.401	147.4
28	43	Q1-trackracing	BEL	Porsche Cayman GT4	H. Mello	BRA	TPH	2	14	10	1:54.410	6.883	0.776	146.4
29	007	Street-Art Racing	BEL	Aston Martin Vantage AMR	Jayan Fazal-Karim	FRA	TPH	3	11	6	1:55.347	7.820	0.937	145.2
30	43	Q1-trackracing	BEL	Porsche Cayman GT4	Gustavo Conde	BRA	TPH	4	12	9	1:55.593	8.066	0.246	144.9





Autodromo Int. do Algarve

GT Cup Europe

Race - 2

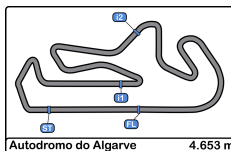
Distance and Speed Average

Autodromo do Algarve 4.653 m.



Cls	Nº	Entrant/Team	Nat	Driver 1	Nat	Driver 2	Nat	Vehicle	Cat	Cls	Laps	Distance	Total Time	Km/h	
1	80	Mertel Motorsport	ESP	Iván Velasco	ESP	Jorge Cabezas	ESP	Ferrari 488 Challenge Evo	PROAM	1	27	125.63	50:37.817	148.8	
2	16	Volcano Motorsport	ESP	Evgenii Leonov	IND			Porsche 992 GT3 Cup	PROAM*	2	27	125.63	50:44.332	148.5	
3	44	Eugenio Pisani / SP Racing	ITA	Eugenio Pisani	ITA	Stefano Zanini	MCO	Porsche 911 GT3 Cup gen 2	PROAM	3	27	125.63	51:00.547	147.7	
4	57	Q1-trackracing	BEL	Fidel Castillo	ESP	Nicolas Vandierendonck	BEL	Porsche 992 GT3 Cup	PROAM	4	27	125.63	51:13.297	147.1	
5	12	Ghinzani Arco Motorsport	ITA	Glauco Solieri	ITA			Porsche 992 GT3 Cup	AM	1	27	125.63	51:18.970	146.8	
6	69	Kessel Racing	CHE	Alexandre Bochez	CHE	Mikaël Bochez	CHE	Ferrari 488 Challenge	AM	2	27	125.63	51:20.148	146.8	
7	45	Paulo Pinheiro	PRT	Paulo Pinheiro	PRT	Pedro Marreiros	PRT	Porsche 992 GT3 Cup	AM	3	27	125.63	51:37.892	145.9	
8	21	Camil Perian / R01 Racing by Varu Nicu	ROU	Camil Perian	ROU	Florin Tincescu	ROU	Porsche 911 GT3 Cup gen 2	AM	4	27	125.63	51:42.259	145.7	
9	52	Q1-trackracing	BEL	Xander Przybylak	BEL	Laurent Vandervelde	BEL	Porsche 992 GT3 Cup	AM	5	27	125.63	52:46.302	142.8	
10	77	EST1 Racing	EST	Jori Ala-Jyrä	EST	Indrek Jaaska	EST	Porsche 992 GT3 Cup	AM	6	26	120.97	50:49.099	142.8	
11	11	Eugenio Pisani / SP Racing	ITA	Fabio Fabiani	ITA	Stefano Zerbi	ITA	Porsche 911 GT3 Cup gen 2	AM	7	26	120.97	51:00.350	142.3	
12	43	Q1-trackracing	BEL	Gustavo Conde	BRA	H. Mello	BRA	Porsche Cayman GT4	TPH	1	26	120.97	51:46.667	140.1	
13	007	Street-Art Racing	BEL	Jayan Fazal-Karim	FRA	Julien Darras	FRA	Aston Martin Vantage AMR	TPH	2	26	120.97	52:02.898	139.4	
14	111	Kessel Racing	CHE	Stephen Earle	USA	David Perel	ZAF	Ferrari 488 Challenge	PROAM	5	22	102.36	42:42.856	143.7	
15	67	GDL Racing	SMR	Gianluca De Lorenzi	ITA	Stefano Borghi	ITA	Porsche 992 GT3 Cup	AM	8	21	97.71	41:05.118	142.6	
Not classified: (Requirements: 75% of number laps of leader = 21 Laps)															
	78	ZRS Motorsport	ITA	Davide Scannicchio	ITA	Fabio Babini	ITA	Porsche 992 GT3 Cup	PROAM	6	17	79.10	32:30.280	146.0	





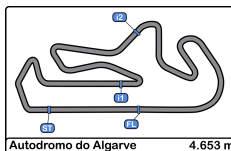
Autodromo Int. do Algarve
GT Cup Europe
Race - 2
Lap Analysis



11	Fabio Fabiani	Porsche 911 GT3 Cup gen 2	12	Glauco Solieri	Porsche 992 GT3 Cup
AM	Stefano Zerbi	Eugenio Pisani / SP Racing	AM		Ghinzani Arco Motorsport

Lap	D	Time	Sector 1	Sector 2	Sector 3	T. Spd	Elapsed	Lap	D	Time	Sector 1	Sector 2	Sector 3	T. Spd	Elapsed
1	2	2:06.567	44.379	38.486	43.702	198.1	2:06.567	1		2:00.450	42.527	35.810	42.113	225.0	2:00.450
2	2	1:54.839	35.990	35.989	42.860		4:01.406	2		1:51.572	34.985	35.218	41.369	254.1	3:52.022
3	2	1:53.634	35.300	35.656	42.678		5:55.040	3		1:51.765	34.987	35.105	41.673	256.5	5:43.787
4	2	1:54.828	35.545	36.567	42.716		7:49.868	4		1:51.901	35.208	35.540	41.153	252.9	7:35.688
5	2	1:56.556	35.900	36.536	44.120		9:46.424	5		1:50.812	34.716	35.115	40.981	254.7	9:26.500
6	2	1:54.328	35.469	35.824	43.035		11:40.752	6		1:50.703	34.667	35.059	40.977	254.7	11:17.203
7	2	1:55.573	35.817	35.889	43.867		13:36.325	7		1:51.250	34.914	35.310	41.026	256.5	13:08.453
8	2	1:55.309	35.479	36.403	43.427		15:31.634	8		1:51.106	34.825	35.173	41.108	254.7	14:59.559
9	2	1:55.091	36.208	36.023	42.860		17:26.725	9		1:51.039	34.888	35.146	41.005	252.9	16:50.598
10	2	1:54.637	35.456	36.115	43.066		19:21.362	10		1:50.451	34.651	34.983	40.817	255.9	18:41.049
11	2	1:54.932	35.790	36.118	43.024		21:16.294	11		1:50.402	34.544	34.826	41.032	254.7	20:31.451
12	2	2:02.427 P	35.795	36.120	50.512		23:18.721	12		1:57.562 P	34.601	34.920	48.041	254.1	22:29.013
13	1	3:11.355	1:51.162	37.164	43.029		26:30.076	13		2:56.298	1:40.205	35.172	40.921		25:25.311
14	1	1:53.082	35.559	35.844	41.679		28:23.158	14		1:51.193	34.956	35.152	41.085	254.1	27:16.504
15	1	1:54.052	36.230	35.823	41.999		30:17.210	15		1:51.057	34.923	35.055	41.079	253.5	29:07.561
16	1	1:52.425	35.317	35.382	41.726		32:09.635	16		1:50.736	34.737	34.888	41.111	253.5	30:58.297
17	1	1:54.878	35.265	36.921	42.692		34:04.513	17		1:51.232	34.531	35.307	41.394	254.7	32:49.529
18	1	1:55.059	37.471	36.515	41.073		35:59.572	18		1:50.920	34.656	34.974	41.290	253.5	34:40.449
19	1	1:51.527	35.150	35.130	41.247		37:51.099	19		1:50.550	34.707	34.836	41.007	255.3	36:30.999
20	1	1:51.942	35.003	35.171	41.768		39:43.041	20		1:50.896	34.872	34.795	41.229	255.3	38:21.895
21	1	1:53.276	35.313	36.042	41.921		41:36.317	21		1:50.740	34.536	35.104	41.100	255.3	40:12.635
22	1	1:53.916	36.337	35.975	41.604		43:30.233	22		1:50.955	34.954	34.869	41.132	255.3	42:03.590
23	1	1:52.195	34.960	35.612	41.623		45:22.428	23		1:50.833	34.656	34.929	41.248	253.5	43:54.423
24	1	1:52.148	35.014	35.363	41.771		47:14.576	24		1:50.920	34.676	34.949	41.295	254.7	45:45.343
25	1	1:52.415	35.362	35.638	41.415		49:06.991	25		1:51.886	35.130	35.734	41.022	257.7	47:37.229
26	1	1:53.359	35.184	35.274	42.901		51:00.350	26		1:50.928	34.701	34.869	41.358	253.5	49:28.157
								27		1:50.813	34.462	34.885	41.466	253.5	51:18.970





Autodromo Int. do Algarve
GT Cup Europe
Race - 2
Lap Analysis

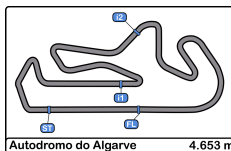


16 Evgenii Leonov Porsche 992 GT3 Cup **21** Camil Perian Porsche 911 GT3 Cup gen 2

PROAM* Volcano Motorsport AM Florin Tincescu Camil Perian / R01 Racing by Varu

Lap	D	Time	Sector 1	Sector 2	Sector 3	T. Spd	Elapsed	Lap	D	Time	Sector 1	Sector 2	Sector 3	T. Spd	Elapsed
1		1:57.535	40.267	35.288	41.980	214.2	1:57.535	1	1	2:01.811	42.744	36.517	42.550	194.9	2:01.811
2		1:50.221	33.964	35.023	41.234	256.5	3:47.756	2	1	1:52.480	34.784	35.343	42.353	255.9	3:54.291
3		1:50.035	34.476	34.677	40.882	257.7	5:37.791	3	1	1:53.078	35.028	35.625	42.425	254.7	5:47.369
4		1:49.890	34.551	34.812	40.527	262.1	7:27.681	4	1	1:53.593	35.148	36.099	42.346	254.1	7:40.962
5		1:49.693	34.341	34.723	40.629	254.7	9:17.374	5	1	1:53.425	35.003	35.809	42.613	252.9	9:34.387
6		1:49.569	34.466	34.546	40.557	253.5	11:06.943	6	1	1:54.117	35.325	35.892	42.900	252.9	11:28.504
7		1:49.825	34.354	34.373	41.098	255.3	12:56.768	7	1	1:53.389	35.298	35.812	42.279	252.3	13:21.893
8		1:49.351	34.216	34.419	40.716	255.3	14:46.119	8	1	1:53.490	34.917	35.787	42.786	253.5	15:15.383
9		1:49.031	33.965	34.257	40.809	255.3	16:35.150	9	1	1:53.334	35.251	35.540	42.543	252.3	17:08.717
10		1:49.031	34.093	34.532	40.406	255.9	18:24.181	10	1	1:53.664	35.318	35.670	42.676	251.7	19:02.381
11		1:50.097	34.540	34.719	40.838	253.5	20:14.278	11	1	1:54.363	35.286	36.033	43.044	252.3	20:56.744
12		1:49.569	34.158	34.510	40.901	253.5	22:03.847	12	1	2:00.363 P	35.213	35.826	49.324	251.7	22:57.107
13		1:54.854 P	34.365	34.408	46.081	252.3	23:58.701	13	2	2:56.282	1:39.506	35.237	41.539		25:53.389
14		3:03.289	1:47.688	34.452	41.149		27:01.990	14	2	1:50.768	34.659	34.748	41.361	254.1	27:44.157
15		1:49.575	34.505	34.533	40.537	252.3	28:51.565	15	2	1:50.442	34.471	34.621	41.350	255.9	29:34.599
16		1:49.569	34.469	34.392	40.708	252.9	30:41.134	16	2	1:50.663	34.496	34.826	41.341	255.3	31:25.262
17		1:49.713	34.053	34.581	41.079	253.5	32:30.847	17	2	1:50.479	34.322	34.631	41.526	256.5	33:15.741
18		1:49.249	34.227	34.328	40.694	252.9	34:20.096	18	2	1:50.589	34.697	34.398	41.494	254.7	35:06.330
19		1:48.994	34.406	34.161	40.427	254.1	36:09.090	19	2	1:49.947	34.448	34.508	40.991	255.3	36:56.277
20		1:49.411	34.077	34.219	41.115	253.5	37:58.501	20	2	1:50.557	34.485	34.612	41.460	257.1	38:46.834
21		1:48.795	34.109	34.277	40.409	253.5	39:47.296	21	2	1:50.776	34.533	34.783	41.460	257.1	40:37.610
22		1:49.539	33.899	34.892	40.748	255.9	41:36.835	22	2	1:51.124	34.431	34.630	42.063	256.5	42:28.734
23		1:50.421	34.587	34.783	41.051	258.9	43:27.256	23	2	1:50.935	34.454	34.608	41.873	252.9	44:19.669
24		1:49.345	34.163	34.461	40.721	254.1	45:16.601	24	2	1:51.233	34.806	34.713	41.714	255.3	46:10.902
25		1:48.978	34.106	34.185	40.687	254.7	47:05.579	25	2	1:50.464	34.406	34.722	41.336	255.9	48:01.366
26		1:50.009	34.211	35.131	40.667	254.7	48:55.588	26	2	1:50.489	34.526	34.650	41.313	256.5	49:51.855
27		1:48.744	33.881	34.228	40.635	254.1	50:44.332	27	2	1:50.404	34.226	34.881	41.297	255.9	51:42.259



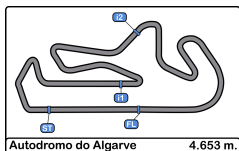


Autodromo Int. do Algarve
GT Cup Europe
Race - 2
Lap Analysis



43 Gustavo Conde							44 Eugenio Pisani								
TPH H. Mello							Q1-trackracing PROAM Stefano Zanini Eugenio Pisani / SP Racing								
Lap	D	Time	Sector 1	Sector 2	Sector 3	T. Spd	Elapsed	Lap	D	Time	Sector 1	Sector 2	Sector 3	T. Spd	Elapsed
1	2	2:04.069	44.167	37.149	42.753	207.2	2:04.069	1	2	1:56.773	39.768	35.599	41.406	218.6	1:56.773
2	2	1:54.908	35.712	36.470	42.726	242.1	3:58.977	2	2	1:50.563	34.434	35.137	40.992	258.9	3:47.336
3	2	1:54.906	35.885	36.296	42.725	241.0	5:53.883	3	2	1:50.257	34.585	34.607	41.065	255.9	5:37.593
4	2	1:55.415	35.783	36.667	42.965	240.0	7:49.298	4	2	1:51.210	34.579	35.608	41.023	259.6	7:28.803
5	2	1:57.395	37.190	36.383	43.822	239.4	9:46.693	5	2	1:50.564	34.487	34.857	41.220	260.2	9:19.367
6	2	1:55.147	36.064	36.310	42.773	242.6	11:41.840	6	2	1:50.499	34.596	34.910	40.993	258.3	11:09.866
7	2	1:55.440	36.661	36.438	42.341	241.6	13:37.280	7	2	1:49.979	34.453	34.759	40.767	259.6	12:59.845
8	2	1:54.816	35.997	36.339	42.480	241.0	15:32.096	8	2	1:51.612	34.842	35.459	41.311		14:51.457
9	2	1:55.029	36.404	36.071	42.554	244.3	17:27.125	9	2	1:51.107	34.710	35.044	41.353	266.0	16:42.564
10	2	1:54.410	35.705	36.292	42.413	243.7	19:21.535	10	2	1:50.353	34.815	34.726	40.812	259.6	18:32.917
11	2	1:55.736	36.333	36.668	42.735	244.3	21:17.271	11	2	1:50.643	34.608	34.790	41.245	257.7	20:23.560
12	2	1:55.356	35.812	36.461	43.083	241.6	23:12.627	12	2	1:59.342 P	34.626	34.899	49.817		22:22.902
13	2	1:54.475	35.757	36.421	42.297	241.0	25:07.102	13	1	2:58.828	1:43.821	34.310	40.697		25:21.730
14	2	2:00.428 P	35.937	36.259	48.232	240.5	27:07.530	14	1	1:48.866	33.940	34.284	40.642	255.3	27:10.596
15	1	3:03.584	1:42.472	37.880	43.232		30:11.114	15	1	1:50.101	34.508	34.633	40.960	255.3	29:00.697
16	1	1:56.317	36.293	37.104	42.920	240.0	32:07.431	16	1	1:50.075	34.104	34.866	41.105	255.9	30:50.772
17	1	1:57.105	36.280	37.542	43.283	241.0	34:04.536	17	1	1:50.185	34.892	34.330	40.963	263.4	32:40.957
18	1	1:58.931	38.835	37.279	42.817	238.4	36:03.467	18	1	1:50.177	34.247	34.470	41.460	258.3	34:31.134
19	1	1:56.395	36.358	36.942	43.095	241.6	37:59.862	19	1	1:48.738	34.052	34.193	40.493	257.7	36:19.872
20	1	1:55.832	36.183	36.807	42.842	241.0	39:55.694	20	1	1:49.153	34.051	34.388	40.714	257.7	38:09.025
21	1	1:56.294	36.206	37.476	42.612	238.9	41:51.988	21	1	1:49.398	34.118	34.422	40.858	259.6	39:58.423
22	1	1:56.818	36.074	37.008	43.736	240.5	43:48.806	22	1	1:49.895	34.183	34.752	40.960	270.0	41:48.318
23	1	1:55.593	36.017	36.946	42.630	241.0	45:44.399	23	1	1:50.527	34.299	34.502	41.726	259.6	43:38.845
24	1	1:59.248	36.267	38.112	44.869	240.5	47:43.647	24	1	1:50.466	34.356	34.737	41.373	255.3	45:29.311
25	1	2:01.528	37.871	38.745	44.912	225.0	49:45.175	25	1	1:50.793	34.461	35.043	41.289	257.7	47:20.104
26	1	2:01.492	38.531	38.455	44.506	208.8	51:46.667	26	1	1:49.725	34.263	34.383	41.079	257.1	49:09.829
								27	1	1:50.718	34.059	34.597	42.062	257.7	51:00.547





Autodromo Int. do Algarve
GT Cup Europe
Race - 2
Lap Analysis



45

Paulo Pinheiro

Porsche 992 GT3 Cup

52

Xander Przybylak

Porsche 992 GT3 Cup

AM

Pedro Marreiros

Paulo Pinheiro

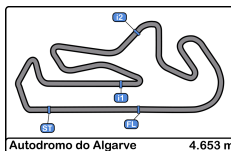
AM

Laurent Vandervelde

Q1-trackracing

Lap	D	Time	Sector 1	Sector 2	Sector 3	T. Spd	Elapsed	Lap	D	Time	Sector 1	Sector 2	Sector 3	T. Spd	Elapsed
1	2	1:59.620	42.253	35.430	41.937	217.3	1:59.620	1	1	1:55.100	39.617	34.820	40.663	216.4	1:55.100
2	2	1:51.558	34.853	35.050	41.655	252.3	3:51.178	2	1	1:48.931	33.939	34.390	40.602	252.3	3:44.031
3	2	1:51.157	34.760	35.096	41.301	251.1	5:42.335	3	1	1:48.914	34.007	34.348	40.559	250.5	5:32.945
4	2	1:51.375	34.929	35.109	41.337	251.7	7:33.710	4	1	1:48.754	33.962	34.144	40.648	249.4	7:21.699
5	2	1:50.540	34.634	34.882	41.024	251.7	9:24.250	5	1	1:49.055	34.054	34.314	40.687	248.8	9:10.754
6	2	1:50.534	34.676	34.848	41.010	251.1	11:14.784	6	1	1:49.146	33.965	34.441	40.740	251.1	10:59.900
7	2	1:50.393	34.368	34.938	41.087	252.9	13:05.177	7	1	1:49.109	33.922	34.514	40.673	248.8	12:49.009
8	2	1:50.752	34.920	34.978	40.854	252.9	14:55.929	8	1	1:49.075	33.980	34.674	40.421	250.0	14:38.084
9	2	1:51.436	34.967	35.223	41.246	252.9	16:47.365	9	1	1:49.259	34.117	34.508	40.634	250.0	16:27.343
10	2	1:51.640	35.040	35.115	41.485	252.9	18:39.005	10	1	1:49.390	34.160	34.434	40.796	251.1	18:16.733
11	2	1:50.723	34.650	34.652	41.421	250.0	20:29.728	11	1	1:49.653	34.380	34.548	40.725	243.7	20:06.386
12	2	1:51.057	34.600	34.872	41.585	250.5	22:20.785	12	1	1:54.910 P	33.991	34.583	46.336	251.1	22:01.296
13	2	1:58.646 P	34.932	35.265	48.449	249.4	24:19.431	13	2	3:14.674	1:58.142	35.205	41.327		25:15.970
14	1	3:08.314	1:51.965	35.125	41.224		27:27.745	14	2	1:52.210	34.872	35.364	41.974	250.5	27:08.180
15	1	1:50.804	34.513	34.851	41.440	250.0	29:18.549	15	2	1:50.996	35.318	34.718	40.960	250.0	28:59.176
16	1	1:50.334	34.568	34.820	40.946	250.5	31:08.883	16	2	1:51.539	34.934	35.212	41.393	250.5	30:50.715
17	1	1:50.664	34.772	34.782	41.110	254.1	32:59.547	17	2	1:51.693	35.363	35.161	41.169	251.1	32:42.408
18	1	1:50.709	34.311	34.794	41.604	249.4	34:50.256	18	2	1:50.955	34.399	35.137	41.419	252.9	34:33.363
19	1	1:51.292	34.963	34.939	41.390	250.0	36:41.548	19	2	1:50.417	34.295	35.181	40.941	254.7	36:23.780
20	1	1:51.382	34.799	34.821	41.762	250.5	38:32.930	20	2	1:52.958	35.637	35.950	41.371	252.9	38:16.738
21	1	1:51.150	34.480	35.098	41.572	250.5	40:24.080	21	2	1:55.242	36.557	37.078	41.607	234.7	40:11.980
22	1	1:51.380	34.731	35.036	41.613	250.0	42:15.460	22	2	2:00.828	38.965	38.790	43.073	166.4	42:12.808
23	1	1:52.016	34.835	35.478	41.703	250.0	44:07.476	23	2	2:05.137	41.263	39.731	44.143	172.2	44:17.945
24	1	1:52.563	34.639	35.820	42.104	250.5	46:00.039	24	2	2:08.845	42.902	42.545	43.398	144.0	46:26.790
25	1	1:52.221	34.803	35.751	41.667	250.5	47:52.260	25	2	2:05.526	41.759	40.237	43.530	153.4	48:32.316
26	1	1:52.897	34.962	35.331	42.604	250.0	49:45.157	26	2	2:03.803	41.331	38.860	43.612	162.4	50:36.119
27	1	1:52.735	35.058	35.669	42.008	245.4	51:37.892	27	2	2:10.183	46.352	39.650	44.181	156.0	52:46.302





Autodromo Int. do Algarve
GT Cup Europe
Race - 2
Lap Analysis



GT Cup
Europe

57

Fidel Castillo

Porsche 992 GT3 Cup

69

Alexandre Bochez

Ferrari 488 Challenge

PROAM

Nicolas Vandierendonck

Q1-trackracing

AM

Mikaël Bochez

Kessel Racing

Lap	D	Time	Sector 1	Sector 2	Sector 3	T. Spd	Elapsed	Lap	D	Time	Sector 1	Sector 2	Sector 3	T. Spd	Elapsed
1	1	1:55.834	39.839	35.096	40.899	212.5	1:55.834	1	1	1:57.870	40.897	35.141	41.832	216.8	1:57.870
2	1	1:49.443	34.120	34.604	40.719	252.3	3:45.277	2	1	1:51.014	34.659	34.918	41.437	253.5	3:48.884
3	1	1:50.077	34.591	34.822	40.664	252.3	5:35.354	3	1	1:50.293	34.496	34.880	40.917	258.9	5:39.177
4	1	1:50.469	34.653	35.180	40.636	251.1	7:25.823	4	1	1:51.357	34.860	35.163	41.334	258.9	7:30.534
5	1	1:49.545	34.500	34.323	40.722	251.7	9:15.368	5	1	1:50.899	34.684	35.141	41.074	258.3	9:21.433
6	1	1:50.283	34.390	35.120	40.773	251.1	11:05.651	6	1	1:50.469	34.507	34.784	41.178	257.7	11:11.902
7	1	1:49.410	34.207	34.469	40.734	251.7	12:55.061	7	1	1:50.859	34.573	34.686	41.600	259.6	13:02.761
8	1	1:49.640	34.436	34.405	40.799	251.7	14:44.701	8	1	1:50.232	34.339	34.664	41.229	258.3	14:52.993
9	1	1:49.853	34.043	34.709	41.101	251.1	16:34.554	9	1	1:50.832	34.499	35.151	41.182	259.6	16:43.825
10	1	2:01.352	46.317	34.317	40.718	248.8	18:35.906	10	1	1:50.107	34.413	34.920	40.774	258.9	18:33.932
11	1	1:49.159	34.072	34.330	40.757	251.7	20:25.065	11	1	1:50.777	34.507	34.941	41.329	258.3	20:24.709
12	1	1:49.257	34.393	34.139	40.725	254.7	22:14.322	12	1	1:51.856	35.304	35.361	41.191	257.7	22:16.565
13	1	1:49.732	34.136	34.798	40.798	251.1	24:04.054	13	1	1:50.685	34.582	35.310	40.793	257.1	24:07.250
14	1	1:56.179 P	34.400	34.746	47.033	251.7	26:00.233	14	1	1:52.023	35.106	35.479	41.438	258.9	25:59.273
15	2	3:00.444	1:44.380	34.659	41.405		29:00.677	15	1	1:56.954 P	34.485	34.938	47.531	257.1	27:56.227
16	2	1:51.884	34.998	34.660	42.226	251.1	30:52.561	16	2	3:05.982	1:49.256	35.342	41.384		31:02.209
17	2	1:51.002	34.556	34.884	41.562	250.5	32:43.563	17	2	1:51.048	34.957	35.101	40.990	257.1	32:53.257
18	2	1:50.579	34.623	34.493	41.463	254.1	34:34.142	18	2	1:50.938	34.700	34.897	41.341	257.1	34:44.195
19	2	1:50.073	34.301	34.746	41.026	252.9	36:24.215	19	2	1:50.048	34.604	34.641	40.803	258.9	36:34.243
20	2	1:50.463	34.717	34.648	41.098	252.3	38:14.678	20	2	1:50.509	34.679	34.976	40.854	258.9	38:24.752
21	2	1:50.754	34.855	34.804	41.095	251.1	40:05.432	21	2	1:51.180	34.792	35.103	41.285	258.3	40:15.932
22	2	1:51.272	34.656	35.633	40.983	251.1	41:56.704	22	2	1:51.253	34.914	34.836	41.503	258.9	42:07.185
23	2	1:50.544	34.379	34.688	41.477	251.7	43:47.248	23	2	1:52.031	35.056	34.913	42.062	257.7	43:59.216
24	2	1:50.812	34.698	34.623	41.491	251.1	45:38.060	24	2	1:50.350	34.502	34.890	40.958	256.5	45:49.566
25	2	1:50.519	34.615	34.628	41.276	251.7	47:28.579	25	2	1:50.577	34.569	34.918	41.090	257.7	47:40.143
26	2	1:52.434	35.343	35.177	41.914	251.7	49:21.013	26	2	1:50.059	34.772	34.486	40.801	257.7	49:30.202
27	2	1:52.284	35.397	35.100	41.787	250.5	51:13.297	27	2	1:49.946	34.574	34.339	41.033	257.7	51:20.148

67

Gianluca De Lorenzi

Porsche 992 GT3 Cup

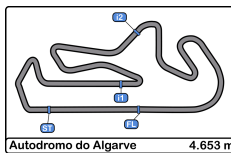
AM

Stefano Borghi

GDL Racing

Lap	D	Time	Sector 1	Sector 2	Sector 3	T. Spd	Elapsed
1	2	1:58.912	41.799	35.226	41.887	202.6	1:58.912
2	2	1:51.490	34.975	35.261	41.254	254.7	3:50.402
3	2	1:51.398	34.954	35.129	41.315	254.7	5:41.800
4	2	1:51.436	35.135	34.987	41.314	252.9	7:33.236
5	2	1:50.292	34.725	34.740	40.827	252.9	9:23.528
6	2	1:50.462	34.663	34.721	41.078	253.5	11:13.990
7	2	1:50.826	34.745	34.767	41.314	253.5	13:04.816
8	2	1:50.784	34.969	34.952	40.863	254.1	14:55.600
9	2	1:51.401	34.933	35.208	41.260	253.5	16:47.001
10	2	1:51.115	35.013	35.080	41.022	254.1	18:38.116
11	2	1:50.530	34.471	34.675	41.384	252.9	20:28.646
12	2	1:57.972 P	35.043	34.982	47.947	252.9	22:26.618
13	1	2:56.121	1:41.487	34.389	40.245		25:22.739
14	1	1:49.176	34.334	34.436	40.406	254.1	27:11.915
15	1	1:49.525	34.435	34.575	40.515	254.7	29:01.440
16	1	1:50.040	34.644	34.475	40.921	255.9	30:51.480
17	1	1:51.364	34.867	34.888	41.609	255.3	32:42.844
18	1	1:49.832	34.425	34.747	40.660	255.9	34:32.676
19	1	1:48.338	33.837	34.284	40.217	255.9	36:21.014
20	1	2:37.064	34.351	35.210	1:27.503	255.9	38:58.078
21	1	2:07.040 P	37.212	37.240	52.588	250.0	41:05.118





Autodromo Int. do Algarve
GT Cup Europe
Race - 2
Lap Analysis



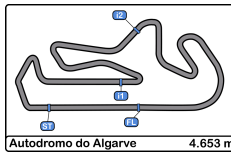
77 Jori Ala-Jyrä Porsche 992 GT3 Cup 80 Iván Velasco Ferrari 488 Challenge Evo

AM Indrek Jaaska							EST1 Racing		PROAM		Jorge Cabezas			Mertel Motorsport	
Lap	D	Time	Sector 1	Sector 2	Sector 3	T. Spd	Elapsed	Lap	D	Time	Sector 1	Sector 2	Sector 3	T. Spd	Elapsed
1	2	2:07.460	44.935	38.276	44.249	208.0	2:07.460	1	2	1:53.692	39.145	34.248	40.299	218.1	1:53.692
2	2	1:56.213	35.861	36.140	44.212	251.7	4:03.673	2	2	1:47.834	33.510	33.813	40.511	260.2	3:41.526
3	2	1:56.429	36.263	36.385	43.781	251.1	6:00.102	3	2	1:47.770	33.571	33.744	40.455	258.9	5:29.296
4	2	1:54.371	35.906	35.462	43.003	251.1	7:54.473	4	2	1:48.058	33.719	34.034	40.305	258.9	7:17.354
5	2	1:53.790	35.894	35.563	42.333	252.9	9:48.263	5	2	1:49.138	33.922	34.846	40.370	259.6	9:06.492
6	2	1:53.979	35.191	36.105	42.683	255.3	11:42.242	6	2	1:48.356	33.728	34.097	40.531	258.3	10:54.848
7	2	1:54.312	35.594	35.427	43.291	256.5	13:36.554	7	2	1:48.172	33.743	34.198	40.231	260.2	12:43.020
8	2	1:55.229	35.912	35.902	43.415	255.3	15:31.783	8	2	1:48.044	33.693	34.093	40.258	260.8	14:31.064
9	2	1:52.738	35.483	34.959	42.296	254.1	17:24.521	9	2	1:48.135	33.822	33.975	40.338	263.4	16:19.199
10	2	1:52.900	35.290	35.483	42.127	255.3	19:17.421	10	2	1:47.963	33.585	34.092	40.286	260.8	18:07.162
11	2	1:52.214	35.053	35.007	42.154	253.5	21:09.635	11	2	1:48.370	33.776	34.163	40.431	257.1	19:55.532
12	2	2:01.517 P	34.976	35.010	51.531	253.5	23:11.152	12	2	1:54.719 P	33.708	33.983	47.028	260.8	21:50.251
13	1	3:20.940	2:04.399	35.208	41.333		26:32.092	13	1	3:07.648	1:51.719	35.212	40.717		24:57.899
14	1	1:53.819	36.294	35.833	41.692	254.7	28:25.911	14	1	1:49.180	34.178	34.297	40.705	257.7	26:47.079
15	1	1:53.041	35.311	36.053	41.677	255.9	30:18.952	15	1	1:48.741	33.776	34.502	40.463	255.9	28:35.820
16	1	1:53.202	36.445	35.144	41.613	257.1	32:12.154	16	1	1:48.449	33.685	34.288	40.476	256.5	30:24.269
17	1	1:52.508	34.945	35.377	42.186	254.7	34:04.662	17	1	1:50.091	34.035	34.563	41.493	255.9	32:14.360
18	1	1:54.340	37.170	36.036	41.134	253.5	35:59.002	18	1	1:50.528	34.368	34.915	41.245	258.3	34:04.888
19	1	1:50.166	34.498	34.736	40.932	255.9	37:49.168	19	1	1:53.075	36.586	35.814	40.675	242.1	35:57.963
20	1	1:50.258	34.482	34.776	41.000	255.9	39:39.426	20	1	1:49.358	34.098	34.338	40.922	257.1	37:47.321
21	1	1:50.540	34.484	35.065	40.991	254.7	41:29.966	21	1	1:49.960	34.505	34.918	40.537	262.1	39:37.281
22	1	1:51.258	34.710	34.938	41.610	254.7	43:21.224	22	1	1:49.541	34.226	34.676	40.639	257.1	41:26.822
23	1	1:51.555	35.211	35.094	41.250	254.7	45:12.779	23	1	1:50.257	34.185	35.005	41.067	254.7	43:17.079
24	1	1:51.049	35.408	34.971	40.670	255.9	47:03.828	24	1	1:49.321	34.167	34.405	40.749	257.1	45:06.400
25	1	1:53.545	35.254	36.871	41.420	254.7	48:57.373	25	1	1:49.703	34.270	34.444	40.989	255.9	46:56.103
26	1	1:51.726	34.882	35.289	41.555	255.3	50:49.099	26	1	1:50.667	34.507	35.036	41.124	258.9	48:46.770

78 Davide Scannicchio Porsche 992 GT3 Cup 111 Stephen Earle Ferrari 488 Challenge

PROAM Fabio Babini							ZRS Motorsport		PROAM		David Perel			Kessel Racing	
Lap	D	Time	Sector 1	Sector 2	Sector 3	T. Spd	Elapsed	Lap	D	Time	Sector 1	Sector 2	Sector 3	T. Spd	Elapsed
1	2	1:51.711	37.741	33.895	40.075	215.1	1:51.711	1	2	1:52.665	38.602	33.916	40.147	215.1	1:52.665
2	2	1:47.629	33.524	33.769	40.336	252.9	3:39.340	2	2	1:47.748	33.532	33.845	40.371	254.7	3:40.413
3	2	1:47.826	33.645	33.970	40.211	252.3	5:27.166	3	2	1:48.102	33.625	33.954	40.523	253.5	5:28.515
4	2	1:47.842	33.786	33.898	40.158	251.7	7:15.008	4	2	1:48.379	33.835	34.080	40.464	254.7	7:16.894
5	2	1:47.527	33.667	33.826	40.034	251.1	9:02.535	5	2	1:49.081	33.840	34.741	40.500	254.1	9:05.975
6	2	1:47.766	33.723	33.924	40.119	251.7	10:50.301	6	2	1:48.442	33.800	34.172	40.470	254.1	10:54.417
7	2	1:47.533	33.616	33.807	40.110	252.3	12:37.834	7	2	1:48.088	33.781	34.056	40.251	254.1	12:42.505
8	2	1:48.103	33.827	34.148	40.128	251.7	14:25.937	8	2	1:48.071	33.793	34.091	40.187	254.1	14:30.576
9	2	1:47.898	33.807	33.993	40.098	253.5	16:13.835	9	2	1:47.934	33.807	33.908	40.219	254.1	16:18.510
10	2	1:47.770	33.777	33.832	40.161	253.5	18:01.605	10	2	1:48.065	33.692	34.078	40.295	254.7	18:06.575
11	2	1:48.162	33.991	33.927	40.244	254.1	19:49.767	11	2	1:48.341	33.800	34.204	40.337	252.9	19:54.916
12	2	1:47.984	33.686	33.869	40.429	252.3	21:37.751	12	2	1:48.048	33.643	33.957	40.448	253.5	21:42.964
13	2	1:47.806	33.586	34.010	40.210	252.3	23:25.557	13	2	1:48.221	33.673	34.196	40.352	252.9	23:31.185
14	2	1:53.609 P	33.729	34.135	45.745	252.9	25:19.166	14	2	1:47.920	33.671	33.900	40.349	254.1	25:19.105
15	1	3:06.202	1:48.671	35.786	41.745		28:25.368	15	2	1:54.481 P	33.687	34.101	46.693	253.5	27:13.586
16	1	1:53.233	35.187	36.200	41.846	252.9	30:18.601	16	1	3:04.642	1:46.676	36.049	41.917		30:18.228
17	1	2:11.679 P	39.053	40.013	52.613	256.5	32:30.280	17	1	1:56.036	36.802	36.742	42.492	254.1	32:14.264
								18	1	1:53.103	35.303	35.890	41.910	251.7	34:07.367
								19	1	1:53.210	35.770	35.815	41.625	255.9	36:00.577
								20	1	1:52.828	35.505	35.546	41.777	254.7	37:53.405
								21	1	1:52.325	35.058	35.536	41.731	254.1	39:45.730
								22	1	2:57.126 P	35.151	59.078	1:22.897	252.3	42:42.856





Autodromo Int. do Algarve

GT Cup Europe

Race - 2

Lap Analysis



GT Cup Europe

007

Jayan Fazal-Karim

Aston Martin Vantage AMR

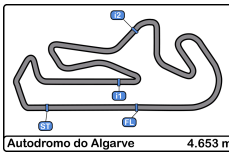
TPH

Julien Darras

Street-Art Racing

Lap	D	Time	Sector 1	Sector 2	Sector 3	T. Spd	Elapsed
1	1	2:10.193	45.573	39.248	45.372	196.0	2:10.193
2	1	2:00.912	38.211	38.119	44.582	238.9	4:11.105
3	1	1:59.722	37.575	38.248	43.899	241.0	6:10.827
4	1	1:57.366	37.013	37.200	43.153	244.3	8:08.193
5	1	1:56.309	36.596	36.648	43.065	243.7	10:04.502
6	1	1:55.347	36.075	36.629	42.643	244.8	11:59.849
7	1	1:55.363	35.857	36.500	43.006	246.0	13:55.212
8	1	1:55.637	36.016	36.971	42.650	245.4	15:50.849
9	1	2:09.330	35.705	37.638	55.987	245.4	18:00.179
10	1	2:03.402	38.395	40.217	44.790	237.8	20:03.581
11	1	2:14.196 P	39.738	38.717	55.741	243.2	22:17.777
12	2	3:12.412	1:54.637	35.843	41.932		25:30.189
13	2	1:52.455	35.136	35.398	41.921	246.0	27:22.644
14	2	1:52.968	34.846	36.112	42.010	246.0	29:15.612
15	2	1:52.869	35.200	35.664	42.005	244.8	31:08.481
16	2	1:53.790	35.935	35.820	42.035	246.0	33:02.271
17	2	1:53.813	35.220	36.362	42.231	246.5	34:56.084
18	2	1:53.366	35.235	35.843	42.288	246.0	36:49.450
19	2	1:55.029	35.887	36.368	42.774	246.0	38:44.479
20	2	1:54.955	35.528	37.180	42.247	245.4	40:39.434
21	2	1:54.163	35.616	36.157	42.390	246.5	42:33.597
22	2	1:53.834	35.424	35.824	42.586	244.8	44:27.431
23	2	1:53.827	35.557	36.098	42.172	246.0	46:21.258
24	2	1:54.246	35.976	35.894	42.376	245.4	48:15.504
25	2	1:53.664	35.379	36.301	41.984	246.0	50:09.168
26	2	1:53.730	35.526	35.863	42.341	246.5	52:02.898





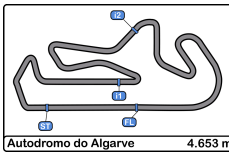
Autodromo Int. do Algarve
 GT Cup Europe
 Race - 2
Analysis by Lap



GT Cup
 Europe

Num	Lap Time	Gap	Num	Lap Time	Gap	Num	Lap Time	Gap	Num	Lap Time	Gap	Num	Lap Time	Gap
Lap 1														
78	1:51.711		111	1:52.665	00.954	52	1:48.754	06.691	44	1:51.115	36.511	52	3:14.674	1:50.413
80	1:53.692	01.981	57	1:50.469	10.815	57	1:49.825	18.934	67	1:50.107	32.327	Num Lap Time Gap		
52	1:55.100	03.389	16	1:49.890	12.673	44	1:49.979	22.011	57	2:01.352	34.301	Lap 14		
57	1:55.834	04.123	44	1:51.210	13.795	69	1:50.859	24.927	67	1:51.640	37.400	111	1:47.920	
44	1:56.773	05.062	69	1:51.357	15.526	67	1:50.826	26.982	45	1:50.451	39.444	78	1:53.609	00.061
16	1:57.535	05.824	67	1:51.436	18.228	45	1:50.393	27.343	21	1:53.664	1:00.776	44	2:58.828	1 Lap
69	1:57.870	06.159	45	1:51.375	18.702	12	1:51.250	30.619	77	1:52.900	1:15.816	67	2:56.121	1 Lap
67	1:58.912	07.201	12	1:51.901	20.680	21	1:53.389	44.059	11	1:54.637	1:19.757	12	2:56.298	1 Lap
45	1:59.620	07.909	21	1:53.593	25.954	11	1:55.573	58.491	43	1:54.410	1:19.930	007	3:12.412	2 Laps
12	2:00.450	08.739	43	1:55.415	34.290	77	1:54.312	58.720	Num Lap Time Gap			21	2:56.282	1 Lap
21	2:01.811	10.100	11	1:54.828	34.860	43	1:55.440	59.446	Lap 11			69	1:52.023	40.168
43	2:04.069	12.358	77	1:54.371	39.465	007	1:55.363	1:17.378	78	1:48.162		57	1:56.179	41.128
11	2:06.567	14.856	007	1:57.366	53.185	Num Lap Time Gap			111	1:48.341	05.149	11	3:11.355	1 Lap
77	2:07.460	15.749	Lap 5			Lap 8			80	1:48.370	05.765	77	3:20.940	1 Lap
007	2:10.193	18.482	78	1:47.527		78	1:48.103		52	1:49.653	16.619	80	1:49.180	1:27.974
Num Lap Time Gap			111	1:49.081	03.440	111	1:48.071	04.639	16	1:50.097	24.511	16	3:03.289	1:42.885
Lap 2			80	1:49.138	03.957	80	1:48.044	05.127	44	1:50.643	33.793	43	2:00.428	1:48.425
78	1:47.629		52	1:49.055	08.219	52	1:49.075	12.147	69	1:50.777	34.942	52	1:52.210	1:49.075
111	1:47.748	01.073	57	1:49.545	12.833	57	1:49.640	18.764	57	1:49.159	35.298	44	1:48.866	1:51.491
80	1:47.834	02.186	16	1:49.693	14.839	16	1:49.351	20.182	67	1:50.530	38.879	67	1:49.176	1:52.810
52	1:48.931	04.691	44	1:50.564	16.832	44	1:51.612	25.520	45	1:50.723	39.961	Num Lap Time Gap		
57	1:49.443	05.937	69	1:50.899	18.898	69	1:50.232	27.056	12	1:50.402	41.684	Lap 15		
44	1:50.563	07.996	67	1:50.292	20.993	67	1:50.784	29.663	21	1:54.363	1:06.977	111	1:54.481	
16	1:50.221	08.416	45	1:50.540	21.715	45	1:50.752	29.992	77	1:52.214	1:19.868	12	1:51.193	1 Lap
69	1:51.014	09.544	12	1:50.812	23.965	12	1:51.106	33.622	11	1:54.932	1:26.527	007	1:52.455	2 Laps
67	1:51.490	11.062	21	1:53.425	31.852	21	1:53.490	49.446	43	1:55.736	1:27.504	45	3:08.314	1 Lap
45	1:51.558	11.838	11	1:56.556	43.889	11	1:55.309	1:05.697	Num Lap Time Gap			21	1:50.768	1 Lap
12	1:51.572	12.682	43	1:57.395	44.158	77	1:55.229	1:05.846	Lap 12			69	1:56.954	42.641
21	1:52.480	14.951	77	1:53.790	45.728	43	1:54.816	1:06.159	78	1:47.984		11	1:53.082	1 Lap
43	1:54.908	19.637	007	1:56.309	1:01.967	007	1:55.637	1:24.912	111	1:48.048	05.213	78	3:06.202	1:11.782
11	1:54.839	22.066	Num Lap Time Gap			Lap 9			80	1:54.719	12.500	16	1:49.575	1:37.979
77	1:56.213	24.333	Lap 6			78	1:47.898		52	1:54.910	23.545	52	1:50.996	1:45.590
007	2:00.912	31.765	78	1:47.766		111	1:47.934	04.675	16	1:49.569	26.096	57	3:00.444	1:47.091
Num Lap Time Gap			111	1:48.442	04.116	80	1:48.135	05.364	57	1:49.257	36.571	44	1:50.101	1:47.111
Lap 3			80	1:48.356	04.547	52	1:49.259	13.508	69	1:51.856	38.814	67	1:49.525	1:47.854
78	1:47.826		57	1:49.146	09.599	57	1:49.853	20.719	45	1:51.057	43.034	12	1:51.057	1:53.975
111	1:48.102	01.349	52	1:50.283	15.350	16	1:49.031	21.315	44	1:59.342	45.151	007	1:52.968	1 Lap
80	1:47.770	02.130	16	1:49.569	16.642	44	1:51.107	28.729	67	1:57.972	48.867	45	1:50.804	2:04.963
52	1:48.914	05.779	44	1:50.499	19.565	69	1:50.832	29.990	12	1:57.562	51.262	21	1:50.442	2:21.013
57	1:50.077	08.188	69	1:50.469	21.601	67	1:51.401	33.166	21	2:00.363	1:19.356	43	3:03.584	2:57.528
44	1:50.257	10.427	67	1:50.462	23.689	45	1:51.436	33.530	77	2:01.517	1:33.401	11	1:54.052	3:03.624
16	1:50.035	10.625	45	1:50.534	24.483	12	1:51.039	36.763	43	1:55.356	1:34.876	Num Lap Time Gap		
69	1:50.293	12.011	12	1:50.703	26.902	21	1:53.334	54.882	11	2:02.427	1:40.970	Lap 16		
67	1:51.398	14.634	21	1:54.117	38.203	77	1:52.738	1:10.686	Num Lap Time Gap			111	3:04.642	
45	1:51.157	15.169	11	1:54.328	50.451	11	1:55.091	1:12.890	Lap 13			78	1:53.233	00.373
12	1:51.765	16.621	43	1:55.147	51.539	43	1:55.029	1:13.290	78	1:47.806		77	1:53.041	1 Lap
21	1:53.078	20.203	77	1:53.979	51.941	007	2:09.330	1:46.344	111	1:48.221	05.628	80	1:48.449	06.041
43	1:54.906	26.717	007	1:55.347	1:09.548	Num Lap Time Gap			16	1:54.854	33.144	16	1:49.569	22.906
11	1:53.634	27.874	Num Lap Time Gap			Lap 10			57	1:49.732	38.497	52	1:51.539	32.487
77	1:56.429	32.936	Lap 7			78	1:47.770		69	1:50.685	41.693	44	1:50.075	32.544
007	1:59.722	43.661	78	1:47.533		111	1:48.065	04.970	45	1:58.646	53.874	67	1:50.040	33.252
Num Lap Time Gap			111	1:48.088	04.671	80	1:47.963	05.557	80	3:07.648	1:32.342	57	1:51.884	34.333
Lap 4			80	1:48.172	05.186	52	1:49.390	15.128	43	1:54.475	1:41.545	12	1:50.736	40.069
78	1:47.842					16	1:49.031	22.576				69	3:05.982	43.981





Autodromo Int. do Algarve

GT Cup Europe

Race - 2

Analysis by Lap



GT Cup Europe

Autodromo do Algarve 4.653 m.

Num	Lap Time	Gap
007	1:52.869	1 Lap
45	1:50.334	50.655
21	1:50.663	1:07.034
43	1:56.317	1:49.203
11	1:52.425	1:51.407
77	1:53.202	1:53.926

Num	Lap Time	Gap
-----	----------	-----

Lap 17

111	1:56.036	
80	1:50.091	00.096
78	2:11.679	16.016
16	1:49.713	16.583
44	1:50.185	26.693
52	1:51.693	28.144
67	1:51.364	28.580
57	1:51.002	29.299
12	1:51.232	35.265
69	1:51.048	38.993
45	1:50.664	45.283
007	1:53.790	1 Lap
21	1:50.479	1:01.477
11	1:54.878	1:50.249
43	1:57.105	1:50.272
77	1:52.508	1:50.398

Num	Lap Time	Gap
-----	----------	-----

Lap 18

80	1:50.528	
111	1:53.103	02.479
16	1:49.249	15.208
44	1:50.177	26.246
67	1:49.832	27.788
52	1:50.955	28.475
57	1:50.579	29.254
12	1:50.920	35.561
69	1:50.938	39.307
45	1:50.709	45.368
007	1:53.813	1 Lap
21	1:50.589	1:01.442

Num	Lap Time	Gap
-----	----------	-----

Lap 19

80	1:53.075	
77	1:54.340	1 Lap
11	1:55.059	1 Lap
111	1:53.210	02.614
43	1:58.931	1 Lap
16	1:48.994	11.127
44	1:48.738	21.909
67	1:48.338	23.051
52	1:50.417	25.817
57	1:50.073	26.252
12	1:50.550	33.036
69	1:50.048	36.280
45	1:51.292	43.585
007	1:53.366	1 Lap
21	1:49.947	58.314

Num	Lap Time	Gap
-----	----------	-----

Lap 20

80	1:49.358	
77	1:50.166	1 Lap
11	1:51.527	1 Lap
111	1:52.828	06.084
16	1:49.411	11.180
43	1:56.395	1 Lap
44	1:49.153	21.704
57	1:50.463	27.357
52	1:52.958	29.417
12	1:50.896	34.574
69	1:50.509	37.431
45	1:51.382	45.609
007	1:55.029	1 Lap
21	1:50.557	59.513
67	2:37.064	1:10.757

Num	Lap Time	Gap
-----	----------	-----

Lap 21

80	1:49.960	
77	1:50.258	1 Lap
11	1:51.942	1 Lap
111	1:52.325	08.449
16	1:48.795	10.015
43	1:55.832	1 Lap
44	1:49.398	21.142
57	1:50.754	28.151
52	1:55.242	34.699
12	1:50.740	35.354
69	1:51.180	38.651
45	1:51.150	46.799
21	1:50.776	1:00.329
007	1:54.955	1 Lap
67	2:07.040	1:27.837

Num	Lap Time	Gap
-----	----------	-----

Lap 22

80	1:49.541	
77	1:50.540	1 Lap
11	1:53.276	1 Lap
16	1:49.539	10.013
44	1:49.895	21.496
43	1:56.294	1 Lap
57	1:51.272	29.882
12	1:50.955	36.768
69	1:51.253	40.363
52	2:00.828	45.986
45	1:51.380	48.638
21	1:51.124	1:01.912
007	1:54.163	1 Lap
111	2:57.126	1:16.034

Num	Lap Time	Gap
-----	----------	-----

Lap 23

80	1:50.257	
77	1:51.258	1 Lap
16	1:50.421	10.177
11	1:53.916	1 Lap
44	1:50.527	21.766

Num	Lap Time	Gap
-----	----------	-----

Lap 24

57	1:50.544	30.169
43	1:56.818	1 Lap
12	1:50.833	37.344
69	1:52.031	42.137
45	1:52.016	50.397
52	2:05.137	1:00.866
21	1:50.935	1:02.590
007	1:53.834	1 Lap

Num	Lap Time	Gap
-----	----------	-----

Lap 25

80	1:49.321	
77	1:51.555	1 Lap
16	1:49.345	10.201
11	1:52.195	1 Lap
44	1:50.466	22.911
57	1:50.812	31.660
43	1:55.593	1 Lap
12	1:50.920	38.943
69	1:50.350	43.166
45	1:52.563	53.639
21	1:51.233	1:04.502
007	1:53.827	1 Lap
52	2:08.845	1:20.390

Num	Lap Time	Gap
-----	----------	-----

Lap 26

80	1:50.667	
16	1:50.009	08.818
77	1:53.545	1 Lap
11	1:52.415	1 Lap
44	1:49.725	23.059
57	1:52.434	34.243
12	1:50.928	41.387
69	1:50.059	43.432
45	1:52.897	58.387
43	2:01.528	1 Lap
21	1:50.489	1:05.085
007	1:53.664	1 Lap
52	2:03.803	1:49.349

Num	Lap Time	Gap
-----	----------	-----

Lap 27

80	1:51.047	
----	----------	--

Num	Lap Time	Gap
-----	----------	-----

Num	Lap Time	Gap
-----	----------	-----

16	1:48.744	06.515
77	1:51.726	1 Lap
11	1:53.359	1 Lap
44	1:50.718	22.730
57	1:52.284	35.480
12	1:50.813	41.153
69	1:49.946	42.331
45	1:52.735	1:00.075
21	1:50.404	1:04.442
43	2:01.492	1 Lap
007	1:53.730	1 Lap
52	2:10.183	2:08.485

Num	Lap Time	Gap
-----	----------	-----

Lap 28

80	1:49.321	
77	1:51.555	1 Lap
16	1:49.345	10.201
11	1:52.195	1 Lap
44	1:50.466	22.911
57	1:50.812	31.660
43	1:55.593	1 Lap
12	1:50.920	38.943
69	1:50.350	43.166
45	1:52.563	53.639
21	1:51.233	1:04.502
007	1:53.827	1 Lap
52	2:08.845	1:20.390

Num	Lap Time	Gap
-----	----------	-----

Lap 29

80	1:49.703	
77	1:51.049	1 Lap
16	1:48.978	09.476
11	1:52.148	1 Lap
44	1:50.793	24.001
57	1:50.519	32.476
12	1:51.886	41.126
69	1:50.577	44.040
43	1:59.248	1 Lap
45	1:52.221	56.157
21	1:50.464	1:05.263
007	1:54.246	1 Lap
52	2:05.526	1:36.213

Num	Lap Time	Gap
-----	----------	-----

Lap 30

80	1:50.667	
16	1:50.009	08.818
77	1:53.545	1 Lap
11	1:52.415	1 Lap
44	1:49.725	23.059
57	1:52.434	34.243
12	1:50.928	41.387
69	1:50.059	43.432
45	1:52.897	58.387
43	2:01.528	1 Lap
21	1:50.489	1:05.085
007	1:53.664	1 Lap
52	2:03.803	1:49.349

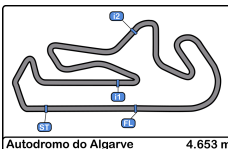
Num	Lap Time	Gap
-----	----------	-----

Lap 31

80	1:51.047	
----	----------	--

Num	Lap Time	Gap
-----	----------	-----





Autodromo Int. do Algarve

GT Cup Europe

Race - 2

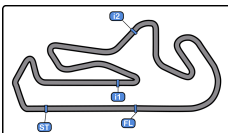
Best Sectors Results



Autodromo do Algarve 4.653 m.

Sector - 1			Sector - 2			Sector - 3			Ideal Lap vs Best Lap		
Clas	Nº Driver	Time	Nº Driver	Time	Nº Driver	Time	Clas	Nº Driver	Ideal Lap	Best Lap	Clas
1	80 Velasco - Cabezas	33.510	80 Velasco - Cabezas	33.744	78 Scannicchio - Babini	40.034	1	78 Scannicchio - Babini	1:47.327	1:47.527	1
2	78 Scannicchio - Babini	33.524	78 Scannicchio - Babini	33.769	111 Earle - Perel	40.147	2	80 Velasco - Cabezas	1:47.485	1:47.770	3
3	111 Earle - Perel	33.532	111 Earle - Perel	33.845	67 De Lorenzi - Borghi	40.217	3	111 Earle - Perel	1:47.524	1:47.748	2
4	67 De Lorenzi - Borghi	33.837	57 Castillo - Vandierendonck	34.139	80 Velasco - Cabezas	40.231	4	67 De Lorenzi - Borghi	1:48.338	1:48.338	4
5	16 Evgenii Leonov	33.881	52 Przybylak - Vandervelde	34.144	16 Evgenii Leonov	40.406	5	16 Evgenii Leonov	1:48.448	1:48.744	6
6	52 Przybylak - Vandervelde	33.922	16 Evgenii Leonov	34.161	52 Przybylak - Vandervelde	40.421	6	52 Przybylak - Vandervelde	1:48.487	1:48.754	7
7	44 Pisani - Zanini	33.940	44 Pisani - Zanini	34.193	44 Pisani - Zanini	40.493	7	44 Pisani - Zanini	1:48.626	1:48.738	5
8	57 Castillo - Vandierendonck	34.043	67 De Lorenzi - Borghi	34.284	57 Castillo - Vandierendonck	40.636	8	57 Castillo - Vandierendonck	1:48.818	1:49.159	8
9	21 Perian - Tincescu	34.226	69 Bochez - Bochez	34.339	77 Ala-Jyrä - Jaaska	40.670	9	69 Bochez - Bochez	1:49.452	1:49.946	9
10	45 Pinheiro - Marreiros	34.311	21 Perian - Tincescu	34.398	69 Bochez - Bochez	40.774	10	21 Perian - Tincescu	1:49.615	1:49.947	10
11	69 Bochez - Bochez	34.339	45 Pinheiro - Marreiros	34.652	12 Glauco Solieri	40.817	11	45 Pinheiro - Marreiros	1:49.817	1:50.334	12
12	12 Glauco Solieri	34.462	77 Ala-Jyrä - Jaaska	34.736	45 Pinheiro - Marreiros	40.854	12	77 Ala-Jyrä - Jaaska	1:49.888	1:50.166	11
13	77 Ala-Jyrä - Jaaska	34.482	12 Glauco Solieri	34.795	21 Perian - Tincescu	40.991	13	12 Glauco Solieri	1:50.074	1:50.402	13
14	007 Fazal-Karim - Darras	34.846	11 Fabiani - Zerbi	35.130	11 Fabiani - Zerbi	41.073	14	11 Fabiani - Zerbi	1:51.163	1:51.527	14
15	11 Fabiani - Zerbi	34.960	007 Fazal-Karim - Darras	35.398	007 Fazal-Karim - Darras	41.921	15	007 Fazal-Karim - Darras	1:52.165	1:52.455	15
16	43 Conde - Mello	35.705	43 Conde - Mello	36.071	43 Conde - Mello	42.297	16	43 Conde - Mello	1:54.073	1:54.410	16





Autodromo Int. do Algarve

GT Cup Europe

Race - 2

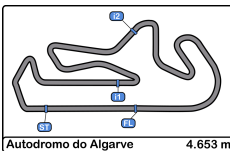
Leader Sequence

Autodromo do Algarve 4.653 m.



Nº	Entrant/Team	Nat	Driver 1	Nat	Driver 2	Nat	Vehicle	Cat	Start Lap	End Lap	Laps	Total Laps
78	ZRS Motorsport		Davide Scannicchio		Fabio Babini		Porsche 992 GT3 Cup	PROAM	1	13	13	13
111	Kessel Racing		Stephen Earle		David Perel		Ferrari 488 Challenge	PROAM	14	17	4	4
80	Mertel Motorsport		Iván Velasco		Jorge Cabezas		Ferrari 488 Challenge Evo	PROAM	18	27	10	10





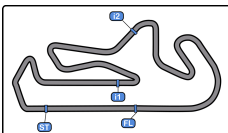
Autodromo Int. do Algarve
GT Cup Europe
Race - 2
Best 5 Lap Times



Autodromo do Algarve 4.653 m.

Cl	N°	Entrant/Team	Nat	Driver 1	Nat	Driver 2	Nat	Vehicle	Cat	Cl	Best 1		Best 2		Best 3		Best 4		Best 5	
											Time	Lap	Time	Lap	Time	Lap	Time	Lap	Time	Lap
1	78	ZRS Motorsport	ITA	Davide Scannicchio	ITA	Fabio Babini	ITA	Porsche 992 GT3 Cup	PROAM	1	1:47.527	5	1:47.533	7	1:47.629	2	1:47.766	6	1:47.770	10
2	111	Kessel Racing	CHE	Stephen Earle	USA	David Perel	ZAF	Ferrari 488 Challenge	PROAM	2	1:47.748	2	1:47.920	14	1:47.934	9	1:48.048	12	1:48.065	10
3	80	Mertel Motorsport	DEU	Iván Velasco	ESP	Jorge Cabezas	ESP	Ferrari 488 Challenge Evo	PROAM	3	1:47.770	3	1:47.834	2	1:47.963	10	1:48.044	8	1:48.058	4
4	67	GDL Racing	SMR	Gianluca De Lorenzi	ITA	Stefano Borghi	ITA	Porsche 992 GT3 Cup	AM	1	1:48.338	19	1:49.176	14	1:49.525	15	1:49.832	18	1:50.040	16
5	44	Eugenio Pisani / SP Racing	ITA	Eugenio Pisani	ITA	Stefano Zanini	MCO	Porsche 911 GT3 Cup gen 2	PROAM	4	1:48.738	19	1:48.866	14	1:49.153	20	1:49.398	21	1:49.725	26
6	16	Volcano Motorsport	ESP	Evgenii Leonov	IND			Porsche 992 GT3 Cup	PROAM*	5	1:48.744	27	1:48.795	21	1:48.978	25	1:48.994	19	1:49.031	9
7	52	Q1-trackracing	BEL	Xander Przybylak	BEL	Laurent Vandervelde	BEL	Porsche 992 GT3 Cup	AM	2	1:48.754	4	1:48.914	3	1:48.931	2	1:49.055	5	1:49.075	8
8	57	Q1-trackracing	BEL	Fidel Castillo	ESP	Nicolas Vandierendonck	BEL	Porsche 992 GT3 Cup	PROAM	6	1:49.159	11	1:49.257	12	1:49.410	7	1:49.443	2	1:49.545	5
9	69	Kessel Racing	CHE	Alexandre Bochez	CHE	Mikaël Bochez	CHE	Ferrari 488 Challenge	AM	3	1:49.946	27	1:50.048	19	1:50.059	26	1:50.107	10	1:50.232	8
10	21	Camil Perian / R01 Racing by Varu Nicu	ROU	Camil Perian	ROU	Florin Tincescu	ROU	Porsche 911 GT3 Cup gen 2	AM	4	1:49.947	19	1:50.404	27	1:50.442	15	1:50.464	25	1:50.479	17
11	77	EST1 Racing	EST	Jori Ala-Jyrä	EST	Indrek Jaaska	EST	Porsche 992 GT3 Cup	AM	5	1:50.166	19	1:50.258	20	1:50.540	21	1:51.049	24	1:51.258	22
12	45	Paulo Pinheiro	PRT	Paulo Pinheiro	PRT	Pedro Marreiros	PRT	Porsche 992 GT3 Cup	AM	6	1:50.334	16	1:50.393	7	1:50.534	6	1:50.540	5	1:50.664	17
13	12	Ghinzani Arco Motorsport	ITA	Glaucio Solieri	ITA			Porsche 992 GT3 Cup	AM	7	1:50.402	11	1:50.451	10	1:50.550	19	1:50.703	6	1:50.736	16
14	11	Eugenio Pisani / SP Racing	ITA	Fabio Fabiani	ITA	Stefano Zerbi	ITA	Porsche 911 GT3 Cup gen 2	AM	8	1:51.527	19	1:51.942	20	1:52.148	24	1:52.195	23	1:52.415	25
15	007	Street-Art Racing	BEL	Jayan Fazal-Karim	FRA	Julien Darras	FRA	Aston Martin Vantage AMR	TPH	1	1:52.455	13	1:52.869	15	1:52.968	14	1:53.366	18	1:53.664	25
16	43	Q1-trackracing	BEL	Gustavo Conde	BRA	H. Mello	BRA	Porsche Cayman GT4	TPH	2	1:54.410	10	1:54.475	13	1:54.816	8	1:54.906	3	1:54.908	2





Autodromo Int. do Algarve

GT Cup Europe

Race - 2

Best 5 Top Speeds

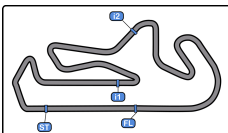
Autodromo do Algarve 4.653 m.



Top 1 Top 2 Top 3 Top 4 Top 5

Cl	Nº	Entrant/Team	Nat	Driver 1	Nat	Driver 2	Nat	Vehicle	Cat	Cl	Km/h	Lap	Km/h	Lap	Km/h	Lap	Km/h	Lap	Km/h	Lap	Avg
1	44	Eugenio Pisani / SP Racing	ITA	Eugenio Pisani	ITA	<u>Stefano Zanini</u>	IND	Porsche 911 GT3 Cup gen 2	PROAM	1	270.0	22	266.0	9	263.4	17	260.2	5	259.6	4	263.8
2	80	Mertel Motorsport	DEU	Iván Velasco	ESP	<u>Jorge Cabezas</u>	ESP	Ferrari 488 Challenge Evo	PROAM	2	263.4	9	262.1	21	260.8	8	260.8	10	260.8	12	261.6
3	16	Volcano Motorsport	ESP	Evgenii Leonov	MDA			Porsche 992 GT3 Cup	PROAM*	3	262.1	4	258.9	23	257.7	3	256.5	2	255.9	10	258.2
4	69	Kessel Racing	CHE	<u>Alexandre Bochez</u>	CHE	Mikaël Bochez	CHE	Ferrari 488 Challenge	AM	1	259.6	7	259.6	9	258.9	3	258.9	4	258.9	10	259.2
5	12	Ghinzani Arco Motorsport	ITA	Glauco Solieri	ITA			Porsche 992 GT3 Cup	AM	2	257.7	25	256.5	3	256.5	7	255.9	10	255.3	19	256.4
6	21	Camil Perian / R01 Racing by Varu Nicu	ROU	<u>Camil Perian</u>	ROU	Florin Tincescu	ROU	Porsche 911 GT3 Cup gen 2	AM	3	257.1	20	257.1	21	256.5	17	256.5	22	256.5	26	256.7
7	77	EST1 Racing	EST	Jori Ala-Jyrä	EST	<u>Indrek Jaaska</u>	EST	Porsche 992 GT3 Cup	AM	4	257.1	16	256.5	7	255.9	15	255.9	19	255.9	20	256.2
8	78	ZRS Motorsport	ITA	Davide Scannicchio	ITA	<u>Fabio Babini</u>	ITA	Porsche 992 GT3 Cup	PROAM	4	256.5	17	254.1	11	253.5	9	253.5	10	252.9	2	254.1
9	67	GDL Racing	SMR	Gianluca De Lorenzi	ITA	<u>Stefano Borghi</u>	ITA	Porsche 992 GT3 Cup	AM	5	255.9	16	255.9	18	255.9	19	255.9	20	255.3	17	255.8
10	111	Kessel Racing	CHE	Stephen Earle	USA	<u>David Perei</u>	ZAF	Ferrari 488 Challenge	PROAM	5	255.9	19	254.7	2	254.7	4	254.7	10	254.7	20	254.9
11	52	Q1-trackracing	BEL	<u>Xander Przybylak</u>	BEL	Laurent Vanderveelde	BEL	Porsche 992 GT3 Cup	AM	6	254.7	19	252.9	18	252.9	20	252.3	2	251.1	6	252.8
12	57	Q1-trackracing	BEL	<u>Fidel Castillo</u>	ESP	Nicolas Vandierendonck	BEL	Porsche 992 GT3 Cup	PROAM	6	254.7	12	254.1	18	252.9	19	252.3	2	252.3	3	253.2
13	45	Paulo Pinheiro	PRT	Paulo Pinheiro	PRT	<u>Pedro Marreiros</u>	PRT	Porsche 992 GT3 Cup	AM	7	254.1	17	252.9	7	252.9	8	252.9	9	252.9	10	253.1
14	007	Street-Art Racing	FRA	<u>Jayan Fazal-Karim</u>	FRA	Julien Darras	FRA	Aston Martin Vantage AMR	TPH	1	246.5	17	246.5	21	246.5	26	246.0	7	246.0	13	246.3
15	43	Q1-trackracing	BEL	Gustavo Conde	BRA	<u>H. Mello</u>	BRA	Porsche Cayman GT4	TPH	2	244.3	9	244.3	11	243.7	10	242.6	6	242.1	2	243.4
16	11	Eugenio Pisani / SP Racing	ITA	Fabio Fabiani	ITA	<u>Stefano Zerbi</u>	ITA	Porsche 911 GT3 Cup gen 2	AM	8	198.1	1									198.1





Autodromo Int. do Algarve

GT Cup Europe

Race - 2

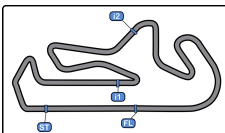
Fastest Laps Sequence

Autodromo do Algarve 4.653 m.



Lap	Time of Day	Session Time	Nº Entrant/Team	Nat	Driver 1	Nat	Driver 2	Nat	Vehicle	Cat	Time	Km/h
2	15:06:37.102	3:39.102	78 ZRS Motorsport	ITA	Davide Scannicchio	ITA	Fabio Babini	ITA	Porsche 992 GT3 Cup	PROAM	1:47.629	155.6
5	15:12:00.297	9:02.297	78 ZRS Motorsport	ITA	Davide Scannicchio	ITA	Fabio Babini	ITA	Porsche 992 GT3 Cup	PROAM	1:47.527	155.7





Autodromo Int. do Algarve

GT Cup Europe

Race - 2

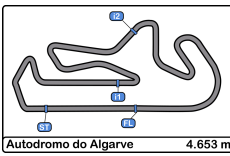
Event Best Maximum Speed

Autodromo do Algarve 4.653 m.



Nº	Entrant/Team	Nat	Driver 1	Nat	Driver 2	Nat	Vehicle	Cat	Km/h	Session
80	Mertel Motorsport	DEU	Iván Velasco	ESP	Jorge Cabezas	ESP	Ferrari 488 Challenge Evo	PROAM	272.0	Private test - 1
19	Mertel Motorsport	DEU	Stefano Bozzoni	ITA	Fernando Navarrete	ESP	Ferrari 488 Challenge Evo	AM	270.6	Free Practice - 2
44	Eugenio Pisani / SP Racing	ITA	Eugenio Pisani	ITA	Stefano Zanini	MCO	Porsche 911 GT3 Cup gen 2	PROAM	270.6	Qualifying - 2 Driver - 2
69	Kessel Racing	CHE	Alexandre Bochez	CHE	Mikaël Bochez	CHE	Ferrari 488 Challenge	AM	268.6	Private test - 1
16	Volcano Motorsport	ESP	Evgenii Leonov	IND			Porsche 992 GT3 Cup	PROAM*	267.9	Private test - 1
21	Camil Perian / R01 Racing by Varu Nicu	ROU	Camil Perian	ROU	Florin Tincescu	ROU	Porsche 911 GT3 Cup gen 2	AM	267.3	Private test - 2
11	Eugenio Pisani / SP Racing	ITA	Fabio Fabiani	ITA	Stefano Zerbi	ITA	Porsche 911 GT3 Cup gen 2	AM	267.3	Free Practice - 1
67	GDL Racing	SMR	Gianluca De Lorenzi	ITA	Stefano Borghi	ITA	Porsche 992 GT3 Cup	AM	266.0	Free Practice - 1
111	Kessel Racing	CHE	Stephen Earle	USA	David Perel	ZAF	Ferrari 488 Challenge	PROAM	265.3	Private test - 2
77	EST1 Racing	EST	Jori Ala-Jyrä	EST	Indrek Jaaska	EST	Porsche 992 GT3 Cup	AM	265.3	Free Practice - 2
12	Ghinzani Arco Motorsport	ITA	Glauco Solieri	ITA			Porsche 992 GT3 Cup	AM	265.3	Free Practice - 2
52	Q1-trackracing	BEL	Xander Przybylak	BEL	Laurent Vandervelde	BEL	Porsche 992 GT3 Cup	AM	264.0	Private test - 1
78	ZRS Motorsport	ITA	Davide Scannicchio	ITA	Fabio Babini	ITA	Porsche 992 GT3 Cup	PROAM	263.4	Free Practice - 2
57	Q1-trackracing	BEL	Fidel Castillo	ESP	Nicolas Vandierendonck	BEL	Porsche 992 GT3 Cup	PROAM	262.7	Private test - 1
45	Paulo Pinheiro	PRT	Paulo Pinheiro	PRT	Pedro Marreiros	PRT	Porsche 992 GT3 Cup	AM	262.7	Free Practice - 1
007	Street-Art Racing	BEL	Jayan Fazal-Karim	FRA	Julien Darras	FRA	Aston Martin Vantage AMR	TPH	256.5	Private test - 1
43	Q1-trackracing	BEL	Gustavo Conde	BRA	H. Mello	BRA	Porsche Cayman GT4	TPH	250.0	Free Practice - 2



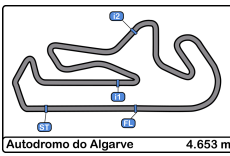


Autodromo Int. do Algarve
 GT Cup Europe
 Race - 2
 Lap Chart



		LAP																											
Nr	Po	Grid	1	2	3	4	5	6	7	8	9	10	11	12	13	14	15	16	17	18	19	20	21	22	23	24	25	26	27
111	1	111	78	78	78	78	78	78	78	78	78	78	78	78	78	111	111	111	111	80	80	80	80	80	80	80	80	80	80
78	2	78	111	111	111	111	111	111	111	111	111	111	111	111	111	78	69	78	80	111	111	111	111	16	16	16	16	16	16
80	3	80	80	80	80	80	80	80	80	80	80	80	80	80	16	69	78	80	78	16	16	16	16	44	44	44	44	44	44
52	4	52	52	52	52	52	52	52	52	52	52	52	52	52	57	57	80	16	16	44	44	44	44	57	57	57	57	57	57
16	5	16	57	57	57	57	57	57	57	57	57	16	16	16	69	80	16	52	44	67	67	57	57	12	12	12	12	12	12
57	6	57	44	44	44	16	16	16	16	16	16	44	44	57	45	16	52	44	52	52	52	52	52	69	69	69	69	69	69
69	7	69	16	16	16	44	44	44	44	44	44	69	69	69	80	43	57	67	67	57	57	12	12	52	45	45	45	45	45
44	8	44	69	69	69	69	69	69	69	69	69	57	57	45	43	52	44	57	57	12	12	69	69	45	52	21	21	21	21
67	9	67	67	67	67	67	67	67	67	67	67	67	67	67	44	52	44	67	12	12	69	69	45	45	21	21	52	52	52
45	10	45	45	45	45	45	45	45	45	45	45	45	45	45	67	44	67	12	69	69	45	45	21	21	111	77	77	77	77
12	11	12	12	12	12	12	12	12	12	12	12	12	12	12	67	12	45	45	45	21	21	67	67	77	11	11	11	11	11
77	12	77	21	21	21	21	21	21	21	21	21	21	21	21	12	45	21	21	21	77	77	77	77	11	43	43	43	43	43
21	13	21	43	43	43	43	11	11	11	11	77	77	77	77	21	21	43	43	11	11	11	11	11	43	007	007	007	007	007
11	14	11	11	11	11	11	43	43	77	77	11	11	11	43	11	11	11	11	43	43	43	43	43	007					
007	15	007	77	77	77	77	77	77	43	43	43	43	43	11	77	77	77	77	77	007	007	007	007						
43	16	43	007	007	007	007	007	007	007	007	007	007	007	007	007	007	007	007											

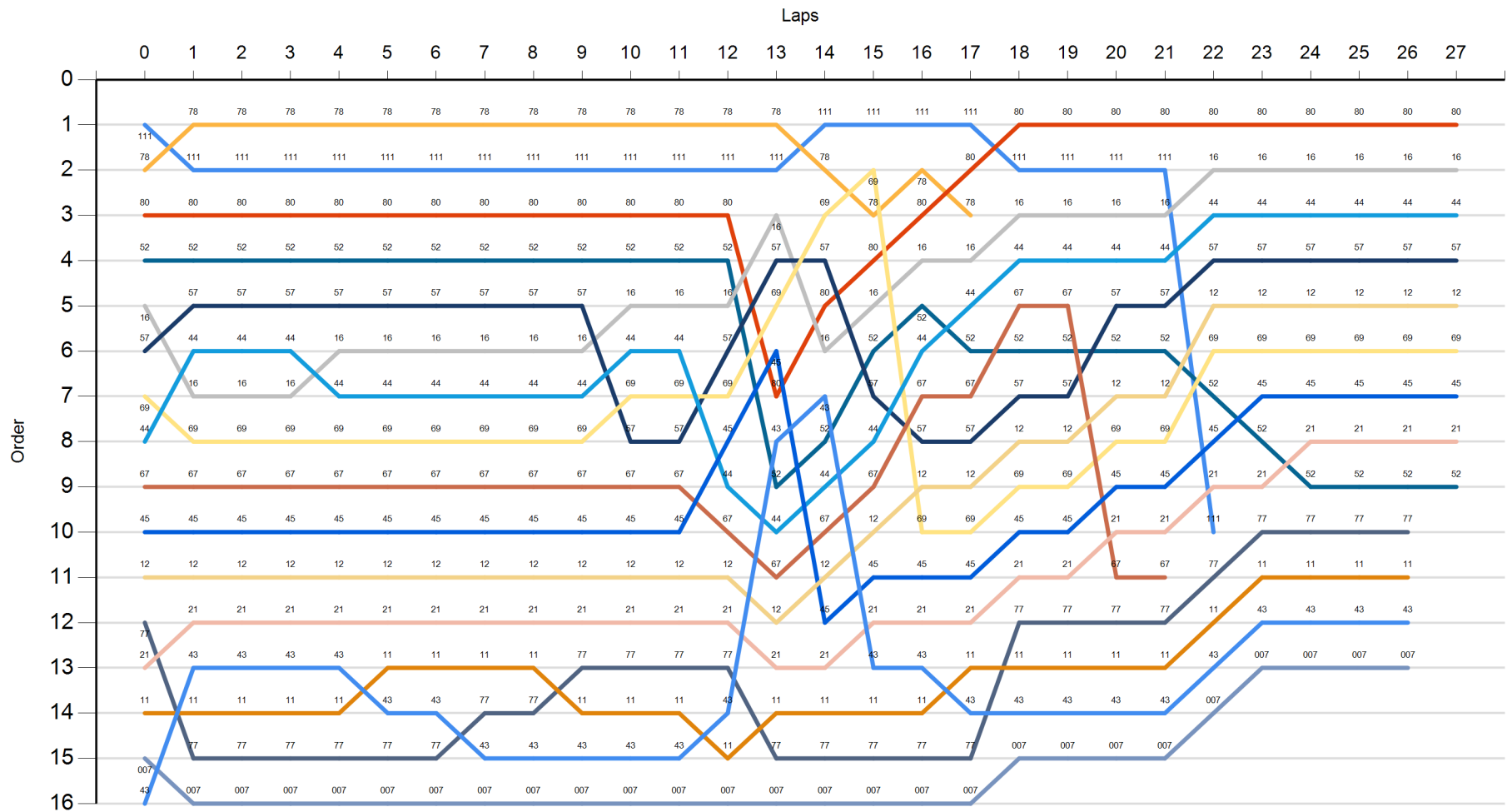


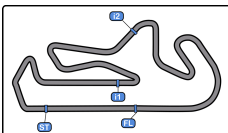


Autodromo Int. do Algarve
 GT Cup Europe
 Race - 2
 Graphic Lap Chart



- 111
- 78
- 80
- 52
- 16
- 57
- 69
- 44
- 67
- 45
- 12
- 77
- 21
- 11
- 007
- 43





Autodromo Int. do Algarve

GT Cup Europe

Race - 2

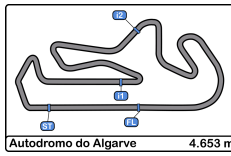
Pit Stop Analysis

Autodromo do Algarve 4.653 m.

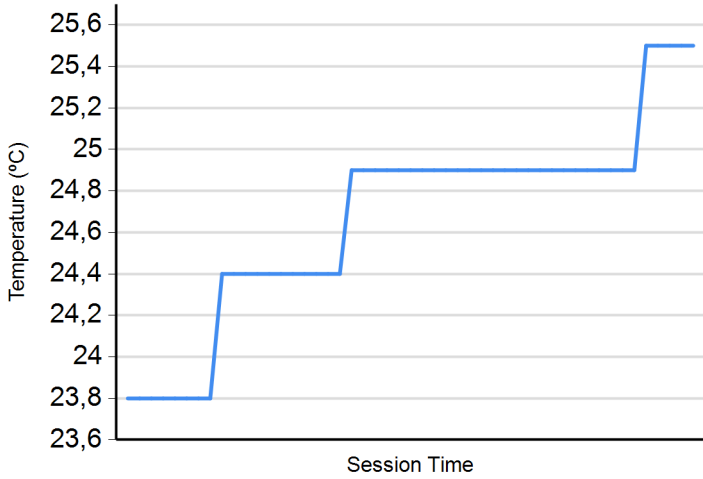


Ord	Nr.	In Day Time	Entrant/Team	Nat	Driver 1	Nat	Driver 2	Nat	Vehicle	Cat	In Time	Stop N°	Pit Time	Handicap	Diff.
1	80	15:24:43.314	Mertel Motorsport		Iván Velasco		Jorge Cabezas		Ferrari 488 Challenge Evo	PROAM	21:45.552	1	1:24.175	1:20	
2	52	15:24:54.876	Q1-trackracing		Xander Przybylak		Laurent Vandervele		Porsche 992 GT3 Cup	AM	21:57.115	1	1:30.073	1:20	
3	007	15:25:09.896	Street-Art Racing		Jayan Fazal-Karim		Julien Darras		Aston Martin Vantage AMR	TPH	22:12.134	1	1:26.743	1:10	
4	44	15:25:16.269	Eugenio Pisani / SP Racing		Eugenio Pisani		Stefano Zanini		Porsche 911 GT3 Cup gen 2	PROAM	22:18.508	1	1:16.736	1:10	
5	67	15:25:20.102	GDL Racing		Gianluca De Lorenzi		Stefano Borghi		Porsche 992 GT3 Cup	AM	22:22.340	1	1:13.487	1:10	
6	12	15:25:22.529	Ghinzani Arco Motorsport		Glauco Solieri				Porsche 992 GT3 Cup	AM	22:24.767	1	1:12.224	1:10	
7	21	15:25:50.431	Camil Perian / R01 Racing by Va		Camil Perian		Florin Tincescu		Porsche 911 GT3 Cup gen 2	AM	22:52.669	1	1:11.805	1:10	
8	77	15:26:03.367	EST1 Racing		Jori Ala-Jyrä		Indrek Jaaska		Porsche 992 GT3 Cup	AM	23:05.605	1	1:36.694	1:10	
9	11	15:26:16.483	Eugenio Pisani / SP Racing		Fabio Fabiani		Stefano Zerbi		Porsche 911 GT3 Cup gen 2	AM	23:14.721	1	1:19.922	1:10	
10	16	15:26:52.138	Volcano Motorsport		Evgenii Leonov				Porsche 992 GT3 Cup	PROAM*	23:54.377	1	1:20.643	1:20	
11	45	15:27:12.740	Paulo Pinheiro		Paulo Pinheiro		Pedro Marreiros		Porsche 992 GT3 Cup	AM	24:14.979	1	1:23.321	1:10	
12	78	15:28:12.676	ZRS Motorsport		Davide Scannicchio		Fabio Babini		Porsche 992 GT3 Cup	PROAM	25:14.914	1	1:19.192	1:15	
13	57	15:28:53.297	Q1-trackracing		Fidel Castillo		Nicolas Vandierendonck		Porsche 992 GT3 Cup	PROAM	25:55.535	1	1:17.032	1:10	
14	43	15:30:00.929	Q1-trackracing		Gustavo Conde		H. Mello		Porsche Cayman GT4	TPH	27:03.168	1	1:11.368	1:10	
15	111	15:30:07.062	Kessel Racing		Stephen Earle		David Perel		Ferrari 488 Challenge	PROAM	27:09.301	1	1:14.982	1:10	
16	69	15:30:49.980	Kessel Racing		Alexandre Bochez		Mikaël Bochez		Ferrari 488 Challenge	AM	27:52.219	1	1:20.186	1:15	

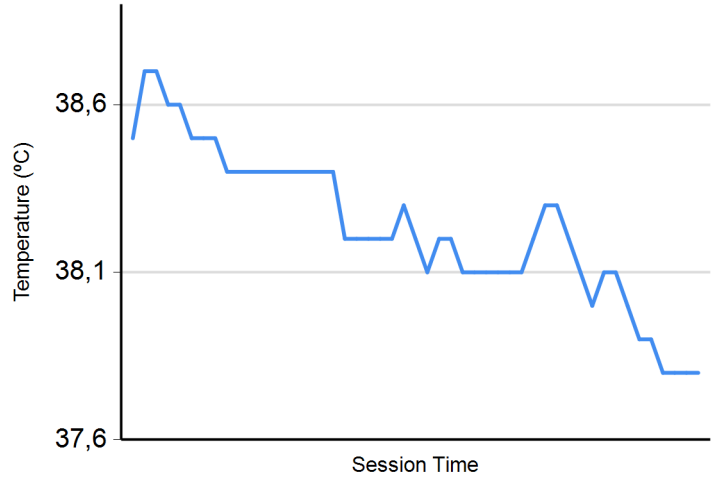




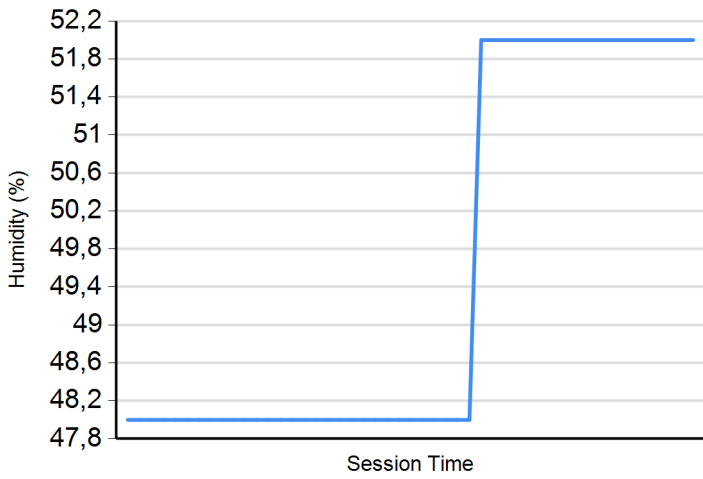
Air Temperature



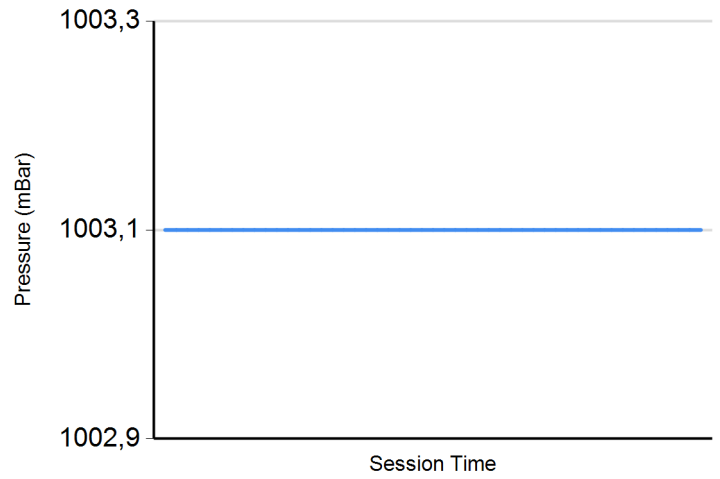
Track Temperature



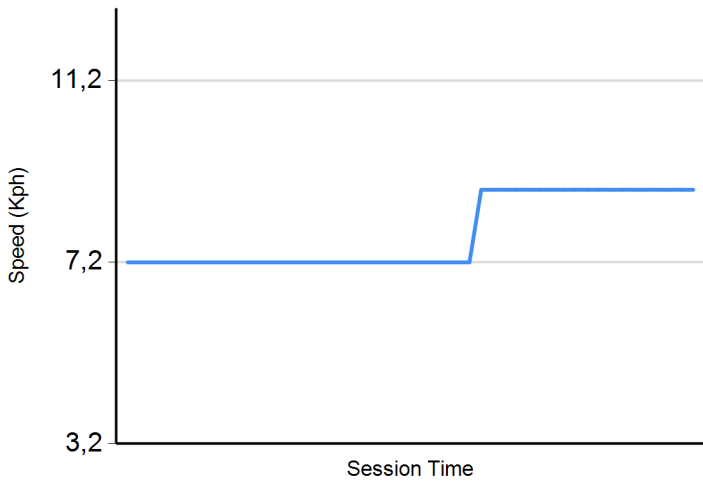
Humidity



Pressure



Wind Speed



Wind direction

North = 0°/360° Est = 90° South = 180° West = 270°

