

**Autodromo Int. do Algarve**  
**Euroformula Open**  
**Race - 3**  
**Provisional Results**



Clas	Nº	Driver	Nat	Cat	Clas	Team	Nat	Vehicle	Laps	Total Time	Gap	Interval	Km/h	Best	Time	Km/h
1	19	Noel Leon	MEX			Team Motopark	DEU	Dallara F320 Spiess	18	29:49.367			168.5	17	1:38.540	169.9
2	77	Tim Tramnitz	DEU			CryptoTower Racing Team	JPN	Dallara F320 Spiess	18	29:51.351	1.984	1.984	168.3	7	1:38.516	170.0
3	84	Francesco Simonazzi	ITA			BVM Racing	ITA	Dallara F320 Spiess	18	29:52.494	3.127	1.143	168.2	17	1:38.840	169.4
4	23	Bryce Aron	USA			Team Motopark	DEU	Dallara F320 Spiess	18	29:54.092	4.725	1.598	168.0	18	1:38.790	169.5
5	73	Cian Shields	GBR			Team Motopark	DEU	Dallara F320 Spiess	18	29:55.617	6.250	1.525	167.9	4	1:38.913	169.3
6	26	Jakob Bergmeister	DEU	R	1	Team Motopark	DEU	Dallara F320 Spiess	18	29:57.318	7.951	1.701	167.7	14	1:39.205	168.8
7	10	Juju Noda	JPN	R	2	Noda Racing	JPN	Dallara F320 Spiess	18	29:58.348	8.981	1.030	167.6	18	1:39.190	168.8
8	15	Enzo Trulli	ITA			CryptoTower Racing Team	JPN	Dallara F320 Spiess	18	30:19.036	29.669	20.688	165.7	12	1:38.666	169.7
9	212	Paolo Brajnik	SRB	GC	1	NV Racing	SRB	Dallara F320 Spiess	18	30:29.812	40.445	10.776	164.7	13	1:40.556	166.5
10	7	Vladimir Netusil	CZE	GC	2	Effective Racing	CZE	Dallara F320 HWA	18	30:37.077	47.710	7.265	164.1	12	1:40.821	166.1

Fastest lap Tim Tramnitz in 1:38.516 at 170.0 Km/h in lap 7

Published at:.....

Track Temp: 36.5 °C Air Temp: 26.0 °C Humidity: 54 % Track Status: DRY

**Race Director:**

Neus Santamaría Sanromà

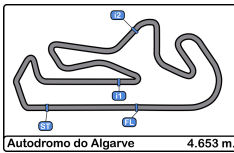
DPB-0819-ESP/CAT

**Timekeeper:**

Luis Angel García Nuñez

JOB-1605-ESP/M





Autodromo Int. do Algarve

Euroformula Open

Race - 3



Provisional Results by Category

Clas	Nº	Driver	Nat	Cat	Clas	Team	Nat	Vehicle	Laps	Total Time	Gap	Interval	Km/h	Best	Time	Km/h
1	19	Noel Leon	MEX			Team Motopark	DEU	Dallara F320 Spiess	18	29:49.367			168.5	17	1:38.540	169.9
2	77	Tim Tramnitz	DEU			CryptoTower Racing Team	JPN	Dallara F320 Spiess	18	29:51.351	1.984	1.984	168.3	7	1:38.516	170.0
3	84	Francesco Simonazzi	ITA			BVM Racing	ITA	Dallara F320 Spiess	18	29:52.494	3.127	1.143	168.2	17	1:38.840	169.4
4	23	Bryce Aron	USA			Team Motopark	DEU	Dallara F320 Spiess	18	29:54.092	4.725	1.598	168.0	18	1:38.790	169.5
5	73	Cian Shields	GBR			Team Motopark	DEU	Dallara F320 Spiess	18	29:55.617	6.250	1.525	167.9	4	1:38.913	169.3
6	15	Enzo Trulli	ITA			CryptoTower Racing Team	JPN	Dallara F320 Spiess	18	30:19.036	29.669	23.419	165.7	12	1:38.666	169.7

**Rookie**

Clas	Nº	Driver	Nat	Cat	Clas	Team	Nat	Vehicle	Laps	Total Time	Gap	Interval	Km/h	Best	Time	Km/h
1	26	Jakob Bergmeister	DEU	R	1	Team Motopark	DEU	Dallara F320 Spiess	18	29:57.318			167.7	14	1:39.205	168.8
2	10	Juju Noda	JPN	R	2	Noda Racing	JPN	Dallara F320 Spiess	18	29:58.348	1.030	1.030	167.6	18	1:39.190	168.8

**GC**

Clas	Nº	Driver	Nat	Cat	Clas	Team	Nat	Vehicle	Laps	Total Time	Gap	Interval	Km/h	Best	Time	Km/h
1	212	Paolo Brajnik	SRB	GC	1	NV Racing	SRB	Dallara F320 Spiess	18	30:29.812			164.7	13	1:40.556	166.5
2	7	Vladimir Netusil	CZE	GC	2	Effective Racing	CZE	Dallara F320 HWA	18	30:37.077	7.265	7.265	164.1	12	1:40.821	166.1

Fastest lap Tim Tramnitz in 1:38.516 at 170.0 Km/h in lap 7

Published at:.....

Track Temp: 36.5 °C Air Temp: 26.0 °C Humidity: 54 % Track Status: DRY

**Race Director:**

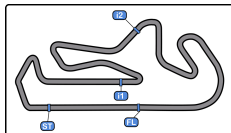
Neus Santamaría Sanromà

DPB-0819-ESP/CAT

**Timekeeper:**

Luis Angel García Nuñez  
JOB-1605-ESP/M





Autodromo do Algarve 4.653 m.

Autodromo Int. do Algarve


Euroformula Open

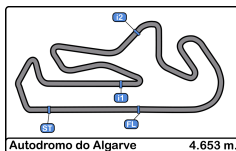
Race - 3



Provisional Classification by Driver Fastest Lap

Clas	Nº	Driver	Nat	Cat	Clas	Team	Nat	Vehicle	Laps	Best	Time	Gap	Interval	Km/h	
1	77	Tim Tramnitz		DEU		CryptoTower Racing Team		Dallara F320 Spiess	18	7	1:38.516			170.0	
2	19	Noel Leon		MEX		Team Motopark		Dallara F320 Spiess	18	17	1:38.540	0.024	0.024	169.9	
3	15	Enzo Trulli		ITA		CryptoTower Racing Team		Dallara F320 Spiess	18	12	1:38.666	0.150	0.126	169.7	
4	23	Bryce Aron		USA		Team Motopark		Dallara F320 Spiess	18	18	1:38.790	0.274	0.124	169.5	
5	84	Francesco Simonazzi		ITA		BVM Racing		Dallara F320 Spiess	18	17	1:38.840	0.324	0.050	169.4	
6	73	Cian Shields		GBR		Team Motopark		Dallara F320 Spiess	18	4	1:38.913	0.397	0.073	169.3	
7	10	Juju Noda		JPN	R	1	Noda Racing		Dallara F320 Spiess	18	18	1:39.190	0.674	0.277	168.8
8	26	Jakob Bergmeister		DEU	R	2	Team Motopark		Dallara F320 Spiess	18	14	1:39.205	0.689	0.015	168.8
9	212	Paolo Brajnik		SRB	GC	1	NV Racing		Dallara F320 Spiess	18	13	1:40.556	2.040	1.351	166.5
10	7	Vladimir Netusil		CZE	GC	2	Effective Racing		Dallara F320 HWA	18	12	1:40.821	2.305	0.265	166.1



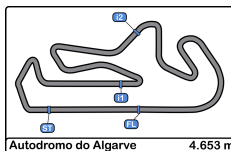


**Autodromo Int. do Algarve**  
**Euroformula Open**  
**Race - 3**  
**Distance and Speed Average**



Clas	Nº	Driver	Nat	Cat	Clas	Team	Nat	Vehicle	Laps	Distance	Total Time	Km/h
1	19	Noel Leon	MEX			Team Motopark	DEU	Dallara F320 Spiess	18	83.75	29:49.367	168.5
2	77	Tim Tramnitz	DEU			CryptoTower Racing Team	JPN	Dallara F320 Spiess	18	83.75	29:51.351	168.3
3	84	Francesco Simonazzi	ITA			BVM Racing	ITA	Dallara F320 Spiess	18	83.75	29:52.494	168.2
4	23	Bryce Aron	USA			Team Motopark	DEU	Dallara F320 Spiess	18	83.75	29:54.092	168.0
5	73	Cian Shields	GBR			Team Motopark	DEU	Dallara F320 Spiess	18	83.75	29:55.617	167.9
6	26	Jakob Bergmeister	DEU	R	1	Team Motopark	DEU	Dallara F320 Spiess	18	83.75	29:57.318	167.7
7	10	Juju Noda	JPN	R	2	Noda Racing	JPN	Dallara F320 Spiess	18	83.75	29:58.348	167.6
8	15	Enzo Trulli	ITA			CryptoTower Racing Team	JPN	Dallara F320 Spiess	18	83.75	30:19.036	165.7
9	212	Paolo Brajnik	SRB	GC	1	NV Racing	SRB	Dallara F320 Spiess	18	83.75	30:29.812	164.7
10	7	Vladimir Netusil	CZE	GC	2	Effective Racing	CZE	Dallara F320 HWA	18	83.75	30:37.077	164.1





**Autodromo Int. do Algarve**  
**Euroformula Open**  
**Race - 3**  
**Lap Analysis**



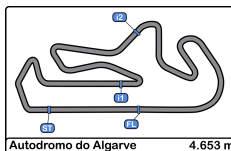
**7** Vladimir Netusil Dallara F320 HWA **15** Enzo Trulli Dallara F320 Spiess

GC							Effective Racing					CryptoTower Racing Team			
Lap	D	Time	Sector 1	Sector 2	Sector 3	T. Spd	Elapsed	Lap	D	Time	Sector 1	Sector 2	Sector 3	T. Spd	Elapsed
1		1:49.321	37.427	33.196	38.698	167.1	1:49.321	1		1:42.455	34.144	31.862	36.449	163.6	1:42.455
2		1:42.898	32.820	32.550	37.528	227.8	3:32.219	2		1:39.926	31.686	32.032	36.208	239.4	3:22.381
3		1:41.609	32.297	32.072	37.240	229.2	5:13.828	3		1:39.567	31.881	31.491	36.195	240.0	5:01.948
4		1:41.646	32.347	32.113	37.186	230.2	6:55.474	4		1:38.868	31.308	31.462	36.098	240.0	6:40.816
5		1:41.095	32.127	31.978	36.990	231.2	8:36.569	5		1:38.735	31.237	31.333	36.165	241.6	8:19.551
6		1:41.336	32.064	32.288	36.984	232.7	10:17.905	6		1:39.168	31.247	31.727	36.194	246.5	9:58.719
7		1:41.045	32.287	31.851	36.907	230.7	11:58.950	7		1:38.695	31.342	31.118	36.235	236.3	11:37.414
8		1:42.220	32.054	32.824	37.342	234.2	13:41.170	8		1:39.098	31.192	31.487	36.419	241.0	13:16.512
9		1:41.249	32.081	31.920	37.248	231.2	15:22.419	9		1:39.179	31.699	31.191	36.289	237.8	14:55.691
10		1:41.391	32.095	32.390	36.906	228.3	17:03.810	10		1:38.711	31.405	31.123	36.183	234.7	16:34.402
11		1:41.215	32.228	32.085	36.902	229.7	18:45.025	11		1:38.677	31.394	31.138	36.145	234.7	18:13.079
12		1:40.821	31.989	32.089	36.743	231.2	20:25.846	12		1:38.666	31.316	31.244	36.106	235.2	19:51.745
13		1:44.766	32.138	35.377	37.251	230.2	22:10.612	13		1:38.832	31.312	31.220	36.300	234.7	21:30.577
14		1:41.274	32.485	31.727	37.062	228.3	23:51.886	14		1:40.027	32.012	31.971	36.044	234.7	23:10.604
15		1:41.169	32.244	31.888	37.037	227.8	25:33.055	15		2:10.412	31.750	31.552	1:07.110	241.6	25:21.016
16		1:41.068	32.173	31.959	36.936	230.2	27:14.123	16		1:39.692	31.574	31.234	36.884	234.2	27:00.708
17		1:41.184	32.256	31.946	36.982	230.7	28:55.307	17		1:39.294	31.428	31.533	36.333	235.8	28:40.002
18		1:41.770	32.182	32.419	37.169	229.7	30:37.077	18		1:39.034	31.507	31.262	36.265	234.2	30:19.036

**10** Juju Noda Dallara F320 Spiess **19** Noel Leon Dallara F320 Spiess

Rookie							Noda Racing					Team Motopark			
Lap	D	Time	Sector 1	Sector 2	Sector 3	T. Spd	Elapsed	Lap	D	Time	Sector 1	Sector 2	Sector 3	T. Spd	Elapsed
1		1:44.770	35.500	32.247	37.023	167.1	1:44.770	1		1:45.002	36.477	31.868	36.657	151.6	1:45.002
2		1:40.699	32.225	31.716	36.758	231.2	3:25.469	2		1:39.077	31.228	31.528	36.321	241.0	3:24.079
3		1:40.014	31.797	31.726	36.491	233.7	5:05.483	3		1:39.297	31.495	31.467	36.335	239.4	5:03.376
4		1:39.672	31.603	31.532	36.537	232.7	6:45.155	4		1:38.992	31.327	31.411	36.254	240.5	6:42.368
5		1:39.533	31.656	31.351	36.526	234.2	8:24.688	5		1:39.205	31.371	31.495	36.339	241.6	8:21.573
6		1:39.668	31.875	31.342	36.451	231.2	10:04.356	6		1:39.330	31.476	31.414	36.440	247.1	10:00.903
7		1:39.208	31.509	31.195	36.504	231.2	11:43.564	7		1:38.682	31.461	31.242	35.979	239.4	11:39.585
8		1:39.594	31.654	31.167	36.773	232.2	13:23.158	8		1:38.737	31.212	31.367	36.158	242.1	13:18.322
9		1:39.524	31.762	31.352	36.410	232.2	15:02.682	9		1:39.092	31.480	31.392	36.220	241.6	14:57.414
10		1:39.584	31.774	31.389	36.421	233.2	16:42.266	10		1:38.797	31.273	31.329	36.195	246.0	16:36.211
11		1:39.506	31.772	31.335	36.399	232.2	18:21.772	11		1:38.734	31.273	31.212	36.249	236.3	18:14.945
12		1:39.804	32.019	31.323	36.462	230.7	20:01.576	12		1:38.574	31.340	31.195	36.039	236.8	19:53.519
13		1:39.269	31.644	31.290	36.335	232.2	21:40.845	13		1:38.583	31.277	31.187	36.119	236.8	21:32.102
14		1:39.201	31.575	31.310	36.316	233.2	23:20.046	14		1:39.068	31.389	31.445	36.234	237.8	23:11.170
15		1:39.950	31.600	31.172	37.178	231.2	24:59.996	15		1:41.394	31.561	31.775	38.058	237.8	24:52.564
16		1:39.719	31.614	31.437	36.668	232.7	26:39.715	16		1:39.160	31.565	31.322	36.273	235.2	26:31.724
17		1:39.443	31.560	31.455	36.428	230.7	28:19.158	17		1:38.540	31.276	31.113	36.151	236.3	28:10.264
18		1:39.190	31.513	31.227	36.450	233.2	29:58.348	18		1:39.103	31.411	31.305	36.387	237.3	29:49.367





**Autodromo Int. do Algarve**  
**Euroformula Open**  
**Race - 3**  
**Lap Analysis**



23

Bryce Aron

Dallara F320 Spiess **73**

Cian Shields

Dallara F320 Spiess

Team Motopark

Team Motopark

Lap	D	Time	Sector 1	Sector 2	Sector 3	T. Spd	Elapsed	Lap	D	Time	Sector 1	Sector 2	Sector 3	T. Spd	Elapsed
1		1:41.536	33.214	31.834	36.488	152.7	1:41.536	1		1:41.154	32.742	31.657	36.755	148.7	1:41.154
2		1:40.341	32.141	31.692	36.508	241.6	3:21.877	2		1:40.113	32.150	31.640	36.323	232.7	3:21.267
3		1:39.574	31.422	31.573	36.579	240.0	5:01.451	3		1:39.411	31.621	31.372	36.418	234.7	5:00.678
4		1:39.023	31.295	31.556	36.172	238.9	6:40.474	4		<b>1:38.913</b>	31.369	31.353	<b>36.191</b>	235.2	6:39.591
5		1:38.800	31.190	31.376	36.234	239.4	8:19.274	5		1:39.028	31.454	<b>31.288</b>	36.286	235.2	8:18.619
6		1:40.145	31.310	32.403	36.432	240.0	9:59.419	6		1:39.082	31.346	31.436	36.300	236.3	9:57.701
7		1:39.687	31.721	31.542	36.424	238.9	11:39.106	7		1:39.202	31.467	31.348	36.387	234.7	11:36.903
8		1:39.043	31.221	31.438	36.384	239.4	13:18.149	8		1:39.472	31.320	31.615	36.537	234.7	13:16.375
9		1:39.867	32.028	31.692	<b>36.147</b>	237.3	14:58.016	9		1:40.776	32.629	31.687	36.460	233.7	14:57.151
10		1:39.624	31.545	31.487	36.592	239.4	16:37.640	10		1:40.013	31.921	31.636	36.456	236.8	16:37.164
11		1:39.425	31.548	31.406	36.471	241.6	18:17.065	11		1:39.076	<b>31.265</b>	31.548	36.263	237.3	18:16.240
12		1:39.964	31.821	31.726	36.417	238.4	19:57.029	12		1:39.386	31.476	31.496	36.414	236.3	19:55.626
13		1:39.531	31.334	31.671	36.526	242.6	21:36.560	13		1:39.255	31.452	31.553	36.250	235.2	21:34.881
14		1:39.176	31.329	31.453	36.394	238.9	23:15.736	14		1:39.209	31.382	31.416	36.411	235.2	23:14.090
15		1:40.010	31.257	31.664	37.089	237.8	24:55.746	15		1:40.883	32.022	31.570	37.291	234.7	24:54.973
16		1:40.240	31.664	32.009	36.567	240.0	26:35.986	16		1:40.321	32.267	31.607	36.447	243.7	26:35.294
17		1:39.316	31.233	31.575	36.508	241.6	28:15.302	17		1:39.881	31.438	31.680	36.763	239.4	28:15.175
18		<b>1:38.790</b>	<b>31.187</b>	<b>31.287</b>	36.316	239.4	29:54.092	18		1:40.442	31.810	32.006	36.626	236.3	29:55.617

26

Jakob Bergmeister

Dallara F320 Spiess **77**

Tim Tramnitz

Dallara F320 Spiess

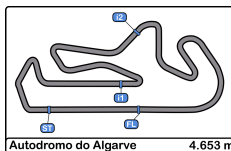
Rookie

Team Motopark

CryptoTower Racing Team

Lap	D	Time	Sector 1	Sector 2	Sector 3	T. Spd	Elapsed	Lap	D	Time	Sector 1	Sector 2	Sector 3	T. Spd	Elapsed
1		1:43.947	34.845	32.251	36.851	164.8	1:43.947	1		1:43.273	34.222	32.246	36.805	159.5	1:43.273
2		1:40.027	31.918	31.573	36.536	236.3	3:23.974	2		1:39.858	31.736	31.627	36.495	235.2	3:23.131
3		1:40.110	32.070	31.707	36.333	238.4	5:04.084	3		1:39.775	31.706	31.647	36.422	239.4	5:02.906
4		1:39.708	31.768	31.649	<b>36.291</b>	238.9	6:43.792	4		1:38.993	31.352	31.513	36.128	240.0	6:41.899
5		1:39.433	31.434	31.550	36.449	238.9	8:23.225	5		1:39.070	<b>31.157</b>	31.262	36.651	242.6	8:20.969
6		1:39.582	31.511	31.536	36.535	237.8	10:02.807	6		1:38.612	31.393	31.190	<b>36.029</b>	238.4	9:59.581
7		1:39.302	31.453	31.465	36.384	237.3	11:42.109	7		<b>1:38.516</b>	31.268	31.099	36.149	242.6	11:38.097
8		1:39.461	31.435	31.478	36.548	236.3	13:21.570	8		1:38.847	31.198	31.214	36.435	240.0	13:16.944
9		1:39.500	31.421	31.430	36.649	237.8	15:01.070	9		1:39.160	31.823	31.182	36.155	240.5	14:56.104
10		1:39.463	31.561	31.470	36.432	236.3	16:40.533	10		1:38.790	31.353	31.232	36.205	241.6	16:34.894
11		1:39.471	31.574	<b>31.364</b>	36.533	234.7	18:20.004	11		1:38.712	31.248	31.198	36.266	241.0	18:13.606
12		1:39.470	31.647	31.471	36.352	236.3	19:59.474	12		1:38.624	31.167	31.270	36.187	240.0	19:52.230
13		1:39.529	31.483	31.577	36.469	235.8	21:39.003	13		1:38.646	31.198	31.200	36.248	240.5	21:30.876
14		<b>1:39.205</b>	31.451	31.370	36.384	235.8	23:18.208	14		1:39.466	31.775	31.523	36.168	244.3	23:10.342
15		1:40.577	<b>31.382</b>	31.440	37.755	235.8	24:58.785	15		1:44.277	31.886	31.547	40.844	235.2	24:54.619
16		1:39.581	31.624	31.393	36.564	235.8	26:38.366	16		1:39.146	31.662	31.105	36.379	234.7	26:33.765
17		1:39.364	31.405	31.442	36.517	235.2	28:17.730	17		1:38.864	31.358	31.174	36.332	235.8	28:12.629
18		1:39.588	31.499	31.571	36.518	236.8	29:57.318	18		1:38.722	31.296	<b>31.020</b>	36.406	235.8	29:51.351





**Autodromo Int. do Algarve**  
**Euroformula Open**  
**Race - 3**  
**Lap Analysis**



**84**

Francesco Simonazzi

Dallara F320 Spiess

BVM Racing

Lap	D	Time	Sector 1	Sector 2	Sector 3	T. Spd	Elapsed
1		1:42.089	33.624	31.876	36.589	159.5	1:42.089
2		1:40.235	31.785	31.953	36.497	239.4	3:22.324
3		1:40.160	32.261	31.583	36.316	241.0	5:02.484
4		1:39.071	31.404	31.479	<b>36.188</b>	242.1	6:41.555
5		1:39.755	31.269	31.542	36.944	241.0	8:21.310
6		1:39.548	31.521	31.401	36.626	247.1	10:00.858
7		1:39.475	31.851	31.320	36.304	236.3	11:40.333
8		1:39.284	31.262	31.733	36.289	241.0	13:19.617
9		1:38.987	31.247	31.500	36.240	238.4	14:58.604
10		1:39.369	31.420	31.498	36.451	241.6	16:37.973
11		1:39.216	31.503	31.492	36.221	247.1	18:17.189
12		1:39.405	31.328	31.789	36.288	242.6	19:56.594
13		1:38.954	31.227	31.433	36.294	239.4	21:35.548
14		1:38.938	31.328	31.412	36.198	241.6	23:14.486
15		1:40.699	32.067	31.481	37.151	244.3	24:55.185
16		1:39.472	31.736	31.437	36.299	245.4	26:34.657
17		<b>1:38.840</b>	31.255	<b>31.288</b>	36.297	239.4	28:13.497
18		1:38.997	<b>31.113</b>	31.546	36.338	240.0	29:52.494

**212**

Paolo Brajnik

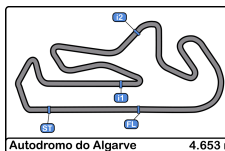
Dallara F320 Spiess

GC

NV Racing

Lap	D	Time	Sector 1	Sector 2	Sector 3	T. Spd	Elapsed
1		1:47.013	36.540	32.575	37.898	165.8	1:47.013
2		1:42.611	32.845	31.987	37.779	232.7	3:29.624
3		1:42.225	32.653	32.104	37.468	233.7	5:11.849
4		1:42.017	32.342	32.148	37.527	234.2	6:53.866
5		1:41.438	32.037	32.105	37.296	234.7	8:35.304
6		1:41.940	32.367	32.118	37.455	235.2	10:17.244
7		1:41.081	32.079	31.994	37.008	233.7	11:58.325
8		1:41.003	32.051	31.901	37.051	234.2	13:39.328
9		1:40.880	<b>31.883</b>	31.942	37.055	234.7	15:20.208
10		1:41.190	32.097	31.945	37.148	234.2	17:01.398
11		1:41.149	32.043	31.865	37.241	232.7	18:42.547
12		1:40.794	32.034	<b>31.613</b>	37.147	234.2	20:23.341
13		<b>1:40.556</b>	31.891	31.798	<b>36.867</b>	234.2	22:03.897
14		1:41.249	32.080	32.109	37.060	234.2	23:45.146
15		1:40.954	32.024	31.757	37.173	233.7	25:26.100
16		1:41.342	32.138	32.076	37.128	234.7	27:07.442
17		1:40.821	31.911	31.875	37.035	234.7	28:48.263
18		1:41.549	32.015	32.351	37.183	234.7	30:29.812





# Autodromo Int. do Algarve

## Euroformula Open

### Race - 3

#### Analysis by Lap



Autodromo do Algarve 4.653 m.

Num	Lap Time	Gap
<b>Lap 1</b>		
73	1:41.154	

23	1:41.536	00.382
84	1:42.089	00.935
15	1:42.455	01.301
77	1:43.273	02.119
26	1:43.947	02.793
10	1:44.770	03.616
19	1:45.002	03.848
212	1:47.013	05.859
7	1:49.321	08.167

Num	Lap Time	Gap
<b>Lap 2</b>		
73	1:40.113	

23	1:40.341	00.610
84	1:40.235	01.057
15	1:39.926	01.114
77	1:39.858	01.864
26	1:40.027	02.707
19	1:39.077	02.812
10	1:40.699	04.202
212	1:42.611	08.357
7	1:42.898	10.952

Num	Lap Time	Gap
<b>Lap 3</b>		
73	1:39.411	

23	1:39.574	00.773
15	1:39.567	01.270
84	1:40.160	01.806
77	1:39.775	02.228
19	1:39.297	02.698
26	1:40.110	03.406
10	1:40.014	04.805
212	1:42.225	11.171
7	1:41.609	13.150

Num	Lap Time	Gap
<b>Lap 4</b>		
73	1:38.913	

23	1:39.023	00.883
15	1:38.868	01.225
84	1:39.071	01.964
77	1:38.993	02.308
19	1:38.992	02.777
26	1:39.708	04.201
10	1:39.672	05.564
212	1:42.017	14.275
7	1:41.646	15.883

Num	Lap Time	Gap
<b>Lap 5</b>		
73	1:39.028	

23	1:38.800	00.655
15	1:38.735	00.932
77	1:39.070	02.350
84	1:39.755	02.691
19	1:39.205	02.954
26	1:39.433	04.606

Num	Lap Time	Gap
<b>Lap 6</b>		
10	1:39.533	06.069

212	1:41.438	16.685
7	1:41.095	17.950

Num	Lap Time	Gap
<b>Lap 7</b>		
73	1:39.082	

15	1:39.168	01.018
23	1:40.145	01.718
77	1:38.612	01.880
84	1:39.548	03.157
19	1:39.330	03.202
26	1:39.582	05.106
10	1:39.668	06.655
212	1:41.940	19.543
7	1:41.336	20.204

Num	Lap Time	Gap
<b>Lap 8</b>		
73	1:39.202	

15	1:38.695	00.511
77	1:38.516	01.194
23	1:39.687	02.203
19	1:38.682	02.682
84	1:39.475	03.430
26	1:39.302	05.206
10	1:39.208	06.661
212	1:41.081	21.422
7	1:41.045	22.047

Num	Lap Time	Gap
<b>Lap 9</b>		
73	1:39.472	

15	1:39.098	00.137
77	1:38.847	00.569
23	1:39.043	01.774
19	1:38.737	01.947
84	1:39.284	03.242
26	1:39.461	05.195
10	1:39.594	06.783
212	1:41.003	22.953
7	1:42.220	24.795

Num	Lap Time	Gap
<b>Lap 10</b>		
15	1:39.179	

77	1:39.160	00.413
73	1:40.776	01.460
19	1:39.092	01.723
23	1:39.867	02.325
84	1:38.987	02.913
26	1:39.500	05.379
10	1:39.524	06.991
212	1:40.880	24.517
7	1:41.249	26.728

Num	Lap Time	Gap
<b>Lap 11</b>		
19	1:38.797	01.809

73	1:40.013	02.762
23	1:39.624	03.238
84	1:39.369	03.571
26	1:39.463	06.131
10	1:39.584	07.864
212	1:41.190	26.996
7	1:41.391	29.408

Num	Lap Time	Gap
<b>Lap 12</b>		
15	1:38.677	

77	1:38.712	00.527
19	1:38.734	01.866
73	1:39.076	03.161
23	1:39.425	03.986
84	1:39.216	04.110
26	1:39.471	06.925
10	1:39.506	08.693
212	1:41.149	29.468
7	1:41.215	31.946

Num	Lap Time	Gap
<b>Lap 13</b>		
15	1:38.666	

77	1:38.624	00.485
19	1:38.574	01.774
73	1:39.386	03.881
84	1:39.405	04.849
23	1:39.964	05.284
26	1:39.470	07.729
10	1:39.804	09.831
212	1:40.794	31.596
7	1:40.821	34.101

Num	Lap Time	Gap
<b>Lap 14</b>		
15	1:38.832	

77	1:38.646	00.299
19	1:38.583	01.525
73	1:39.255	04.304
84	1:38.954	04.971
23	1:39.531	05.983
26	1:39.529	08.426
10	1:39.269	10.268
212	1:40.556	33.320
7	1:44.766	40.035

Num	Lap Time	Gap
<b>Lap 15</b>		
19	1:41.394	

77	1:44.277	02.055
73	1:40.883	02.409
84	1:40.699	02.621
23	1:40.010	03.182
26	1:40.577	06.221
10	1:39.950	07.432
15	2:10.412	28.452
212	1:40.954	33.536
7	1:41.169	40.491

Num	Lap Time	Gap
<b>Lap 16</b>		
19	1:39.160	

77	1:39.146	02.041
84	1:39.472	02.933
73	1:40.321	03.570
23	1:40.240	04.262
26	1:39.581	06.642
10	1:39.719	07.991
15	1:39.692	28.984
212	1:41.342	35.718
7	1:41.068	42.399

Num	Lap Time	Gap
<b>Lap 17</b>		
19	1:38.540	

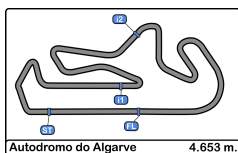
77	1:38.864	02.365
84	1:38.840	03.233
73	1:39.881	04.911
23	1:39.316	05.038
26	1:39.364	07.466
10	1:39.443	08.894
15	1:39.294	29.738
212	1:40.821	37.999
7	1:41.184	45.043

Num	Lap Time	Gap
<b>Lap 18</b>		
19	1:39.103	

77	1:38.722	01.984
84	1:38.997	03.127
23	1:38.790	04.725
73	1:40.442	06.250
26	1:39.588	07.951
10	1:39.190	08.981
15	1:39.034	29.669
212	1:41.549	40.445
7	1:41.770	47.710







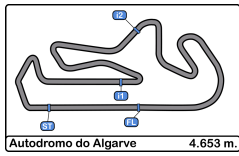
**Autodromo Int. do Algarve**  
**Euroformula Open**  
**Race - 3**  
**Best Sectors Results**



Autodromo do Algarve 4.653 m.

Sector - 1				Sector - 2				Sector - 3				Ideal Lap vs Best Lap			
Cls	Nº	Driver	Time	Nº	Driver	Time	Nº	Driver	Time	Clas	Nº	Driver	Ideal Lap	Best Lap	Clas
1	84	Francesco Simonazzi	31.113	77	Tim Tramnitz	31.020	19	Noel Leon	35.979	1	77	Tim Tramnitz	1:38.206	1:38.516	1
2	77	Tim Tramnitz	31.157	19	Noel Leon	31.113	77	Tim Tramnitz	36.029	2	19	Noel Leon	1:38.304	1:38.540	2
3	23	Bryce Aron	31.187	15	Enzo Trulli	31.118	15	Enzo Trulli	36.044	3	15	Enzo Trulli	1:38.354	1:38.666	3
4	15	Enzo Trulli	31.192	10	Juju Noda	31.167	23	Bryce Aron	36.147	4	84	Francesco Simonazzi	1:38.589	1:38.840	5
5	19	Noel Leon	31.212	23	Bryce Aron	31.287	84	Francesco Simonazzi	36.188	5	23	Bryce Aron	1:38.621	1:38.790	4
6	73	Cian Shields	31.265	84	Francesco Simonazzi	31.288	73	Cian Shields	36.191	6	73	Cian Shields	1:38.744	1:38.913	6
7	26	Jakob Bergmeister	31.382	73	Cian Shields	31.288	26	Jakob Bergmeister	36.291	7	10	Juju Noda	1:38.992	1:39.190	7
8	10	Juju Noda	31.509	26	Jakob Bergmeister	31.364	10	Juju Noda	36.316	8	26	Jakob Bergmeister	1:39.037	1:39.205	8
9	212	Paolo Brajnik	31.883	212	Paolo Brajnik	31.613	7	Vladimir Netusil	36.743	9	212	Paolo Brajnik	1:40.363	1:40.556	9
10	7	Vladimir Netusil	31.989	7	Vladimir Netusil	31.727	212	Paolo Brajnik	36.867	10	7	Vladimir Netusil	1:40.459	1:40.821	10




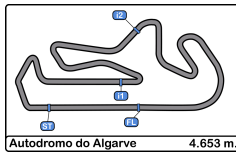


**Autodromo Int. do Algarve**  
**Euroformula Open**  
**Race - 3**  
**Leader Sequence**



Nº	Driver	Nat	Cat	Clas	Team	Nat	Vehicle	Start Lap	End Lap	Laps	Total Laps
73	Cian Shields		GBR		Team Motopark		Dallara F320 Spiess	1	8	8	8
15	Enzo Trulli		ITA		CryptoTower Racing Team		Dallara F320 Spiess	9	13	5	5
77	Tim Tramnitz		DEU		CryptoTower Racing Team		Dallara F320 Spiess	14	14	1	1
19	Noel Leon		MEX		Team Motopark		Dallara F320 Spiess	15	18	4	4



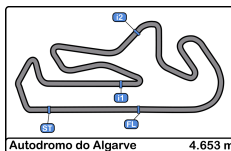


**Autodromo Int. do Algarve**  
**Euroformula Open**  
**Race - 3**  
**Best 5 Lap Times**



Cls	Nº	Driver	Nat	Cat	Cls	Team	Nat	Vehicle	Best 1		Best 2		Best 3		Best 4		Best 5	
									Time	Lap	Time	Lap	Time	Lap	Time	Lap	Time	Lap
1	77	Tim Tramnitz		DEU		CryptoTower Racing		Dallara F320 Spiess	1:38.516	7	1:38.612	6	1:38.624	12	1:38.646	13	1:38.712	11
2	19	Noel Leon		MEX		Team Motopark		Dallara F320 Spiess	1:38.540	17	1:38.574	12	1:38.583	13	1:38.682	7	1:38.734	11
3	15	Enzo Trulli		ITA		CryptoTower Racing		Dallara F320 Spiess	1:38.666	12	1:38.677	11	1:38.695	7	1:38.711	10	1:38.735	5
4	23	Bryce Aron		USA		Team Motopark		Dallara F320 Spiess	1:38.790	18	1:38.800	5	1:39.023	4	1:39.043	8	1:39.176	14
5	84	Francesco		ITA		BVM Racing		Dallara F320 Spiess	1:38.840	17	1:38.938	14	1:38.954	13	1:38.987	9	1:38.997	18
6	73	Cian Shields		GBR		Team Motopark		Dallara F320 Spiess	1:38.913	4	1:39.028	5	1:39.076	11	1:39.082	6	1:39.202	7
7	10	Juju Noda		JPN	R 1	Noda Racing		Dallara F320 Spiess	1:39.190	18	1:39.201	14	1:39.208	7	1:39.269	13	1:39.443	17
8	26	Jakob Bergmeister		DEU	R 2	Team Motopark		Dallara F320 Spiess	1:39.205	14	1:39.302	7	1:39.364	17	1:39.433	5	1:39.461	8
9	212	Paolo Brajnik		SRB	GC 1	NV Racing		Dallara F320 Spiess	1:40.556	13	1:40.794	12	1:40.821	17	1:40.880	9	1:40.954	15
10	7	Vladimir Netusil		CZE	GC 2	Effective Racing		Dallara F320 HWA	1:40.821	12	1:41.045	7	1:41.068	16	1:41.095	5	1:41.169	15





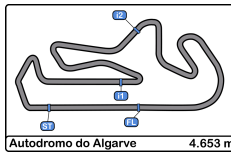
**Autodromo Int. do Algarve**  
**Euroformula Open**  
**Race - 3**  
**Best 5 Top Speeds**



Autodromo do Algarve 4.653 m.

Clas	Nº	Driver	Nat	Cat	Cls	Team	Nat	Vehicle	Top 1		Top 2		Top 3		Top 4		Top 5		Avg
									Km/h	Lap	Km/h	Lap	Km/h	Lap	Km/h	Lap	Km/h	Lap	
1	19	Noel Leon	MEX			Team Motopark	DEU	Dallara F320 Spiess	247.1	6	246.0	10	242.1	8	241.6	5	241.6	9	243.7
2	84	Francesco Simonazzi	ITA			BVM Racing	ITA	Dallara F320 Spiess	247.1	6	247.1	11	245.4	16	244.3	15	242.6	12	245.3
3	15	Enzo Trulli	ITA			CryptoTower Racing Team	JPN	Dallara F320 Spiess	246.5	6	241.6	5	241.6	15	241.0	8	240.0	3	242.1
4	77	Tim Tramnitz	DEU			CryptoTower Racing Team	JPN	Dallara F320 Spiess	244.3	14	242.6	5	242.6	7	241.6	10	241.0	11	242.4
5	73	Cian Shields	GBR			Team Motopark	DEU	Dallara F320 Spiess	243.7	16	239.4	17	237.3	11	236.8	10	236.3	6	238.7
6	23	Bryce Aron	USA			Team Motopark	DEU	Dallara F320 Spiess	242.6	13	241.6	2	241.6	11	241.6	17	240.0	3	241.5
7	26	Jakob Bergmeister	DEU	R	1	Team Motopark	DEU	Dallara F320 Spiess	238.9	4	238.9	5	238.4	3	237.8	6	237.8	9	238.4
8	212	Paolo Brajnik	SRB	GC	1	NV Racing	SRB	Dallara F320 Spiess	235.2	6	234.7	5	234.7	9	234.7	16	234.7	17	234.8
9	7	Vladimir Netusil	CZE	GC	2	Effective Racing	CZE	Dallara F320 HWA	234.2	8	232.7	6	231.2	5	231.2	9	231.2	12	232.1
10	10	Juju Noda	JPN	R	2	Noda Racing	JPN	Dallara F320 Spiess	234.2	5	233.7	3	233.2	10	233.2	14	233.2	18	233.5



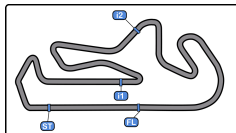


**Autodromo Int. do Algarve**  
**Euroformula Open**  
**Race - 3**  
**Fastest Laps Sequence**



Lap	Time of Day	Session Time	Nº Driver	Nat	Cat	Team	Nat	Vehicle	Time	Km/h
2	16:26:48.141	3:21.141	73 Cian Shields		GBR	Team Motopark		DEU Dallara F320 Spiess	1:40.113	167.3
2	16:26:49.256	3:22.256	15 Enzo Trulli		ITA	CryptoTower Racing Team		JPN Dallara F320 Spiess	1:39.926	167.6
2	16:26:50.005	3:23.005	77 Tim Tramnitz		DEU	CryptoTower Racing Team		JPN Dallara F320 Spiess	1:39.858	167.7
2	16:26:50.953	3:23.953	19 Noel Leon		MEX	Team Motopark		DEU Dallara F320 Spiess	1:39.077	169.0
4	16:30:06.465	6:39.465	73 Cian Shields		GBR	Team Motopark		DEU Dallara F320 Spiess	1:38.913	169.3
4	16:30:07.690	6:40.690	15 Enzo Trulli		ITA	CryptoTower Racing Team		JPN Dallara F320 Spiess	1:38.868	169.4
5	16:31:46.148	8:19.148	23 Bryce Aron		USA	Team Motopark		DEU Dallara F320 Spiess	1:38.800	169.5
5	16:31:46.425	8:19.425	15 Enzo Trulli		ITA	CryptoTower Racing Team		JPN Dallara F320 Spiess	1:38.735	169.6
6	16:33:26.455	9:59.455	77 Tim Tramnitz		DEU	CryptoTower Racing Team		JPN Dallara F320 Spiess	1:38.612	169.8
7	16:35:04.972	11:37.972	77 Tim Tramnitz		DEU	CryptoTower Racing Team		JPN Dallara F320 Spiess	1:38.516	170.0






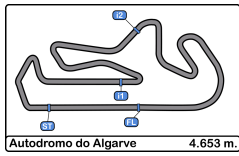
Autodromo do Algarve 4.653 m.

Autodromo Int. do Algarve  
Euroformula Open  
Race - 3  
Event Best Maximum Speed



Nº	Driver	Nat	Cat	Clas	Team	Nat	Vehicle	Km/h	Session
23	Bryce Aron	USA			Team Motopark	DEU	Dallara F320 Spiess	251.1	Private test - 2
26	Jakob Bergmeister	DEU	R	1	Team Motopark	DEU	Dallara F320 Spiess	251.1	Free Practice - 2
73	Cian Shields	GBR			Team Motopark	DEU	Dallara F320 Spiess	250.5	Private test - 2
84	Francesco Simonazzi	ITA			BVM Racing	ITA	Dallara F320 Spiess	248.2	Private test - 2
77	Tim Tramnitz	DEU			CryptoTower Racing Team	JPN	Dallara F320 Spiess	248.2	Free Practice - 2
7	Vladimir Netusil	CZE	GC	1	Effective Racing	CZE	Dallara F320 HWA	247.7	Free Practice - 1
19	Noel Leon	MEX			Team Motopark	DEU	Dallara F320 Spiess	247.1	Free Practice - 2
15	Enzo Trulli	ITA			CryptoTower Racing Team	JPN	Dallara F320 Spiess	246.5	Free Practice - 2
10	Juju Noda	JPN	R	2	Noda Racing	JPN	Dallara F320 Spiess	244.8	Private test - 1
212	Paolo Brajnik	SRB	GC	2	NV Racing	SRB	Dallara F320 Spiess	244.3	Free Practice - 2





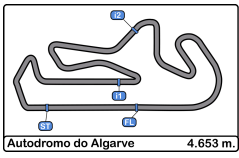
**Autodromo Int. do Algarve**  
**Euroformula Open**  
**Race - 3**  
**Lap Chart**



**LAP**

Nr	Pos	Grid	1	2	3	4	5	6	7	8	9	10	11	12	13	14	15	16	17	18
73	1	73	73	73	73	73	73	73	73	73	15	15	15	15	15	77	19	19	19	19
23	2	23	23	23	23	23	23	15	15	15	77	77	77	77	77	15	77	77	77	77
19	3	19	84	84	15	15	15	23	77	77	73	19	19	19	19	19	73	84	84	84
84	4	84	15	15	84	84	77	77	23	23	19	73	73	73	73	73	84	73	73	23
77	5	77	77	77	77	77	84	84	19	19	23	23	23	84	84	84	23	23	23	73
15	6	15	26	26	19	19	19	19	84	84	84	84	84	23	23	23	26	26	26	26
26	7	26	10	19	26	26	26	26	26	26	26	26	26	26	26	26	10	10	10	10
10	8	10	19	10	10	10	10	10	10	10	10	10	10	10	10	10	15	15	15	15
212	9	212	212	212	212	212	212	212	212	212	212	212	212	212	212	212	212	212	212	212
7	10	7	7	7	7	7	7	7	7	7	7	7	7	7	7	7	7	7	7	7

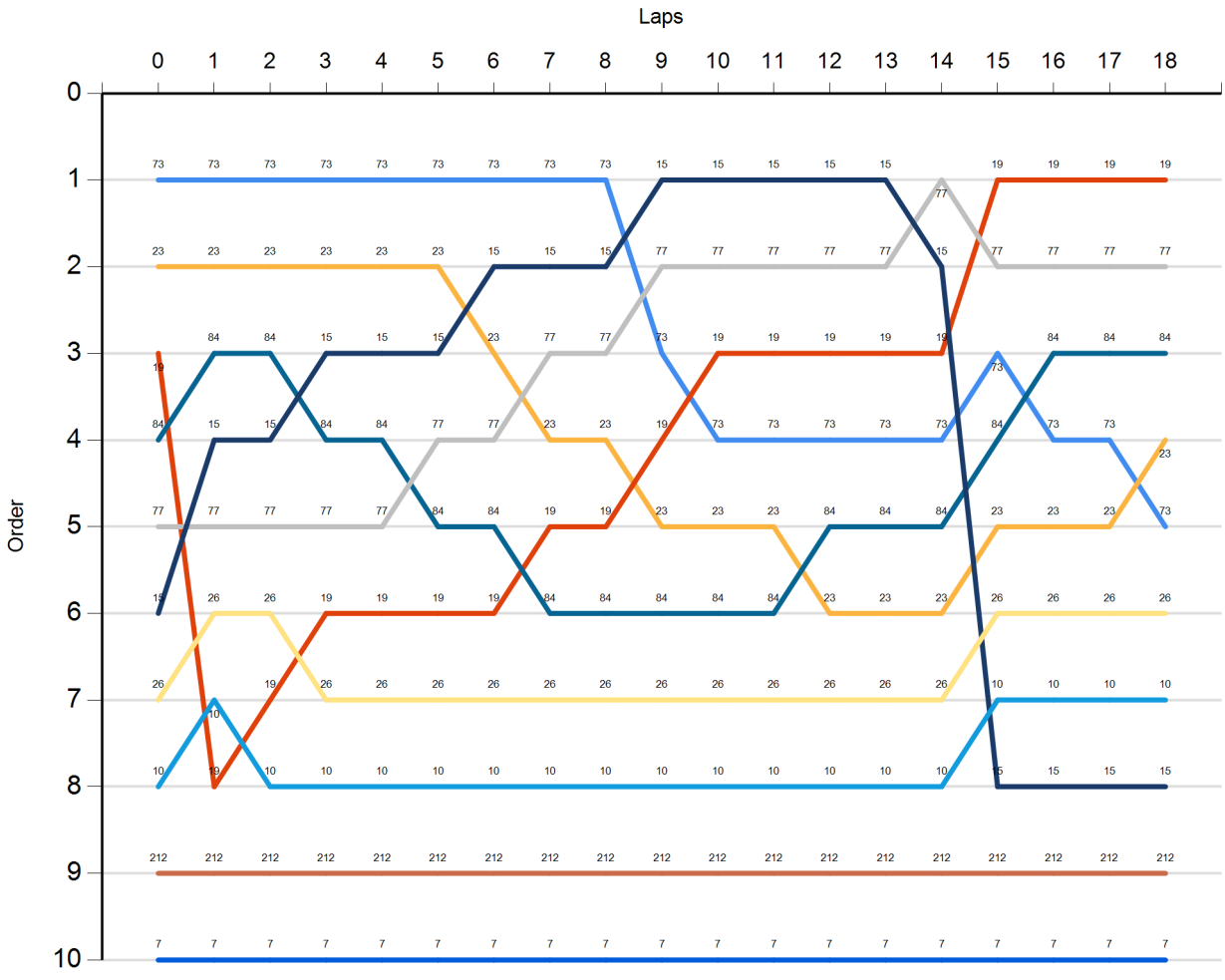




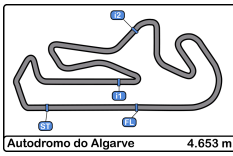
**Autodromo Int. do Algarve**  
**Euroformula Open**  
**Race - 3**  
**Graphic Lap Chart**



- 73
- 23
- 19
- 84
- 77
- 15
- 26
- 10
- 212
- 7







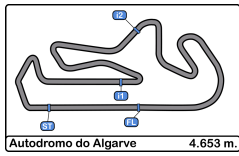
**Autodromo Int. do Algarve**  
**Euroformula Open**  
**Race - 3**  
**Pit Stop Analysis**



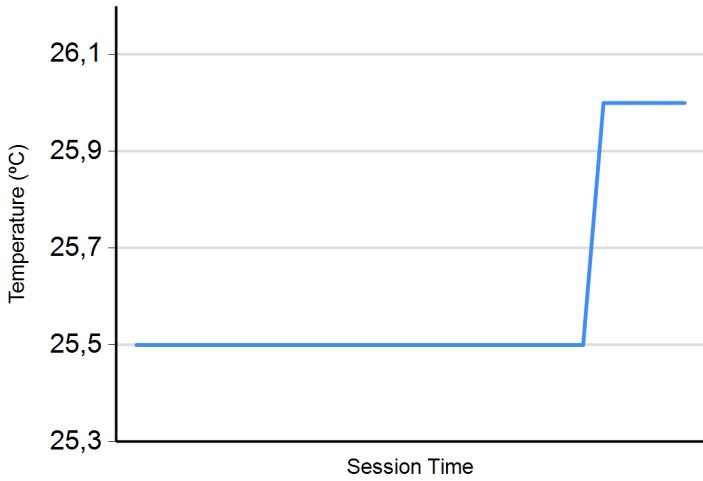
Autodromo do Algarve 4.653 m.

Or d.	Nr.	In Day	Time	Driver	Nat	Cat	Team	Nat	Vehicle	In Time	Stop N°	Pit Time	Handicap	Dif.
----------	-----	--------	------	--------	-----	-----	------	-----	---------	---------	---------	----------	----------	------

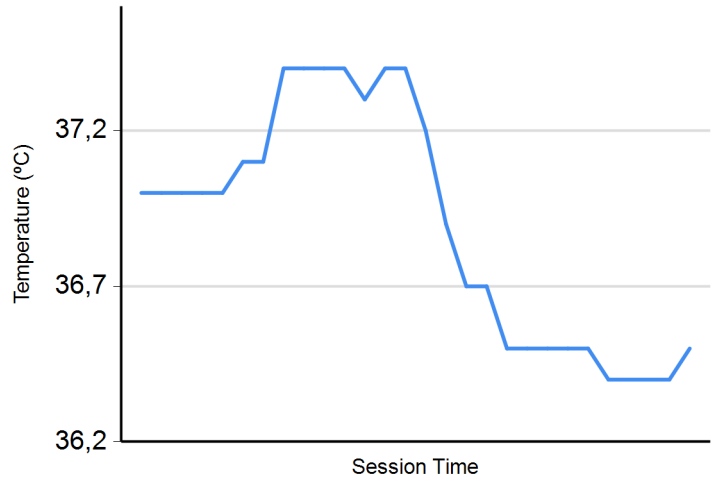




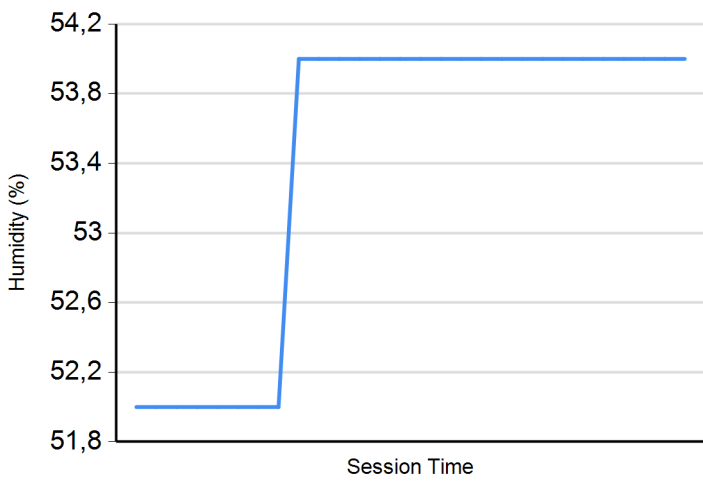
**Air Temperature**



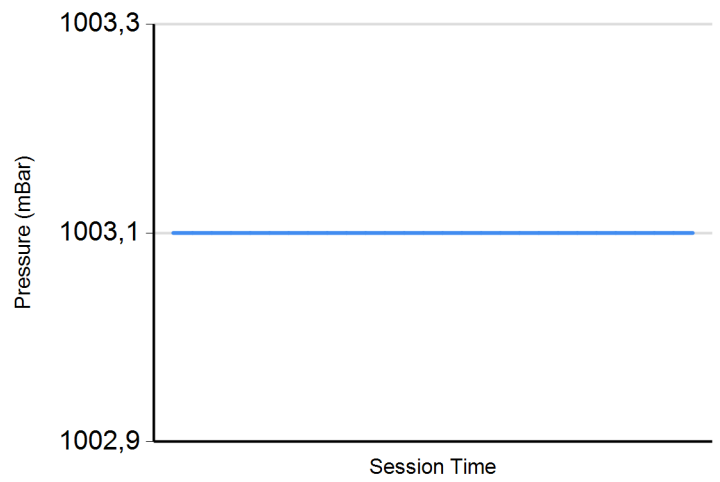
**Track Temperature**



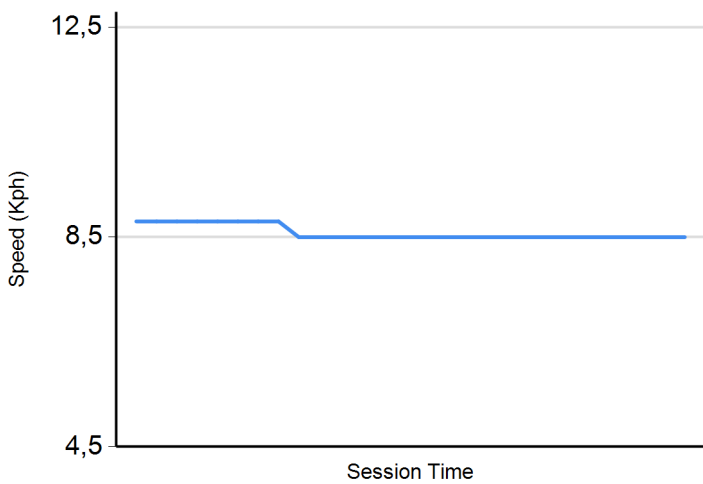
**Humidity**



**Pressure**



**Wind Speed**



**Wind direction**

