

Autodromo Int. do Algarve
Euroformula Open
Qualifying
Provisional Results



| Clas | Nº | Driver | Nat | Cat | Clas | Team | Nat | Vehicle | Laps | Best | Time | Gap | Interval | Km/h |
|------|-----|---------------------|-----|-----|------|-------------------------|-----|---------------------|------|------|--------------|-----------|-----------|-------|
| 1 | 15 | Enzo Trulli | ITA | | | CryptoTower Racing Team | JPN | Dallara F320 Spiess | 14 | 13 | 1:37.194 | | | 172.3 |
| 2 | 77 | Tim Tramnitz | DEU | | | CryptoTower Racing Team | JPN | Dallara F320 Spiess | 12 | 9 | 1:37.472 | 0.278 | 0.278 | 171.8 |
| 3 | 84 | Francesco Simonazzi | ITA | | | BVM Racing | ITA | Dallara F320 Spiess | 15 | 11 | 1:37.710 | 0.516 | 0.238 | 171.4 |
| 4 | 19 | Noel Leon | MEX | | | Team Motopark | DEU | Dallara F320 Spiess | 11 | 6 | 1:37.760 | 0.566 | 0.050 | 171.3 |
| 5 | 23 | Bryce Aron | USA | | | Team Motopark | DEU | Dallara F320 Spiess | 11 | 9 | 1:37.765 | 0.571 | 0.005 | 171.3 |
| 6 | 73 | Cian Shields | GBR | | | Team Motopark | DEU | Dallara F320 Spiess | 14 | 12 | 1:38.054 | 0.860 | 0.289 | 170.8 |
| 7 | 26 | Jakob Bergmeister | DEU | R | 1 | Team Motopark | DEU | Dallara F320 Spiess | 13 | 12 | 1:38.520 | 1.326 | 0.466 | 170.0 |
| 8 | 10 | Juju Noda | JPN | R | 2 | Noda Racing | JPN | Dallara F320 Spiess | 14 | 12 | 1:38.917 | 1.723 | 0.397 | 169.3 |
| 9 | 212 | Paolo Brajnik | SRB | GC | 1 | NV Racing | SRB | Dallara F320 Spiess | 16 | 10 | 1:40.035 | 2.841 | 1.118 | 167.4 |
| 10 | 7 | Vladimir Netusil | CZE | GC | 2 | Effective Racing | CZE | Dallara F320 HWA | 1 | 1 | 10:37:36.168 | 10:35:58. | 10:35:56. | 00.0 |

*** PENALTIES**

- CAR 77 TIME 1:39.298 DELETED TRACK LIMITS AT T 8
- CAR 26 TIME 1:39.194 DELETED TRACK LIMITS AT T 1
- CAR 73 TIME 1:37.952 DELETED TRACK LIMITS AT T 1
- CAR 77 TIME 1:37.963 DELETED TRACK LIMITS AT T 1

Published at:.....

Track Temp: 21.3 °C Air Temp: 23.8 °C Humidity: 57 % Track Status: DRY

Race Director:

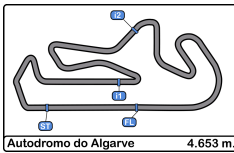
Neus Santamaria Sanromà

DPB-0819-ESP/CAT

Timekeeper:

Luis Angel Garcia Nunez
 JOB-1605-ESP/M





Autodromo Int. do Algarve

Euroformula Open

Qualifying

Provisional Results by Category



Autodromo do Algarve 4.653 m.

| Clas | Nº | Driver | Nat | Cat | Clas | Team | Nat | Vehicle | Laps | Best | Time | Gap | Interval | Km/h |
|------|----|---------------------|-----|-----|------|-------------------------|-----|---------------------|------|------|----------|-------|----------|-------|
| 1 | 15 | Enzo Trulli | ITA | | | CryptoTower Racing Team | JPN | Dallara F320 Spiess | 14 | 13 | 1:37.194 | | | 172.3 |
| 2 | 77 | Tim Tramnitz | DEU | | | CryptoTower Racing Team | JPN | Dallara F320 Spiess | 12 | 9 | 1:37.472 | 0.278 | 0.278 | 171.8 |
| 3 | 84 | Francesco Simonazzi | ITA | | | BVM Racing | ITA | Dallara F320 Spiess | 15 | 11 | 1:37.710 | 0.516 | 0.238 | 171.4 |
| 4 | 19 | Noel Leon | MEX | | | Team Motopark | DEU | Dallara F320 Spiess | 11 | 6 | 1:37.760 | 0.566 | 0.050 | 171.3 |
| 5 | 23 | Bryce Aron | USA | | | Team Motopark | DEU | Dallara F320 Spiess | 11 | 9 | 1:37.765 | 0.571 | 0.005 | 171.3 |
| 6 | 73 | Cian Shields | GBR | | | Team Motopark | DEU | Dallara F320 Spiess | 14 | 12 | 1:38.054 | 0.860 | 0.289 | 170.8 |

Rookie

| Clas | Nº | Driver | Nat | Cat | Clas | Team | Nat | Vehicle | Laps | Best | Time | Gap | Interval | Km/h |
|------|----|-------------------|-----|-----|------|---------------|-----|---------------------|------|------|----------|-------|----------|-------|
| 1 | 26 | Jakob Bergmeister | DEU | R | 1 | Team Motopark | DEU | Dallara F320 Spiess | 13 | 12 | 1:38.520 | | | 170.0 |
| 2 | 10 | Juju Noda | JPN | R | 2 | Noda Racing | JPN | Dallara F320 Spiess | 14 | 12 | 1:38.917 | 0.397 | 0.397 | 169.3 |

GC

| Clas | Nº | Driver | Nat | Cat | Clas | Team | Nat | Vehicle | Laps | Best | Time | Gap | Interval | Km/h |
|------|-----|------------------|-----|-----|------|------------------|-----|---------------------|------|------|--------------|-----------|-----------|-------|
| 1 | 212 | Paolo Brajnik | SRB | GC | 1 | NV Racing | SRB | Dallara F320 Spiess | 16 | 10 | 1:40.035 | | | 167.4 |
| 2 | 7 | Vladimir Netusil | CZE | GC | 2 | Effective Racing | CZE | Dallara F320 HWA | 1 | 1 | 10:37:36.168 | 10:35:56. | 10:35:56. | 00.0 |

*** PENALTIES**

CAR 77 TIME 1:39.298 DELETED TRACK LIMITS AT T 8

CAR 26 TIME 1:39.194 DELETED TRACK LIMITS AT T 1

CAR 73 TIME 1:37.952 DELETED TRACK LIMITS AT T 1

CAR 77 TIME 1:37.963 DELETED TRACK LIMITS AT T 1

Published at:.....

Track Temp: 21.3 °C Air Temp: 23.8 °C Humidity: 57 % Track Status: DRY

Race Director:

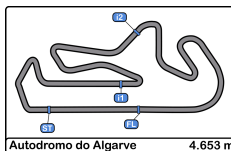
Neus Santamaría Sanromà

DPB-0819-ESP/CAT

Timekeeper:

Luis Angel García Nuñez
JOB-1605-ESP/M





Autodromo Int. do Algarve
Euroformula Open
Qualifying
Lap Analysis



7 Vladimir Netusil Dallara F320 HWA **23** Bryce Aron Dallara F320 Spiess

GC Effective Racing Team Motopark

| Lap | D | Time | Sector 1 | Sector 2 | Sector 3 | T. Spd | Elapsed | Lap | D | Time | Sector 1 | Sector 2 | Sector 3 | T. Spd | Elapsed |
|-----|---|----------------|--------------|----------|----------|--------|--------------|-----|---|--------------|--------------|----------|----------|--------|--------------|
| 1 | | 10:37:36.168 P | 10:36:00.878 | 38.319 | 56.971 | | 10:37:36.168 | 1 | | 10:45:25.234 | 10:44:10.722 | 35.629 | 38.883 | | 10:45:25.234 |

10 Juju Noda Dallara F320 Spiess
 Rookie Noda Racing

| Lap | D | Time | Sector 1 | Sector 2 | Sector 3 | T. Spd | Elapsed | Lap | D | Time | Sector 1 | Sector 2 | Sector 3 | T. Spd | Elapsed |
|-----|---|--------------|--------------|----------|----------|--------|--------------|-----|---|------------|----------|----------|----------|--------|--------------|
| 1 | | 10:37:38.846 | 10:36:23.828 | 36.026 | 38.992 | | 10:37:38.846 | 2 | | 1:44.293 | 33.542 | 33.613 | 37.138 | 230.2 | 10:47:09.527 |
| 2 | | 1:44.850 | 34.313 | 33.120 | 37.417 | 230.7 | 10:39:23.696 | 3 | | 1:41.674 | 32.984 | 32.084 | 36.606 | 224.5 | 10:48:51.201 |
| 3 | | 1:42.557 | 33.209 | 32.456 | 36.892 | 231.2 | 10:41:06.253 | 4 | | 1:39.000 | 31.610 | 31.211 | 36.179 | 237.3 | 10:50:30.201 |
| 4 | | 1:40.238 | 32.114 | 31.686 | 36.438 | 232.7 | 10:42:46.491 | 5 | | 1:38.425 | 31.211 | 31.002 | 36.212 | 237.8 | 10:52:08.626 |
| 5 | | 1:39.739 | 31.864 | 31.406 | 36.469 | 233.7 | 10:44:26.230 | 6 | | 1:38.191 | 31.202 | 30.973 | 36.016 | 237.8 | 10:53:46.817 |
| 6 | | 1:47.813 P | 31.786 | 31.444 | 44.583 | 233.7 | 10:46:14.043 | 7 | | 1:38.101 | 31.188 | 31.063 | 35.850 | 237.8 | 10:55:24.918 |
| 7 | | 3:39.712 | 2:26.068 | 35.162 | 38.482 | | 10:49:53.755 | 8 | | 1:38.084 | 31.035 | 31.080 | 35.969 | 238.9 | 10:57:03.002 |
| 8 | | 1:46.818 | 34.602 | 34.579 | 37.637 | 227.8 | 10:51:40.573 | 9 | | 1:37.765 | 30.965 | 30.985 | 35.815 | 240.0 | 10:58:40.767 |
| 9 | | 1:40.664 | 32.558 | 31.656 | 36.450 | 233.7 | 10:53:21.237 | 10 | | 1:44.999 | 31.006 | 37.149 | 36.844 | 238.9 | 11:00:25.766 |
| 10 | | 1:40.284 | 32.039 | 31.741 | 36.504 | 233.2 | 10:55:01.521 | 11 | | 2:26.466 P | 41.611 | 45.056 | 59.799 | 224.5 | 11:02:52.232 |

26 Jakob Bergmeister Dallara F320 Spiess
 Rookie Team Motopark

| Lap | D | Time | Sector 1 | Sector 2 | Sector 3 | T. Spd | Elapsed | Lap | D | Time | Sector 1 | Sector 2 | Sector 3 | T. Spd | Elapsed |
|-----|---|--------------|--------------|----------|----------|--------|--------------|-----|---|--------------|--------------|----------|----------|--------|--------------|
| 1 | | 10:37:20.640 | 10:36:01.648 | 37.913 | 41.079 | | 10:37:20.640 | 1 | | 10:37:20.640 | 10:36:01.648 | 37.913 | 41.079 | | 10:37:20.640 |
| 2 | | 1:45.135 | 33.927 | 33.886 | 37.322 | 219.0 | 10:39:05.775 | 2 | | 1:45.135 | 33.927 | 33.886 | 37.322 | 219.0 | 10:39:05.775 |
| 3 | | 1:41.003 | 32.469 | 32.189 | 36.345 | 235.8 | 10:40:46.778 | 3 | | 1:41.003 | 32.469 | 32.189 | 36.345 | 235.8 | 10:40:46.778 |
| 4 | | 1:39.725 | 31.820 | 31.622 | 36.283 | 234.7 | 10:42:26.503 | 4 | | 1:39.725 | 31.820 | 31.622 | 36.283 | 234.7 | 10:42:26.503 |
| 5 | | 1:48.214 P | 32.005 | 32.051 | 44.158 | 236.3 | 10:44:14.717 | 5 | | 1:48.214 P | 32.005 | 32.051 | 44.158 | 236.3 | 10:44:14.717 |
| 6 | | 4:38.024 | 3:20.198 | 37.465 | 40.361 | | 10:48:52.741 | 6 | | 4:38.024 | 3:20.198 | 37.465 | 40.361 | | 10:48:52.741 |
| 7 | | 1:44.549 | 34.306 | 33.140 | 37.103 | 210.9 | 10:50:37.290 | 7 | | 1:44.549 | 34.306 | 33.140 | 37.103 | 210.9 | 10:50:37.290 |
| 8 | | 1:40.267 | 31.777 | 31.905 | 36.585 | 235.2 | 10:52:17.557 | 8 | | 1:40.267 | 31.777 | 31.905 | 36.585 | 235.2 | 10:52:17.557 |
| 9 | | 1:39.194 | 31.708 | 31.357 | 36.129 | 236.3 | 10:53:56.751 | 9 | | 1:39.194 | 31.708 | 31.357 | 36.129 | 236.3 | 10:53:56.751 |
| 10 | | 1:38.766 | 31.446 | 31.190 | 36.130 | 236.8 | 10:55:35.517 | 10 | | 1:38.766 | 31.446 | 31.190 | 36.130 | 236.8 | 10:55:35.517 |
| 11 | | 1:39.170 | 31.551 | 31.448 | 36.171 | 236.3 | 10:57:14.687 | 11 | | 1:39.170 | 31.551 | 31.448 | 36.171 | 236.3 | 10:57:14.687 |
| 12 | | 1:38.520 | 31.302 | 31.015 | 36.203 | 237.8 | 10:58:53.207 | 12 | | 1:38.520 | 31.302 | 31.015 | 36.203 | 237.8 | 10:58:53.207 |
| 13 | | 1:46.726 P | 31.509 | 31.052 | 44.165 | 236.8 | 11:00:39.933 | 13 | | 1:46.726 P | 31.509 | 31.052 | 44.165 | 236.8 | 11:00:39.933 |

15 Enzo Trulli Dallara F320 Spiess
 CryptoTower Racing Team

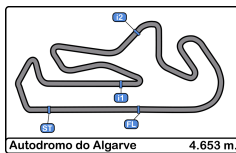
| Lap | D | Time | Sector 1 | Sector 2 | Sector 3 | T. Spd | Elapsed | Lap | D | Time | Sector 1 | Sector 2 | Sector 3 | T. Spd | Elapsed |
|-----|---|--------------|--------------|----------|----------|--------|--------------|-----|---|--------------|--------------|----------|----------|--------|--------------|
| 1 | | 10:37:12.967 | 10:35:58.256 | 36.046 | 38.665 | | 10:37:12.967 | 1 | | 10:37:12.967 | 10:35:58.256 | 36.046 | 38.665 | | 10:37:12.967 |
| 2 | | 1:44.925 | 34.908 | 32.913 | 37.104 | 208.0 | 10:38:57.892 | 2 | | 1:44.925 | 34.908 | 32.913 | 37.104 | 208.0 | 10:38:57.892 |
| 3 | | 1:38.995 | 31.746 | 31.299 | 35.950 | 234.7 | 10:40:36.887 | 3 | | 1:38.995 | 31.746 | 31.299 | 35.950 | 234.7 | 10:40:36.887 |
| 4 | | 1:38.614 | 31.680 | 31.203 | 35.731 | 235.8 | 10:42:15.501 | 4 | | 1:38.614 | 31.680 | 31.203 | 35.731 | 235.8 | 10:42:15.501 |
| 5 | | 1:47.468 P | 31.314 | 31.190 | 44.964 | 236.8 | 10:44:02.969 | 5 | | 1:47.468 P | 31.314 | 31.190 | 44.964 | 236.8 | 10:44:02.969 |
| 6 | | 5:02.664 | 3:49.248 | 35.041 | 38.375 | | 10:49:05.633 | 6 | | 5:02.664 | 3:49.248 | 35.041 | 38.375 | | 10:49:05.633 |
| 7 | | 1:43.734 | 33.881 | 33.112 | 36.741 | 209.3 | 10:50:49.367 | 7 | | 1:43.734 | 33.881 | 33.112 | 36.741 | 209.3 | 10:50:49.367 |
| 8 | | 1:40.195 | 32.572 | 31.405 | 36.218 | 229.2 | 10:52:29.562 | 8 | | 1:40.195 | 32.572 | 31.405 | 36.218 | 229.2 | 10:52:29.562 |
| 9 | | 1:37.689 | 30.999 | 30.934 | 35.756 | 236.8 | 10:54:07.251 | 9 | | 1:37.689 | 30.999 | 30.934 | 35.756 | 236.8 | 10:54:07.251 |
| 10 | | 1:37.844 | 31.068 | 31.039 | 35.737 | 237.8 | 10:55:45.095 | 10 | | 1:37.844 | 31.068 | 31.039 | 35.737 | 237.8 | 10:55:45.095 |
| 11 | | 1:37.454 | 30.986 | 30.843 | 35.625 | 238.9 | 10:57:22.549 | 11 | | 1:37.454 | 30.986 | 30.843 | 35.625 | 238.9 | 10:57:22.549 |
| 12 | | 1:42.806 | 33.817 | 33.031 | 35.958 | 239.4 | 10:59:05.355 | 12 | | 1:42.806 | 33.817 | 33.031 | 35.958 | 239.4 | 10:59:05.355 |
| 13 | | 1:37.194 | 30.948 | 30.763 | 35.483 | 237.8 | 11:00:42.549 | 13 | | 1:37.194 | 30.948 | 30.763 | 35.483 | 237.8 | 11:00:42.549 |
| 14 | | 1:59.079 P | 36.277 | 34.806 | 47.996 | 238.4 | 11:02:41.628 | 14 | | 1:59.079 P | 36.277 | 34.806 | 47.996 | 238.4 | 11:02:41.628 |

73 Cian Shields Dallara F320 Spiess
 Team Motopark

| Lap | D | Time | Sector 1 | Sector 2 | Sector 3 | T. Spd | Elapsed | Lap | D | Time | Sector 1 | Sector 2 | Sector 3 | T. Spd | Elapsed |
|-----|---|--------------|--------------|----------|----------|--------|--------------|-----|---|--------------|--------------|----------|----------|--------|--------------|
| 1 | | 10:37:27.670 | 10:36:09.282 | 36.308 | 42.080 | | 10:37:27.670 | 1 | | 10:37:27.670 | 10:36:09.282 | 36.308 | 42.080 | | 10:37:27.670 |
| 2 | | 1:44.353 | 34.546 | 32.930 | 36.877 | 208.4 | 10:39:12.023 | 2 | | 1:44.353 | 34.546 | 32.930 | 36.877 | 208.4 | 10:39:12.023 |
| 3 | | 1:42.867 | 32.864 | 32.257 | 37.746 | 216.8 | 10:40:54.890 | 3 | | 1:42.867 | 32.864 | 32.257 | 37.746 | 216.8 | 10:40:54.890 |
| 4 | | 1:39.047 | 31.522 | 31.371 | 36.154 | 237.3 | 10:42:33.937 | 4 | | 1:39.047 | 31.522 | 31.371 | 36.154 | 237.3 | 10:42:33.937 |
| 5 | | 1:48.371 P | 31.451 | 34.355 | 42.565 | 238.4 | 10:44:22.308 | 5 | | 1:48.371 P | 31.451 | 34.355 | 42.565 | 238.4 | 10:44:22.308 |
| 6 | | 4:34.779 | 3:15.383 | 38.968 | 40.428 | | 10:48:57.087 | 6 | | 4:34.779 | 3:15.383 | 38.968 | 40.428 | | 10:48:57.087 |
| 7 | | 1:46.070 | 34.671 | 34.006 | 37.393 | 214.2 | 10:50:43.157 | 7 | | 1:46.070 | 34.671 | 34.006 | 37.393 | 214.2 | 10:50:43.157 |
| 8 | | 1:40.757 | 32.618 | 31.628 | 36.511 | 219.5 | 10:52:23.914 | 8 | | 1:40.757 | 32.618 | 31.628 | 36.511 | 219.5 | 10:52:23.914 |
| 9 | | 1:38.375 | 31.463 | 30.963 | 35.949 | 236.8 | 10:54:02.289 | 9 | | 1:38.375 | 31.463 | 30.963 | 35.949 | 236.8 | 10:54:02.289 |
| 10 | | 1:38.454 | 31.345 | 31.245 | 35.864 | 236.8 | 10:55:40.743 | 10 | | 1:38.454 | 31.345 | 31.245 | 35.864 | 236.8 | 10:55:40.743 |
| 11 | | 1:38.209 | 31.293 | 31.056 | 35.860 | 238.9 | 10:57:18.952 | 11 | | 1:38.209 | 31.293 | 31.056 | 35.860 | 238.9 | 10:57:18.952 |
| 12 | | 1:38.054 | 31.067 | 31.098 | 35.889 | 238.4 | 10:58:57.006 | 12 | | 1:38.054 | 31.067 | 31.098 | 35.889 | 238.4 | 10:58:57.006 |
| 13 | | 1:37.952 | 31.166 | 30.889 | 35.897 | 240.0 | 11:00:34.958 | 13 | | 1:37.952 | 31.166 | 30.889 | 35.897 | 240.0 | 11:00:34.958 |
| 14 | | 1:59.401 P | 35.548 | 36.383 | 47.470 | 237.8 | 11:02:34.359 | 14 | | 1:59.401 P | 35.548 | 36.383 | 47.470 | 237.8 | 11:02:34.359 |

19 Noel Leon Dallara F320 Spiess
 Team Motopark

| Lap | D | Time | Sector 1 | Sector 2 | Sector 3 | T. Spd | Elapsed | Lap | D | Time | Sector 1 | Sector 2 | Sector 3 | T. Spd | Elapsed |
|-----|---|--------------|--------------|----------|----------|--------|--------------|-----|---|--------------|--------------|----------|----------|--------|--------------|
| 1 | | 10:45:16.574 | 10:44:02.244 | 35.604 | 38.726 | | 10:45:16.574 | 1 | | 10:45:16.574 | 10:44:02.244 | 35.604 | 38.726 | | 10:45:16.574 |
| 2 | | 1:44.766 | 34.299 | 33.532 | 36.935 | 223.6 | 10:47:01.340 | 2 | | 1:44.766 | 34.299 | 33.532 | 36.935 | 223.6 | 10:47:01.340 |
| 3 | | 1:40.691 | 32.778 | 31.837 | 36.076 | 227.3 | 10:48:42.031 | 3 | | 1:40.691 | 32.778 | 31.837 | 36.076 | 227.3 | 10:48:42.031 |
| 4 | | 1:38.406 | 31.270 | 31.288 | 35.848 | 237.3 | 10:50:20.437 | 4 | | 1:38.406 | 31.270 | 31.288 | 35.848 | 237.3 | 10:50:20.437 |
| 5 | | 1:39.7 | | | | | | | | | | | | | |



Autodromo Int. do Algarve
Euroformula Open
Qualifying
Lap Analysis



77

Tim Tramnitz

Dallara F320 Spiess

CryptoTower Racing Team

| Lap | D | Time | Sector 1 | Sector 2 | Sector 3 | T. Spd | Elapsed |
|-----|---|---------------------|---------------|---------------|---------------|--------|--------------|
| 1 | | 10:44:55.843 | 10:43:40.736 | 35.367 | 39.740 | | 10:44:55.843 |
| 2 | | 1:44.035 | 34.244 | 32.673 | 37.118 | 215.1 | 10:46:39.878 |
| 3 | | 1:39.958 | 32.241 | 31.658 | 36.059 | 225.4 | 10:48:19.836 |
| 4 | | 1:39.298 | 31.386 | 32.013 | 35.899 | 236.3 | 10:49:59.134 |
| 5 | | 1:38.112 | 31.253 | 31.205 | 35.654 | 236.3 | 10:51:37.246 |
| 6 | | 1:37.953 | 31.241 | 30.969 | 35.743 | 237.3 | 10:53:15.199 |
| 7 | | 1:46.883 | 35.058 | 33.184 | 38.641 | 236.8 | 10:55:02.082 |
| 8 | | 1:37.881 | 31.335 | 30.918 | 35.628 | 241.6 | 10:56:39.963 |
| 9 | | 1:37.472 | 31.081 | 30.874 | 35.517 | 237.8 | 10:58:17.435 |
| 10 | | 1:37.963 | 30.936 | 30.997 | 36.030 | 239.4 | 10:59:55.398 |
| 11 | | 1:37.588 | 31.045 | 30.760 | 35.783 | 237.3 | 11:01:32.986 |
| 12 | | 2:01.869 P | 35.701 | 35.498 | 50.670 | 238.9 | 11:03:34.855 |

84

Francesco Simonazzi

Dallara F320 Spiess

BVM Racing

| Lap | D | Time | Sector 1 | Sector 2 | Sector 3 | T. Spd | Elapsed |
|-----|---|-----------------|---------------|---------------|---------------|--------|--------------|
| 1 | | 10:36:59.757 | 10:35:49.014 | 33.483 | 37.260 | | 10:36:59.757 |
| 2 | | 1:40.345 | 32.082 | 31.736 | 36.527 | 232.7 | 10:38:40.102 |
| 3 | | 1:40.140 | 32.194 | 31.747 | 36.199 | 235.8 | 10:40:20.242 |
| 4 | | 1:39.471 | 31.561 | 31.282 | 36.628 | 235.2 | 10:41:59.713 |
| 5 | | 1:44.991 P | 31.735 | 31.425 | 41.831 | 234.2 | 10:43:44.704 |
| 6 | | 4:12.074 | 2:58.555 | 35.490 | 38.029 | | 10:47:56.778 |
| 7 | | 1:44.494 | 33.329 | 33.841 | 37.324 | 233.7 | 10:49:41.272 |
| 8 | | 1:40.623 | 32.133 | 32.166 | 36.324 | 234.7 | 10:51:21.895 |
| 9 | | 1:38.371 | 31.307 | 31.183 | 35.881 | 235.8 | 10:53:00.266 |
| 10 | | 1:37.941 | 31.113 | 31.004 | 35.824 | 236.3 | 10:54:38.207 |
| 11 | | 1:37.710 | 31.147 | 30.921 | 35.642 | 236.3 | 10:56:15.917 |
| 12 | | 1:54.757 | 30.993 | 35.385 | 48.379 | 237.8 | 10:58:10.674 |
| 13 | | 1:38.207 | 31.116 | 30.922 | 36.169 | 237.3 | 10:59:48.881 |
| 14 | | 1:38.020 | 31.307 | 30.999 | 35.714 | 236.8 | 11:01:26.901 |
| 15 | | 2:10.078 P | 39.232 | 40.156 | 50.690 | 213.8 | 11:03:36.979 |

212

Paolo Brajnik

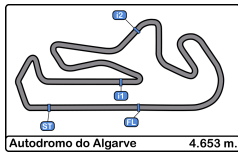
Dallara F320 Spiess

GC

NV Racing

| Lap | D | Time | Sector 1 | Sector 2 | Sector 3 | T. Spd | Elapsed |
|-----|---|-----------------|---------------|---------------|---------------|--------|--------------|
| 1 | | 10:37:16.518 | 10:35:57.126 | 39.207 | 40.185 | | 10:37:16.518 |
| 2 | | 1:47.784 | 34.698 | 34.572 | 38.514 | 233.2 | 10:39:04.302 |
| 3 | | 1:45.125 | 33.227 | 34.023 | 37.875 | 233.7 | 10:40:49.427 |
| 4 | | 1:43.197 | 32.416 | 33.145 | 37.636 | 235.2 | 10:42:32.624 |
| 5 | | 1:41.805 | 32.216 | 32.420 | 37.169 | 235.2 | 10:44:14.429 |
| 6 | | 1:40.831 | 32.484 | 31.911 | 36.436 | 234.7 | 10:45:55.260 |
| 7 | | 1:41.781 | 32.153 | 32.640 | 36.988 | 235.2 | 10:47:37.041 |
| 8 | | 1:40.662 | 31.897 | 32.181 | 36.584 | 235.8 | 10:49:17.703 |
| 9 | | 1:40.301 | 31.793 | 31.788 | 36.720 | 236.3 | 10:50:58.004 |
| 10 | | 1:40.035 | 31.498 | 31.756 | 36.781 | 235.8 | 10:52:38.039 |
| 11 | | 1:40.998 | 31.743 | 31.875 | 37.380 | 235.2 | 10:54:19.037 |
| 12 | | 2:01.127 | 42.350 | 40.804 | 37.973 | 168.2 | 10:56:20.164 |
| 13 | | 1:41.454 | 31.751 | 32.504 | 37.199 | 235.8 | 10:58:01.618 |
| 14 | | 1:41.031 | 31.847 | 32.220 | 36.964 | 235.8 | 10:59:42.649 |
| 15 | | 1:40.985 | 31.784 | 32.024 | 37.177 | 235.2 | 11:01:23.634 |
| 16 | | 2:19.474 P | 43.572 | 41.284 | 54.618 | 168.2 | 11:03:43.108 |




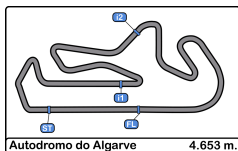


Autodromo Int. do Algarve
Euroformula Open
Qualifying
Best Sectors Results



| Sector - 1 | | | | Sector - 2 | | | | Sector - 3 | | | | Ideal Lap vs Best Lap | | | |
|------------|----|---------------------|---------|------------|---------------------|--------|-----|---------------------|--------|------|-----|-----------------------|-----------|----------|------|
| Clas | Nº | Driver | Time | Nº | Driver | Time | Nº | Driver | Time | Clas | Nº | Driver | Ideal Lap | Best Lap | Clas |
| 1 | 77 | Tim Tramnitz | 30.936 | 77 | Tim Tramnitz | 30.760 | 15 | Enzo Trulli | 35.483 | 1 | 15 | Enzo Trulli | 1:37.194 | 1:37.194 | 1 |
| 2 | 15 | Enzo Trulli | 30.948 | 15 | Enzo Trulli | 30.763 | 77 | Tim Tramnitz | 35.517 | 2 | 77 | Tim Tramnitz | 1:37.213 | 1:37.472 | 2 |
| 3 | 23 | Bryce Aron | 30.965 | 73 | Cian Shields | 30.889 | 84 | Francesco Simonazzi | 35.642 | 3 | 84 | Francesco Simonazzi | 1:37.556 | 1:37.710 | 3 |
| 4 | 84 | Francesco Simonazzi | 30.993 | 84 | Francesco Simonazzi | 30.921 | 19 | Noel Leon | 35.662 | 4 | 19 | Noel Leon | 1:37.718 | 1:37.760 | 4 |
| 5 | 19 | Noel Leon | 31.024 | 23 | Bryce Aron | 30.973 | 23 | Bryce Aron | 35.815 | 5 | 23 | Bryce Aron | 1:37.753 | 1:37.765 | 5 |
| 6 | 73 | Cian Shields | 31.067 | 26 | Jakob Bergmeister | 31.015 | 73 | Cian Shields | 35.860 | 6 | 73 | Cian Shields | 1:37.816 | 1:38.054 | 6 |
| 7 | 26 | Jakob Bergmeister | 31.302 | 19 | Noel Leon | 31.032 | 26 | Jakob Bergmeister | 36.129 | 7 | 26 | Jakob Bergmeister | 1:38.446 | 1:38.520 | 7 |
| 8 | 10 | Juju Noda | 31.367 | 10 | Juju Noda | 31.218 | 10 | Juju Noda | 36.220 | 8 | 10 | Juju Noda | 1:38.805 | 1:38.917 | 8 |
| 9 | 21 | Paolo Brajnik | 31.498 | 212 | Paolo Brajnik | 31.756 | 212 | Paolo Brajnik | 36.436 | 9 | 212 | Paolo Brajnik | 1:39.690 | 1:40.035 | 9 |
| 10 | 7 | Vladimir Netusil | Transpo | 7 | Vladimir Netusil | 38.319 | 7 | Vladimir Netusil | 56.971 | 10 | 7 | Vladimir Netusil | Transpo | Transpo | 10 |





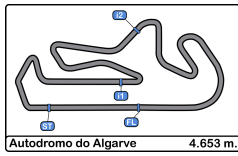
Autodromo Int. do Algarve
Euroformula Open
Qualifying
Best 5 Lap Times



Autodromo do Algarve 4.653 m.

| Cls | Nº | Driver | Nat | Cat | Cls | Team | Nat | Vehicle | Best 1 | | Best 2 | | Best 3 | | Best 4 | | Best 5 | |
|-----|-----|-------------------|-----|-----|------|--------------------|-----|---------------------|----------|-----|----------|-----|----------|-----|----------|-----|----------|-----|
| | | | | | | | | | Time | Lap | Time | Lap | Time | Lap | Time | Lap | Time | Lap |
| 1 | 15 | Enzo Trulli | | ITA | | CryptoTower Racing | | Dallara F320 Spiess | 1:37.194 | 13 | 1:37.454 | 11 | 1:37.689 | 9 | 1:37.844 | 10 | 1:38.614 | 4 |
| 2 | 77 | Tim Tramnitz | | DEU | | CryptoTower Racing | | Dallara F320 Spiess | 1:37.472 | 9 | 1:37.588 | 11 | 1:37.881 | 8 | 1:37.953 | 6 | 1:38.112 | 5 |
| 3 | 84 | Francesco | | ITA | | BVM Racing | | Dallara F320 Spiess | 1:37.710 | 11 | 1:37.941 | 10 | 1:38.020 | 14 | 1:38.207 | 13 | 1:38.371 | 9 |
| 4 | 19 | Noel Leon | | MEX | | Team Motopark | | Dallara F320 Spiess | 1:37.760 | 6 | 1:37.833 | 10 | 1:38.022 | 9 | 1:38.042 | 7 | 1:38.406 | 4 |
| 5 | 23 | Bryce Aron | | USA | | Team Motopark | | Dallara F320 Spiess | 1:37.765 | 9 | 1:38.084 | 8 | 1:38.101 | 7 | 1:38.191 | 6 | 1:38.425 | 5 |
| 6 | 73 | Cian Shields | | GBR | | Team Motopark | | Dallara F320 Spiess | 1:38.054 | 12 | 1:38.209 | 11 | 1:38.375 | 9 | 1:38.454 | 10 | 1:39.047 | 4 |
| 7 | 26 | Jakob Bergmeister | | DEU | R 1 | Team Motopark | | Dallara F320 Spiess | 1:38.520 | 12 | 1:38.766 | 10 | 1:39.170 | 11 | 1:39.725 | 4 | 1:40.267 | 8 |
| 8 | 10 | Juju Noda | | JPN | R 2 | Noda Racing | | Dallara F320 Spiess | 1:38.917 | 12 | 1:39.155 | 13 | 1:39.739 | 5 | 1:40.181 | 11 | 1:40.238 | 4 |
| 9 | 212 | Paolo Brajnik | | SRB | GC 1 | NV Racing | | Dallara F320 Spiess | 1:40.035 | 10 | 1:40.301 | 9 | 1:40.662 | 8 | 1:40.831 | 6 | 1:40.985 | 15 |
| 10 | 7 | Vladimir Netusil | | CZE | GC 2 | Effective Racing | | Dallara F320 HWA | | | | | | | | | | |





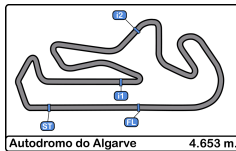
Autodromo Int. do Algarve
Euroformula Open
Qualifying
Best 5 Top Speeds



Autodromo do Algarve 4.653 m.

| Clas | Nº | Driver | Nat | Cat | Cls | Team | Nat | Vehicle | Top 1 | | Top 2 | | Top 3 | | Top 4 | | Top 5 | | Avg |
|------|-----|---------------------|-----|-----|------|-------------------------|-----|---------------------|-------|-----|-------|-----|-------|-----|-------|-----|-------|-----|-------|
| | | | | | | | | | Km/h | Lap | Km/h | Lap | Km/h | Lap | Km/h | Lap | Km/h | Lap | |
| 1 | 77 | Tim Tramnitz | | BEU | | CryptoTower Racing Team | | Dallara F320 Spiess | 241.6 | 8 | 239.4 | 10 | 238.9 | 12 | 237.8 | 9 | 237.3 | 6 | 239.0 |
| 2 | 19 | Noel Leon | | MEX | | Team Motopark | | Dallara F320 Spiess | 240.0 | 10 | 239.4 | 9 | 237.8 | 6 | 237.8 | 11 | 237.3 | 4 | 238.5 |
| 3 | 23 | Bryce Aron | | USA | | Team Motopark | | Dallara F320 Spiess | 240.0 | 9 | 238.9 | 8 | 238.9 | 10 | 237.8 | 5 | 237.8 | 6 | 238.7 |
| 4 | 73 | Cian Shields | | GBR | | Team Motopark | | Dallara F320 Spiess | 240.0 | 13 | 238.9 | 11 | 238.4 | 5 | 238.4 | 12 | 237.8 | 14 | 238.7 |
| 5 | 15 | Enzo Trulli | | ITA | | CryptoTower Racing Team | | Dallara F320 Spiess | 239.4 | 12 | 238.9 | 11 | 238.4 | 14 | 237.8 | 10 | 237.8 | 13 | 238.5 |
| 6 | 26 | Jakob Bergmeister | | BEU | R 1 | Team Motopark | | Dallara F320 Spiess | 237.8 | 12 | 236.8 | 10 | 236.8 | 13 | 236.3 | 5 | 236.3 | 9 | 236.8 |
| 7 | 84 | Francesco Simonazzi | | ITA | | BVM Racing | | Dallara F320 Spiess | 237.8 | 12 | 237.3 | 13 | 236.8 | 14 | 236.3 | 10 | 236.3 | 11 | 236.9 |
| 8 | 10 | Juju Noda | | JPN | R 2 | Noda Racing | | Dallara F320 Spiess | 237.3 | 12 | 236.3 | 13 | 236.3 | 14 | 233.7 | 5 | 233.7 | 6 | 235.5 |
| 9 | 212 | Paolo Brajnik | | SRB | GC 1 | NV Racing | | Dallara F320 Spiess | 236.3 | 9 | 235.8 | 8 | 235.8 | 10 | 235.8 | 13 | 235.8 | 14 | 235.9 |



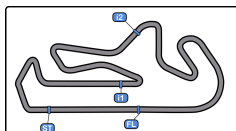


Autodromo Int. do Algarve
Euroformula Open
Qualifying
Fastest Laps Sequence



| Lap | Time of Day | Session Time | Nº Driver | Nat | Cat | Team | Nat | Vehicle | Time | Km/h |
|-----|--------------|--------------|------------------------|-----|-----|-------------------------|-----|---------------------|----------|-------|
| 2 | 10:38:40.102 | 3:40.102 | 84 Francesco Simonazzi | ITA | ITA | BVM Racing | ITA | Dallara F320 Spiess | 1:40.345 | 166.9 |
| 3 | 10:40:20.242 | 5:20.242 | 84 Francesco Simonazzi | ITA | ITA | BVM Racing | ITA | Dallara F320 Spiess | 1:40.140 | 167.2 |
| 3 | 10:40:36.887 | 5:36.887 | 15 Enzo Trulli | ITA | ITA | CryptoTower Racing Team | JPN | Dallara F320 Spiess | 1:38.995 | 169.2 |
| 4 | 10:42:15.501 | 7:15.501 | 15 Enzo Trulli | ITA | ITA | CryptoTower Racing Team | JPN | Dallara F320 Spiess | 1:38.614 | 169.8 |
| 4 | 10:50:20.437 | 15:20.437 | 19 Noel Leon | MEX | DEU | Team Motopark | DEU | Dallara F320 Spiess | 1:38.406 | 170.2 |
| 5 | 10:51:37.246 | 16:37.246 | 77 Tim Tramnitz | DEU | DEU | CryptoTower Racing Team | JPN | Dallara F320 Spiess | 1:38.112 | 170.7 |
| 6 | 10:53:15.199 | 18:15.199 | 77 Tim Tramnitz | DEU | DEU | CryptoTower Racing Team | JPN | Dallara F320 Spiess | 1:37.953 | 171.0 |
| 6 | 10:53:37.942 | 18:37.942 | 19 Noel Leon | MEX | DEU | Team Motopark | DEU | Dallara F320 Spiess | 1:37.760 | 171.3 |
| 9 | 10:54:07.251 | 19:07.251 | 15 Enzo Trulli | ITA | ITA | CryptoTower Racing Team | JPN | Dallara F320 Spiess | 1:37.689 | 171.4 |
| 11 | 10:57:22.549 | 22:22.549 | 15 Enzo Trulli | ITA | ITA | CryptoTower Racing Team | JPN | Dallara F320 Spiess | 1:37.454 | 171.8 |
| 13 | 11:00:42.549 | 25:42.549 | 15 Enzo Trulli | ITA | ITA | CryptoTower Racing Team | JPN | Dallara F320 Spiess | 1:37.194 | 172.3 |





Autodromo do Algarve 4.653 m.

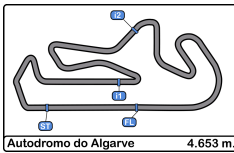
Autodromo Int. do Algarve Euroformula Open Qualifying



Event Best Maximum Speed

| Nº | Driver | Nat | Cat | Clas | Team | Nat | Vehicle | Km/h | Session |
|-----|---------------------|-----|-----|------|-------------------------|-----|---------------------|-------|-------------------|
| 23 | Bryce Aron | USA | | | Team Motopark | DEU | Dallara F320 Spiess | 251.1 | Private test - 2 |
| 26 | Jakob Bergmeister | DEU | R | 1 | Team Motopark | DEU | Dallara F320 Spiess | 251.1 | Free Practice - 2 |
| 73 | Cian Shields | GBR | | | Team Motopark | DEU | Dallara F320 Spiess | 250.5 | Private test - 2 |
| 84 | Francesco Simonazzi | ITA | | | BVM Racing | ITA | Dallara F320 Spiess | 248.2 | Private test - 2 |
| 77 | Tim Tramnitz | DEU | | | CryptoTower Racing Team | JPN | Dallara F320 Spiess | 248.2 | Free Practice - 2 |
| 7 | Vladimir Netusil | CZE | GC | 1 | Effective Racing | CZE | Dallara F320 HWA | 247.7 | Free Practice - 1 |
| 19 | Noel Leon | MEX | | | Team Motopark | DEU | Dallara F320 Spiess | 247.1 | Free Practice - 2 |
| 15 | Enzo Trulli | ITA | | | CryptoTower Racing Team | JPN | Dallara F320 Spiess | 246.5 | Free Practice - 2 |
| 10 | Juju Noda | JPN | R | 2 | Noda Racing | JPN | Dallara F320 Spiess | 244.8 | Private test - 1 |
| 212 | Paolo Brajnik | SRB | GC | 2 | NV Racing | SRB | Dallara F320 Spiess | 244.3 | Free Practice - 2 |





Autodromo Int. do Algarve
Euroformula Open
Qualifying
Pit Stop Analysis



10 Juju Noda Dallara F320 Spiess
 Rookie Noda Racing

| Nº | In Day Time | In Time | Out Time | Pit Time | T. Pit Time | Handicap | Diff. |
|----|--------------|--------------|--------------|----------|-------------|----------|-------|
| 1 | 10:46:09.919 | 10:46:09.919 | 10:48:05.173 | 1:55.254 | 1:55.254 | | |

15 Enzo Trulli Dallara F320 Spiess
 CryptoTower Racing Team

| Nº | In Day Time | In Time | Out Time | Pit Time | T. Pit Time | Handicap | Diff. |
|----|--------------|--------------|--------------|----------|-------------|----------|-------|
| 1 | 10:43:58.175 | 10:43:58.175 | 10:47:15.419 | 3:17.244 | 3:17.244 | | |

26 Jakob Bergmeister Dallara F320 Spiess
 Rookie Team Motopark

| Nº | In Day Time | In Time | Out Time | Pit Time | T. Pit Time | Handicap | Diff. |
|----|--------------|--------------|--------------|----------|-------------|----------|-------|
| 1 | 10:44:09.947 | 10:44:09.947 | 10:46:56.633 | 2:46.686 | 2:46.686 | | |

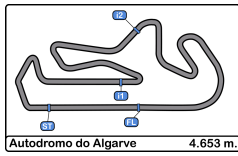
73 Cian Shields Dallara F320 Spiess
 Team Motopark

| Nº | In Day Time | In Time | Out Time | Pit Time | T. Pit Time | Handicap | Diff. |
|----|--------------|--------------|--------------|----------|-------------|----------|-------|
| 1 | 10:44:18.154 | 10:44:18.154 | 10:47:00.314 | 2:42.160 | 2:42.160 | | |

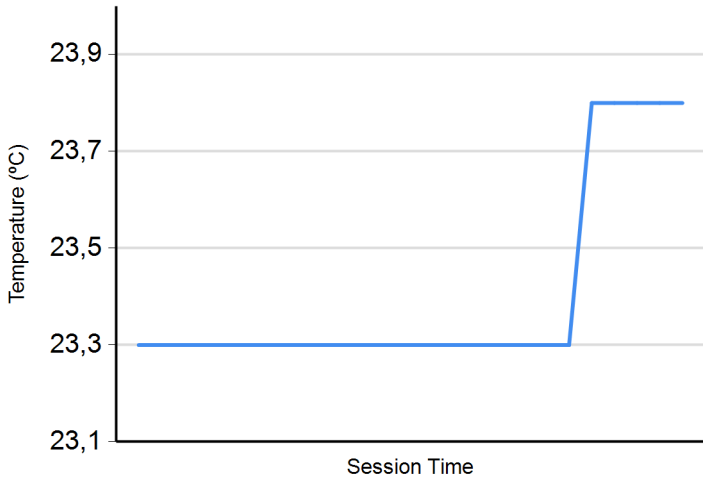
84 Francesco Simonazzi Dallara F320 Spiess
 BVM Racing

| Nº | In Day Time | In Time | Out Time | Pit Time | T. Pit Time | Handicap | Diff. |
|----|--------------|--------------|--------------|----------|-------------|----------|-------|
| 1 | 10:43:40.303 | 10:43:40.303 | 10:46:07.357 | 2:27.054 | 2:27.054 | | |

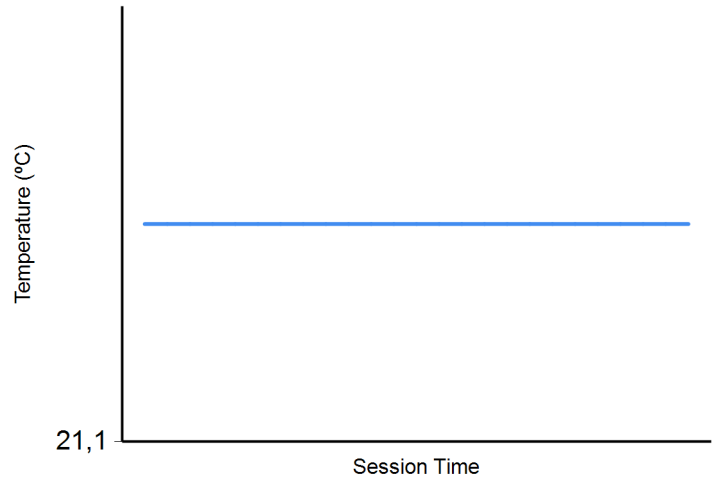




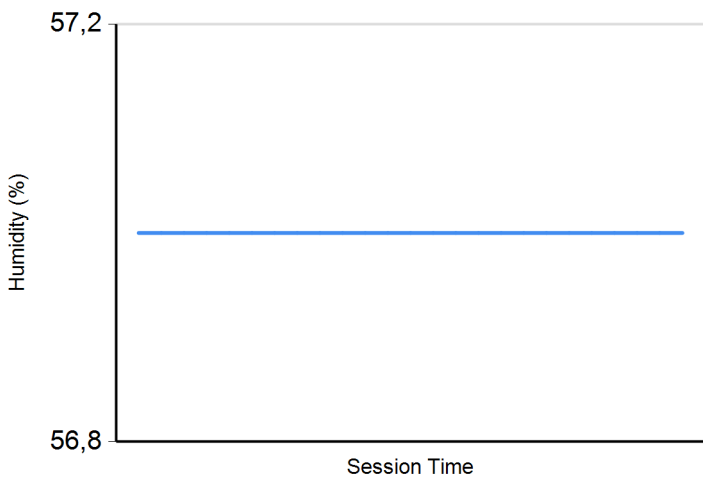
Air Temperature



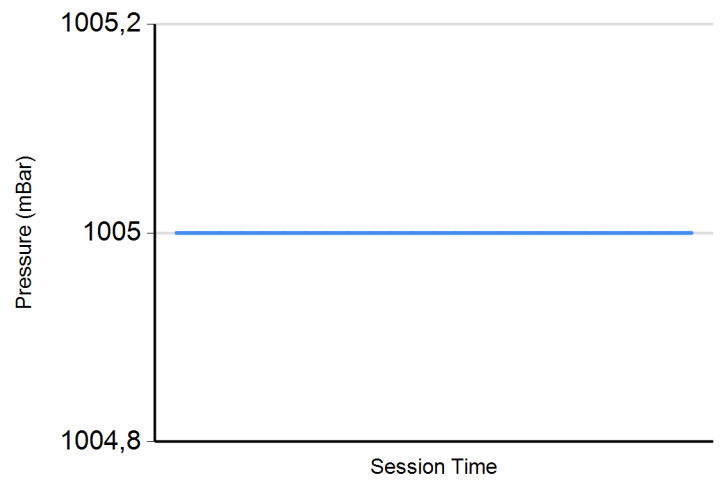
Track Temperature



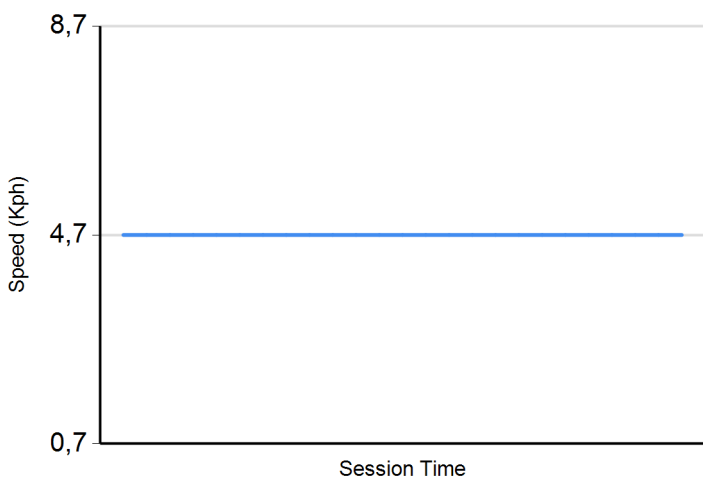
Humidity



Pressure



Wind Speed



Wind direction

