

Autodromo Int. do Algarve
Euroformula Open
Free Practice - 1
Provisional Results



Clas	Nº	Driver	Nat	Cat	Clas	Team	Nat	Vehicle	Laps	Best	Time	Gap	Interval	Km/h
1	19	Noel Leon	MEX			Team Motopark	DEU	Dallara F320 Spiess	12	8	1:36.357			173.8
2	77	Tim Tramnitz	DEU			CryptoTower Racing Team	JPN	Dallara F320 Spiess	17	9	1:36.728	0.371	0.371	173.1
3	84	Francesco Simonazzi	ITA			BVM Racing	ITA	Dallara F320 Spiess	17	16	1:36.866	0.509	0.138	172.9
4	15	Enzo Trulli	ITA			CryptoTower Racing Team	JPN	Dallara F320 Spiess	16	13	1:36.950	0.593	0.084	172.7
5	23	Bryce Aron	USA			Team Motopark	DEU	Dallara F320 Spiess	12	8	1:37.181	0.824	0.231	172.3
6	73	Cian Shields	GBR			Team Motopark	DEU	Dallara F320 Spiess	10	9	1:37.206	0.849	0.025	172.3
7	26	Jakob Bergmeister	DEU	R	1	Team Motopark	DEU	Dallara F320 Spiess	18	10	1:37.489	1.132	0.283	171.8
8	10	Juju Noda	JPN	R	2	Noda Racing	JPN	Dallara F320 Spiess	19	16	1:37.588	1.231	0.099	171.6
9	7	Vladimir Netusil	CZE	GC	1	Effective Racing	CZE	Dallara F320 HWA	21	18	1:38.840	2.483	1.252	169.4
10	212	Paolo Brajnik	SRB	GC	2	NV Racing	SRB	Dallara F320 Spiess	9	6	1:41.848	5.491	3.008	164.4

*** PENALTIES**

- CAR 212 TIME 1:41.844 DELETED TRACK LIMITS AT T 5
- CAR 10 TIME 1:40.407 DELETED TRACK LIMITS AT T 5
- CAR 212 TIME 1:43.591 DELETED TRACK LIMITS AT T 5
- CAR 7 TIME 1:39.898 DELETED TRACK LIMITS AT T 5
- CAR 10 TIME 1:38.986 DELETED TRACK LIMITS AT T 5
- CAR 77 TIME 1:51.242 DELETED TRACK LIMITS AT T 5
- CAR 77 TIME 1:37.590 DELETED TRACK LIMITS AT T 5
- CAR 10 TIME 1:38.217 DELETED TRACK LIMITS AT T 5
- CAR 15 TIME 1:37.373 DELETED TRACK LIMITS AT T 5
- CAR 7 TIME 1:39.574 DELETED TRACK LIMITS AT T 5

Published at:.....

Track Temp: **24.7 °C** Air Temp: **21.6 °C** Humidity: **46 %** Track Status: **DRY**

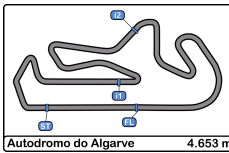
Race Director:

Neus Santamaria Sanromà
 DPB-0819-ESP/CAT

Timekeeper:

Luis Angel García Nuñez
 JOB-1605-ESP/M





Autodromo Int. do Algarve
Euroformula Open
Free Practice - 1



Provisional Results by Category

Clas	Nº	Driver	Nat	Cat	Clas	Team	Nat	Vehicle	Laps	Best	Time	Gap	Interval	Km/h
1	19	Noel Leon	MEX			Team Motopark	DEU	Dallara F320 Spiess	12	8	1:36.357			173.8
2	77	Tim Tramnitz	DEU			CryptoTower Racing Team	JPN	Dallara F320 Spiess	17	9	1:36.728	0.371	0.371	173.1
3	84	Francesco Simonazzi	ITA			BVM Racing	ITA	Dallara F320 Spiess	17	16	1:36.866	0.509	0.138	172.9
4	15	Enzo Trulli	ITA			CryptoTower Racing Team	JPN	Dallara F320 Spiess	16	13	1:36.950	0.593	0.084	172.7
5	23	Bryce Aron	USA			Team Motopark	DEU	Dallara F320 Spiess	12	8	1:37.181	0.824	0.231	172.3
6	73	Cian Shields	GBR			Team Motopark	DEU	Dallara F320 Spiess	10	9	1:37.206	0.849	0.025	172.3

Rookie

Clas	Nº	Driver	Nat	Cat	Clas	Team	Nat	Vehicle	Laps	Best	Time	Gap	Interval	Km/h
1	26	Jakob Bergmeister	DEU	R	1	Team Motopark	DEU	Dallara F320 Spiess	18	10	1:37.489			171.8
2	10	Juju Noda	JPN	R	2	Noda Racing	JPN	Dallara F320 Spiess	19	16	1:37.588	0.099	0.099	171.6

GC

Clas	Nº	Driver	Nat	Cat	Clas	Team	Nat	Vehicle	Laps	Best	Time	Gap	Interval	Km/h
1	7	Vladimir Netusil	CZE	GC	1	Effective Racing	CZE	Dallara F320 HWA	21	18	1:38.840			169.4
2	212	Paolo Brajnik	SRB	GC	2	NV Racing	SRB	Dallara F320 Spiess	9	6	1:41.848	3.008	3.008	164.4

*** PENALTIES**

- CAR 212 TIME 1:41.844 DELETED TRACK LIMITS AT T 5
- CAR 10 TIME 1:40.407 DELETED TRACK LIMITS AT T 5
- CAR 212 TIME 1:43.591 DELETED TRACK LIMITS AT T 5
- CAR 7 TIME 1:39.898 DELETED TRACK LIMITS AT T 5
- CAR 10 TIME 1:38.986 DELETED TRACK LIMITS AT T 5
- CAR 77 TIME 1:51.242 DELETED TRACK LIMITS AT T 5
- CAR 77 TIME 1:37.590 DELETED TRACK LIMITS AT T 5
- CAR 10 TIME 1:38.217 DELETED TRACK LIMITS AT T 5
- CAR 15 TIME 1:37.373 DELETED TRACK LIMITS AT T 5
- CAR 7 TIME 1:39.574 DELETED TRACK LIMITS AT T 5

Published at:.....

Track Temp: **24.7 °C** Air Temp: **21.6 °C** Humidity: **46 %** Track Status: **DRY**

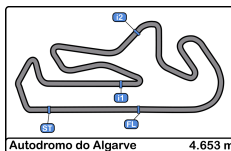
Race Director:

Neus Santamaría Sanromà
 DPB-0819-ESP/CAT

Timekeeper:

Luis Angel García Nuñez
 JOB-1605-ESP/M





Autodromo Int. do Algarve
Euroformula Open
Free Practice - 1
Lap Analysis



7 Vladimir Netusil Dallara F320 HWA **15** Enzo Trulli Dallara F320 Spiess

GC							Effective Racing					CryptoTower Racing Team			
Lap	D	Time	Sector 1	Sector 2	Sector 3	T. Spd	Elapsed	Lap	D	Time	Sector 1	Sector 2	Sector 3	T. Spd	Elapsed
1		10:00:27.460 P	9:59:05.731	35.931	45.798		10:00:27.460	1		10:03:40.799	10:02:18.256	39.791	42.752		10:03:40.799
2		2:32.299	1:21.285	33.775	37.239		10:02:59.759	2		1:49.122	37.057	34.602	37.463	203.0	10:05:29.921
3		1:41.726	32.634	32.126	36.966	234.2	10:04:41.485	3		1:40.792	32.832	32.143	35.817	229.7	10:07:10.713
4		1:40.167	32.057	31.667	36.443	236.3	10:06:21.652	4		1:37.568	31.300	30.911	35.357	240.5	10:08:48.281
5		1:40.079	31.901	31.680	36.498	239.4	10:08:01.731	5		1:37.410	31.131	30.901	35.378	242.1	10:10:25.691
6		1:39.898	31.846	31.889	36.163	239.4	10:09:41.629	6		1:37.063	31.008	30.772	35.283	242.6	10:12:02.754
7		1:39.618	31.702	31.593	36.323	239.4	10:11:21.247	7		1:57.582	39.888	40.656	37.038	228.3	10:14:00.336
8		1:46.080 P	31.755	31.295	43.030	240.0	10:13:07.327	8		1:51.313	30.943	39.551	40.819	242.1	10:15:51.649
9		7:08.370	5:57.144	33.881	37.345		10:20:15.697	9		1:36.989	30.955	30.785	35.249	243.2	10:17:28.638
10		1:40.015	31.985	31.744	36.286	237.8	10:21:55.712	10		1:48.419 P	30.938	33.502	43.979	243.7	10:19:17.057
11		1:39.524	31.732	31.730	36.062	239.4	10:23:35.236	11		10:03.145	8:55.848	31.445	35.852		10:29:20.202
12		1:39.255	31.870	31.322	36.063	237.3	10:25:14.491	12		1:37.373	31.056	30.876	35.441	240.5	10:30:57.575
13		1:38.895	31.467	31.290	36.138	240.5	10:26:53.386	13		1:36.950	30.973	30.656	35.321	240.0	10:32:34.525
14		1:41.314	31.605	33.238	36.471	241.6	10:28:34.700	14		1:47.273 P	30.963	30.564	45.746	241.0	10:34:21.798
15		1:39.902	32.488	31.276	36.138	247.7	10:30:14.602	15		2:36.860 P	1:19.712	34.889	42.259		10:36:58.658
16		1:39.028	31.574	31.366	36.088	238.4	10:31:53.630	16		2:38.314 P	1:24.249	32.114	41.951		10:39:36.972
17		1:39.135	31.554	31.378	36.203	238.4	10:33:32.765	19 Noel Leon Dallara F320 Spiess							
18		1:38.840	31.642	31.231	35.967	238.9	10:35:11.605	Team Motopark							
19		1:39.574	31.585	31.328	36.661	238.9	10:36:51.179								
20		1:38.972	31.622	31.138	36.212	238.9	10:38:30.151								
21		1:51.201 P	32.034	33.474	45.693	238.9	10:40:21.352								

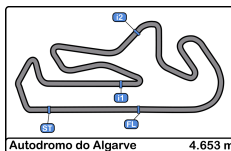
10 Juju Noda Dallara F320 Spiess

Rookie							Noda Racing								
Lap	D	Time	Sector 1	Sector 2	Sector 3	T. Spd	Elapsed	Lap	D	Time	Sector 1	Sector 2	Sector 3	T. Spd	Elapsed
1		10:02:04.232	10:00:44.781	38.855	40.596		10:02:04.232	1		10:04:08.623	10:02:53.577	35.681	39.365		10:04:08.623
2		1:47.045	35.507	33.743	37.795	234.2	10:03:51.277	2		1:45.733	34.273	34.004	37.456	223.6	10:05:54.356
3		1:43.001	32.828	32.268	37.905	236.3	10:05:34.278	3		1:41.618	32.764	32.580	36.274	231.2	10:07:35.974
4		1:40.407	32.525	31.656	36.226	238.4	10:07:14.685	4		1:37.217	31.119	30.809	35.289	239.4	10:09:13.191
5		1:39.302	31.808	31.606	35.888	239.4	10:08:53.987	5		1:45.332	30.954	35.712	38.666	241.0	10:10:58.523
6		1:38.986	31.665	31.349	35.972	239.4	10:10:32.973	6		1:36.885	31.013	30.636	35.236	241.0	10:12:35.408
7		1:42.887	33.962	32.693	36.232	239.4	10:12:15.860	7		1:36.650	30.772	30.697	35.181	243.2	10:14:12.058
8		1:39.013	31.670	31.415	35.928	239.4	10:13:54.873	8		1:36.357	30.630	30.483	35.244	245.4	10:15:48.415
9		1:38.247	31.441	31.086	35.690	238.9	10:15:33.090	9		2:01.253 P	34.590	38.296	48.367	246.0	10:17:49.668
10		1:38.167	31.267	31.204	35.696	237.8	10:17:11.257	10		7:15.128	6:03.663	34.446	37.019		10:25:04.796
11		1:49.346 P	31.594	32.771	44.981	238.4	10:19:00.603	11		1:46.564 P	32.618	32.213	41.733	236.8	10:26:51.360
12		9:33.777	8:23.076	34.107	36.594		10:28:34.380	12		2:19.941 P	1:05.753	32.231	41.957		10:29:11.301
13		1:47.381	37.429	33.488	36.464	236.3	10:30:21.761	23 Bryce Aron Dallara F320 Spiess							
14		1:38.446	31.532	31.173	35.741	237.8	10:32:00.207	Team Motopark							
15		1:38.174	31.325	30.972	35.877	238.4	10:33:38.381								
16		1:37.588	31.198	30.873	35.517	239.4	10:35:15.969								
17		1:37.938	31.180	30.955	35.803	238.9	10:36:53.907								
18		1:37.782	31.290	31.049	35.443	240.5	10:38:31.689								
19		1:51.840 P	33.270	34.259	44.311	240.5	10:40:23.529								

23 Bryce Aron Dallara F320 Spiess

Team Motopark							
Lap	D	Time	Sector 1	Sector 2	Sector 3	T. Spd	Elapsed
1		10:04:22.626	10:03:08.182	35.699	38.745		10:04:22.626
2		1:45.710	35.078	33.665	36.967	217.3	10:06:08.336
3		1:40.421	32.853	31.774	35.794	222.2	10:07:48.757
4		1:37.662	31.129	30.943	35.590	242.6	10:09:26.419
5		1:37.314	30.897	30.765	35.652	242.6	10:11:03.733
6		1:37.264	30.931	30.901	35.432	243.2	10:12:40.997
7		1:43.935	31.467	35.036	37.432	243.2	10:14:24.932
8		1:37.181	31.023	30.743	35.415	241.6	10:16:02.113
9		1:45.996 P	30.929	30.745	44.322	242.6	10:17:48.109
10		8:59.396	7:37.322	38.795	43.279		10:26:47.505
11		1:53.321 P	34.069	33.591	45.661	237.8	10:28:40.826
12		2:28.304 P	1:09.208	34.895	44.201		10:31:09.130





Autodromo Int. do Algarve
Euroformula Open
Free Practice - 1
Lap Analysis



26 Jakob Bergmeister Dallara F320 Spiess **84** Francesco Simonazzi Dallara F320 Spiess
 Rookie Team Motopark BVM Racing

Lap	D	Time	Sector 1	Sector 2	Sector 3	T. Spd	Elapsed	Lap	D	Time	Sector 1	Sector 2	Sector 3	T. Spd	Elapsed
1		10:03:42.539	10:02:19.272	40.512	42.755		10:03:42.539	1		10:01:36.467	10:00:23.435	34.531	38.501		10:01:36.467
2		1:53.949	37.192	35.527	41.230	197.4	10:05:36.488	2		2:07.675 P	38.763	35.316	53.596	224.0	10:03:44.142
3		1:42.934	33.471	33.010	36.453	219.9	10:07:19.422	3		2:26.983	1:19.458	31.562	35.963		10:06:11.125
4		1:39.293	31.565	31.756	35.972	242.6	10:08:58.715	4		1:38.708	31.779	31.225	35.704	243.2	10:07:49.833
5		1:38.636	31.422	31.346	35.868	242.1	10:10:37.351	5		1:37.538	31.086	30.935	35.517	245.4	10:09:27.371
6		1:50.704	34.183	39.885	36.636	242.6	10:12:28.055	6		1:43.555 P	30.936	30.874	41.745	246.0	10:11:10.926
7		1:38.939	31.635	31.247	36.057	240.0	10:14:06.994	7		9:09.131	7:51.818	39.077	38.236		10:20:20.057
8		1:38.357	31.432	31.254	35.671	241.6	10:15:45.351	8		1:43.880	33.256	33.629	36.995	239.4	10:22:03.937
9		1:38.026	31.265	30.989	35.772	242.1	10:17:23.377	9		1:51.725	33.310	39.677	38.738	241.6	10:23:55.662
10		1:37.489	31.098	30.924	35.467	243.2	10:19:00.866	10		1:37.214	31.078	30.790	35.346	243.2	10:25:32.876
11		1:48.428 P	31.123	32.981	44.324	242.1	10:20:49.294	11		1:36.880	30.842	30.682	35.356	242.6	10:27:09.756
12		7:06.592	5:54.873	35.178	36.541		10:27:55.886	12		1:37.064	30.801	30.767	35.496	242.6	10:28:46.820
13		1:39.552	31.478	31.975	36.099	240.0	10:29:35.438	13		1:51.196 P	31.033	37.337	42.826	243.2	10:30:38.016
14		1:38.277	31.368	31.096	35.813	240.5	10:31:13.715	14		4:11.444	3:03.534	32.298	35.612		10:34:49.460
15		1:40.277	31.186	32.983	36.108	241.6	10:32:53.992	15		1:36.979	30.855	30.624	35.500	241.0	10:36:26.439
16		1:37.931	31.277	30.986	35.668	240.5	10:34:31.923	16		1:36.866	30.877	30.697	35.292	242.1	10:38:03.305
17		1:48.855 P	32.296	31.756	44.803	240.0	10:36:20.778	17		1:42.314 P	30.916	30.731	40.667	242.1	10:39:45.619
18		2:33.428 P	1:14.742	31.822	46.864		10:38:54.206								

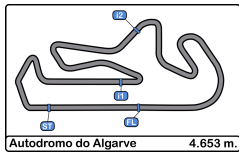
73 Cian Shields Dallara F320 Spiess **212** Paolo Brajnik Dallara F320 Spiess
 Team Motopark GC NV Racing

Lap	D	Time	Sector 1	Sector 2	Sector 3	T. Spd	Elapsed	Lap	D	Time	Sector 1	Sector 2	Sector 3	T. Spd	Elapsed
1		10:04:45.641	10:03:24.191	38.850	42.600		10:04:45.641	1		10:01:43.445	10:00:26.180	36.304	40.961		10:01:43.445
2		1:50.114	35.438	36.170	38.506	212.1	10:06:35.755	2		1:47.279	34.392	34.150	38.737	216.4	10:03:30.724
3		1:47.449	34.482	35.221	37.746	227.8	10:08:23.204	3		1:42.587	32.673	32.225	37.689	235.8	10:05:13.311
4		1:38.512	31.643	31.135	35.734	241.0	10:10:01.716	4		1:41.844	32.462	32.473	36.909	237.8	10:06:55.155
5		1:37.690	31.235	30.966	35.489	241.0	10:11:39.406	5		1:43.594	32.352	32.348	38.891	238.9	10:08:38.746
6		1:37.456	31.182	30.847	35.427	241.0	10:13:16.862	6		1:41.848	32.323	32.652	36.873	240.0	10:10:20.594
7		1:37.238	31.085	30.852	35.301	241.6	10:14:54.100	7		2:13.818 P	48.773	34.221	50.824	240.0	10:12:34.412
8		1:54.158	35.916	37.501	40.741	230.7	10:16:48.258	8		10:54.198 P	9:24.229	41.264	48.705		10:23:28.610
9		1:37.206	31.050	30.907	35.249	241.6	10:18:25.464	9		6:27.689 P	4:53.823	40.978	52.888		10:29:56.299
10		1:57.425 P	34.947	36.120	46.358	242.6	10:20:22.889								

77 Tim Tramnitz Dallara F320 Spiess
 CryptoTower Racing Team

Lap	D	Time	Sector 1	Sector 2	Sector 3	T. Spd	Elapsed
1		10:04:01.680	10:02:43.686	36.307	41.687		10:04:01.680
2		1:45.809	34.981	33.134	37.694	216.0	10:05:47.489
3		1:39.791	32.596	31.439	35.756	224.0	10:07:27.280
4		1:37.395	31.091	30.857	35.447	242.1	10:09:04.675
5		1:37.174	31.024	30.686	35.464	242.1	10:10:41.849
6		1:51.242	30.988	42.520	37.734	242.6	10:12:33.091
7		1:37.690	30.934	30.996	35.660	241.6	10:14:10.681
8		1:36.869	30.910	30.697	35.262	243.2	10:15:47.550
9		1:36.728	30.881	30.563	35.284	244.8	10:17:24.278
10		1:50.430 P	31.452	32.047	46.931	246.5	10:19:14.708
11		4:39.484	3:30.998	32.310	36.176		10:23:54.192
12		1:46.001 P	31.155	30.776	44.070	241.6	10:25:40.193
13		2:33.004	1:25.356	31.934	35.714		10:28:13.197
14		1:46.478 P	31.050	30.785	44.643	241.0	10:29:59.675
15		2:17.523	1:10.561	31.589	35.373		10:32:17.198
16		1:44.465 P	30.952	30.767	42.746	242.1	10:34:01.663
17		2:25.678 P	1:13.452	30.800	41.426		10:36:27.341



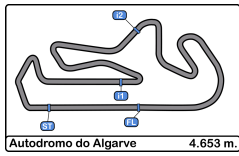


Autodromo Int. do Algarve
Euroformula Open
Free Practice - 1
Best Sectors Results



Sector - 1			Sector - 2			Sector - 3			Ideal Lap vs Best Lap						
Clas	Nº	Driver	Time	Nº	Driver	Time	Nº	Driver	Time	Clas	Nº	Driver	Ideal Lap	Best Lap	Clas
1	19	Noel Leon	30.630	19	Noel Leon	30.483	19	Noel Leon	35.181	1	19	Noel Leon	1:36.294	1:36.357	1
2	84	Francesco Simonazzi	30.801	77	Tim Tramnitz	30.563	15	Enzo Trulli	35.249	2	77	Tim Tramnitz	1:36.706	1:36.728	2
3	77	Tim Tramnitz	30.881	15	Enzo Trulli	30.564	73	Cian Shields	35.249	3	84	Francesco Simonazzi	1:36.717	1:36.866	3
4	23	Bryce Aron	30.897	84	Francesco Simonazzi	30.624	77	Tim Tramnitz	35.262	4	15	Enzo Trulli	1:36.751	1:36.950	4
5	15	Enzo Trulli	30.938	23	Bryce Aron	30.743	84	Francesco Simonazzi	35.292	5	23	Bryce Aron	1:37.055	1:37.181	5
6	73	Cian Shields	31.050	73	Cian Shields	30.847	23	Bryce Aron	35.415	6	73	Cian Shields	1:37.146	1:37.206	6
7	26	Jakob Bergmeister	31.098	10	Juju Noda	30.873	10	Juju Noda	35.443	7	26	Jakob Bergmeister	1:37.489	1:37.489	7
8	10	Juju Noda	31.180	26	Jakob Bergmeister	30.924	26	Jakob Bergmeister	35.467	8	10	Juju Noda	1:37.496	1:37.588	8
9	7	Vladimir Netusil	31.467	7	Vladimir Netusil	31.138	7	Vladimir Netusil	35.967	9	7	Vladimir Netusil	1:38.572	1:38.840	9
10	21	Paolo Brajnik	32.323	212	Paolo Brajnik	32.225	212	Paolo Brajnik	36.873	10	212	Paolo Brajnik	1:41.421	1:41.848	10



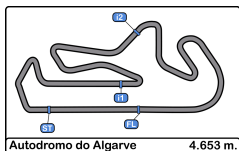


Autodromo Int. do Algarve
Euroformula Open
Free Practice - 1
Best 5 Lap Times



Cls	Nº	Driver	Nat	Cat	Cls	Team	Nat	Vehicle	Best 1		Best 2		Best 3		Best 4		Best 5	
									Time	Lap	Time	Lap	Time	Lap	Time	Lap	Time	Lap
1	19	Noel Leon	MEX			Team Motopark	DEU	Dallara F320 Spiess	1:36.357	8	1:36.650	7	1:36.885	6	1:37.217	4	1:41.618	3
2	77	Tim Tramnitz	DEU			CryptoTower Racing	JPN	Dallara F320 Spiess	1:36.728	9	1:36.869	8	1:37.174	5	1:37.395	4	1:39.791	3
3	84	Francesco	ITA			BVM Racing	ITA	Dallara F320 Spiess	1:36.866	16	1:36.880	11	1:36.979	15	1:37.064	12	1:37.214	10
4	15	Enzo Trulli	ITA			CryptoTower Racing	JPN	Dallara F320 Spiess	1:36.950	13	1:36.989	9	1:37.063	6	1:37.410	5	1:37.568	4
5	23	Bryce Aron	USA			Team Motopark	DEU	Dallara F320 Spiess	1:37.181	8	1:37.264	6	1:37.314	5	1:37.662	4	1:40.421	3
6	73	Cian Shields	GBR			Team Motopark	DEU	Dallara F320 Spiess	1:37.206	9	1:37.238	7	1:37.456	6	1:37.690	5	1:38.512	4
7	26	Jakob Bergmeister	DEU	R	1	Team Motopark	DEU	Dallara F320 Spiess	1:37.489	10	1:37.931	16	1:38.026	9	1:38.277	14	1:38.357	8
8	10	Juju Noda	JPN	R	2	Noda Racing	JPN	Dallara F320 Spiess	1:37.588	16	1:37.782	18	1:37.938	17	1:38.167	10	1:38.174	15
9	7	Vladimir Netusil	CZE	GC	1	Effective Racing	CZE	Dallara F320 HWA	1:38.840	18	1:38.895	13	1:38.972	20	1:39.028	16	1:39.135	17
10	212	Paolo Brajnik	SRB	GC	2	NV Racing	SRB	Dallara F320 Spiess	1:41.848	6	1:42.587	3	1:47.279	2	2:13.818	7	6:27.689	9





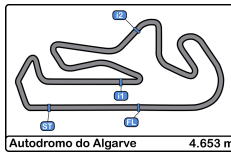
Autodromo Int. do Algarve
Euroformula Open
Free Practice - 1
Best 5 Top Speeds



Autodromo do Algarve 4.653 m.

Clas	Nº	Driver	Nat	Cat	Cls	Team	Nat	Vehicle	Top 1		Top 2		Top 3		Top 4		Top 5		Avg
									Km/h	Lap	Km/h	Lap	Km/h	Lap	Km/h	Lap	Km/h	Lap	
1	7	Vladimir Netusil	CZE	GC	1	Effective Racing	CZE	Dallara F320 HWA	247.7	15	241.6	14	240.5	13	240.0	8	239.4	5	241.8
2	77	Tim Tramnitz	DEU			CryptoTower Racing Team	DEU	Dallara F320 Spiess	246.5	10	244.8	9	243.2	8	242.6	6	242.1	4	243.9
3	19	Noel Leon	MEX			Team Motopark	DEU	Dallara F320 Spiess	246.0	9	245.4	8	243.2	7	241.0	5	241.0	6	243.3
4	84	Francesco Simonazzi	ITA			BVM Racing	ITA	Dallara F320 Spiess	246.0	6	245.4	5	243.2	4	243.2	10	243.2	13	244.2
5	15	Enzo Trulli	ITA			CryptoTower Racing Team	DEU	Dallara F320 Spiess	243.7	10	243.2	9	242.6	6	242.1	5	242.1	8	242.8
6	23	Bryce Aron	USA			Team Motopark	DEU	Dallara F320 Spiess	243.2	6	243.2	7	242.6	4	242.6	5	242.6	9	242.9
7	26	Jakob Bergmeister	DEU	R	1	Team Motopark	DEU	Dallara F320 Spiess	243.2	10	242.6	4	242.6	6	242.1	5	242.1	9	242.5
8	73	Cian Shields	GBR			Team Motopark	DEU	Dallara F320 Spiess	242.6	10	241.6	7	241.6	9	241.0	4	241.0	5	241.6
9	10	Juju Noda	JPN	R	2	Noda Racing	JPN	Dallara F320 Spiess	240.5	18	240.5	19	239.4	5	239.4	6	239.4	7	239.8
10	212	Paolo Brajnik	SRB	GC	2	NV Racing	SRB	Dallara F320 Spiess	240.0	6	240.0	7	238.9	5	237.8	4	235.8	3	238.5



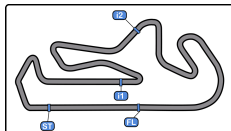


Autodromo Int. do Algarve
Euroformula Open
Free Practice - 1
Fastest Laps Sequence



Lap	Time of Day	Session Time	Nº Driver	Nat	Cat	Team	Nat	Vehicle	Time	Km/h
2	10:02:59.759	4:59.759	7 Vladimir Netusil	CZE	GC	Effective Racing	CZE	Dallara F320 HWA	2:32.299	109.9
2	10:03:30.724	5:30.724	212 Paolo Brajnik	SRB	GC	NV Racing	SRB	Dallara F320 Spiess	1:47.279	156.1
2	10:03:51.277	5:51.277	10 Juju Noda	JPN	R	Noda Racing	JPN	Dallara F320 Spiess	1:47.045	156.4
3	10:04:41.485	6:41.485	7 Vladimir Netusil	CZE	GC	Effective Racing	CZE	Dallara F320 HWA	1:41.726	164.6
4	10:06:21.652	8:21.652	7 Vladimir Netusil	CZE	GC	Effective Racing	CZE	Dallara F320 HWA	1:40.167	167.2
3	10:07:27.280	9:27.280	77 Tim Tramnitz	DEU		CryptoTower Racing Team	JPN	Dallara F320 Spiess	1:39.791	167.8
4	10:07:49.833	9:49.833	84 Francesco Simonazzi	ITA		BVM Racing	ITA	Dallara F320 Spiess	1:38.708	169.7
4	10:08:48.281	10:48.281	15 Enzo Trulli	ITA		CryptoTower Racing Team	JPN	Dallara F320 Spiess	1:37.568	171.6
4	10:09:04.675	11:04.675	77 Tim Tramnitz	DEU		CryptoTower Racing Team	JPN	Dallara F320 Spiess	1:37.395	171.9
4	10:09:13.191	11:13.191	19 Noel Leon	MEX		Team Motopark	DEU	Dallara F320 Spiess	1:37.217	172.3
5	10:10:41.849	12:41.849	77 Tim Tramnitz	DEU		CryptoTower Racing Team	JPN	Dallara F320 Spiess	1:37.174	172.3
6	10:12:02.754	14:02.754	15 Enzo Trulli	ITA		CryptoTower Racing Team	JPN	Dallara F320 Spiess	1:37.063	172.5
6	10:12:35.408	14:35.408	19 Noel Leon	MEX		Team Motopark	DEU	Dallara F320 Spiess	1:36.885	172.8
7	10:14:12.058	16:12.058	19 Noel Leon	MEX		Team Motopark	DEU	Dallara F320 Spiess	1:36.650	173.3
8	10:15:48.415	17:48.415	19 Noel Leon	MEX		Team Motopark	DEU	Dallara F320 Spiess	1:36.357	173.8





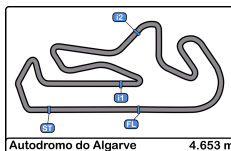
Autodromo do Algarve 4.653 m.

Autodromo Int. do Algarve
Euroformula Open
Free Practice - 1
Event Best Maximum Speed



Nº	Driver	Nat	Cat	Clas	Team	Nat	Vehicle	Km/h	Session
23	Bryce Aron		USA		Team Motopark		DEU Dallara F320 Spiess	251.1	Private test - 2
73	Cian Shields		GBR		Team Motopark		DEU Dallara F320 Spiess	250.5	Private test - 2
84	Francesco Simonazzi		ITA		BVM Racing		ITA Dallara F320 Spiess	248.2	Private test - 2
7	Vladimir Netusil		CZE	GC 1	Effective Racing		CZE Dallara F320 HWA	247.7	Free Practice - 1
77	Tim Tramnitz		DEU		CryptoTower Racing Team		JPN Dallara F320 Spiess	247.1	Private test - 1
19	Noel Leon		MEX		Team Motopark		DEU Dallara F320 Spiess	246.5	Private test - 2
26	Jakob Bergmeister		DEU	R 1	Team Motopark		DEU Dallara F320 Spiess	246.0	Private test - 1
15	Enzo Trulli		ITA		CryptoTower Racing Team		JPN Dallara F320 Spiess	245.4	Private test - 2
10	Juju Noda		JPN	R 2	Noda Racing		JPN Dallara F320 Spiess	244.8	Private test - 1
212	Paolo Brajnik		SRB	GC 2	NV Racing		SRB Dallara F320 Spiess	242.6	Private test - 2





Autodromo Int. do Algarve
Euroformula Open
Free Practice - 1
Pit Stop Analysis



7 Vladimir Netusil Dallara F320 HWA
 GC Effective Racing

Nº	In Day Time	In Time	Out Time	Pit Time	T. Pit Time	Handicap	Diff.
1	10:00:22.730	10:00:22.730	10:01:16.089	53.359	53.359		
2	10:13:03.079	10:13:03.079	10:18:29.273	5:26.194	6:19.553		

10 Juju Noda Dallara F320 Spiess
 Rookie Noda Racing

Nº	In Day Time	In Time	Out Time	Pit Time	T. Pit Time	Handicap	Diff.
1	10:18:56.332	10:18:56.332	10:26:48.090	7:51.758	7:51.758		

15 Enzo Trulli Dallara F320 Spiess
 CryptoTower Racing Team

Nº	In Day Time	In Time	Out Time	Pit Time	T. Pit Time	Handicap	Diff.
1	10:19:11.942	10:19:11.942	10:27:41.260	8:29.318	8:29.318		
2	10:34:16.283	10:34:16.283	10:35:08.105	51.822	9:21.140		
3	10:36:53.904	10:36:53.904	10:37:51.177	57.273	10:18.413		

19 Noel Leon Dallara F320 Spiess
 Team Motopark

Nº	In Day Time	In Time	Out Time	Pit Time	T. Pit Time	Handicap	Diff.
1	10:17:44.968	10:17:44.968	10:23:17.968	5:33.000	5:33.000		
2	10:26:46.715	10:26:46.715	10:27:25.764	39.049	6:12.049		

23 Bryce Aron Dallara F320 Spiess
 Team Motopark

Nº	In Day Time	In Time	Out Time	Pit Time	T. Pit Time	Handicap	Diff.
1	10:17:43.593	10:17:43.593	10:24:53.910	7:10.317	7:10.317		
2	10:28:36.304	10:28:36.304	10:29:20.123	43.819	7:54.136		

26 Jakob Bergmeister Dallara F320 Spiess
 Rookie Team Motopark

Nº	In Day Time	In Time	Out Time	Pit Time	T. Pit Time	Handicap	Diff.
1	10:20:44.889	10:20:44.889	10:26:12.120	5:27.231	5:27.231		
2	10:36:15.884	10:36:15.884	10:37:00.339	44.455	6:11.686		

77 Tim Tramnitz Dallara F320 Spiess
 CryptoTower Racing Team

Nº	In Day Time	In Time	Out Time	Pit Time	T. Pit Time	Handicap	Diff.
1	10:19:09.836	10:19:09.836	10:22:15.160	3:05.324	3:05.324		
2	10:25:35.182	10:25:35.182	10:26:35.051	59.869	4:05.193		
3	10:29:55.181	10:29:55.181	10:30:41.474	46.293	4:51.486		
4	10:33:57.340	10:33:57.340	10:34:46.202	48.862	5:40.348		

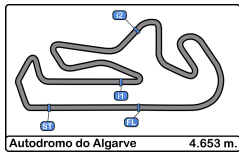
84 Francesco Simonazzi Dallara F320 Spiess
 BVM Racing

Nº	In Day Time	In Time	Out Time	Pit Time	T. Pit Time	Handicap	Diff.
1	10:03:38.829	10:03:38.829	10:04:34.459	55.630	55.630		
2	10:11:06.381	10:11:06.381	10:18:23.378	7:16.997	8:12.627		
3	10:30:33.771	10:30:33.771	10:33:12.122	2:38.351	10:50.978		

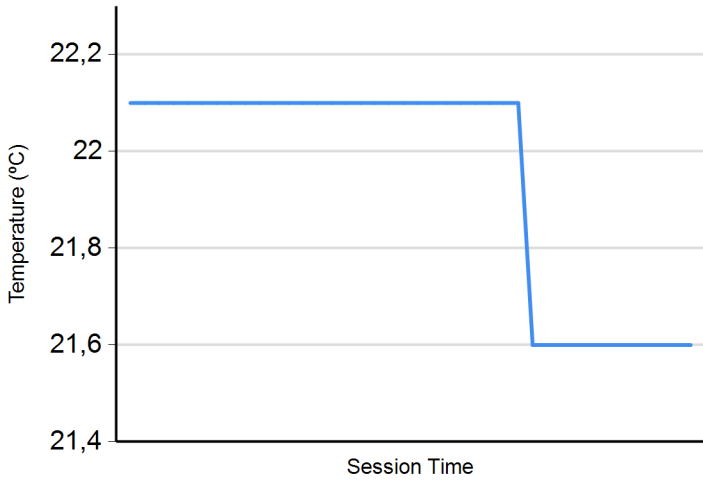
212 Paolo Brajnik Dallara F320 Spiess
 GC NV Racing

Nº	In Day Time	In Time	Out Time	Pit Time	T. Pit Time	Handicap	Diff.
1	10:12:29.484	10:12:29.484	10:21:20.166	8:50.682	8:50.682		
2	10:23:23.803	10:23:23.803	10:27:46.657	4:22.854	13:13.536		

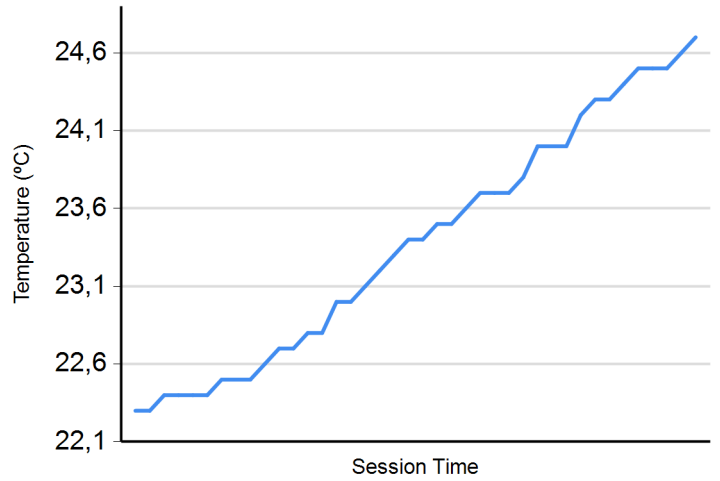




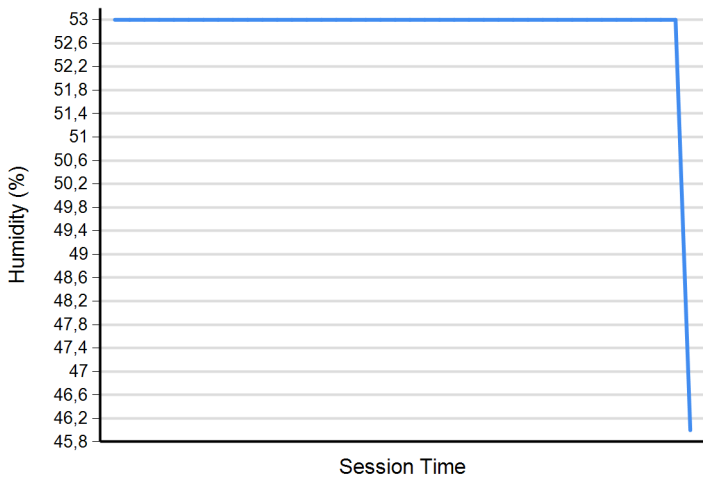
Air Temperature



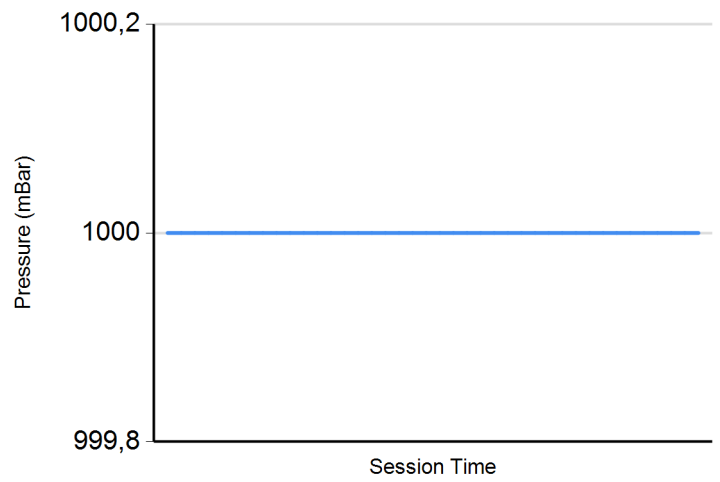
Track Temperature



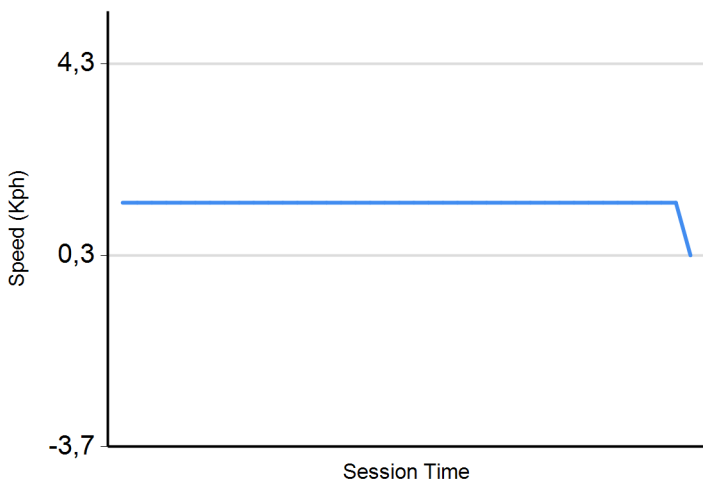
Humidity



Pressure



Wind Speed



Wind direction

North = 0°/360° Est = 90° South = 180° West = 270°

