

Autodromo Int. do Algarve
Euroformula Open
Private test - 2
Provisional Results



Clas	Nº	Driver	Nat	Cat	Clas	Team	Nat	Vehicle	Laps	Best	Time	Gap	Interval	Km/h
1	15	Enzo Trulli	ITA			CryptoTower Racing Team	JPN	Dallara F320 Spiess	26	14	1:36.824			173.0
2	19	Noel Leon	MEX			Team Motopark	DEU	Dallara F320 Spiess	28	13	1:36.957	0.133	0.133	172.7
3	77	Tim Tramnitz	DEU			CryptoTower Racing Team	JPN	Dallara F320 Spiess	18	6	1:37.362	0.538	0.405	172.0
4	73	Cian Shields	GBR			Team Motopark	DEU	Dallara F320 Spiess	25	15	1:37.770	0.946	0.408	171.3
5	10	Juju Noda	JPN	R	1	Noda Racing	JPN	Dallara F320 Spiess	25	22	1:37.808	0.984	0.038	171.2
6	23	Bryce Aron	USA			Team Motopark	DEU	Dallara F320 Spiess	22	12	1:38.155	1.331	0.347	170.6
7	26	Jakob Bergmeister	DEU	R	2	Team Motopark	DEU	Dallara F320 Spiess	24	13	1:38.210	1.386	0.055	170.5
8	84	Francesco Simonazzi	ITA			BVM Racing	ITA	Dallara F320 Spiess	23	11	1:38.395	1.571	0.185	170.2
9	7	Vladimir Netusil	CZE	GC	1	Effective Racing	CZE	Dallara F320 HWA	25	22	1:39.763	2.939	1.368	167.9
10	212	Paolo Brajnik	SRB	GC	2	NV Racing	SRB	Dallara F320 Spiess	24	14	1:41.308	4.484	1.545	165.3

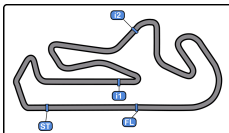
Published at:.....

Track Temp: 42.2 °C Air Temp: 22.1 °C Humidity: 49 % Track Status: DRY

Race Director:

Timekeeper:





Autodromo Int. do Algarve
Euroformula Open
Private test - 2



Autodromo do Algarve 4.653 m.

Provisional Results by Category

Clas	Nº	Driver	Nat	Cat	Clas	Team	Nat	Vehicle	Laps	Best	Time	Gap	Interval	Km/h
1	15	Enzo Trulli	ITA			CryptoTower Racing Team	JPN	Dallara F320 Spiess	26	14	1:36.824			173.0
2	19	Noel Leon	MEX			Team Motopark	DEU	Dallara F320 Spiess	28	13	1:36.957	0.133	0.133	172.7
3	77	Tim Tramnitz	DEU			CryptoTower Racing Team	JPN	Dallara F320 Spiess	18	6	1:37.362	0.538	0.405	172.0
4	73	Cian Shields	GBR			Team Motopark	DEU	Dallara F320 Spiess	25	15	1:37.770	0.946	0.408	171.3
5	23	Bryce Aron	USA			Team Motopark	DEU	Dallara F320 Spiess	22	12	1:38.155	1.331	0.385	170.6
6	84	Francesco Simonazzi	ITA			BVM Racing	ITA	Dallara F320 Spiess	23	11	1:38.395	1.571	0.240	170.2

Rookie

Clas	Nº	Driver	Nat	Cat	Clas	Team	Nat	Vehicle	Laps	Best	Time	Gap	Interval	Km/h
1	10	Juju Noda	JPN	R	1	Noda Racing	JPN	Dallara F320 Spiess	25	22	1:37.808			171.2
2	26	Jakob Bergmeister	DEU	R	2	Team Motopark	DEU	Dallara F320 Spiess	24	13	1:38.210	0.402	0.402	170.5

GC

Clas	Nº	Driver	Nat	Cat	Clas	Team	Nat	Vehicle	Laps	Best	Time	Gap	Interval	Km/h
1	7	Vladimir Netusil	CZE	GC	1	Effective Racing	CZE	Dallara F320 HWA	25	22	1:39.763			167.9
2	212	Paolo Brajnik	SRB	GC	2	NV Racing	SRB	Dallara F320 Spiess	24	14	1:41.308	1.545	1.545	165.3

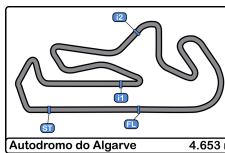
Published at:.....

Track Temp: 42.2 °C Air Temp: 22.1 °C Humidity: 49 % Track Status: DRY

Race Director:

Timekeeper:





Autodromo Int. do Algarve
Euroformula Open
Private test - 2
Lap Analysis



7

Vladimir Netusil

Dallara F320 HWA **15**

Enzo Trulli

Dallara F320 Spiess

GC

Effective Racing

CryptoTower Racing Team

Lap D	Time	Sector 1	Sector 2	Sector 3	T. Spd	Elapsed	Lap D	Time	Sector 1	Sector 2	Sector 3	T. Spd	Elapsed
1	15:42:16.281	15:40:57.812	38.451	40.018		15:42:16.281	1	15:42:18.292	15:41:01.905	36.863	39.524		15:42:18.292
2	1:43.897	33.628	32.935	37.334	233.2	15:44:00.178	2	1:42.682	33.779	32.830	36.073	227.3	15:44:00.974
3	1:42.683	32.305	32.401	37.977	235.8	15:45:42.861	3	1:41.011	32.361	31.984	36.666	242.6	15:45:41.985
4	1:41.607	32.173	32.277	37.157	240.5	15:47:24.468	4	1:38.956	31.549	31.571	35.836	241.6	15:47:20.941
5	1:43.365	33.299	32.950	37.116	241.6	15:49:07.833	5	1:38.718	31.528	31.466	35.724	242.1	15:48:59.659
6	1:41.786	32.829	32.025	36.932	240.0	15:50:49.619	6	1:38.179	31.342	31.244	35.593	242.1	15:50:37.838
7	1:40.720	32.199	31.816	36.705	238.4	15:52:30.339	7	1:50.127	31.428	38.631	40.068	242.6	15:52:27.965
8	1:46.460 P	32.051	31.719	42.690	240.0	15:54:16.799	8	1:37.726	31.194	31.023	35.509	241.0	15:54:05.691
9	7:02.003	5:44.036	38.140	39.827		16:01:18.802	9	1:47.773 P	31.211	34.620	41.942	243.2	15:55:53.464
10	1:43.931	33.800	32.952	37.179	231.2	16:03:02.733	10	6:08.896	4:53.214	36.160	39.522		16:02:02.360
11	1:41.632	32.403	32.312	36.917	235.8	16:04:44.365	11	1:44.819	35.737	33.163	35.919	211.7	16:03:47.179
12	1:41.194	32.277	32.221	36.696	237.8	16:06:25.559	12	1:37.350	31.094	30.806	35.450	241.0	16:05:24.529
13	1:41.106	32.244	32.238	36.624	238.9	16:08:06.665	13	1:37.164	30.955	30.782	35.427	243.2	16:07:01.693
14	1:47.245 P	32.044	31.786	43.415	241.0	16:09:53.910	14	1:36.824	30.867	30.712	35.245	244.3	16:08:38.517
15	8:20.333	7:10.078	32.924	37.331		16:18:14.243	15	1:51.937	36.734	35.424	39.779	244.3	16:10:30.454
16	1:52.010 P	32.426	32.629	46.955	235.8	16:20:06.253	16	1:37.347	30.881	30.727	35.739	243.2	16:12:07.801
17	8:29.005	7:18.772	32.859	37.374		16:28:35.258	17	1:45.202 P	30.971	30.791	43.440	244.3	16:13:53.003
18	1:40.876	32.192	32.068	36.616	236.3	16:30:16.134	18	14:00.554	12:41.774	37.754	41.026		16:27:53.557
19	1:41.593	32.132	32.807	36.654	239.4	16:31:57.727	19	1:44.773	34.998	32.821	36.954	216.8	16:29:38.330
20	1:40.314	31.956	31.804	36.554	238.9	16:33:38.041	20	1:38.758	32.033	31.371	35.354	232.7	16:31:17.088
21	1:39.920	31.864	31.713	36.343	239.4	16:35:17.961	21	1:37.787	30.926	31.636	35.225	242.1	16:32:54.875
22	1:39.763	31.718	31.661	36.384	238.9	16:36:57.724	22	1:37.042	30.881	30.771	35.390	243.2	16:34:31.917
23	1:39.936	31.715	31.803	36.418	238.9	16:38:37.660	23	1:36.863	30.866	30.631	35.366	245.4	16:36:08.780
24	1:39.829	31.816	31.757	36.256	239.4	16:40:17.489	24	1:54.482	40.295	37.638	36.549	235.2	16:38:03.262
25	1:47.865 P	31.817	31.637	44.411	241.6	16:42:05.354	25	1:36.920	30.977	30.668	35.275	242.1	16:39:40.182

10

Juju Noda

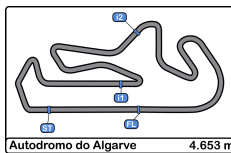
Dallara F320 Spiess

Rookie

Noda Racing

Lap D	Time	Sector 1	Sector 2	Sector 3	T. Spd	Elapsed
1	15:42:30.781 P	15:41:05.617	36.448	48.716		15:42:30.781
2	2:34.670	1:21.465	34.581	38.624		15:45:05.451
3	1:42.150	32.902	32.495	36.753	238.9	15:46:47.601
4	1:41.638	32.440	32.379	36.819	240.0	15:48:29.239
5	1:41.758	31.873	32.074	37.811	242.1	15:50:10.997
6	1:40.601	32.054	32.105	36.442	241.6	15:51:51.598
7	1:42.277	32.074	31.789	38.414	243.2	15:53:33.875
8	1:39.817	31.828	31.606	36.383	244.3	15:55:13.692
9	1:39.163	31.573	31.328	36.262	243.7	15:56:52.855
10	1:51.687 P	32.556	35.131	44.000	242.6	15:58:44.542
11	11:17.823	10:04.133	34.335	39.355		16:10:02.365
12	1:40.322	32.105	31.784	36.433	237.8	16:11:42.687
13	1:39.247	31.605	31.306	36.336	241.6	16:13:21.934
14	1:38.810	31.539	31.126	36.145	240.0	16:15:00.744
15	1:46.614 P	31.437	31.230	43.947	240.5	16:16:47.358
16	10:22.616	9:09.459	34.905	38.252		16:27:09.974
17	1:42.618	33.024	32.532	37.062	234.7	16:28:52.592
18	1:39.104	31.852	31.332	35.920	236.8	16:30:31.696
19	1:38.587	31.482	31.151	35.954	236.3	16:32:10.283
20	1:38.110	31.371	30.972	35.767	238.4	16:33:48.393
21	1:38.002	31.310	30.904	35.788	240.0	16:35:26.395
22	1:37.808	31.183	31.000	35.625	237.3	16:37:04.203
23	1:39.300	31.174	31.641	36.485	238.9	16:38:43.503
24	1:38.313	31.293	31.288	35.732	240.5	16:40:21.816
25	1:52.587 P	32.303	34.148	46.136	241.0	16:42:14.403





Autodromo Int. do Algarve
Euroformula Open
Private test - 2
Lap Analysis



77

Tim Tramnitz

Dallara F320 Spiess **212**

Paolo Brajnik

Dallara F320 Spiess

CryptoTower Racing Team GC NV Racing

Lap	D	Time	Sector 1	Sector 2	Sector 3	T. Spd	Elapsed	Lap	D	Time	Sector 1	Sector 2	Sector 3	T. Spd	Elapsed
1		16:07:07.128	16:05:51.078	37.155	38.895		16:07:07.128	1		15:42:43.751 P	15:41:00.861	38.600	1:04.290		15:42:43.751
2		1:48.172	36.720	33.830	37.622	217.7	16:08:55.300	2		2:38.561	1:23.579	36.032	38.950		15:45:22.312
3		1:41.881	32.302	31.714	37.865	234.7	16:10:37.181	3		1:48.398	35.047	34.606	38.745	237.8	15:47:10.710
4		1:38.102	31.445	30.960	35.697	243.2	16:12:15.283	4		2:04.739	39.554	43.271	41.914	183.0	15:49:15.449
5		1:37.638	31.130	30.761	35.747	244.3	16:13:52.921	5		1:43.379	33.063	32.720	37.596	237.8	15:50:58.828
6		1:37.362	31.040	30.809	35.513	246.0	16:15:30.283	6		1:42.478	32.360	32.785	37.333	240.0	15:52:41.306
7		1:37.523	31.180	30.744	35.599	242.1	16:17:07.806	7		1:51.629 P	32.262	32.532	46.835	241.0	15:54:32.935
8		1:48.494 P	31.374	30.790	46.330	242.1	16:18:56.300	8		4:32.269	3:18.439	35.141	38.689		15:59:05.204
9		10:02.073	8:44.485	38.304	39.284		16:28:58.373	9		1:43.328	32.893	32.985	37.450	236.8	16:00:48.532
10		1:47.276	34.789	33.720	38.767	208.0	16:30:45.649	10		1:42.029	32.397	32.667	36.965	239.4	16:02:30.561
11		1:51.542	35.136	32.899	43.507	220.8	16:32:37.191	11		1:42.118	32.350	32.548	37.220	240.0	16:04:12.679
12		1:52.272	35.315	38.868	38.089	244.8	16:34:29.463	12		1:42.158	32.644	32.269	37.245	240.0	16:05:54.837
13		1:38.660	31.187	30.769	36.704	242.6	16:36:08.123	13		1:41.915	32.150	32.548	37.217	241.0	16:07:36.752
14		1:37.553	31.130	30.840	35.583	243.7	16:37:45.676	14		1:41.308	32.250	32.106	36.952	242.1	16:09:18.060
15		1:43.242	30.968	34.719	37.555	245.4	16:39:28.918	15		1:41.351	32.210	32.280	36.861	241.6	16:10:59.411
16		1:37.380	31.077	30.835	35.468	243.2	16:41:06.298	16		1:41.547	32.239	32.372	36.936	242.6	16:12:40.958
17		1:37.431	30.973	30.760	35.698	242.6	16:42:43.729	17		1:53.153 P	32.212	32.254	48.687	241.6	16:14:34.111
18		1:45.310 P	31.649	31.711	41.950	243.2	16:44:29.039	18		11:30.477	10:19.951	32.739	37.787		16:26:04.588
19								19		1:42.404	32.545	32.809	37.050	236.8	16:27:46.992
20								20		1:41.772	32.561	32.130	37.081	239.4	16:29:28.764
21								21		1:41.460	32.100	32.475	36.885	240.5	16:31:10.224
22								22		1:48.431	34.435	36.242	37.754	241.6	16:32:58.655
23								23		1:42.610	32.717	32.668	37.225	241.6	16:34:41.265
24								24		1:59.081 P	33.281	36.207	49.593	241.6	16:36:40.346

84

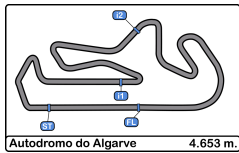
Francesco Simonazzi

Dallara F320 Spiess

BVM Racing

Lap	D	Time	Sector 1	Sector 2	Sector 3	T. Spd	Elapsed
1		15:42:17.699	15:40:58.931	38.409	40.359		15:42:17.699
2		2:09.054 P	40.054	35.875	53.125	160.9	15:44:26.753
3		2:27.769	1:19.438	32.124	36.207		15:46:54.522
4		1:39.582	31.726	31.674	36.182	244.3	15:48:34.104
5		1:39.435	31.582	31.871	35.982	245.4	15:50:13.539
6		1:38.908	31.508	31.517	35.883	245.4	15:51:52.447
7		1:40.075	31.615	31.901	36.559	248.2	15:53:32.522
8		1:39.114	31.476	31.403	36.235	243.2	15:55:11.636
9		1:38.952	31.484	31.476	35.992	244.3	15:56:50.588
10		1:38.462	31.342	31.227	35.893	244.8	15:58:29.050
11		1:38.395	31.322	31.211	35.862	244.3	16:00:07.445
12		1:46.257 P	32.644	31.723	41.890	243.7	16:01:53.702
13		12:33.134	11:24.825	32.181	36.128		16:14:26.836
14		1:39.133	31.580	31.377	36.176	242.1	16:16:05.969
15		6:16.896 P	31.572	31.411	5:13.913	242.1	16:22:22.865
16		9:00.118	7:51.913	32.001	36.204		16:31:22.983
17		1:39.021	31.606	31.291	36.124	240.0	16:33:02.004
18		1:44.120	31.434	31.551	41.135	243.2	16:34:46.124
19		1:43.683	36.043	31.569	36.071	242.6	16:36:29.807
20		1:38.654	31.436	31.298	35.920	242.1	16:38:08.461
21		1:38.529	31.356	31.203	35.970	243.7	16:39:46.990
22		1:38.487	31.349	31.271	35.867	243.7	16:41:25.477
23		1:45.066 P	31.391	31.497	42.178	242.6	16:43:10.543



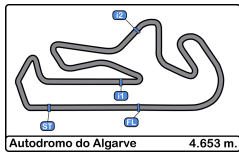


Autodromo Int. do Algarve
Euroformula Open
Private test - 2
Best Sectors Results



Sector - 1			Sector - 2			Sector - 3			Ideal Lap vs Best Lap						
Clas	Nº	Driver	Time	Nº	Driver	Time	Nº	Driver	Time	Clas	Nº	Driver	Ideal Lap	Best Lap	Clas
1	19	Noel Leon	30.703	19	Noel Leon	30.551	15	Enzo Trulli	35.225	1	19	Noel Leon	1:36.674	1:36.957	2
2	15	Enzo Trulli	30.866	15	Enzo Trulli	30.631	19	Noel Leon	35.420	2	15	Enzo Trulli	1:36.722	1:36.824	1
3	77	Tim Tramnitz	30.968	77	Tim Tramnitz	30.744	77	Tim Tramnitz	35.468	3	77	Tim Tramnitz	1:37.180	1:37.362	3
4	26	Jakob Bergmeister	31.132	10	Juju Noda	30.904	73	Cian Shields	35.509	4	10	Juju Noda	1:37.703	1:37.808	5
5	23	Bryce Aron	31.163	23	Bryce Aron	31.013	10	Juju Noda	35.625	5	73	Cian Shields	1:37.770	1:37.770	4
6	10	Juju Noda	31.174	73	Cian Shields	31.013	26	Jakob Bergmeister	35.810	6	26	Jakob Bergmeister	1:37.998	1:38.210	7
7	73	Cian Shields	31.248	26	Jakob Bergmeister	31.056	84	Francesco Simonazzi	35.862	7	23	Bryce Aron	1:38.072	1:38.155	6
8	84	Francesco Simonazzi	31.322	84	Francesco Simonazzi	31.203	23	Bryce Aron	35.896	8	84	Francesco Simonazzi	1:38.387	1:38.395	8
9	7	Vladimir Netusil	31.715	7	Vladimir Netusil	31.637	7	Vladimir Netusil	36.256	9	7	Vladimir Netusil	1:39.608	1:39.763	9
10	21	Paolo Brajnik	32.100	212	Paolo Brajnik	32.106	212	Paolo Brajnik	36.861	10	212	Paolo Brajnik	1:41.067	1:41.308	10



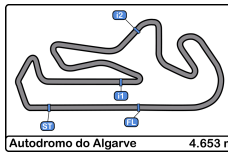


Autodromo Int. do Algarve
Euroformula Open
Private test - 2
Best 5 Lap Times



Cls	Nº	Driver	Nat	Cat	Cls	Team	Nat	Vehicle	Best 1		Best 2		Best 3		Best 4		Best 5	
									Time	Lap	Time	Lap	Time	Lap	Time	Lap	Time	Lap
1	15	Enzo Trulli	ITA			CryptoTower Racing	JPN	Dallara F320 Spiess	1:36.824	14	1:36.863	23	1:36.920	25	1:37.042	22	1:37.164	13
2	19	Noel Leon	MEX			Team Motopark	DEU	Dallara F320 Spiess	1:36.957	13	1:37.100	12	1:37.125	15	1:37.532	26	1:37.572	25
3	77	Tim Tramnitz	DEU			CryptoTower Racing	JPN	Dallara F320 Spiess	1:37.362	6	1:37.380	16	1:37.431	17	1:37.523	7	1:37.553	14
4	73	Cian Shields	GBR			Team Motopark	DEU	Dallara F320 Spiess	1:37.770	15	1:38.170	22	1:38.180	21	1:38.262	14	1:38.327	12
5	10	Juju Noda	JPN	R	1	Noda Racing	JPN	Dallara F320 Spiess	1:37.808	22	1:38.002	21	1:38.110	20	1:38.313	24	1:38.587	19
6	23	Bryce Aron	USA			Team Motopark	DEU	Dallara F320 Spiess	1:38.155	12	1:38.319	11	1:38.631	21	1:38.797	6	1:38.826	18
7	26	Jakob Bergmeister	DEU	R	2	Team Motopark	DEU	Dallara F320 Spiess	1:38.210	13	1:38.270	12	1:38.489	22	1:38.734	21	1:38.869	11
8	84	Francesco	ITA			BVM Racing	ITA	Dallara F320 Spiess	1:38.395	11	1:38.462	10	1:38.487	22	1:38.529	21	1:38.654	20
9	7	Vladimir Netusil	CZE	GC	1	Effective Racing	CZE	Dallara F320 HWA	1:39.763	22	1:39.829	24	1:39.920	21	1:39.936	23	1:40.314	20
10	212	Paolo Brajnik	SRB	GC	2	NV Racing	SRB	Dallara F320 Spiess	1:41.308	14	1:41.351	15	1:41.460	21	1:41.547	16	1:41.772	20




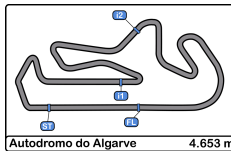


Autodromo Int. do Algarve
Euroformula Open
Private test - 2
Best 5 Top Speeds



Clas	Nº	Driver	Nat	Cat	Cls	Team	Nat	Vehicle	Top 1		Top 2		Top 3		Top 4		Top 5		Avg		
									Km/h	Lap	Km/h	Lap	Km/h	Lap	Km/h	Lap	Km/h	Lap			
1	23	Bryce Aron		USA		Team Motopark		DEU	Dallara F320 Spiess	251.1	5	244.8	6	244.8	7	244.3	4	243.7	22	245.8	
2	73	Cian Shields		GBR		Team Motopark		DEU	Dallara F320 Spiess	250.5	7	248.8	6	244.8	5	244.3	13	244.3	15	246.6	
3	84	Francesco Simonazzi		ITA		BVM Racing		ITA	Dallara F320 Spiess	248.2	7	245.4	5	245.4	6	244.8	10	244.3	4	245.6	
4	19	Noel Leon		MEX		Team Motopark		DEU	Dallara F320 Spiess	246.5	5	245.4	7	243.7	16	243.7	27	243.2	4	244.5	
5	77	Tim Tramnitz		DEU		CryptoTower Racing Team		JPN	Dallara F320 Spiess	246.0	6	245.4	15	244.8	12	244.3	5	243.7	14	244.9	
6	15	Enzo Trulli		ITA		CryptoTower Racing Team		JPN	Dallara F320 Spiess	245.4	23	244.3	14	244.3	15	244.3	17	243.7	26	244.4	
7	26	Jakob Bergmeister		DEU	R	1	Team Motopark		DEU	Dallara F320 Spiess	245.4	6	245.4	12	245.4	14	244.3	7	244.3	13	245.0
8	10	Juju Noda		JPN	R	2	Noda Racing		JPN	Dallara F320 Spiess	244.3	8	243.7	9	243.2	7	242.6	10	242.1	5	243.2
9	212	Paolo Brajnik		SRB	GC	1	NV Racing		SRB	Dallara F320 Spiess	242.6	16	242.1	14	241.6	15	241.6	17	241.6	22	241.9
10	7	Vladimir Netusil		CZE	GC	2	Effective Racing		CZE	Dallara F320 HWA	241.6	5	241.6	25	241.0	14	240.5	4	240.0	6	240.9




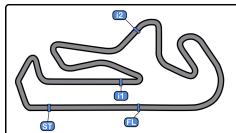


Autodromo Int. do Algarve
Euroformula Open
Private test - 2
Fastest Laps Sequence



Lap	Time of Day	Session Time	Nº Driver	Nat	Cat	Team	Nat	Vehicle	Time	Km/h
2	15:44:00.178	4:00.178	7 Vladimir Netusil	CZE	GC	Effective Racing	CZE	Dallara F320 HWA	1:43.897	161.2
2	15:44:00.974	4:00.974	15 Enzo Trulli	ITA		CryptoTower Racing Team	JPN	Dallara F320 Spiess	1:42.682	163.1
3	15:45:41.985	5:41.985	15 Enzo Trulli	ITA		CryptoTower Racing Team	JPN	Dallara F320 Spiess	1:41.011	165.8
3	15:45:45.678	5:45.678	23 Bryce Aron	USA		Team Motopark	DEU	Dallara F320 Spiess	1:40.800	166.1
3	15:45:51.757	5:51.757	19 Noel Leon	MEX		Team Motopark	DEU	Dallara F320 Spiess	1:38.913	169.3
4	15:47:30.040	7:30.040	19 Noel Leon	MEX		Team Motopark	DEU	Dallara F320 Spiess	1:38.283	170.4
6	15:50:37.838	10:37.838	15 Enzo Trulli	ITA		CryptoTower Racing Team	JPN	Dallara F320 Spiess	1:38.179	170.6
6	15:51:00.226	11:00.226	19 Noel Leon	MEX		Team Motopark	DEU	Dallara F320 Spiess	1:37.841	171.2
8	15:54:05.691	14:05.691	15 Enzo Trulli	ITA		CryptoTower Racing Team	JPN	Dallara F320 Spiess	1:37.726	171.4
12	16:05:24.529	25:24.529	15 Enzo Trulli	ITA		CryptoTower Racing Team	JPN	Dallara F320 Spiess	1:37.350	172.0
12	16:06:54.936	26:54.936	19 Noel Leon	MEX		Team Motopark	DEU	Dallara F320 Spiess	1:37.100	172.5
13	16:08:31.893	28:31.893	19 Noel Leon	MEX		Team Motopark	DEU	Dallara F320 Spiess	1:36.957	172.7
14	16:08:38.517	28:38.517	15 Enzo Trulli	ITA		CryptoTower Racing Team	JPN	Dallara F320 Spiess	1:36.824	173.0






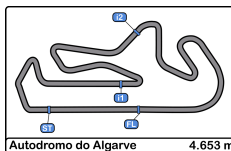
Autodromo do Algarve 4.653 m.

Autodromo Int. do Algarve
Euroformula Open
Private test - 2
Event Best Maximum Speed



Nº	Driver	Nat	Cat	Clas	Team	Nat	Vehicle	Km/h	Session
23	Bryce Aron				Team Motopark		Dallara F320 Spiess	251.1	Private test - 2
73	Cian Shields				Team Motopark		Dallara F320 Spiess	250.5	Private test - 2
84	Francesco Simonazzi				BVM Racing		Dallara F320 Spiess	248.2	Private test - 2
77	Tim Tramnitz				CryptoTower Racing Team		Dallara F320 Spiess	247.1	Private test - 1
19	Noel Leon				Team Motopark		Dallara F320 Spiess	246.5	Private test - 2
26	Jakob Bergmeister		R	1	Team Motopark		Dallara F320 Spiess	246.0	Private test - 1
15	Enzo Trulli				CryptoTower Racing Team		Dallara F320 Spiess	245.4	Private test - 1
10	Juju Noda		R	2	Noda Racing		Dallara F320 Spiess	244.8	Private test - 1
212	Paolo Brajnik		GC	1	NV Racing		Dallara F320 Spiess	242.6	Private test - 1
7	Vladimir Netusil		GC	2	Effective Racing		Dallara F320 HWA	242.1	Private test - 1





Autodromo Int. do Algarve
Euroformula Open
Private test - 2
Pit Stop Analysis



7 Vladimir Netusil Dallara F320 HWA
 GC Effective Racing

Nº	In Day Time	In Time	Out Time	Pit Time	T. Pit Time	Handicap	Diff.
1	15:54:12.529	15:54:12.529	15:59:19.091	5:06.562	5:06.562		
2	16:09:49.600	16:09:49.600	16:16:28.383	6:38.783	11:45.345		
3	16:20:01.963	16:20:01.963	16:26:50.104	6:48.141	18:33.486		

10 Juju Noda Dallara F320 Spiess
 Rookie Noda Racing

Nº	In Day Time	In Time	Out Time	Pit Time	T. Pit Time	Handicap	Diff.
1	15:42:26.067	15:42:26.067	15:43:17.661	51.594	51.594		
2	15:58:40.101	15:58:40.101	16:08:13.173	9:33.072	10:24.666		
3	16:16:43.286	16:16:43.286	16:25:20.121	8:36.835	19:01.501		

15 Enzo Trulli Dallara F320 Spiess
 CryptoTower Racing Team

Nº	In Day Time	In Time	Out Time	Pit Time	T. Pit Time	Handicap	Diff.
1	15:55:48.741	15:55:48.741	16:00:04.917	4:16.176	4:16.176		
2	16:13:47.721	16:13:47.721	16:25:56.542	12:08.821	16:24.997		

19 Noel Leon Dallara F320 Spiess
 Team Motopark

Nº	In Day Time	In Time	Out Time	Pit Time	T. Pit Time	Handicap	Diff.
1	15:54:21.385	15:54:21.385	15:59:56.164	5:34.779	5:34.779		
2	16:13:44.402	16:13:44.402	16:14:37.526	53.124	6:27.903		
3	16:18:14.263	16:18:14.263	16:25:40.030	7:25.767	13:53.670		
4	16:40:46.593	16:40:46.593	16:41:28.961	42.368	14:36.038		

23 Bryce Aron Dallara F320 Spiess
 Team Motopark

Nº	In Day Time	In Time	Out Time	Pit Time	T. Pit Time	Handicap	Diff.
1	15:54:03.063	15:54:03.063	16:07:51.761	13:48.698	13:48.698		
2	16:18:02.278	16:18:02.278	16:27:25.782	9:23.504	23:12.202		

26 Jakob Bergmeister Dallara F320 Spiess
 Rookie Team Motopark

Nº	In Day Time	In Time	Out Time	Pit Time	T. Pit Time	Handicap	Diff.
1	15:52:52.741	15:52:52.741	16:00:06.562	7:13.821	7:13.821		
2	16:15:38.494	16:15:38.494	16:25:46.303	10:07.809	17:21.630		

73 Cian Shields Dallara F320 Spiess
 Team Motopark

Nº	In Day Time	In Time	Out Time	Pit Time	T. Pit Time	Handicap	Diff.
1	15:52:47.368	15:52:47.368	16:02:40.559	9:53.191	9:53.191		
2	16:18:33.771	16:18:33.771	16:27:01.325	8:27.554	18:20.745		

77 Tim Tramnitz Dallara F320 Spiess
 CryptoTower Racing Team

Nº	In Day Time	In Time	Out Time	Pit Time	T. Pit Time	Handicap	Diff.
1	16:18:51.316	16:18:51.316	16:27:07.439	8:16.123	8:16.123		

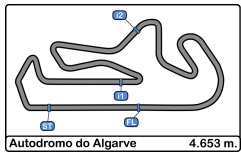
84 Francesco Simonazzi Dallara F320 Spiess
 BVM Racing

Nº	In Day Time	In Time	Out Time	Pit Time	T. Pit Time	Handicap	Diff.
1	15:44:21.695	15:44:21.695	15:45:16.272	54.577	54.577		
2	16:01:49.295	16:01:49.295	16:12:44.697	10:55.402	11:49.979		
3	16:22:18.198	16:22:18.198	16:29:43.827	7:25.629	19:15.608		

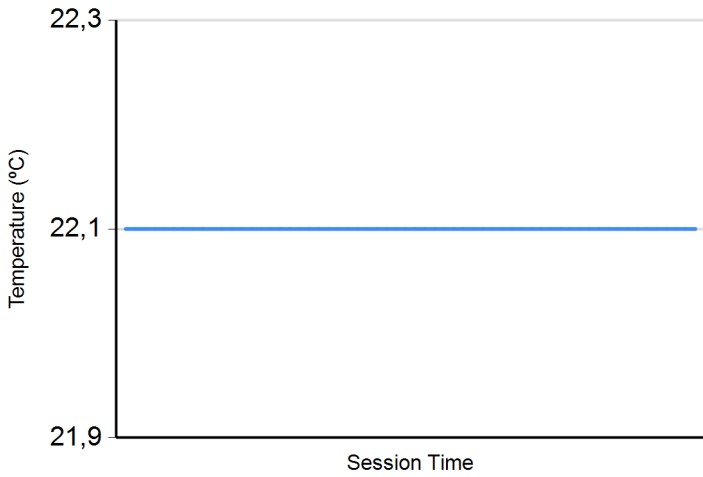
212 Paolo Brajnik Dallara F320 Spiess
 GC NV Racing

Nº	In Day Time	In Time	Out Time	Pit Time	T. Pit Time	Handicap	Diff.
1	15:42:39.141	15:42:39.141	15:43:32.900	53.759	53.759		
2	15:54:27.495	15:54:27.495	15:57:16.310	2:48.815	3:42.574		
3	16:14:29.784	16:14:29.784	16:24:22.598	9:52.814	13:35.388		

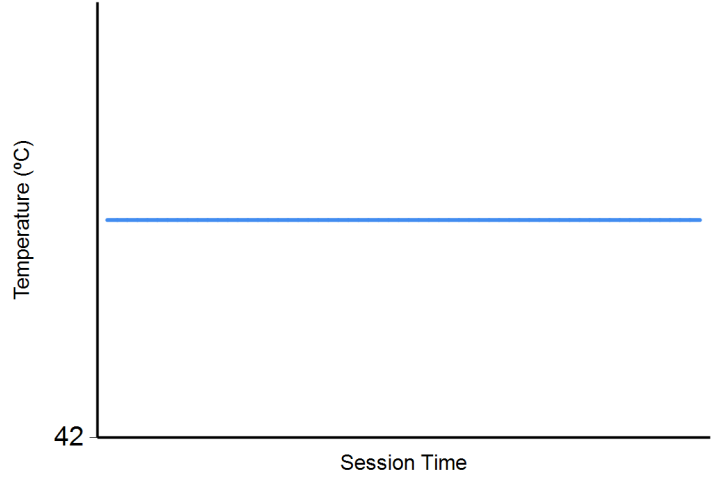




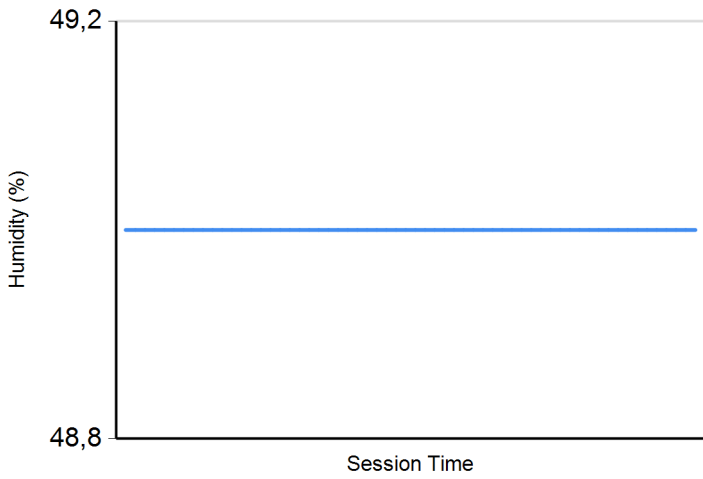
Air Temperature



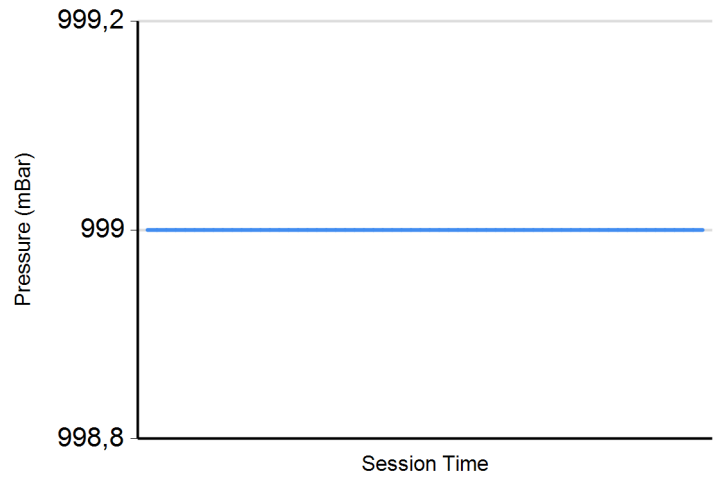
Track Temperature



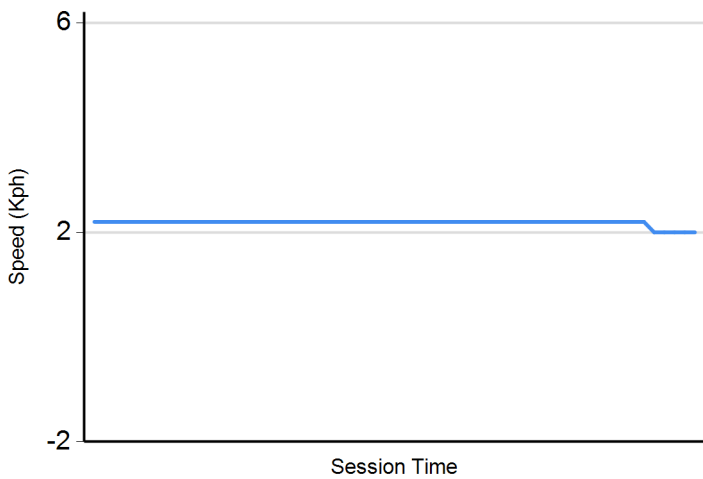
Humidity



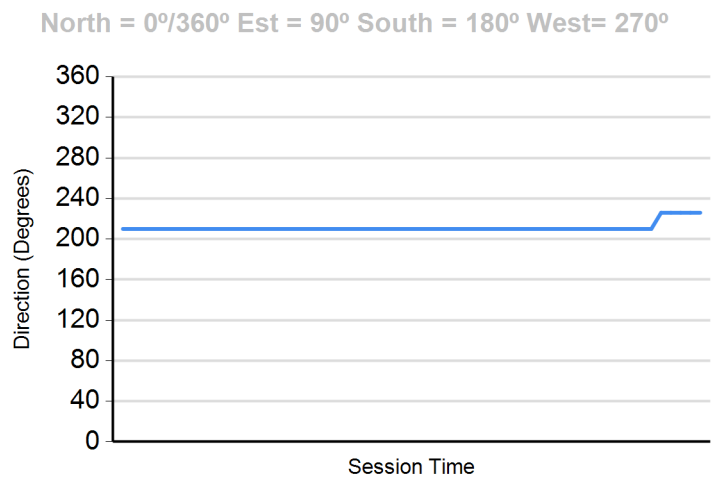
Pressure

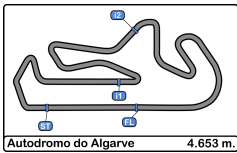


Wind Speed



Wind direction





Autodromo Int. do Algarve
Euroformula Open
Private Test - 1 - 2
Combined Results



Cls	Nº	Driver	Nat	Cat	Clas	Team	Nat	Vehicle	Laps	PT1	PT2	Best	Gap	Interval	Km/h		
1	15	Enzo Trulli	ITA			CryptoTower Racing Team	JPN	Dallara F320 Spiess	52	1:36.992	24	1:36.824	14	1:36.824	173.0		
2	19	Noel Leon	MEX			Team Motopark	DEU	Dallara F320 Spiess	51	1:37.150	15	1:36.957	13	1:36.957	0.133	0.133	172.7
3	77	Tim Tramnitz	DEU			CryptoTower Racing Team	JPN	Dallara F320 Spiess	30	1:37.077	9	1:37.362	6	1:37.077	0.253	0.120	172.5
4	73	Cian Shields	GBR			Team Motopark	DEU	Dallara F320 Spiess	48	1:37.877	20	1:37.770	15	1:37.770	0.946	0.693	171.3
5	10	Juju Noda	JPN	R	1	Noda Racing	JPN	Dallara F320 Spiess	52	1:37.832	26	1:37.808	22	1:37.808	0.984	0.038	171.2
6	84	Francesco Simonazzi	ITA			BVM Racing	ITA	Dallara F320 Spiess	47	1:37.933	16	1:38.395	11	1:37.933	1.109	0.125	171.0
7	23	Bryce Aron	USA			Team Motopark	DEU	Dallara F320 Spiess	45	1:38.013	20	1:38.155	12	1:38.013	1.189	0.080	170.9
8	26	Jakob Bergmeister	DEU	R	2	Team Motopark	DEU	Dallara F320 Spiess	48	1:39.314	18	1:38.210	13	1:38.210	1.386	0.197	170.5
9	7	Vladimir Netusil	CZE	GC	1	Effective Racing	CZE	Dallara F320 HWA	47	1:40.128	19	1:39.763	22	1:39.763	2.939	1.553	167.9
10	21	Paolo Brajnik	SRB	GC	2	NV Racing	SRB	Dallara F320 Spiess	50	1:40.332	25	1:41.308	14	1:40.332	3.508	0.569	166.9

Published at:.....

Race Director:	Timekeeper:
-----------------------	------------------------

