

Autodromo Int. do Algarve
International GT Open
Free Practice - 1
Provisional Results



Autodromo do Algarve 4.653 m.

Cls	Nº	Entrant/Team	Nat	Driver 1	Nat	Driver 2	Nat	Vehicle	Cat	Cls	Laps	Best	Time	Gap	Interval	Km/h
1	80	Liqui Moly Team Engstler	DEU	Luca Engstler	DEU	Dylan Yip	CHN	Audi R8 LMS Evo II	PRO	1	24	3	1:41.324			165.3
2	11	Kessel Racing	CHE	Frédéric Jousset	FRA	David Fumanelli	ITA	Ferrari 488 GT3 EVO	PROAM	1	26	2	1:41.593	0.269	0.269	164.8
3	77	AlManar Racing by GetSpeed	OMN	Al Faisal Al Zubair	OMN	Fabian Schiller	DEU	Mercedes AMG GT3 2023	PRO	2	25	11	1:41.614	0.290	0.021	164.8
4	61	AF Corse	ITA	Jean-Claude Saada	USA	Conrad Grunewald	USA	Ferrari 488 GT3 MY 2020	AM	1	29	2	1:41.670	0.346	0.056	164.7
5	54	CBRX by SPS	DEU	Dexter Müller	CHE	Yannick Mettler	CHE	Mercedes AMG GT3	PROAM	2	24	5	1:41.675	0.351	0.005	164.7
6	27	AF Corse	ITA	Marco Pulcini	ITA	Eddie Cheever III	ITA	Ferrari 488 GT3 MY 2020	PROAM	3	21	6	1:41.803	0.479	0.128	164.5
7	38	Kessel Racing	CHE	Nicolò Rosi	CHE	Niccolò Schirò	ITA	Ferrari 488 GT3 EVO	PROAM	4	23	2	1:41.892	0.568	0.089	164.3
8	777	Olimp Racing	POL	Marcin Jedliński	POL	Karol Basz	POL	Mercedes AMG GT3 2020	PROAM	5	21	2	1:41.976	0.652	0.084	164.2
9	20	SPS Automotive Performance	DEU	Reece Barr	IRL	Mikaeel Pitamber	ZAF	Mercedes AMG GT3	PRO	3	26	4	1:41.986	0.662	0.010	164.2
10	32	Bonaldi Motorsport	ITA	Martin Kodrić	HRV	Sandro Mur	HRV	Lamborghini Huracan GT3 EVO2	PROAM	6	21	4	1:42.022	0.698	0.036	164.1
11	22	Team GT	DEU	Alain Valente	CHE	Florian Scholze	DEU	Mercedes AMG GT3 EVO - 2021	PROAM	7	31	8	1:42.267	0.943	0.245	163.7
12	63	Oregon Team	ITA	Pierre Louis Chovet	FRA	Maximilian Paul	DEU	Lamborghini Huracan GT3 EVO2	PRO	4	27	5	1:42.341	1.017	0.074	163.6
13	51	AF Corse	ITA	Nicola Marinangeli	ITA	Riccardo Agostini	ITA	Ferrari 488 GT3 MY 2020	PRO	5	16	11	1:42.444	1.120	0.103	163.5
14	55	AF Corse	ITA	Laurent De Meeus	BEL	Jamie Stanley	GBR	Ferrari 488 GT3 MY 2020	PROAM	8	28	2	1:42.489	1.165	0.045	163.4
15	69	Optimum Motorsport	GBR	Samuel De Haan	GBR	Charlie Fagg	GBR	McLaren 720S GT3	PRO	6	27	13	1:42.531	1.207	0.042	163.3
16	84	Altitude Racing by Greystone GT	GBR	Andrew Gilbert	GBR	Fran Rueda	ESP	McLaren 720S GT3	PROAM	9	25	2	1:42.657	1.333	0.126	163.1
17	5	Olimp Racing	POL	Stanislaw Jedliński	POL	Krystian Korzeniowski	POL	Ferrari 488 GT3 MY 2021	AM	2	26	5	1:42.706	1.382	0.049	163.0
18	911	GetSpeed	DEU	Axel Blom	FIN	Steve Jans	LUX	Mercedes AMG GT3 2023	PROAM	10	25	10	1:42.710	1.386	0.004	163.0
19	99	Lionspeed GP	DEU	Patrick Kolb	DEU	Richard Lietz	AUT	Porsche 991.2 GT3 R	PRO	7	12	6	1:42.884	1.560	0.174	162.8
20	88	AF Corse	ITA	Gino Forgione	CHE	Andrea Montermini	ITA	Ferrari 488 GT3 MY 2020	AM*	3	27	11	1:42.925	1.601	0.041	162.7
21	65	Team Motopark	DEU	Heiko Neumann	DEU	Timo Rumpfkeil	DEU	Mercedes AMG GT3 2020	AM	4	21	4	1:42.954	1.630	0.029	162.7
22	19	Oregon Team	ITA	Pietro Perolini	ITA	Daan Arrow	NLD	Lamborghini Huracan GT3 EVO2	PRO	8	29	4	1:42.959	1.635	0.005	162.6
23	25	AF Corse	ITA	Alessandro Cozzi	ITA	Giorgio Sernagiotto	ITA	Ferrari 488 GT3 MY 2020	AM	5	26	25	1:43.175	1.851	0.216	162.3
24	10	racing one	DEU	Stefan Aust	DEU	Jacob Schell	DEU	Ferrari 488 GT3 2020	AM	6	25	3	1:43.218	1.894	0.043	162.2
25	66	Greystone GT	GBR	Stewart Proctor	GBR	Lewis Proctor	GBR	McLaren 720S GT3	PROAM	11	26	25	1:43.238	1.914	0.020	162.2
26	91	Team Baron Motorsport	AUT	Ernst Kirchmayr	AUT	Philipp Baron	AUT	Ferrari 488 GT3 Evo	AM	7	27	11	1:43.332	2.008	0.094	162.1
27	33	Bonaldi Motorsport	ITA	Miloš Pavlović	SRB	Sanporn Jao-Javanil	THA	Lamborghini Huracan GT3 EVO2	PROAM	12	24	4	1:43.628	2.304	0.296	161.6
28	8	Il Barone Rampante	ITA	Giuseppe Cipriani	ITA			Lamborghini Huracan GT3 EVO	AM	8	18	5	1:43.710	2.386	0.082	161.5
29	786	GetSpeed	DEU	Kiki Sak Nana	THA	Adam Osieka	DEU	Mercedes AMG GT3 2023	AM	9	22	13	1:44.119	2.795	0.409	160.8
30	26	racing one	DEU	Omar Jackson	GBR	Ramez Azzam	CAN	Ferrari 296 GT3	PROAM	13	23	16	1:44.494	3.170	0.375	160.3
31	007	Street-Art Racing	BEL	Jahid Fazal-Karim	FRA	Pascal Bachmann	CHE	Aston Martin GT3 AMR MY2019	AM	10	22	17	1:52.758	11.434	8.264	148.5
32	23	Eastalent-Racing	AUT	Simon Reicher	AUT	Christopher Haase	DEU	Audi R8 LMS GT3 Evo II	PRO	9	1	1	10:49:32.0	10:47:50.	10:47:39.	00.0
33	17	Team Motopark	DEU	Diego Menchaca	MEX	Marcos Siebert	ARG	Mercedes AMG GT3 2020	PRO	10	3	1	11:13:29.0	11:11:47.	23:57:00	00.0

Published at:.....

Track Temp: 33.2 °C Air Temp: 22.7 °C Humidity: 44 % Track Status: DRY

Race Director:

Neus Santamaría Sanromà

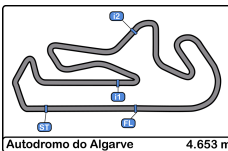
DPB-0819-ESP/CAT

Timekeeper:

Luis Angel García Nuñez

JOB-1605-ESP/M





Autodromo Int. do Algarve
International GT Open
Free Practice - 1
Provisional Results



Autodromo do Algarve 4.653 m.

*** PENALTIES**

- CAR 66 TIME 1:42.824 DELETED TRACK LIMITS AT T 5
- CAR 84 TIME 1:42.202 DELETED TRACK LIMITS AT T 1
- CAR 66 TIME 1:42.522 DELETED TRACK LIMITS AT T 1
- CAR 55 TIME 1:51.119 DELETED TRACK LIMITS AT T 5
- CAR 84 TIME 1:42.497 DELETED TRACK LIMITS AT T 1
- CAR 26 TIME 1:54.040 DELETED TRACK LIMITS AT T 5
- CAR 99 TIME 1:43.534 DELETED TRACK LIMITS AT T 1
- CAR 80 TIME 1:47.790 DELETED TRACK LIMITS AT T 1
- CAR 33 TIME 1:43.147 DELETED TRACK LIMITS AT T 1
- CAR 84 TIME 1:54.453 DELETED TRACK LIMITS AT T 1
- CAR 777 TIME 3:34.888 DELETED TRACK LIMITS AT T 6 AND T15 15 + FOLLOWING LAP
- CAR 26 TIME 2:03.175 DELETED TRACK LIMITS AT T 5
- CAR 8 TIME 1:52.269 DELETED TRACK LIMITS AT T 5
- CAR 5 TIME 1:44.497 DELETED TRACK LIMITS AT T 5
- CAR 5 TIME 1:44.497 DELETED TRACK LIMITS AT T 5
- CAR 55 TIME 1:43.067 DELETED TRACK LIMITS AT T 1
- CAR 25 TIME 1:43.965 DELETED TRACK LIMITS AT T 5
- CAR 80 TIME 1:45.041 DELETED TRACK LIMITS AT T 1
- CAR 25 TIME 1:44.311 DELETED TRACK LIMITS AT T 1
- CAR 25 TIME 1:44.311 DELETED TRACK LIMITS AT T 5
- CAR 99 TIME 1:49.966 DELETED TRACK LIMITS AT T 1
- CAR 66 TIME 1:47.084 DELETED TRACK LIMITS AT T 1
- CAR 22 TIME 1:43.701 DELETED TRACK LIMITS AT T 1
- CAR 911 TIME 4:21.088 DELETED TRACK LIMITS AT T 1
- CAR 19 TIME 1:48.555 DELETED TRACK LIMITS AT T 1
- CAR 61 TIME 1:47.050 DELETED TRACK LIMITS AT T 1
- CAR 1007 TIME 2:00.521 DELETED TRACK LIMITS AT T 15 + FOLLOWING LAP
- CAR 27 TIME 1:41.793 DELETED TRACK LIMITS AT T 1
- CAR 8 TIME 1:44.185 DELETED TRACK LIMITS AT T 5
- CAR 51 TIME 1:45.605 DELETED TRACK LIMITS AT T 1
- CAR 1007 TIME 2:03.238 DELETED TRACK LIMITS AT T 1
- CAR 84 TIME 1:43.096 DELETED TRACK LIMITS AT T 1
- CAR 10 TIME 1:43.659 DELETED TRACK LIMITS AT T 1
- CAR 1007 TIME 1:56.478 DELETED TRACK LIMITS AT T 1

Published at:.....

Track Temp: **33.2 °C** Air Temp: **22.7 °C** Humidity: **44 %** Track Status: **DRY**

Race Director:

Neus Santamaría Sanromà

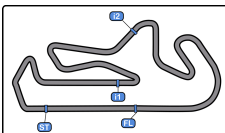
DPB-0819-ESP/CAT

Timekeeper:

Luis Angel García Nuñez

JOB-1605-ESP/M





Autodromo Int. do Algarve

International GT Open

Free Practice - 1

Provisional Results

Autodromo do Algarve 4.653 m.



- CAR 61 TIME 1:46.382 DELETED TRACK LIMITS AT T 5
- CAR 11 TIME 1:49.780 DELETED TRACK LIMITS AT T 1
- CAR 20 TIME 1:42.648 DELETED TRACK LIMITS AT T 1
- CAR 66 TIME 1:46.166 DELETED TRACK LIMITS AT T 1
- CAR 777 TIME 1:45.558 DELETED TRACK LIMITS AT T 1
- CAR 22 TIME 1:42.628 DELETED TRACK LIMITS AT T 1
- CAR 33 TIME 6:16.096 DELETED TRACK LIMITS AT T 1
- CAR 80 TIME 1:46.397 DELETED TRACK LIMITS AT T 1
- CAR 66 TIME 1:48.252 DELETED TRACK LIMITS AT T 15 + FOLLOWING LAP
- CAR 26 TIME 1:46.466 DELETED TRACK LIMITS AT T 1
- CAR 88 TIME 1:43.760 DELETED TRACK LIMITS AT T 15 + FOLLOWING LAP
- CAR 19 TIME 1:43.882 DELETED TRACK LIMITS AT T 15 + FOLLOWING LAP
- CAR 99 TIME 2:22.485 DELETED TRACK LIMITS AT T 1
- CAR 91 TIME 1:43.829 DELETED TRACK LIMITS AT T 5
- CAR 19 TIME 1:48.285 DELETED TRACK LIMITS AT T 1
- CAR 5 TIME 1:52.124 DELETED TRACK LIMITS AT T 1
- CAR 8 TIME 2:04.607 DELETED TRACK LIMITS AT T 1
- CAR 25 TIME 1:44.815 DELETED TRACK LIMITS AT T 1
- CAR 33 TIME 1:46.038 DELETED TRACK LIMITS AT T 15 + FOLLOWING LAP
- CAR 26 TIME 1:46.327 DELETED TRACK LIMITS AT T 1
- CAR 38 TIME 0.154 DELETED TRACK LIMITS AT T 1
- CARS CAN QUEUE AT THE FAST LANE
- CAR 5 TIME 1:59.227 DELETED TRACK LIMITS AT T 1
- CARS CAN QUEUE AT THE FAST LANE
- RESTART IN SHORT NOTICE
- CAR 33 TIME 6:23.832 DELETED TRACK LIMITS AT T 5
- CAR 88 TIME 1:48.272 DELETED TRACK LIMITS AT T 5
- CAR 777 TIME 1:47.885 DELETED TRACK LIMITS AT T 5
- CAR 80 TIME 1:44.408 DELETED TRACK LIMITS AT T 15 + FOLLOWING LAP
- CAR 5 TIME 1:53.731 DELETED TRACK LIMITS AT T 1
- CAR 8 TIME 1:44.424 DELETED TRACK LIMITS AT T 1
- CAR 77 TIME 1:41.827 DELETED TRACK LIMITS AT T 15 + FOLLOWING LAP
- CAR 27 TIME 1:49.589 DELETED TRACK LIMITS AT T 1
- CAR 19 TIME 1:46.576 DELETED TRACK LIMITS AT T 15 + FOLLOWING LAP
- CAR 8 TIME 1:43.546 DELETED TRACK LIMITS AT T 1

Published at:.....

Track Temp: 33.2 °C Air Temp: 22.7 °C Humidity: 44 % Track Status: DRY

Race Director:

Neus Santamaría Sanromà

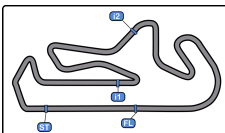
DPB-0819-ESP/CAT

Timekeeper:

Luis Angel García Nuñez

JOB-1605-ESP/M





Autodromo Int. do Algarve

International GT Open

Free Practice - 1

Provisional Results

Autodromo do Algarve 4.653 m.



CAR 20 TIME 1:42.734 DELETED TRACK LIMITS AT T 1
CAR 88 TIME 1:46.398 DELETED TRACK LIMITS AT T 1
CAR 25 TIME 1:44.285 DELETED TRACK LIMITS AT T 5
CAR 8 TIME 1:43.768 DELETED TRACK LIMITS AT T 1
CAR 10 TIME 1:45.406 DELETED TRACK LIMITS AT T 1
CAR 66 TIME 1:45.672 DELETED TRACK LIMITS AT T 1
CAR 22 TIME 1:44.251 DELETED TRACK LIMITS AT T 1
CAR 20 TIME 1:42.958 DELETED TRACK LIMITS AT T 1
CAR 11 TIME 1:47.629 DELETED TRACK LIMITS AT T 1
CAR 786 TIME 1:44.102 DELETED TRACK LIMITS AT T 5
CAR 19 TIME 1:45.728 DELETED TRACK LIMITS AT T 1
CAR 32 TIME 1:48.330 DELETED TRACK LIMITS AT T 15 + FOLLOWING LAP
CAR 80 TIME 1:45.253 DELETED TRACK LIMITS AT T 15 + FOLLOWING LAP
CAR 63 TIME 1:43.080 DELETED TRACK LIMITS AT T 1
CAR 84 TIME 1:44.690 DELETED TRACK LIMITS AT T 1
CAR 33 TIME 1:49.899 DELETED TRACK LIMITS AT T 1
CAR 61 TIME 1:45.174 DELETED TRACK LIMITS AT T 1
CAR 38 TIME 18:44.490 DELETED TRACK LIMITS AT T 15 + FOLLOWING LAP
CAR 80 TIME 1:44.659 DELETED TRACK LIMITS AT T 15 + FOLLOWING LAP
CAR 77 TIME 1:44.951 DELETED TRACK LIMITS AT T 1
CAR 25 TIME 1:45.555 DELETED TRACK LIMITS AT T 1
CAR 63 TIME 1:45.509 DELETED TRACK LIMITS AT T 1
CAR 33 TIME 1:46.833 DELETED TRACK LIMITS AT T 15 + FOLLOWING LAP
CAR 26 TIME 7:09.950 DELETED TRACK LIMITS AT T 1
CAR 91 TIME 1:47.807 DELETED TRACK LIMITS AT T 15 + FOLLOWING LAP
CAR 88 TIME 1:46.690 DELETED TRACK LIMITS AT T 1
CAR 25 TIME 1:45.737 DELETED TRACK LIMITS AT T 1
CAR 69 TIME 1:52.542 DELETED TRACK LIMITS AT T 1
CAR 63 TIME 1:44.434 DELETED TRACK LIMITS AT T 1
CAR 19 TIME 1:46.234 DELETED TRACK LIMITS AT T 1
CAR 63 TIME 1:43.444 DELETED TRACK LIMITS AT T 1

Published at:.....

Track Temp: 33.2 °C Air Temp: 22.7 °C Humidity: 44 % Track Status: DRY

Race Director:

Neus Santamaría Sanromà

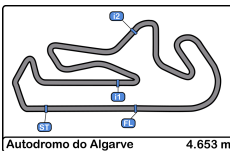
DPB-0819-ESP/CAT

Timekeeper:

Luis Angel García Nuñez

JOB-1605-ESP/M





Autodromo Int. do Algarve
International GT Open
Free Practice - 1
Provisional Results by Category



PRO																
Cls	N°	Entrant/Team	Nat	Driver 1	Nat	Driver 2	Nat	Vehicle	Cat	Cls	Laps	Best	Time	Gap	Interval	Km/h
1	80	Liqui Moly Team Engstler	DEU	Luca Engstler	DEU	Dylan Yip	CHN	Audi R8 LMS Evo II	PRO	1	24	3	1:41.324			165.3
2	77	AlManar Racing by GetSpeed	CAN	Al Faisal Al Zubair	CAN	Fabian Schiller	DEU	Mercedes AMG GT3 2023	PRO	2	25	11	1:41.614	0.290	0.290	164.8
3	20	SPS Automotive Performance	DEU	Reece Barr	ITA	Mikael Pitamber	ZAF	Mercedes AMG GT3	PRO	3	26	4	1:41.986	0.662	0.372	164.2
4	63	Oregon Team	ITA	Pierre Louis Chovet	FRA	Maximilian Paul	DEU	Lamborghini Huracan GT3 EVO2	PRO	4	27	5	1:42.341	1.017	0.355	163.6
5	51	AF Corse	ITA	Nicola Marinangeli	ITA	Riccardo Agostini	ITA	Ferrari 488 GT3 MY 2020	PRO	5	16	11	1:42.444	1.120	0.103	163.5
6	69	Optimum Motorsport	GBR	Samuel De Haan	GBR	Charlie Fagg	GBR	McLaren 720S GT3	PRO	6	27	13	1:42.531	1.207	0.087	163.3
7	99	Lionspeed GP	DEU	Patrick Kolb	DEU	Richard Lietz	AUT	Porsche 991.2 GT3 R	PRO	7	12	6	1:42.884	1.560	0.353	162.8
8	19	Oregon Team	ITA	Pietro Perolini	ITA	Daan Arrow	NLD	Lamborghini Huracan GT3 EVO2	PRO	8	29	4	1:42.959	1.635	0.075	162.6
9	23	Eastalent-Racing	AUT	Simon Reicher	AUT	Christopher Haase	DEU	Audi R8 LMS GT3 Evo II	PRO	9	1	1	10:49:32.0	10:47:50.	10:47:49.	00.0
10	17	Team Motopark	DEU	Diego Menchaca	MEX	Marcos Siebert	ARG	Mercedes AMG GT3 2020	PRO	10	3	1	11:13:29.0	11:11:47.	23:57:00	00.0

PROAM																
Cls	N°	Entrant/Team	Nat	Driver 1	Nat	Driver 2	Nat	Vehicle	Cat	Cls	Laps	Best	Time	Gap	Interval	Km/h
1	11	Kessel Racing	CHE	Frédéric Jousset	FRA	David Fumanelli	ITA	Ferrari 488 GT3 EVO	PROAM	1	26	2	1:41.593			164.8
2	54	CBRX by SPS	DEU	Dexter Müller	CHE	Yannick Mettler	CHE	Mercedes AMG GT3	PROAM	2	24	5	1:41.675	0.082	0.082	164.7
3	27	AF Corse	ITA	Marco Pulcini	ITA	Eddie Cheever III	ITA	Ferrari 488 GT3 MY 2020	PROAM	3	21	6	1:41.803	0.210	0.128	164.5
4	38	Kessel Racing	CHE	Nicolò Rosi	CHE	Niccolò Schirò	ITA	Ferrari 488 GT3 EVO	PROAM	4	23	2	1:41.892	0.299	0.089	164.3
5	777	Olimp Racing	POL	Marcin Jedliński	POL	Karol Basz	POL	Mercedes AMG GT3 2020	PROAM	5	21	2	1:41.976	0.383	0.084	164.2
6	32	Bonaldi Motorsport	ITA	Martin Kodrić	HRV	Sandro Mur	HRV	Lamborghini Huracan GT3 EVO2	PROAM	6	21	4	1:42.022	0.429	0.046	164.1
7	22	Team GT	DEU	Alain Valente	CHE	Florian Scholze	DEU	Mercedes AMG GT3 EVO - 2021	PROAM	7	31	8	1:42.267	0.674	0.245	163.7
8	55	AF Corse	ITA	Laurent De Meeus	DEU	Jamie Stanley	GBR	Ferrari 488 GT3 MY 2020	PROAM	8	28	2	1:42.489	0.896	0.222	163.4
9	84	Altitude Racing by Greystone GT	GBR	Andrew Gilbert	GBR	Fran Rueda	ESP	McLaren 720S GT3	PROAM	9	25	2	1:42.657	1.064	0.168	163.1
10	911	GetSpeed	DEU	Axel Blom	FRA	Steve Jans	LUX	Mercedes AMG GT3 2023	PROAM	10	25	10	1:42.710	1.117	0.053	163.0
11	66	Greystone GT	GBR	Stewart Proctor	GBR	Lewis Proctor	GBR	McLaren 720S GT3	PROAM	11	26	25	1:43.238	1.645	0.528	162.2
12	33	Bonaldi Motorsport	ITA	Miloš Pavlović	SRB	Sanporn Jao-Javanil	THA	Lamborghini Huracan GT3 EVO2	PROAM	12	24	4	1:43.628	2.035	0.390	161.6
13	26	racing one	DEU	Omar Jackson	GBR	Ramez Azzam	CAN	Ferrari 296 GT3	PROAM	13	23	16	1:44.494	2.901	0.866	160.3

AM																
Cls	N°	Entrant/Team	Nat	Driver 1	Nat	Driver 2	Nat	Vehicle	Cat	Cls	Laps	Best	Time	Gap	Interval	Km/h
1	61	AF Corse	ITA	Jean-Claude Saada	USA	Conrad Grunewald	USA	Ferrari 488 GT3 MY 2020	AM	1	29	2	1:41.670			164.7
2	5	Olimp Racing	POL	Stanislaw Jedliński	POL	Krystian Korzeniowski	POL	Ferrari 488 GT3 MY 2021	AM	2	26	5	1:42.706	1.036	1.036	163.0
3	88	AF Corse	ITA	Gino Forgione	CHE	Andrea Montermini	ITA	Ferrari 488 GT3 MY 2020	AM*	3	27	11	1:42.925	1.255	0.219	162.7
4	65	Team Motopark	DEU	Heiko Neumann	DEU	Timo Rumpfkeil	DEU	Mercedes AMG GT3 2020	AM	4	21	4	1:42.954	1.284	0.029	162.7

Published at:.....

Track Temp: 33.2 °C Air Temp: 22.7 °C Humidity: 44 % Track Status: DRY

Race Director:

Neus Santamaría Sanromá

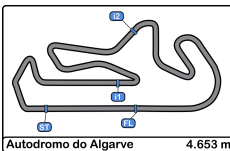
DPB-0819-ESP/CAT

Timekeeper:

Luis Angel García Nuñez

JOB-1605-ESP/M





Autodromo Int. do Algarve
International GT Open
Free Practice - 1
Provisional Results by Category



Autodromo do Algarve 4.653 m.

AM																
Cls	Nº	Entrant/Team	Nat	Driver 1	Nat	Driver 2	Nat	Vehicle	Cat	Cls	Laps	Best	Time	Gap	Interval	Km/h
5	25	AF Corse	ITA	Alessandro Cozzi	ITA	Giorgio Sernagiotto	ITA	Ferrari 488 GT3 MY 2020	AM	5	26	25	1:43.175	1.505	0.221	162.3
6	10	racing one	DEU	Stefan Aust	DEU	Jacob Schell	DEU	Ferrari 488 GT3 2020	AM	6	25	3	1:43.218	1.548	0.043	162.2
7	91	Team Baron Motorsport	AUT	Ernst Kirchmayr	AUT	Philipp Baron	AUT	Ferrari 488 GT3 Evo	AM	7	27	11	1:43.332	1.662	0.114	162.1
8	8	Il Barone Rampante	ITA	Giuseppe Cipriani	ITA			Lamborghini Huracan GT3 EVO	AM	8	18	5	1:43.710	2.040	0.378	161.5
9	786	GetSpeed	DEU	Kiki Sak Nana	ITA	Adam Osieka	DEU	Mercedes AMG GT3 2023	AM	9	22	13	1:44.119	2.449	0.409	160.8
10	007	Street-Art Racing	BEL	Jahid Fazal-Karim	ITA	Pascal Bachmann	CHE	Aston Martin GT3 AMR MY2019	AM	10	22	17	1:52.758	11.088	8.639	148.5

*** PENALTIES**

- CAR 66 TIME 1:42.824 DELETED TRACK LIMITS AT T 5
- CAR 84 TIME 1:42.202 DELETED TRACK LIMITS AT T 1
- CAR 66 TIME 1:42.522 DELETED TRACK LIMITS AT T 1
- CAR 55 TIME 1:51.119 DELETED TRACK LIMITS AT T 5
- CAR 84 TIME 1:42.497 DELETED TRACK LIMITS AT T 1
- CAR 26 TIME 1:54.040 DELETED TRACK LIMITS AT T 5
- CAR 99 TIME 1:43.534 DELETED TRACK LIMITS AT T 1
- CAR 80 TIME 1:47.790 DELETED TRACK LIMITS AT T 1
- CAR 33 TIME 1:43.147 DELETED TRACK LIMITS AT T 1
- CAR 84 TIME 1:54.453 DELETED TRACK LIMITS AT T 1
- CAR 777 TIME 3:34.888 DELETED TRACK LIMITS AT T 6 AND T15 15 + FOLLOWING LAP
- CAR 26 TIME 2:03.175 DELETED TRACK LIMITS AT T 5
- CAR 8 TIME 1:52.269 DELETED TRACK LIMITS AT T 5
- CAR 5 TIME 1:44.497 DELETED TRACK LIMITS AT T 5
- CAR 5 TIME 1:44.497 DELETED TRACK LIMITS AT T 5
- CAR 55 TIME 1:43.067 DELETED TRACK LIMITS AT T 1
- CAR 25 TIME 1:43.965 DELETED TRACK LIMITS AT T 5
- CAR 80 TIME 1:45.041 DELETED TRACK LIMITS AT T 1
- CAR 25 TIME 1:44.311 DELETED TRACK LIMITS AT T 1
- CAR 25 TIME 1:44.311 DELETED TRACK LIMITS AT T 5
- CAR 99 TIME 1:49.966 DELETED TRACK LIMITS AT T 1
- CAR 66 TIME 1:47.084 DELETED TRACK LIMITS AT T 1
- CAR 22 TIME 1:43.701 DELETED TRACK LIMITS AT T 1
- CAR 911 TIME 4:21.088 DELETED TRACK LIMITS AT T 1
- CAR 19 TIME 1:48.555 DELETED TRACK LIMITS AT T 1

Published at:.....

Track Temp: 33.2 °C Air Temp: 22.7 °C Humidity: 44 % Track Status: DRY

Race Director:

Neus Santamaria Sanromà

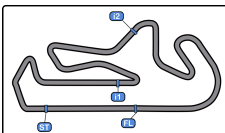
DPB-0819-ESP/CAT

Timekeeper:

Luis Angel Garcia Nuñez

JOB-1605-ESP/M





Autodromo Int. do Algarve

International GT Open

Free Practice - 1

Provisional Results by Category

Autodromo do Algarve 4.653 m.



CAR 61 TIME 1:47.050 DELETED TRACK LIMITS AT T 1
CAR 1007 TIME 2:00.521 DELETED TRACK LIMITS AT T 15 + FOLLOWING LAP
CAR 27 TIME 1:41.793 DELETED TRACK LIMITS AT T 1
CAR 8 TIME 1:44.185 DELETED TRACK LIMITS AT T 5
CAR 51 TIME 1:45.605 DELETED TRACK LIMITS AT T 1
CAR 1007 TIME 2:03.238 DELETED TRACK LIMITS AT T 1
CAR 84 TIME 1:43.096 DELETED TRACK LIMITS AT T 1
CAR 10 TIME 1:43.659 DELETED TRACK LIMITS AT T 1
CAR 1007 TIME 1:56.478 DELETED TRACK LIMITS AT T 1
CAR 61 TIME 1:46.382 DELETED TRACK LIMITS AT T 5
CAR 11 TIME 1:49.780 DELETED TRACK LIMITS AT T 1
CAR 20 TIME 1:42.648 DELETED TRACK LIMITS AT T 1
CAR 66 TIME 1:46.166 DELETED TRACK LIMITS AT T 1
CAR 777 TIME 1:45.558 DELETED TRACK LIMITS AT T 1
CAR 22 TIME 1:42.628 DELETED TRACK LIMITS AT T 1
CAR 33 TIME 6:16.096 DELETED TRACK LIMITS AT T 1
CAR 80 TIME 1:46.397 DELETED TRACK LIMITS AT T 1
CAR 66 TIME 1:48.252 DELETED TRACK LIMITS AT T 15 + FOLLOWING LAP
CAR 26 TIME 1:46.466 DELETED TRACK LIMITS AT T 1
CAR 88 TIME 1:43.760 DELETED TRACK LIMITS AT T 15 + FOLLOWING LAP
CAR 19 TIME 1:43.882 DELETED TRACK LIMITS AT T 15 + FOLLOWING LAP
CAR 99 TIME 2:22.485 DELETED TRACK LIMITS AT T 1
CAR 91 TIME 1:43.829 DELETED TRACK LIMITS AT T 5
CAR 19 TIME 1:48.285 DELETED TRACK LIMITS AT T 1
CAR 5 TIME 1:52.124 DELETED TRACK LIMITS AT T 1
CAR 8 TIME 2:04.607 DELETED TRACK LIMITS AT T 1
CAR 25 TIME 1:44.815 DELETED TRACK LIMITS AT T 1
CAR 33 TIME 1:46.038 DELETED TRACK LIMITS AT T 15 + FOLLOWING LAP
CAR 26 TIME 1:46.327 DELETED TRACK LIMITS AT T 1
CAR 38 TIME 0.154 DELETED TRACK LIMITS AT T 1
CARS CAN QUEUE AT THE FAST LANE
CAR 5 TIME 1:59.227 DELETED TRACK LIMITS AT T 1
CARS CAN QUEUE AT THE FAST LANE
RESTART IN SHORT NOTICE
CAR 33 TIME 6:23.832 DELETED TRACK LIMITS AT T 5

Published at:.....

Track Temp: 33.2 °C Air Temp: 22.7 °C Humidity: 44 % Track Status: DRY

Race Director:

Neus Santamaría Sanromà

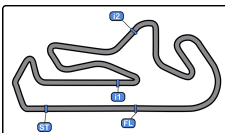
DPB-0819-ESP/CAT

Timekeeper:

Luis Angel García Nuñez

JOB-1605-ESP/M





Autodromo Int. do Algarve

International GT Open

Free Practice - 1

Provisional Results by Category

Autodromo do Algarve 4.653 m.



- CAR 88 TIME 1:48.272 DELETED TRACK LIMITS AT T 5
- CAR 777 TIME 1:47.885 DELETED TRACK LIMITS AT T 5
- CAR 80 TIME 1:44.408 DELETED TRACK LIMITS AT T 15 + FOLLOWING LAP
- CAR 5 TIME 1:53.731 DELETED TRACK LIMITS AT T 1
- CAR 8 TIME 1:44.424 DELETED TRACK LIMITS AT T 1
- CAR 77 TIME 1:41.827 DELETED TRACK LIMITS AT T 15 + FOLLOWING LAP
- CAR 27 TIME 1:49.589 DELETED TRACK LIMITS AT T 1
- CAR 19 TIME 1:46.576 DELETED TRACK LIMITS AT T 15 + FOLLOWING LAP
- CAR 8 TIME 1:43.546 DELETED TRACK LIMITS AT T 1
- CAR 20 TIME 1:42.734 DELETED TRACK LIMITS AT T 1
- CAR 88 TIME 1:46.398 DELETED TRACK LIMITS AT T 1
- CAR 25 TIME 1:44.285 DELETED TRACK LIMITS AT T 5
- CAR 8 TIME 1:43.768 DELETED TRACK LIMITS AT T 1
- CAR 10 TIME 1:45.406 DELETED TRACK LIMITS AT T 1
- CAR 66 TIME 1:45.672 DELETED TRACK LIMITS AT T 1
- CAR 22 TIME 1:44.251 DELETED TRACK LIMITS AT T 1
- CAR 20 TIME 1:42.958 DELETED TRACK LIMITS AT T 1
- CAR 11 TIME 1:47.629 DELETED TRACK LIMITS AT T 1
- CAR 786 TIME 1:44.102 DELETED TRACK LIMITS AT T 5
- CAR 19 TIME 1:45.728 DELETED TRACK LIMITS AT T 1
- CAR 32 TIME 1:48.330 DELETED TRACK LIMITS AT T 15 + FOLLOWING LAP
- CAR 80 TIME 1:45.253 DELETED TRACK LIMITS AT T 15 + FOLLOWING LAP
- CAR 63 TIME 1:43.080 DELETED TRACK LIMITS AT T 1
- CAR 84 TIME 1:44.690 DELETED TRACK LIMITS AT T 1
- CAR 33 TIME 1:49.899 DELETED TRACK LIMITS AT T 1
- CAR 61 TIME 1:45.174 DELETED TRACK LIMITS AT T 1
- CAR 38 TIME 18:44.490 DELETED TRACK LIMITS AT T 15 + FOLLOWING LAP
- CAR 80 TIME 1:44.659 DELETED TRACK LIMITS AT T 15 + FOLLOWING LAP
- CAR 77 TIME 1:44.951 DELETED TRACK LIMITS AT T 1
- CAR 25 TIME 1:45.555 DELETED TRACK LIMITS AT T 1
- CAR 63 TIME 1:45.509 DELETED TRACK LIMITS AT T 1
- CAR 33 TIME 1:46.833 DELETED TRACK LIMITS AT T 15 + FOLLOWING LAP
- CAR 26 TIME 7:09.950 DELETED TRACK LIMITS AT T 1
- CAR 91 TIME 1:47.807 DELETED TRACK LIMITS AT T 15 + FOLLOWING LAP
- CAR 88 TIME 1:46.690 DELETED TRACK LIMITS AT T 1

Published at:.....

Track Temp: 33.2 °C Air Temp: 22.7 °C Humidity: 44 % Track Status: DRY

Race Director:

Neus Santamaría Sanromà

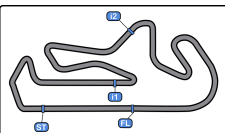
DPB-0819-ESP/CAT

Timekeeper:

Luis Angel García Nuñez

JOB-1605-ESP/M





Autodromo Int. do Algarve

International GT Open

Free Practice - 1

Provisional Results by Category

Autodromo do Algarve 4.653 m.

CAR 25 TIME 1:45.737 DELETED TRACK LIMITS AT T 1

CAR 69 TIME 1:52.542 DELETED TRACK LIMITS AT T 1

CAR 63 TIME 1:44.434 DELETED TRACK LIMITS AT T 1

CAR 19 TIME 1:46.234 DELETED TRACK LIMITS AT T 1

CAR 63 TIME 1:43.444 DELETED TRACK LIMITS AT T 1



Published at:.....

Track Temp: 33.2 °C Air Temp: 22.7 °C Humidity: 44 % Track Status: DRY

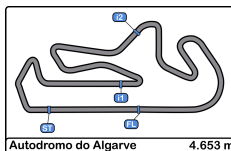
Race Director: Neus Santamaria Sanromà

DPB-0819-ESP/CAT

Timekeeper: Luis Angel Garcia Nuñez

JOB-1605-ESP/M





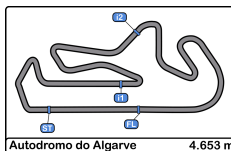
Autodromo Int. do Algarve
International GT Open
Free Practice - 1
Lap Analysis



5							10								
Stanislaw Jedliński							Stefan Aust								
Ferrari 488 GT3 MY 2021							Ferrari 488 GT3 2020								
AM Krystian Korzeniowski							AM Jacob Schell								
Olimp Racing							racing one								
Lap	D	Time	Sector 1	Sector 2	Sector 3	T. Spd	Elapsed	Lap	D	Time	Sector 1	Sector 2	Sector 3	T. Spd	Elapsed
1		10:48:57.977	10:47:43.312	34.771	39.894		10:48:57.977	1		10:48:06.506	10:46:51.317	35.270	39.919		10:48:06.506
2		1:45.090	32.572	34.336	38.182	262.1	10:50:43.067	2		1:43.648	32.690	33.005	37.953	261.5	10:49:50.154
3		1:54.074 P	32.741	34.266	47.067	264.0	10:52:37.141	3		1:43.218	32.330	32.931	37.957	263.4	10:51:33.372
4		2:12.705	55.865	34.685	42.155		10:54:49.846	4		1:43.550	32.324	32.911	38.315	262.1	10:53:16.922
5		1:42.706	32.034	32.782	37.890	264.7	10:56:32.552	5		1:50.761 P	33.300	33.222	44.239	263.4	10:55:07.683
6		4:44.497	32.564	33.432	38.501	267.9	10:58:17.049	6		8:44.240	7:31.157	34.707	38.376		11:03:51.923
7		1:50.198	32.605	35.172	42.421	266.0	11:00:07.247	7		4:43.659	32.324	32.958	38.377	264.0	11:05:35.582
8		1:42.811	32.151	32.901	37.759	262.1	11:01:50.058	8		1:44.111	32.791	33.033	38.287	262.1	11:07:19.693
9		1:51.986 P	32.120	34.966	44.900	264.7	11:03:42.044	9		1:43.727	32.647	32.943	38.137	262.7	11:09:03.420
10		7:20.213	6:00.453	37.105	42.655		11:11:02.257	10		1:51.513 P	32.880	33.206	45.427	262.7	11:10:54.933
11		4:52.124	35.315	35.375	41.434	255.3	11:12:54.381	11		3:49.117	2:35.925	34.342	38.850		11:14:44.050
12		4:59.227	36.285	37.807	45.135	255.3	11:14:53.608	12		2:03.849 P	33.144	38.680	52.025	259.6	11:16:47.899
13		2:22.372 P	39.007	41.588	1:01.777	254.1	11:17:15.980	13		6:16.021	5:03.452	33.770	38.799		11:23:03.920
14		6:07.684	4:45.015	38.725	43.944		11:23:23.664	14		1:46.652	32.934	34.691	39.027	260.8	11:24:50.572
15		4:53.734	35.677	35.998	42.056	250.5	11:25:17.395	15		1:45.882	32.854	34.019	39.009	259.6	11:26:36.454
16		1:55.682	35.538	38.082	42.062	253.5	11:27:13.077	16		1:46.011	33.377	33.853	38.781	260.2	11:28:22.465
17		1:55.056	36.857	36.010	42.189	252.9	11:29:08.133	17		4:45.406	32.919	33.594	38.893	259.6	11:30:07.871
18		1:52.654	35.385	35.519	41.750	255.3	11:31:00.787	18		1:45.823	33.082	33.743	38.998	259.6	11:31:53.694
19		1:54.647	35.878	35.967	42.802	217.7	11:32:55.434	19		1:45.930	33.278	33.555	39.097	260.2	11:33:39.624
20		1:53.816	36.542	35.699	41.575	257.7	11:34:49.250	20		2:04.590 P	33.020	33.455	58.115	259.6	11:35:44.214
21		2:12.963 P	35.282	39.647	58.034	252.9	11:37:02.213	21		5:47.584	4:33.376	34.743	39.465		11:41:31.798
22		4:45.949	3:32.671	33.604	39.674		11:41:48.162	22		1:45.861	33.114	33.787	38.960	260.2	11:43:17.659
23		1:50.161	32.592	33.419	44.150	260.8	11:43:38.323	23		1:45.520	32.980	33.618	38.922	258.9	11:45:03.179
24		1:42.830	32.323	32.809	37.698	260.2	11:45:21.153	24		1:45.585	32.953	33.449	39.183	260.2	11:46:48.764
25		1:45.247	32.371	32.539	40.337	264.0	11:47:06.400	25		2:08.338 P	38.599	38.512	51.227	259.6	11:48:57.102
26		2:00.351 P	33.191	32.914	54.246	254.7	11:49:06.751								

8							11								
Giuseppe Cipriani							Frédéric Jousset								
Lamborghini Huracan GT3 EVO							Ferrari 488 GT3 EVO								
AM Il Barone Rampante							PROAM David Fumanelli								
							Kessel Racing								
Lap	D	Time	Sector 1	Sector 2	Sector 3	T. Spd	Elapsed	Lap	D	Time	Sector 1	Sector 2	Sector 3	T. Spd	Elapsed
1		10:49:34.941	10:48:21.083	34.079	39.779		10:49:34.941	1		10:49:41.794	10:48:22.455	36.063	43.276		10:49:41.794
2		1:44.439	32.894	32.985	38.560	261.5	10:51:19.380	2		1:41.593	31.876	32.323	37.394	266.0	10:51:23.387
3		1:43.953	33.071	32.542	38.340		10:53:03.333	3		1:45.418	31.818	34.731	38.869	266.6	10:53:08.805
4		1:45.240	33.052	33.802	38.386		10:54:48.573	4		1:42.093	31.895	32.295	37.903	266.0	10:54:50.898
5		1:43.710	32.534	32.772	38.404	260.8	10:56:32.283	5		1:58.729 P	34.832	36.180	47.717	267.3	10:56:49.627
6		4:52.269 P	32.514	33.205	46.550		10:58:24.552	6		4:18.834	3:02.342	36.361	40.131		11:01:08.461
7		3:50.517	2:37.952	33.320	39.245		11:02:15.069	7		1:51.927	35.011	36.174	40.742	262.1	11:03:00.388
8		4:44.185	32.878	32.666	38.641		11:03:59.254	8		1:49.345	34.578	34.851	39.916	236.3	11:04:49.733
9		2:01.814 P	35.012	35.551	51.251	262.1	11:06:01.068	9		4:40.780	34.164	36.051	39.565	255.3	11:06:39.513
10		3:13.385	1:59.331	33.899	40.155		11:09:14.453	10		1:47.732	33.782	34.233	39.717	262.1	11:08:27.245
11		1:49.170	35.064	33.820	40.286	257.7	11:11:03.623	11		1:49.377	34.557	35.152	39.668	262.7	11:10:16.622
12		2:04.607 P	35.598	35.885	53.124	254.7	11:13:08.230	12		1:48.313	33.843	34.705	39.765	261.5	11:12:04.935
13		9:49.482	8:34.415	35.006	40.061		11:22:57.712	13		1:48.098	33.521	34.525	40.052	260.8	11:13:53.033
14		1:45.347	33.355	33.130	38.862		11:24:43.059	14		6:30.941 P	33.602	4:52.507	1:04.832	261.5	11:20:23.974
15		4:44.424	33.460	32.581	38.383	263.4	11:26:27.483	15		5:09.344	3:54.375	35.149	39.820		11:25:33.318
16		1:43.546	32.598	32.526	38.422	261.5	11:28:11.029	16		1:51.515	36.721	35.254	39.540	260.2	11:27:24.833
17		4:43.768	32.431	32.728	38.609	262.7	11:29:54.797	17		1:48.388	34.301	34.700	39.387	260.2	11:29:13.221
18		1:57.040 P	34.185	34.449	48.406	258.3	11:31:51.837	18		4:47.629	33.474	34.601	39.554	260.2	11:31:00.850
								19		1:47.980	33.735	34.359	39.886	260.2	11:32:48.830
								20		1:48.782	34.210	34.460	40.112	260.8	11:34:37.612
								21		2:08.105 P	35.743	41.416	50.946	261.5	11:36:45.717
								22		4:21.860	3:07.796	34.589	39.475		11:41:07.577
								23		1:43.523	32.512	32.852	38.159	260.8	11:42:51.100
								24		1:43.555	32.428	32.942	38.185	260.8	11:44:34.655
								25		1:43.551	32.364	32.738	38.449	265.3	11:46:18.206
								26		2:12.142 P	37.202	41.045	53.895	253.5	11:48:30.348





Autodromo Int. do Algarve
International GT Open
Free Practice - 1
Lap Analysis



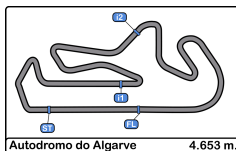
17 Diego Menchaca Mercedes AMG GT3 2020 **20** Reece Barr Mercedes AMG GT3
 PRO Marcos Siebert Team Motopark PRO Mikaeel Pitamber SPS Automotive Performance

Lap	D	Time	Sector 1	Sector 2	Sector 3	T. Spd	Elapsed	Lap	D	Time	Sector 1	Sector 2	Sector 3	T. Spd	Elapsed
1		11:13:29.085	11:12:17.553	33.140	38.392		11:13:29.085	1		10:50:20.181	10:49:05.924	35.563	38.694		10:50:20.181
2		1:42.371	32.280	32.634	37.457	261.5	11:15:11.456	2		1:43.016	32.393	32.699	37.924	261.5	10:52:03.197
3		2:14.152 P	32.258	38.910	1:02.984	264.0	11:17:25.608	3		1:42.269	32.392	32.415	37.462	262.1	10:53:45.466

19 Pietro Perolini Lamborghini Huracan GT3 EVO2
 PRO Daan Arrow Oregon Team

Lap	D	Time	Sector 1	Sector 2	Sector 3	T. Spd	Elapsed	Lap	D	Time	Sector 1	Sector 2	Sector 3	T. Spd	Elapsed
1		10:48:15.362	10:46:47.363	44.593	43.406		10:48:15.362	4		1:41.986	32.219	32.238	37.529	263.4	10:55:27.452
2		1:43.185	32.265	32.650	38.270	258.3	10:49:58.547	5		1:42.210	32.232	32.303	37.675	264.7	10:57:09.662
3		1:43.011	32.271	32.652	38.088	258.3	10:51:41.558	6		1:48.141 P	32.087	32.674	43.380	265.3	10:58:57.803
4		1:42.959	32.308	32.788	37.863	258.9	10:53:24.517	7		4:19.216	3:08.029	33.331	37.856		11:03:17.019
5		1:46.735	32.362	32.553	41.820	259.6	10:55:11.252	8		1:42.719	32.343	32.564	37.812	264.7	11:04:59.738
6		1:43.158	32.375	32.780	38.003	260.8	10:56:54.410	9		1:42.648	32.285	32.616	37.747	264.7	11:06:42.386
7		1:43.002	32.206	33.012	37.784	262.1	10:58:37.412	10		1:43.346	32.207	33.171	37.968	264.7	11:08:25.732
8		1:43.030	32.379	32.611	38.040	261.5	11:00:20.442	11		1:42.870	32.327	32.893	37.650	265.3	11:10:08.602
9		1:48.555 P	32.630	32.875	43.050	261.5	11:02:08.997	12		1:43.197	32.208	33.020	37.969	265.3	11:11:51.799
10		3:38.923	2:17.743	32.885	48.295		11:05:47.920	13		1:43.730	33.178	32.707	37.845	264.7	11:13:35.529
11		1:43.470	32.591	32.819	38.060	260.8	11:07:31.390	14		1:43.685	32.103	32.830	38.752	266.0	11:15:19.214
12		1:43.882	33.256	32.844	37.782	260.8	11:09:15.272	15		3:28.872 P	1:12.236	1:00.475	1:16.161	80.5	11:18:48.086
13		1:44.993	33.306	32.984	38.703	261.5	11:11:00.265	16		4:48.320	3:36.747	33.532	38.041		11:23:36.406
14		1:48.285 P	32.551	32.885	42.849	259.6	11:12:48.550	17		1:43.242	32.850	32.709	37.683	261.5	11:25:19.648
15		3:12.588 P	1:33.008	35.855	1:03.725		11:16:01.138	18		1:43.661	33.127	32.802	37.732	266.0	11:27:03.309
16		6:19.660	5:06.372	33.843	39.445		11:22:20.798	19		1:42.734	32.154	32.669	37.911	264.7	11:28:46.043
17		1:45.390	33.478	33.293	38.619	254.7	11:24:06.188	20		1:42.958	32.352	32.772	37.834	265.3	11:30:29.001
18		1:44.814	32.909	33.179	38.726	257.7	11:25:51.002	21		1:51.579 P	32.228	33.515	45.836	266.6	11:32:20.580
19		1:46.576	32.965	33.111	40.500	257.1	11:27:37.578	22		3:26.053 P	1:55.304	32.914	57.835		11:35:46.633
20		1:47.423	34.896	33.637	38.890	248.8	11:29:25.001	23		5:43.517 P	4:26.560	33.209	43.748		11:41:30.150
21		1:45.728	33.074	33.321	39.333	258.3	11:31:10.729	24		3:02.761	1:51.272	33.013	38.476		11:44:32.911
22		1:44.895	32.837	33.416	38.642	258.3	11:32:55.624	25		1:44.422	33.002	32.896	38.524	266.0	11:46:17.333
23		1:46.888	34.523	33.508	38.857	258.3	11:34:42.512	26		2:07.380 P	36.719	37.895	52.766	253.5	11:48:24.713
24		2:11.932 P	34.128	43.487	54.317	257.7	11:36:54.444								
25		3:54.149	2:38.869	33.650	41.630		11:40:48.593								
26		1:46.077	33.791	33.615	38.671	258.9	11:42:34.670								
27		1:46.867	34.168	33.709	38.990	259.6	11:44:21.537								
28		1:46.234	33.527	33.473	39.234	258.9	11:46:07.771								
29		1:54.844 P	34.880	33.401	46.563	250.5	11:48:02.615								





Autodromo Int. do Algarve
International GT Open
Free Practice - 1
Lap Analysis

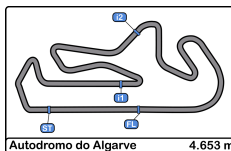


22							25									
PROAM			Alain Valente				Mercedes AMG GT3 EVO - 2021			AM			Alessandro Cozzi			
Florian Scholze			Team GT				Giorgio Sernagiotto			AF Corse						
Lap	D	Time	Sector 1	Sector 2	Sector 3	T. Spd	Elapsed	Lap	D	Time	Sector 1	Sector 2	Sector 3	T. Spd	Elapsed	
1		10:47:51.143	10:46:40.316	33.058	37.769		10:47:51.143	1		10:50:33.898	10:49:14.602	34.191	45.105		10:50:33.898	
2		1:42.616	32.324	32.483	37.809	257.7	10:49:33.759	2		1:44.097	32.876	32.959	38.262	258.9	10:52:17.995	
3		1:42.398	32.212	32.336	37.850	262.1	10:51:16.157	3		2:09.898 P	35.906	40.849	53.143	261.5	10:54:27.893	
4		1:45.811	32.938	32.721	40.152	260.8	10:53:01.968	4		3:02.437	1:50.195	32.975	39.267		10:57:30.330	
5		1:42.736	32.273	32.400	38.063	258.9	10:54:44.704	5		1:43.965	32.862	32.912	38.191	262.1	10:59:14.295	
6		1:43.808	33.084	32.934	37.790	262.7	10:56:28.512	6		1:44.344	32.993	32.799	38.519	258.9	11:00:58.606	
7		1:42.803	32.153	32.758	37.892	260.2	10:58:11.315	7		1:43.588	32.364	32.989	38.235	260.2	11:02:42.194	
8		1:42.267	32.168	32.349	37.750	260.2	10:59:53.582	8		1:45.112	32.890	32.637	39.585	260.2	11:04:27.306	
9		1:43.704	32.228	33.266	38.207	262.1	11:01:37.283	9		2:00.007 P	33.208	37.564	49.235	262.7	11:06:27.313	
10		1:42.670	32.133	32.550	37.987	260.2	11:03:19.953	10		4:47.651	3:31.672	33.878	42.101		11:11:14.964	
11		1:42.629	32.189	32.431	38.009	262.1	11:05:02.582	11		1:44.845	32.910	33.153	38.752	258.3	11:12:59.779	
12		1:42.430	32.106	32.315	38.009	261.5	11:06:45.012	12		1:45.875	32.612	33.707	39.556	262.1	11:14:45.654	
13		1:42.628	32.203	32.478	37.947	262.1	11:08:27.640	13		2:10.766 P	32.556	41.498	56.712	260.8	11:16:56.420	
14		1:47.035	34.472	34.219	38.344	264.7	11:10:14.675	14		5:56.755	4:38.376	33.977	44.402		11:22:53.175	
15		1:42.718	32.204	32.455	38.059	261.5	11:11:57.393	15		1:43.922	32.443	33.268	38.211	257.7	11:24:37.097	
16		1:42.682	32.188	32.587	37.907	261.5	11:13:40.075	16		1:43.581	32.551	32.837	38.193	260.8	11:26:20.678	
17		1:42.656	32.121	32.584	37.951	263.4	11:15:22.731	17		1:43.254	32.344	32.750	38.160	263.4	11:28:03.932	
18		3:27.751 P	1:10.047	1:01.059	1:16.645	74.8	11:18:50.482	18		1:44.285	32.365	32.844	39.076	261.5	11:29:48.217	
19		4:27.415	3:12.477	35.494	39.444		11:23:17.897	19		1:54.753 P	33.640	34.108	47.005	264.0	11:31:42.970	
20		1:44.740	32.933	33.089	38.718	257.7	11:25:02.637	20		4:43.833 P	3:07.473	38.022	58.338		11:36:26.803	
21		1:44.240	32.731	32.948	38.561	259.6	11:26:46.877	21		4:19.068	3:04.691	33.419	40.958		11:40:45.871	
22		1:45.435	32.593	32.977	39.865	259.6	11:28:32.312	22		1:45.555	32.818	34.342	38.395	263.4	11:42:31.426	
23		1:44.254	32.812	32.841	38.598	257.7	11:30:16.563	23		1:45.737	32.381	33.073	40.283	266.0	11:44:17.163	
24		1:44.172	32.546	32.937	38.689	260.2	11:32:00.735	24		1:43.293	32.288	32.775	38.230	262.1	11:46:00.456	
25		1:44.879	32.806	33.429	38.644	262.1	11:33:45.614	25		1:43.175	32.443	32.801	37.931	263.4	11:47:43.631	
26		2:02.567 P	32.419	32.899	57.249	260.8	11:35:48.181	26		1:52.097 P	32.380	33.114	46.603	266.0	11:49:35.728	
27		5:14.230	4:02.348	33.266	38.616		11:41:02.411									
28		1:45.268	33.137	33.256	38.875	259.6	11:42:47.679									
29		1:44.882	33.118	33.207	38.557	259.6	11:44:32.561									
30		1:44.320	32.707	33.082	38.531	260.2	11:46:16.881									
31		2:06.102 P	35.978	38.216	51.908	260.8	11:48:22.983									

23							
PRO			Simon Reicher				
Christopher Haase			Audi R8 LMS GT3 Evo II				
EaStalent-Racing							
Lap	D	Time	Sector 1	Sector 2	Sector 3	T. Spd	Elapsed
1		10:49:32.079			10:49:32.079		10:49:32.079

26							
PROAM			Omar Jackson				
Ramez Azzam			Ferrari 296 GT3				
racing one							
Lap	D	Time	Sector 1	Sector 2	Sector 3	T. Spd	Elapsed
1		10:49:23.950	10:48:08.409	35.296	40.245		10:49:23.950
2		1:48.794	33.422	35.057	40.315	252.9	10:51:12.744
3		1:49.284	34.035	34.867	40.382	253.5	10:53:02.028
4		1:54.040	34.000	37.641	42.399	242.1	10:54:56.068
5		2:03.175 P	36.257	35.121	51.797	249.4	10:56:59.243
6		7:10.121	5:55.576	34.917	39.628		11:04:09.364
7		1:47.124	33.500	34.080	39.544	254.1	11:05:56.488
8		1:46.239	33.038	34.020	39.181	255.9	11:07:42.727
9		1:46.466	33.064	34.046	39.356	255.9	11:09:29.193
10		1:47.007	33.814	33.676	39.517	257.1	11:11:16.200
11		1:46.327	33.211	33.635	39.481	258.3	11:13:02.527
12		1:47.743	33.074	34.040	40.629	258.9	11:14:50.270
13		2:13.895 P	33.664	42.299	57.932	258.9	11:17:04.165
14		9:28.568	8:14.921	34.805	38.842		11:26:32.733
15		1:45.551	33.289	33.613	38.649	254.7	11:28:18.284
16		1:44.494	32.741	33.388	38.365	256.5	11:30:02.778
17		1:44.590	32.698	33.333	38.559	257.7	11:31:47.368
18		1:45.515	32.776	33.621	39.118	258.3	11:33:32.883
19		1:53.691 P	32.653	33.301	47.737	258.3	11:35:26.574
20		7:00.050	5:56.511	33.710	39.729		11:42:36.524
21		1:47.193	32.777	34.009	40.407	257.1	11:44:23.717
22		1:47.709	33.405	33.144	41.160	257.1	11:46:11.426
23		2:05.773 P	36.099	37.254	52.420	251.7	11:48:17.199





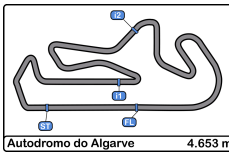
Autodromo Int. do Algarve
International GT Open
Free Practice - 1
Lap Analysis



27							33								
Marco Pulcini							Miloš Pavlović								
Ferrari 488 GT3 MY 2020							Lamborghini Huracan GT3 EVO2								
PROAM Eddie Cheever III							PROAM Sanporn Jao-Javanil								
AF Corse							Bonaldi Motorsport								
Lap	D	Time	Sector 1	Sector 2	Sector 3	T. Spd	Elapsed	Lap	D	Time	Sector 1	Sector 2	Sector 3	T. Spd	Elapsed
1		11:00:51.786	10:59:38.172	33.311	40.303		11:00:51.786	1		10:53:31.036	10:52:15.740	33.676	41.620		10:53:31.036
2		1:41.793	31.821	32.435	37.537	263.4	11:02:33.579	2		1:43.147	32.401	32.813	37.933	258.3	10:55:14.183
3		1:49.784	31.874	33.407	44.503	264.0	11:04:23.363	3		1:48.504	32.843	33.452	42.209	260.8	10:57:02.687
4		1:42.047	31.948	32.359	37.740	264.0	11:06:05.410	4		1:43.628	32.613	33.031	37.984	258.9	10:58:46.315
5		1:50.831	36.222	36.417	38.192	266.0	11:07:56.241	5		1:43.737	32.464	33.056	38.217	258.3	11:00:30.052
6		1:41.803	31.877	32.371	37.555	266.0	11:09:38.044	6		1:58.263 P	33.309	36.095	48.859	258.9	11:02:28.315
7		1:53.835 P	33.857	34.008	45.970	266.0	11:11:31.879	7		1:46.096	5:01.598	34.935	39.563		11:08:44.411
8		4:33.633 P	2:58.716	33.516	1:01.401		11:16:05.512	8		1:48.351	33.719	34.375	40.257	254.7	11:10:32.762
9		6:20.198	5:07.656	32.601	39.941		11:22:25.710	9		1:46.785	33.626	34.036	39.123	256.5	11:12:19.547
10		1:47.257	32.209	35.894	39.154	264.7	11:24:12.967	10		1:46.038	33.259	33.694	39.085	256.5	11:14:05.585
11		1:42.037	31.885	32.439	37.713	263.4	11:25:55.004	11		2:08.296 P	33.167	34.681	1:00.448	256.5	11:16:13.881
12		1:49.589 P	32.386	33.472	43.731	266.0	11:27:44.593	12		1:23.832	5:07.997	33.798	42.037		11:22:37.713
13		4:44.419	3:31.101	33.956	39.362		11:32:29.012	13		1:46.445	32.714	33.091	40.640	256.5	11:24:24.158
14		1:45.015	32.927	33.421	38.667	256.5	11:34:14.027	14		1:43.928	32.589	32.960	38.379	258.3	11:26:08.086
15		1:47.817	32.919	33.142	41.756	258.9	11:36:01.844	15		1:43.932	32.487	33.064	38.381	257.7	11:27:52.018
16		2:35.708 P	53.050	45.585	57.073	114.8	11:38:37.552	16		1:48.233	33.675	33.662	40.896	254.7	11:29:40.251
17		2:46.290	1:34.512	33.202	38.576		11:41:23.842	17		1:40.899 P	32.753	33.169	43.977	257.1	11:31:30.150
18		1:44.571	32.658	33.468	38.445		11:43:08.413	18		3:30.066	2:14.345	34.606	41.115		11:35:00.216
19		1:44.673	33.124	33.097	38.452	258.9	11:44:53.086	19		2:32.937 P	43.668	46.630	1:02.639		11:37:33.153
20		1:44.346	32.807	33.084	38.455		11:46:37.432	20		3:08.853	1:55.371	33.797	39.685		11:40:42.006
21		2:02.566 P	37.704	35.653	49.209	184.3	11:48:39.998	21		1:46.833	33.538	33.943	39.352	253.5	11:42:28.839
22								22		1:51.469	33.417	38.107	39.945	255.9	11:44:20.308
23								23		1:51.981	38.421	34.088	39.472	251.7	11:46:12.289
24								24		2:06.382 P	36.282	36.825	53.275	238.9	11:48:18.671

32							38								
Martin Kodrić							Nicolò Rosi								
Lamborghini Huracan GT3 EVO2							Ferrari 488 GT3 EVO								
PROAM Sandro Mur							PROAM Niccolò Schirò								
Bonaldi Motorsport							Kessel Racing								
Lap	D	Time	Sector 1	Sector 2	Sector 3	T. Spd	Elapsed	Lap	D	Time	Sector 1	Sector 2	Sector 3	T. Spd	Elapsed
1		10:53:16.020	10:51:54.934	40.112	40.974		10:53:16.020	1		10:47:57.620	10:46:42.257	34.652	40.711		10:47:57.620
2		1:52.407	36.802	35.397	40.208	240.5	10:55:08.427	2		1:41.892	32.152	32.508	37.232	261.5	10:49:39.512
3		1:42.254	32.106	32.537	37.611	260.2	10:56:50.681	3		1:46.929	34.834	34.105	37.990	264.7	10:51:26.441
4		1:42.022	32.116	32.576	37.330	262.7	10:58:32.703	4		1:43.632	31.915	33.962	37.755	263.4	10:53:10.073
5		1:45.398	32.294	34.621	38.483	263.4	11:00:18.101	5		1:42.197	31.914	32.607	37.676	264.7	10:54:52.270
6		1:42.446	32.176	32.709	37.561	262.7	11:02:00.547	6		1:52.120 P	32.012	35.371	44.737	264.0	10:56:44.390
7		1:49.972 P	32.139	33.938	43.895	264.7	11:03:50.519	7		5:33.229	4:20.084	33.411	39.734		11:02:17.619
8		8:01.036	6:48.618	34.192	38.226		11:11:51.555	8		1:42.443	32.104	32.629	37.710	262.7	11:04:00.062
9		1:47.290	34.885	32.951	39.454	260.2	11:13:38.845	9		1:42.857	32.422	32.567	37.868	264.0	11:05:42.919
10		1:43.120	32.363	32.951	37.806	261.5	11:15:21.965	10		1:42.543	32.267	32.627	37.649	262.1	11:07:25.462
11		3:27.231 P	1:10.240	1:00.981	1:16.010	79.8	11:18:49.196	11		1:42.473	32.203	32.703	37.567	262.1	11:09:07.935
12		5:30.495	4:08.258	36.783	45.454		11:24:19.691	12		1:48.038	33.624	33.898	40.516	262.7	11:10:55.973
13		1:48.574	33.986	34.439	40.149		11:26:08.265	13		1:42.463	32.227	32.671	37.565	260.8	11:12:38.436
14		1:49.593	33.978	34.601	41.014	255.3	11:27:57.858	14		1:49.101 P	32.269	32.826	44.006	262.1	11:14:27.537
15		1:49.220	33.842	35.476	39.902	257.1	11:29:47.078	15		1:54			44.160		11:14:27.691
16		1:48.330	33.475	34.216	40.639	257.7	11:31:35.408	16		1:44.490	17:29.288	35.377	39.825		11:33:12.181
17		1:47.469	34.224	33.673	39.572	257.7	11:33:22.877	17		1:47.677	33.714	34.137	39.826	255.3	11:34:59.858
18		1:46.158	33.415	33.678	39.065	257.1	11:35:09.035	18		2:31.282 P	43.168	46.532	1:01.582	225.9	11:37:31.140
19		2:30.803 P	41.283	44.235	1:05.285	259.6	11:37:39.838	19		3:21.894	2:08.478	33.985	39.431		11:40:53.034
20		5:56.621 P	4:36.293	33.938	46.390		11:43:36.459	20		1:45.848	33.293	33.608	38.947	257.7	11:42:38.882
21		2:58.962 P	1:38.322	34.010	46.630		11:46:35.421	21		1:45.728	33.064	33.418	39.246	258.9	11:44:24.610
								22		1:46.074	33.163	33.388	39.523	258.3	11:46:10.684
								23		2:04.020 P	36.064	36.864	51.092	239.4	11:48:14.704





Autodromo Int. do Algarve
International GT Open
Free Practice - 1
Lap Analysis



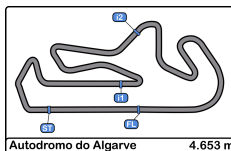
51 Nicola Marinangeli Ferrari 488 GT3 MY 2020 **55** Laurent De Meeus Ferrari 488 GT3 MY 2020

PRO Riccardo Agostini						AF Corse					PROAM Jamie Stanley					AF Corse							
Lap	D	Time	Sector 1	Sector 2	Sector 3	T. Spd	Elapsed	Lap	D	Time	Sector 1	Sector 2	Sector 3	T. Spd	Elapsed	Lap	D	Time	Sector 1	Sector 2	Sector 3	T. Spd	Elapsed
1		10:51:35.671 P	10:50:11.752	35.875	48.044		10:51:35.671	1		10:48:05.908	10:46:43.895	36.236	45.777		10:48:05.908								
2		2:47.299	1:32.021	35.488	39.790		10:54:22.970	2		1:42.489	32.127	32.731	37.631	266.0	10:49:48.397								
3		1:42.670	32.070	32.799	37.801		10:56:05.640	3		1:42.933	32.123	32.873	37.937		10:51:31.330								
4		1:43.124	32.032	33.076	38.016	266.0	10:57:48.764	4		1:54.449 P	32.539	32.842	45.738	262.1	10:53:22.449								
5		1:42.667	32.141	32.759	37.767	266.6	10:59:31.431	5		3:45.204	2:25.846	40.463	38.895		10:57:07.653								
6		1:43.317	32.220	32.907	38.190	267.3	11:01:14.748	6		1:43.067	32.228	32.696	38.143	264.7	10:58:50.720								
7		1:45.605	32.181	33.136	40.288	264.7	11:03:00.353	7		1:49.472 P	32.514	32.789	44.169		11:00:40.192								
8		1:49.437 P	32.427	32.907	44.103	260.8	11:04:49.790	8		3:46.432	2:31.416	34.282	40.734		11:04:26.624								
9		3:35.731 P	2:18.293	33.501	43.937		11:08:25.521	9		1:46.624	33.442	33.636	39.546		11:06:13.248								
10		3:04.746	1:30.115	35.395	59.236		11:11:30.267	10		1:46.669	33.429	33.945	39.295	261.5	11:07:59.917								
11		1:42.444	32.086	32.421	37.937		11:13:12.711	11		1:46.062	33.075	33.674	39.313	262.7	11:09:45.979								
12		1:49.541	32.115	38.925	38.501	267.3	11:15:02.252	12		1:46.412	33.305	33.881	39.226	262.7	11:11:32.391								
13		2:16.731 P	33.676	39.870	1:03.185	264.7	11:17:18.983	13		1:45.922	33.240	33.484	39.198	263.4	11:13:18.313								
14		7:10.069	5:45.846	37.206	47.017		11:24:29.052	14		1:45.784	32.974	33.891	38.919		11:15:04.097								
15		1:42.774	32.277	32.464	38.033		11:26:11.826	15		2:17.782 P	34.485	41.255	1:02.042	262.7	11:17:21.879								
16		1:51.033 P	32.459	33.422	45.152		11:28:02.859	16		5:40.955	4:23.853	34.803	42.299		11:23:02.834								

54 Dexter Müller Mercedes AMG GT3

PROAM Yannick Mettler						CBRX by SPS									
Lap	D	Time	Sector 1	Sector 2	Sector 3	T. Spd	Elapsed	Lap	D	Time	Sector 1	Sector 2	Sector 3	T. Spd	Elapsed
1		10:52:27.945	10:51:14.087	34.528	39.330		10:52:27.945	17		1:50.554	33.278	37.147	40.129		11:24:53.388
2		1:52.562	31.982	40.840	39.740	264.7	10:54:20.507	18		1:47.336	33.408	34.068	39.860		11:26:40.724
3		1:41.902	32.068	32.569	37.265	266.0	10:56:02.409	19		1:57.086 P	35.467	34.311	47.308		11:28:37.810
4		1:45.076	31.966	35.584	37.526	267.3	10:57:47.485	20		3:00.103	1:41.927	34.275	43.901		11:31:37.913
5		1:41.675	32.043	32.388	37.244	266.0	10:59:29.160	21		1:46.709	33.480	34.029	39.200		11:33:24.622
6		1:52.107 P	32.071	33.485	46.551	266.0	11:01:21.267	22		1:45.699	32.843	33.994	38.862		11:35:10.321
7		4:12.333	2:58.647	33.485	40.201		11:05:33.600	23		2:33.712 P	41.576	45.421	1:06.715	207.2	11:37:44.033
8		1:42.326	32.094	32.636	37.596	264.7	11:07:15.926	24		3:51.128	2:37.456	34.229	39.443		11:41:35.161
9		1:42.599	32.215	32.670	37.714	266.0	11:08:58.525	25		1:46.484	32.901	33.934	39.649	260.2	11:43:21.645
10		1:51.578 P	32.950	33.173	45.455	267.3	11:10:50.103	26		1:50.112	33.647		2:29.761		11:45:11.757
11		5:12.615 P	3:37.652	34.720	1:00.243		11:16:02.718	27		1:46.493	33.410	33.705	39.378		11:46:58.250
12		6:27.214	5:13.450	34.342	39.422		11:22:29.932	28		2:02.274 P	34.296	35.417	52.561		11:49:00.524
13		1:46.514	33.219	33.936	39.359	259.6	11:24:16.446								
14		1:50.080	33.090	33.916	43.074	263.4	11:26:06.526								
15		1:47.675	35.308	33.524	38.843	258.9	11:27:54.201								
16		1:58.215 P	36.492	34.283	47.440	261.5	11:29:52.416								
17		2:45.610	1:32.365	33.787	39.458		11:32:38.026								
18		1:44.099	32.875	32.984	38.240	261.5	11:34:22.125								
19		2:05.747 P	32.646	37.664	55.437	263.4	11:36:27.872								
20		5:08.150	3:54.392	34.151	39.607		11:41:36.022								
21		1:45.864	32.973	33.774	39.117	259.6	11:43:21.886								
22		1:47.531	34.553	34.122	38.856	254.1	11:45:09.417								
23		1:44.573	33.021	33.291	38.261	263.4	11:46:53.990								
24		2:04.498 P	35.394	37.688	51.416	226.4	11:48:58.488								





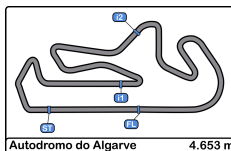
Autodromo Int. do Algarve
International GT Open
Free Practice - 1
Lap Analysis



61							63								
Jean-Claude Saada							Pierre Louis Chovet								
Ferrari 488 GT3 MY 2020							Lamborghini Huracan GT3 EVO2								
AM Conrad Grunewald							PRO Maximilian Paul								
AF Corse							Oregon Team								
Lap	D	Time	Sector 1	Sector 2	Sector 3	T. Spd	Elapsed	Lap	D	Time	Sector 1	Sector 2	Sector 3	T. Spd	Elapsed
1		10:49:17.752	10:48:06.807	33.266	37.679		10:49:17.752	1		10:48:51.530	10:47:39.430	34.072	38.028		10:48:51.530
2		1:41.670	32.024	32.507	37.139	262.1	10:50:59.422	2		1:42.783	32.495	32.568	37.720	261.5	10:50:34.313
3		1:41.996	32.177	32.348	37.471	263.4	10:52:41.418	3		2:01.649	37.312	35.143	49.194	263.4	10:52:35.962
4		1:42.295	32.141	32.622	37.532	266.0	10:54:23.713	4		1:43.380	32.350	32.814	38.216	260.2	10:54:19.342
5		1:49.977 P	32.082	32.916	44.979	267.9	10:56:13.690	5		1:42.341	32.301	32.463	37.577	261.5	10:56:01.683
6		4:28.730	3:14.644	34.661	39.425		11:00:42.420	6		1:42.412	32.233	32.387	37.792	262.7	10:57:44.095
7		1:47.050	33.587	34.195	39.268	259.6	11:02:29.470	7		1:49.905 P	32.159	32.718	45.028	262.7	10:59:34.000
8		1:45.832	33.372	33.715	38.745	262.7	11:04:15.302	8		3:49.122	2:33.898	35.412	39.812		11:03:23.122
9		1:46.382	33.324	34.053	39.005	261.5	11:06:01.684	9		1:43.081	32.309	32.523	38.249	263.4	11:05:06.203
10		1:46.352	33.201	34.231	38.920	261.5	11:07:48.036	10		1:43.399	32.637	32.716	38.046	258.3	11:06:49.602
11		1:47.924	34.328	34.420	39.176	263.4	11:09:35.960	11		1:42.784	32.277	32.572	37.935	262.1	11:08:32.386
12		1:46.834	33.553	34.321	38.960	258.3	11:11:22.794	12		1:50.032 P	32.448	33.040	44.544	262.1	11:10:22.418
13		1:46.845	33.328	34.330	39.187	258.9	11:13:09.639	13		3:10.744	1:58.562	33.822	38.360		11:13:33.162
14		1:47.365	34.344	33.951	39.070	262.7	11:14:57.004	14		1:45.167	32.593	33.236	39.338	259.6	11:15:18.329
15		2:15.218 P	34.573	41.471	59.174	262.1	11:17:12.222	15		3:28.502 P	1:12.198	1:00.566	1:15.738	79.9	11:18:46.831
16		6:28.914	5:15.377	33.882	39.655		11:23:41.136	16		5:32.185	4:19.150	33.295	39.740		11:24:19.016
17		1:47.184	34.025	34.032	39.127	258.3	11:25:28.320	17		1:43.986	32.698	32.883	38.405	255.9	11:26:03.002
18		1:45.977	33.151	33.922	38.904	257.7	11:27:14.297	18		1:44.268	32.444	33.620	38.204	260.2	11:27:47.270
19		1:48.009	34.463	34.165	39.381	263.4	11:29:02.306	19		1:44.217	32.464	33.076	38.677	259.6	11:29:31.487
20		1:45.451	32.758	33.810	38.883	260.8	11:30:47.757	20		1:43.080	32.358	32.821	37.901	259.6	11:31:14.567
21		1:45.474	32.896	33.726	38.552	259.6	11:32:32.931	21		1:49.506 P	32.337	33.020	44.149	261.5	11:33:04.073
22		1:44.648	32.804	33.302	38.542	261.5	11:34:17.579	22		3:26.470 P	1:56.601	33.164	56.705		11:36:30.543
23		1:55.494 P	32.779	34.192	48.523	260.8	11:36:13.073	23		4:17.418	3:05.621	33.103	38.694		11:40:47.961
24		4:32.985	3:20.922	33.184	38.879		11:40:46.058	24		1:45.509	32.978	33.114	39.417	259.6	11:42:33.470
25		1:45.861	32.996	34.324	38.541	266.6	11:42:31.919	25		1:44.434	33.277	32.891	38.266	257.7	11:44:17.904
26		1:43.993	32.414	33.401	38.178	267.3	11:44:15.912	26		1:43.444	32.467	32.842	38.135	259.6	11:46:01.348
27		1:43.005	32.233	32.868	37.904	263.4	11:45:58.917	27		1:49.519 P	32.274	32.948	44.297	260.8	11:47:50.867
28		1:43.031	32.254	33.030	37.747	265.3	11:47:41.948								
29		1:50.403 P	32.767	33.040	44.596	262.7	11:49:32.351								

65							
Heiko Neumann							
Mercedes AMG GT3 2020							
AM Timo Rumpfkeil							
Team Motopark							
Lap	D	Time	Sector 1	Sector 2	Sector 3	T. Spd	Elapsed
1		10:54:35.292	10:53:20.245	35.205	39.842		10:54:35.292
2		1:43.680	32.507	33.010	38.163		10:56:18.972
3		1:43.834	32.815	32.881	38.138		10:58:02.806
4		1:42.954	32.303	32.634	38.017		10:59:45.760
5		1:43.074	32.322	32.608	38.144		11:01:28.834
6		1:43.242	32.553	32.689	38.000		11:03:12.076
7		1:50.657 P	32.777	33.258	44.622		11:05:02.733
8		2:55.882	1:42.593	33.379	39.910		11:07:58.615
9		1:43.808	32.552	33.035	38.221		11:09:42.423
10		1:43.594	32.323	33.192	38.079		11:11:26.017
11		1:43.935		2:16.981	38.225		11:13:09.952
12		1:45.297		4:01.959	38.544		11:14:55.249
13		2:13.488 P	35.027	41.544	56.917		11:17:08.737
14		7:23.363	6:10.514	33.818	39.031		11:24:32.100
15		1:45.078	32.708	33.772	38.598		11:26:17.178
16		1:45.057	33.089	33.058	38.910		11:28:02.235
17		1:45.625	32.880	33.572	39.173		11:29:47.860
18		1:47.609	33.555	33.883	40.171		11:31:35.469
19		1:44.880	33.068	33.090	38.722		11:33:20.349
20		1:43.923	32.685	33.001	38.237		11:35:04.272
21		2:33.858 P	42.663	46.768	1:04.427		11:37:38.130



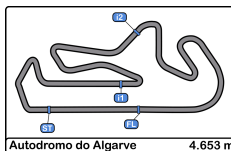


Autodromo Int. do Algarve
International GT Open
Free Practice - 1
Lap Analysis



66						69											
Stewart Proctor			McLaren 720S GT3			Samuel De Haan			McLaren 720S GT3								
PROAM			Lewis Proctor			Greystone GT			PRO			Charlie Fagg			Optimum Motorsport		
Lap	D	Time	Sector 1	Sector 2	Sector 3	T. Spd	Elapsed	Lap	D	Time	Sector 1	Sector 2	Sector 3	T. Spd	Elapsed		
1		10:49:07.215	10:47:53.682	33.775	39.758		10:49:07.215	1		10:48:23.903	10:47:07.228	33.968	42.707		10:48:23.903		
2		1:42.824	32.354	32.817	37.653	258.9	10:50:50.039	2		1:42.908	32.447	32.786	37.675	260.8	10:50:06.811		
3		1:42.522	32.261	32.811	37.450	259.6	10:52:32.561	3		1:42.571	32.204	32.482	37.885	262.7	10:51:49.382		
4		2:12.457 P	37.293	43.684	51.480	261.5	10:54:45.018	4		1:42.627	32.099	32.509	38.019	262.7	10:53:32.009		
5		5:06.939	3:53.981	33.641	39.317		10:59:51.957	5		1:45.787	32.430	32.921	40.436	265.3	10:55:17.796		
6		1:47.084	33.333	33.704	40.047	254.7	11:01:39.041	6		1:53.813 P	32.532	34.139	47.142	262.7	10:57:11.609		
7		1:45.907	33.229	33.585	39.093	257.7	11:03:24.948	7		3:35.214	2:23.771	33.346	38.097		11:00:46.823		
8		1:46.005	33.126	33.349	39.530	257.7	11:05:10.953	8		1:42.765	32.236	32.652	37.877	263.4	11:02:29.588		
9		1:46.166	33.182	33.666	39.318	256.5	11:06:57.119	9		1:51.330	33.684	33.360	44.286	263.4	11:04:20.918		
10		1:48.252	33.652	34.881	39.719	255.9	11:08:45.371	10		1:42.626	32.208	32.691	37.727	262.7	11:06:03.544		
11		1:49.516	33.505	34.697	41.314	258.9	11:10:34.887	11		1:42.859	32.093	32.972	37.794	265.3	11:07:46.403		
12		1:47.339	34.024	33.778	39.537	257.7	11:12:22.226	12		1:43.101	32.227	32.581	38.293	264.7	11:09:29.504		
13		1:45.643	33.204	33.353	39.086	255.9	11:14:07.869	13		1:42.531	32.298	32.463	37.770	264.7	11:11:12.035		
14		2:03.354 P	32.962	33.472	56.920	258.9	11:16:11.223	14		1:45.726	32.148	32.600	40.978	264.7	11:12:57.761		
15		6:49.790	5:35.986	33.914	39.890		11:23:01.013	15		1:43.228	32.395	32.852	37.981	264.0	11:14:40.989		
16		1:46.130	33.394	33.498	39.238	255.3	11:24:47.143	16		2:01.043 P	32.101	39.518	49.424	262.7	11:16:42.032		
17		1:48.829	33.603	34.717	40.509	255.9	11:26:35.972	17		6:50.897	5:39.272	33.098	38.527		11:23:32.929		
18		1:49.326	33.501	35.569	40.256	254.7	11:28:25.298	18		1:43.890	32.469	32.783	38.638	262.1	11:25:16.819		
19		1:45.672	33.256	33.391	39.025	255.9	11:30:10.970	19		1:43.662	32.859	32.740	38.063	260.8	11:27:00.481		
20		1:45.919	33.248	33.381	39.290	258.3	11:31:56.889	20		1:43.053	32.186	32.727	38.140	262.7	11:28:43.534		
21		1:53.136	37.688	35.632	39.816	258.9	11:33:50.025	21		1:43.321	32.389	32.720	38.212	264.0	11:30:26.855		
22		2:01.908 P	33.102	33.352	55.454	256.5	11:35:51.933	22		1:52.262 P	32.503	33.932	45.827	266.0	11:32:19.117		
23		5:29.243	4:18.111	33.406	37.726		11:41:21.176	23		3:47.437 P	2:19.996	35.353	52.088		11:36:06.554		
24		1:43.966	32.436	33.113	38.417	260.2	11:43:05.142	24		7:20.453	5:56.453	38.340	45.660		11:43:27.007		
25		1:43.238	32.543	32.876	37.819	258.3	11:44:48.380	25		1:52.542	34.970	37.039	40.533	255.3	11:45:19.549		
26		1:50.547 P	32.597	33.044	44.906	259.6	11:46:38.927	26		1:51.557	35.615	36.016	39.926	237.8	11:47:11.106		
								27		2:19.985 P	34.638	40.958	1:04.389	221.3	11:49:31.091		





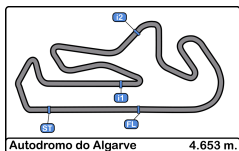
Autodromo Int. do Algarve
International GT Open
Free Practice - 1
Lap Analysis



77							84								
Al Faisal Al Zubair							Andrew Gilbert								
Mercedes AMG GT3 2023							McLaren 720S GT3								
PRO Fabian Schiller							PROAM Fran Rueda								
AlManar Racing by GetSpeed							Altitude Racing by Greystone GT								
Lap	D	Time	Sector 1	Sector 2	Sector 3	T. Spd	Elapsed	Lap	D	Time	Sector 1	Sector 2	Sector 3	T. Spd	Elapsed
1		10:54:04.393	10:52:44.564	37.952	41.877		10:54:04.393	1		10:48:42.741	10:47:30.387	34.183	38.171		10:48:42.741
2		1:42.465	32.362	32.633	37.470	263.4	10:55:46.858	2		1:42.657	32.247	32.715	37.695	256.5	10:50:25.398
3		1:42.618	31.929	32.642	38.047	266.0	10:57:29.476	3		1:42.202	32.060	32.387	37.755	258.9	10:52:07.600
4		1:42.040	31.967	32.393	37.680	264.7	10:59:11.516	4		1:42.497	32.166	32.469	37.862	258.9	10:53:50.097
5		1:42.010	32.079	32.166	37.765	265.3	11:00:53.526	5		1:54.453 P	32.197	32.954	49.302	260.8	10:55:44.550
6		1:41.819	31.930	32.267	37.622	267.3	11:02:35.345	6		4:55.016	3:43.901	33.048	38.067		11:00:39.566
7		1:49.821	33.276	34.436	42.109	267.9	11:04:25.166	7		1:42.986	32.285	32.489	38.212	258.3	11:02:22.552
8		1:49.642 P	32.103	32.543	44.996	265.3	11:06:14.808	8		1:43.096	32.358	32.827	37.911	259.6	11:04:05.648
9		3:44.014	2:27.723	35.786	40.505		11:09:58.822	9		1:52.835 P	32.402	32.812	47.621	260.2	11:05:58.483
10		1:41.686	32.003	32.228	37.455	265.3	11:11:40.508	10		3:22.983	2:08.403	34.256	40.324		11:09:21.466
11		1:41.614	31.866	32.239	37.509	266.6	11:13:22.122	11		1:47.185	33.654	33.950	39.581	255.9	11:11:08.651
12		1:48.471 P	32.018	33.129	43.324	266.6	11:15:10.593	12		1:46.126	33.135	33.732	39.259	258.3	11:12:54.777
13		7:06.182	5:55.537	32.980	37.665		11:22:16.775	13		1:48.751	35.329	34.128	39.294	260.2	11:14:43.528
14		1:41.898	31.975	32.226	37.697	264.7	11:23:58.673	14		2:00.256 P	33.315	36.614	50.327	258.9	11:16:43.784
15		1:41.827	31.934	32.191	37.702	265.3	11:25:40.500	15		7:00.385	5:46.946	34.167	39.272		11:23:44.169
16		1:49.803 P	32.241	33.046	44.516	265.3	11:27:30.303	16		1:46.566	33.938	33.545	39.083	257.1	11:25:30.735
17		2:51.715	1:36.082	32.539	43.094		11:30:22.018	17		1:44.796	32.690	33.409	38.697	258.3	11:27:15.531
18		1:41.730	31.737	32.395	37.598	267.3	11:32:03.748	18		2:16.327	1:03.632	33.197	39.498	260.8	11:29:31.858
19		1:47.961 P	32.005	32.999	42.957	268.6	11:33:51.709	19		1:44.699	32.833	33.213	38.644	260.8	11:31:16.548
20		6:53.575	5:38.591	33.730	41.254		11:40:45.284	20		1:50.701 P	33.052	33.449	44.200	262.1	11:33:07.249
21		1:44.954	32.751	33.675	38.525	264.0	11:42:30.235	21		3:28.775 P	2:01.049	39.241	48.485		11:36:36.024
22		1:44.741	32.573	33.563	38.605	264.7	11:44:14.976	22		4:53.553	3:42.118	33.226	38.209		11:41:29.577
23		1:43.135	32.344	32.834	37.957	264.0	11:45:58.111	23		1:43.094	32.440	32.849	37.805	258.9	11:43:12.671
24		1:42.990	32.130	32.925	37.935	264.7	11:47:41.101	24		1:42.802	32.152	32.753	37.897	259.6	11:44:55.473
25		1:50.619 P	32.356	32.679	45.584	264.7	11:49:31.720	25		1:57.781 P	32.503	32.626	52.652	260.8	11:46:53.254

80							
Luca Engstler							
Audi R8 LMS Evo II							
PRO Dylan Yip							
Liqui Moly Team Engstler							
Lap	D	Time	Sector 1	Sector 2	Sector 3	T. Spd	Elapsed
1		10:48:05.178	10:46:47.134	33.669	44.375		10:48:05.178
2		1:41.766	32.154	32.507	37.105	258.9	10:49:46.944
3		1:41.324	31.723	32.303	37.298	263.4	10:51:28.268
4		1:46.743	31.903	32.952	41.888	262.7	10:53:15.011
5		1:47.790 P	31.968	32.407	43.415	260.2	10:55:02.801
6		3:25.978	2:11.319	34.247	40.412		10:58:28.779
7		1:45.944	33.043	33.777	38.221	260.8	11:00:13.820
8		1:43.542	32.471	32.738	38.333	260.8	11:01:57.362
9		1:43.695	32.723	32.875	38.097	261.5	11:03:41.057
10		1:45.694	32.430	32.899	40.365	260.8	11:05:26.751
11		1:44.931	32.785	33.151	38.995	262.1	11:07:11.682
12		1:46.397	33.065	33.292	40.040	260.8	11:08:58.079
13		1:46.094	34.544	33.469	38.081	241.0	11:10:44.173
14		1:44.218	32.798	33.226	38.194	262.1	11:12:28.391
15		1:44.288	32.938	33.066	38.284	260.8	11:14:12.679
16		2:02.436 P	32.693	33.269	56.474	261.5	11:16:15.115
17		6:27.074	5:12.418	34.719	39.937		11:22:42.189
18		1:44.408	33.018	32.992	38.398	258.9	11:24:26.597
19		1:44.047	32.845	32.823	38.379	262.7	11:26:10.644
20		1:44.949	32.659	33.649	38.641	261.5	11:27:55.593
21		2:02.258	36.178	36.155	49.925	262.7	11:29:57.851
22		1:45.253	33.112	33.780	38.361	257.1	11:31:43.104
23		1:44.659	32.824	33.676	38.159	263.4	11:33:27.763
24		5:21.531 P	32.896	33.051	4:15.584	262.7	11:38:49.294





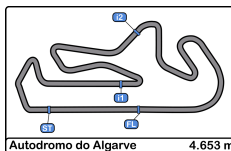
Autodromo Int. do Algarve
International GT Open
Free Practice - 1
Lap Analysis



88						91											
Gino Forgione						Ernst Kirchmayr											
Ferrari 488 GT3 MY 2020						Ferrari 488 GT3 Evo											
AM*			Andrea Montermini			AF Corse			AM			Philipp Baron			Team Baron Motorsport		
Lap	D	Time	Sector 1	Sector 2	Sector 3	T. Spd	Elapsed	Lap	D	Time	Sector 1	Sector 2	Sector 3	T. Spd	Elapsed		
1		10:48:44.988	10:47:28.840	36.283	39.865		10:48:44.988	1		10:48:46.640	10:47:30.031	36.925	39.684		10:48:46.640		
2		1:45.031	32.674	34.240	38.117	258.9	10:50:30.019	2		1:44.489	32.506	33.517	38.466	261.5	10:50:31.129		
3		1:53.688	34.857	36.672	42.159	198.8	10:52:23.707	3		1:44.037	32.290	33.565	38.182	262.7	10:52:15.166		
4		1:46.385	33.915	33.958	38.512	264.7	10:54:10.092	4		1:44.622	32.332	32.947	39.343	262.1	10:53:59.788		
5		1:42.946	32.190	32.899	37.857		10:55:53.038	5		1:44.147	32.603	33.309	38.235	261.5	10:55:43.935		
6		1:43.682	32.370	33.314	37.998	264.7	10:57:36.720	6		2:03.840 P	39.292	37.365	47.183	261.5	10:57:47.775		
7		1:43.129	32.241	33.003	37.885	262.1	10:59:19.849	7		3:27.628	2:12.888	35.292	39.448		11:01:15.403		
8		1:43.687	32.165	33.037	38.485	262.7	11:01:03.536	8		1:46.659	32.438	33.368	40.853	262.7	11:03:02.062		
9		1:48.904 P	32.230	32.929	43.745	266.0	11:02:52.440	9		1:47.388	33.237	35.078	39.073	262.7	11:04:49.450		
10		3:27.531	2:14.375	33.470	39.686		11:06:19.971	10		1:44.168	32.771	33.431	37.966	258.9	11:06:33.618		
11		1:42.925	32.287	32.806	37.832	263.4	11:08:02.896	11		1:43.332	32.371	32.835	38.126	260.8	11:08:16.950		
12		1:43.760	32.300	33.247	38.213	264.7	11:09:46.656	12		1:43.829	32.687	33.093	38.049	262.1	11:10:00.779		
13		1:52.765 P	36.155	33.123	43.487	198.5	11:11:39.421	13		1:50.527 P	32.678	33.094	44.755	262.7	11:11:51.306		
14		10:47.605	9:29.458	36.362	41.785		11:22:27.026	14		4:47.364 P	3:15.822	42.366	49.176		11:16:38.670		
15		1:48.272	33.360	34.472	40.440	259.6	11:24:15.298	15		5:54.353	4:38.411	34.554	41.388		11:22:33.023		
16		1:46.548	33.305	34.111	39.132	259.6	11:26:01.846	16		1:46.438	33.891	33.402	39.145	257.1	11:24:19.461		
17		1:47.410	32.935	35.216	39.259	260.8	11:27:49.256	17		1:44.665	33.032	33.136	38.497	251.1	11:26:04.126		
18		1:46.398	33.260	33.769	39.369	260.8	11:29:35.654	18		1:47.684	32.874	33.660	41.150	262.7	11:27:51.810		
19		1:46.411	33.377	33.935	39.099	259.6	11:31:22.065	19		1:52.293	38.258	34.281	39.754	260.8	11:29:44.103		
20		1:47.518	33.903	34.184	39.431	259.6	11:33:09.583	20		1:45.089	32.770	33.516	38.803	259.6	11:31:29.192		
21		1:46.432	33.575	33.555	39.302	260.2	11:34:56.015	21		1:52.347 P	33.030	33.727	45.590	260.2	11:33:21.539		
22		2:26.880 P	40.317	46.877	59.686	260.8	11:37:22.895	22		4:14.607 P	2:24.860	46.614	1:03.133		11:37:36.146		
23		4:15.365	3:02.712	33.531	39.122		11:41:38.260	23		3:17.758	2:05.732	33.524	38.502		11:40:53.904		
24		1:46.690	33.748	33.530	39.412	260.2	11:43:24.950	24		1:47.807	32.977	33.826	41.004	263.4	11:42:41.711		
25		1:47.536	33.087	33.512	40.937	264.0	11:45:12.486	25		1:47.249	32.491	33.191	41.567	262.1	11:44:28.960		
26		1:46.115	33.695	33.343	39.077	262.1	11:46:58.601	26		1:44.028	32.555	33.441	38.032	261.5	11:46:12.988		
27		2:06.055 P	37.288	35.732	53.035	223.6	11:49:04.656	27		2:08.341 P	38.752	37.943	51.646	226.8	11:48:21.329		

99							
Patrick Kolb							
Porsche 991.2 GT3 R							
PRO			Richard Lietz				
Lionspeed GP							
Lap	D	Time	Sector 1	Sector 2	Sector 3	T. Spd	Elapsed
1		10:49:21.906	10:48:08.182	33.526	40.198		10:49:21.906
2		1:43.908	32.508	33.224	38.176	259.6	10:51:05.814
3		1:43.446	32.476	33.022	37.948	258.9	10:52:49.260
4		1:43.634	32.226	33.189	38.119	259.6	10:54:32.794
5		1:42.959	32.119	32.846	37.994	261.5	10:56:15.753
6		1:42.884	32.126	32.631	38.127	261.5	10:57:58.637
7		1:42.921	32.230	32.831	37.860	260.8	10:59:41.558
8		1:40.966 P	32.331	33.296	44.339	261.5	11:01:31.524
9		3:58.886	2:46.852	33.554	38.480		11:05:30.410
10		1:43.488	32.616	32.917	37.955	260.2	11:07:13.898
11		1:43.089	32.407	32.922	37.760	261.5	11:08:56.987
12		2:22.486 P	43.850	44.337	54.298	261.5	11:11:19.472





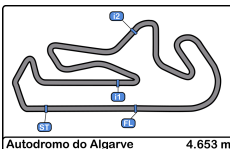
Autodromo Int. do Algarve
International GT Open
Free Practice - 1
Lap Analysis



777							911										
PROAM			Karol Basz				Olimp Racing				PROAM			Steve Jans			
Lap	D	Time	Sector 1	Sector 2	Sector 3	T. Spd	Elapsed	Lap	D	Time	Sector 1	Sector 2	Sector 3	T. Spd	Elapsed		
1		10:47:52.967	10:46:41.799	33.186	37.982		10:47:52.967	1		10:48:50.348	10:47:35.653	35.222	39.473		10:48:50.348		
2		1:41.976	32.114	32.205	37.657	261.5	10:49:34.943	2		1:46.109	32.930	35.125	38.054	261.5	10:50:36.457		
3		1:43.640	32.304	32.105	39.231	261.5	10:51:18.583	3		1:45.184	32.291	32.895	39.998	262.7	10:52:21.641		
4		1:50.922 P	32.144	32.346	46.432	264.7	10:53:09.505	4		1:43.002	32.370	32.593	38.039	263.4	10:54:04.643		
5		2:22.711	2:22.711	32.858	39.319		10:56:44.393	5		1:43.767	32.854	32.720	38.193	266.0	10:55:48.410		
6		1:42.200	32.299	32.225	37.676	262.1	10:58:26.593	6		1:49.863 P	33.111	32.613	44.139	266.0	10:57:38.273		
7		1:50.042 P	32.364	32.400	45.278	264.7	11:00:16.635	7		4:21.088	3:05.796	33.158	42.134		11:01:59.361		
8		5:40.912	4:28.709	33.594	38.609		11:05:57.547	8		1:43.050	32.390	32.599	38.061	264.7	11:03:42.411		
9		1:45.558	33.031	33.386	39.141	260.2	11:07:43.105	9		1:42.958	32.298	32.699	37.961	265.3	11:05:25.369		
10		1:48.981	33.157	33.858	41.966	252.9	11:09:32.086	10		1:42.710	32.163	32.614	37.933	264.0	11:07:08.079		
11		1:44.899	32.786	33.410	38.703	260.8	11:11:16.985	11		1:44.073	32.441	32.676	38.956	264.0	11:08:52.152		
12		1:45.775	32.885	33.744	39.146	262.1	11:13:02.760	12		1:42.771	32.064	32.607	38.100	264.7	11:10:34.923		
13		1:46.679	33.168	34.034	39.477	263.4	11:14:49.439	13		1:52.127 P	33.078	33.199	45.850	264.7	11:12:27.050		
14		2:10.061 P	33.477	38.091	58.493	260.2	11:16:59.500	14		9:55.857	8:42.394	34.667	38.796		11:22:22.907		
15		6:09.888	4:56.558	34.521	38.809		11:23:09.388	15		1:45.893	34.124	33.122	38.647	263.4	11:24:08.800		
16		1:47.885	32.601	33.967	41.317	259.6	11:24:57.273	16		1:44.462	32.843	32.933	38.686	261.5	11:25:53.262		
17		1:44.120	32.733	32.969	38.418	258.3	11:26:41.393	17		1:44.278	32.860	32.941	38.477	262.1	11:27:37.540		
18		1:47.245	33.173	33.934	40.138	263.4	11:28:28.638	18		1:45.201	33.667	33.063	38.471	262.1	11:29:22.741		
19		1:44.064	32.587	33.034	38.443	260.8	11:30:12.702	19		1:44.591	32.795	32.837	38.959	262.1	11:31:07.332		
20		1:44.437	32.799	33.085	38.553	261.5	11:31:57.139	20		1:45.599	32.865	33.047	39.687	260.8	11:32:52.931		
21		2:01.963 P	35.893	38.426	47.644	262.7	11:33:59.102	21		1:44.821	33.040	32.985	38.796	262.7	11:34:37.752		

786							007										
AM			Adam Osieka				GetSpeed				AM			Pascal Bachmann			
Lap	D	Time	Sector 1	Sector 2	Sector 3	T. Spd	Elapsed	Lap	D	Time	Sector 1	Sector 2	Sector 3	T. Spd	Elapsed		
1		10:49:25.376	10:48:11.496	34.490	39.390		10:49:25.376	1		10:48:18.863	10:46:59.238	36.787	42.838		10:48:18.863		
2		1:47.278	33.058	34.441	39.779	260.8	10:51:12.654	2		1:55.371	35.154	36.981	43.236	251.7	10:50:14.234		
3		1:46.302	33.055	33.955	39.292	259.6	10:52:58.956	3		1:53.255	34.736	35.929	42.590	253.5	10:52:07.489		
4		1:45.399	32.775	33.588	39.036	262.7	10:54:44.355	4		2:02.002 P	36.125	35.816	50.061	203.3	10:54:09.491		
5		1:46.616	32.910	34.919	38.787	262.7	10:56:30.971	5		4:14.828	2:46.725	40.285	47.818		10:58:24.319		
6		1:45.755	32.797	33.662	39.296	264.7	10:58:16.726	6		2:01.495	37.582	37.808	46.105	252.3	11:00:25.814		
7		1:45.847	32.563	34.272	39.012	263.4	11:00:02.573	7		2:00.524	39.372	37.234	43.915	254.1	11:02:26.335		
8		1:45.726	32.901	34.040	38.785	262.7	11:01:48.299	8		2:03.238	35.740	38.718	48.780	252.3	11:04:29.573		
9		1:52.773 P	33.123	34.249	45.401	262.7	11:03:41.072	9		4:56.478	36.195	37.780	42.503	248.8	11:06:26.051		
10		19:03.081	17:36.484	38.828	47.769		11:22:44.153	10		1:54.477	35.365	35.894	43.218	250.5	11:08:20.528		
11		1:46.980	33.550	33.168	40.262	258.9	11:24:31.133	11		1:59.615	34.723	38.587	46.305	254.1	11:10:20.143		
12		1:44.263	32.737	33.455	38.071	263.4	11:26:15.396	12		2:01.162 P	35.266	35.523	50.373	250.5	11:12:21.305		
13		1:44.119	32.745	33.167	38.207	262.7	11:27:59.515	13		4:46.481 P	3:07.782	41.775	56.924		11:17:07.786		
14		1:54.804	32.756	34.031	48.017	263.4	11:29:54.319	14		7:34.606	6:15.865	36.449	42.292		11:24:42.392		
15		2:00.790	35.540	42.692	42.558	266.6	11:33:39.211	15		1:55.639	36.119	36.435	43.085	252.3	11:26:38.031		
16		2:03.664 P	32.780	33.311	57.573	259.6	11:35:42.875	16		1:53.891	34.858	35.575	43.458	254.7	11:28:31.922		
17		5:01.468	3:46.525	34.093	40.850		11:40:44.343	17		1:52.758	36.667	35.495	40.596	225.4	11:30:24.680		
18		1:48.792	33.044	35.055	40.693	259.6	11:42:33.135	18		1:58.835 P	34.606	36.956	47.273	258.3	11:32:23.515		
19		1:47.812	35.055	33.783	38.974	262.7	11:44:20.947	19		5:05.662 P	3:16.919	47.403	1:01.340		11:37:29.177		
20		1:45.483	33.297	33.675	38.511	264.0	11:46:06.430	20		3:43.542	2:20.385	38.005	45.152		11:41:12.719		
21		1:51.282 P	32.866	34.019	44.397	263.4	11:47:57.712	21		1:54.299	35.120	35.904	43.275	250.0	11:43:07.018		
22								22		2:21.944 P	37.232	43.412	1:01.300	246.0	11:45:28.962		



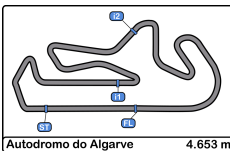


Autodromo Int. do Algarve
International GT Open
Free Practice - 1
Best Sectors Results



Sector - 1			Sector - 2			Sector - 3			Ideal Lap vs Best Lap		
Clas	Nº Driver	Time	Nº Driver	Time	Nº Driver	Time	Clas	Nº Driver	Ideal Lap	Best Lap	Clas
1	80 Engstler - Yip	31.723	777 Jedliński - Basz	32.105	80 Engstler - Yip	37.105	1	80 Engstler - Yip	1:41.131	1:41.324	1
2	77 Al Zubair - Schiller	31.737	77 Al Zubair - Schiller	32.166	61 Saada - Grunewald	37.139	2	77 Al Zubair - Schiller	1:41.358	1:41.614	3
3	11 Jousset - Fumanelli	31.818	20 Barr - Pitamber	32.238	38 Rosi - Schirò	37.232	3	11 Jousset - Fumanelli	1:41.507	1:41.593	2
4	27 Pulcini - Cheever III	31.821	11 Jousset - Fumanelli	32.295	54 Müller - Mettler	37.244	4	61 Saada - Grunewald	1:41.511	1:41.670	4
5	38 Rosi - Schirò	31.914	80 Engstler - Yip	32.303	32 Kodrić - Mur	37.330	5	54 Müller - Mettler	1:41.598	1:41.675	5
6	54 Müller - Mettler	31.966	22 Valente - Scholze	32.315	11 Jousset - Fumanelli	37.394	6	38 Rosi - Schirò	1:41.654	1:41.892	7
7	61 Saada - Grunewald	32.024	61 Saada - Grunewald	32.348	66 Proctor - Proctor	37.450	7	27 Pulcini - Cheever III	1:41.717	1:41.803	6
8	51 Marinangeli - Agostini	32.032	27 Pulcini - Cheever III	32.359	77 Al Zubair - Schiller	37.455	8	20 Barr - Pitamber	1:41.787	1:41.986	9
9	5 Jedliński - Korzeniowski	32.034	84 Gilbert - Rueda	32.387	17 Menchaca - Siebert	37.457	9	777 Jedliński - Basz	1:41.876	1:41.976	8
10	84 Gilbert - Rueda	32.060	63 Chovet - Paul	32.387	20 Barr - Pitamber	37.462	10	32 Kodrić - Mur	1:41.973	1:42.022	10
11	911 Blom - Jans	32.064	54 Müller - Mettler	32.388	27 Pulcini - Cheever III	37.537	11	63 Chovet - Paul	1:42.123	1:42.341	12
12	20 Barr - Pitamber	32.087	51 Marinangeli - Agostini	32.421	63 Chovet - Paul	37.577	12	84 Gilbert - Rueda	1:42.142	1:42.657	16
13	69 De Haan - Fagg	32.093	69 De Haan - Fagg	32.463	55 De Meeus - Stanley	37.631	13	22 Valente - Scholze	1:42.171	1:42.267	11
14	32 Kodrić - Mur	32.106	38 Rosi - Schirò	32.508	777 Jedliński - Basz	37.657	14	51 Marinangeli - Agostini	1:42.220	1:42.444	13
15	22 Valente - Scholze	32.106	8 Giuseppe Cipriani	32.526	69 De Haan - Fagg	37.675	15	69 De Haan - Fagg	1:42.231	1:42.531	15
16	777 Jedliński - Basz	32.114	32 Kodrić - Mur	32.537	84 Gilbert - Rueda	37.695	16	5 Jedliński - Korzeniowski	1:42.271	1:42.706	17
17	99 Kolb - Lietz	32.119	5 Jedliński - Korzeniowski	32.539	5 Jedliński - Korzeniowski	37.698	17	17 Menchaca - Siebert	1:42.349	Transpon	33
18	55 De Meeus - Stanley	32.123	19 Perolini - Arrow	32.553	22 Valente - Scholze	37.750	18	55 De Meeus - Stanley	1:42.450	1:42.489	14
19	63 Chovet - Paul	32.159	911 Blom - Jans	32.593	99 Kolb - Lietz	37.760	19	99 Kolb - Lietz	1:42.510	1:42.884	19
20	88 Forgione - Montermini	32.165	65 Neumann - Rumpfkeil	32.608	51 Marinangeli - Agostini	37.767	20	66 Proctor - Proctor	1:42.522	1:43.238	25
21	19 Perolini - Arrow	32.206	99 Kolb - Lietz	32.631	19 Perolini - Arrow	37.782	21	19 Perolini - Arrow	1:42.541	1:42.959	22
22	17 Menchaca - Siebert	32.258	17 Menchaca - Siebert	32.634	88 Forgione - Montermini	37.832	22	911 Blom - Jans	1:42.590	1:42.710	18
23	66 Proctor - Proctor	32.261	25 Cozzi - Sernagiotto	32.637	25 Cozzi - Sernagiotto	37.931	23	88 Forgione - Montermini	1:42.803	1:42.925	20
24	25 Cozzi - Sernagiotto	32.288	55 De Meeus - Stanley	32.696	911 Blom - Jans	37.933	24	25 Cozzi - Sernagiotto	1:42.856	1:43.175	23
25	91 Kirchmayr - Baron	32.290	88 Forgione - Montermini	32.806	33 Pavlović - Jao-Javanil	37.933	25	65 Neumann - Rumpfkeil	1:42.911	1:42.954	21
26	65 Neumann - Rumpfkeil	32.303	66 Proctor - Proctor	32.811	10 Aust - Schell	37.953	26	91 Kirchmayr - Baron	1:43.091	1:43.332	26
27	10 Aust - Schell	32.324	33 Pavlović - Jao-Javanil	32.813	91 Kirchmayr - Baron	37.966	27	33 Pavlović - Jao-Javanil	1:43.147	1:43.628	27
28	33 Pavlović - Jao-Javanil	32.401	91 Kirchmayr - Baron	32.835	65 Neumann - Rumpfkeil	38.000	28	10 Aust - Schell	1:43.188	1:43.218	24
29	8 Giuseppe Cipriani	32.431	10 Aust - Schell	32.911	786 Kiki - Osieka	38.071	29	8 Giuseppe Cipriani	1:43.297	1:43.710	28
30	786 Kiki - Osieka	32.563	786 Kiki - Osieka	32.960	8 Giuseppe Cipriani	38.340	30	786 Kiki - Osieka	1:43.594	1:44.119	29
31	26 Jackson - Azzam	32.653	26 Jackson - Azzam	33.144	26 Jackson - Azzam	38.365	31	26 Jackson - Azzam	1:44.162	1:44.494	30
32	007 Fazal-Karim - Bachmann	34.606	007 Fazal-Karim - Bachmann	35.495	007 Fazal-Karim - Bachmann	40.596	32	007 Fazal-Karim - Bachmann	1:50.697	1:52.758	31
33	23 Reicher - Haase	Transpond	23 Reicher - Haase	Transpond	23 Reicher - Haase	Transpond	33	23 Reicher - Haase	Transpon	Transpon	32



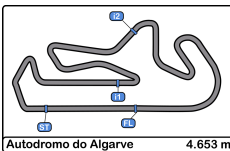


Autodromo Int. do Algarve
International GT Open
Free Practice - 1
Best 5 Lap Times



Cl	N°	Entrant/Team	Nat	Driver 1	Nat	Driver 2	Nat	Vehicle	Cat	Cl	Best 1		Best 2		Best 3		Best 4		Best 5	
											Time	Lap	Time	Lap	Time	Lap	Time	Lap	Time	Lap
1	80	Liqui Moly Team Engstler	DEU	Luca Engstler	DEU	Dylan Yip	CNR	Audi R8 LMS Evo II	PRO	1	1:41.324	3	1:41.766	2	1:43.542	8	1:43.695	9	1:44.218	14
2	11	Kessel Racing	CHE	Frédéric Jousset	FRA	David Fumanelli	ITA	Ferrari 488 GT3 EVO	PROAM	1	1:41.593	2	1:42.093	4	1:43.523	23	1:43.551	25	1:43.555	24
3	77	AlManar Racing by GetSpeed	CAN	Al Faisal Al Zubair	CAN	Fabian Schiller	DEU	Mercedes AMG GT3 2023	PRO	2	1:41.614	11	1:41.686	10	1:41.730	18	1:41.819	6	1:41.898	14
4	61	AF Corse	ITA	Jean-Claude Saada	USA	Conrad Grunewald	USA	Ferrari 488 GT3 MY 2020	AM	1	1:41.670	2	1:41.996	3	1:42.295	4	1:43.005	27	1:43.031	28
5	54	CBRX by SPS	DEU	Dexter Müller	CHE	Yannick Mettler	CHE	Mercedes AMG GT3	PROAM	2	1:41.675	5	1:41.902	3	1:42.326	8	1:42.599	9	1:44.099	18
6	27	AF Corse	ITA	Marco Pulcini	ITA	Eddie Cheever III	ITA	Ferrari 488 GT3 MY 2020	PROAM	3	1:41.803	6	1:42.037	11	1:42.047	4	1:44.346	20	1:44.571	18
7	38	Kessel Racing	CHE	Nicolò Rosi	CHE	Niccolò Schirò	ITA	Ferrari 488 GT3 EVO	PROAM	4	1:41.892	2	1:42.197	5	1:42.443	8	1:42.463	13	1:42.473	11
8	777	Olimp Racing	POL	Marcin Jedliński	POL	Karol Basz	POL	Mercedes AMG GT3 2020	PROAM	5	1:41.976	2	1:42.200	6	1:43.640	3	1:44.064	19	1:44.120	17
9	20	SPS Automotive Performance	DEU	Reece Barr	IRL	Mikaeel Pitamber	ZAF	Mercedes AMG GT3	PRO	3	1:41.986	4	1:42.210	5	1:42.269	3	1:42.719	8	1:42.870	11
10	32	Bonaldi Motorsport	ITA	Martin Kodrić	HRV	Sandro Mur	HRV	Lamborghini Huracan GT3 EVO2	PROAM	6	1:42.022	4	1:42.254	3	1:42.446	6	1:45.398	5	1:47.290	9
11	22	Team GT	DEU	Alain Valente	CHE	Florian Scholze	DEU	Mercedes AMG GT3 EVO - 2021	PROAM	7	1:42.267	8	1:42.398	3	1:42.430	12	1:42.616	2	1:42.629	11
12	63	Oregon Team	ITA	Pierre Louis Chovet	FRA	Maximilian Paul	DEU	Lamborghini Huracan GT3 EVO2	PRO	4	1:42.341	5	1:42.412	6	1:42.783	2	1:42.784	11	1:43.081	9
13	51	AF Corse	ITA	Nicola Marinangeli	ITA	Riccardo Agostini	ITA	Ferrari 488 GT3 MY 2020	PRO	5	1:42.444	11	1:42.667	5	1:42.670	3	1:42.774	15	1:43.124	4
14	55	AF Corse	ITA	Laurent De Meeus	BEL	Jamie Stanley	GBR	Ferrari 488 GT3 MY 2020	PROAM	8	1:42.489	2	1:42.933	3	1:45.784	14	1:45.922	13	1:46.062	11
15	69	Optimum Motorsport	GBR	Samuel De Haan	GBR	Charlie Fagg	GBR	McLaren 720S GT3	PRO	6	1:42.531	13	1:42.571	3	1:42.626	10	1:42.627	4	1:42.765	8
16	84	Altitude Racing by Greystone GT	GBR	Andrew Gilbert	GBR	Fran Rueda	ESP	McLaren 720S GT3	PROAM	9	1:42.657	2	1:42.802	24	1:42.986	7	1:43.094	23	1:44.796	17
17	5	Olimp Racing	POL	Stanislaw Jedliński	POL	Krystian Korzeniowski	POL	Ferrari 488 GT3 MY 2021	AM	2	1:42.706	5	1:42.811	8	1:42.830	24	1:45.090	2	1:45.247	25
18	911	GetSpeed	DEU	Axel Blom	FIN	Steve Jans	LUX	Mercedes AMG GT3 2023	PROAM	10	1:42.710	10	1:42.771	12	1:42.958	9	1:43.002	4	1:43.050	8
19	99	Lionspeed GP	DEU	Patrick Kolb	DEU	Richard Lietz	AUT	Porsche 991.2 GT3 R	PRO	7	1:42.884	6	1:42.921	7	1:42.959	5	1:43.089	11	1:43.446	3
20	88	AF Corse	ITA	Gino Forgione	CHE	Andrea Montermini	ITA	Ferrari 488 GT3 MY 2020	AM*	3	1:42.925	11	1:42.946	5	1:43.129	7	1:43.682	6	1:43.687	8
21	65	Team Motopark	DEU	Heiko Neumann	DEU	Timo Rumpfkeil	DEU	Mercedes AMG GT3 2020	AM	4	1:42.954	4	1:43.074	5	1:43.242	6	1:43.594	10	1:43.680	2
22	19	Oregon Team	ITA	Pietro Perolini	ITA	Daan Arrow	NLD	Lamborghini Huracan GT3 EVO2	PRO	8	1:42.959	4	1:43.002	7	1:43.011	3	1:43.030	8	1:43.158	6
23	25	AF Corse	ITA	Alessandro Cozzi	ITA	Giorgio Sernagiotto	ITA	Ferrari 488 GT3 MY 2020	AM	5	1:43.175	25	1:43.254	17	1:43.293	24	1:43.581	16	1:43.588	7
24	10	racing one	DEU	Stefan Aust	DEU	Jacob Schell	DEU	Ferrari 488 GT3 2020	AM	6	1:43.218	3	1:43.550	4	1:43.648	2	1:43.727	9	1:44.111	8
25	66	Greystone GT	GBR	Stewart Proctor	GBR	Lewis Proctor	GBR	McLaren 720S GT3	PROAM	11	1:43.238	25	1:43.966	24	1:45.643	13	1:45.907	7	1:45.919	20
26	91	Team Baron Motorsport	AUT	Ernst Kirchmayr	AUT	Philipp Baron	AUT	Ferrari 488 GT3 Evo	AM	7	1:43.332	11	1:44.028	26	1:44.037	3	1:44.147	5	1:44.168	10
27	33	Bonaldi Motorsport	ITA	Miloš Pavlović	SRB	Sanporn Jao-Javanil	THA	Lamborghini Huracan GT3 EVO2	PROAM	12	1:43.628	4	1:43.737	5	1:43.928	14	1:43.932	15	1:46.445	13
28	8	Il Barone Rampante	ITA	Giuseppe Cipriani	ITA		ITA	Lamborghini Huracan GT3 EVO	AM	8	1:43.710	5	1:43.953	3	1:44.439	2	1:45.240	4	1:45.347	14
29	786	GetSpeed	DEU	Kiki Sak Nana	THA	Adam Osieka	DEU	Mercedes AMG GT3 2023	AM	9	1:44.119	13	1:44.263	12	1:45.399	4	1:45.483	21	1:45.726	8
30	26	racing one	DEU	Omar Jackson	GBR	Ramez Azzam	CAN	Ferrari 296 GT3	PROAM	13	1:44.494	16	1:44.590	17	1:45.515	18	1:45.551	15	1:46.239	8
31	007	Street-Art Racing	BEL	Jahid Fazal-Karim	FRA	Pascal Bachmann	CHE	Aston Martin GT3 AMR MY2019	AM	10	1:52.758	17	1:53.255	3	1:53.891	16	1:54.299	21	1:54.477	10
32	17	Team Motopark	DEU	Diego Menchaca	MEX	Marcos Siebert	ARG	Mercedes AMG GT3 2020	PRO	9										
33	23	Eastalent-Racing	AUT	Simon Reicher	GBR	Christopher Haase	DEU	Audi R8 LMS GT3 Evo II	PRO	10										



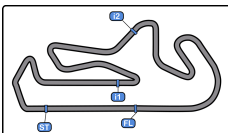


Autodromo Int. do Algarve
International GT Open
Free Practice - 1
Best 5 Top Speeds



Cl	N°	Entrant/Team	Nat	Driver 1	Nat	Driver 2	Nat	Vehicle	Cat	Cl	Top 1		Top 2		Top 3		Top 4		Top 5		Avg
											Km/h	Lap	Km/h	Lap	Km/h	Lap	Km/h	Lap	Km/h	Lap	
1	77	AlManar Racing by GetSpeed	OMN	Al Faisal Al Zubair	OMN	Fabian Schiller	DEU	Mercedes AMG GT3 2023	PRO	1	268.6	19	267.9	7	267.3	6	267.3	18	266.6	11	267.5
2	5	Olimp Racing	POL	Stanislaw Jedliński	POL	Krystian Korzeniowski	POL	Ferrari 488 GT3 MY 2021	AM	1	267.9	6	266.0	7	264.7	5	264.7	9	264.0	3	265.4
3	61	AF Corse	ITA	Jean-Claude Saada	USA	Conrad Grunewald	USA	Ferrari 488 GT3 MY 2020	AM	2	267.9	5	267.3	26	266.6	25	266.0	4	265.3	28	266.6
4	11	Kessel Racing	CHE	Frédéric Jousset	FRA	David Fumanelli	ITA	Ferrari 488 GT3 EVO	PROAM	1	267.3	5	266.6	3	266.0	2	266.0	4	265.3	25	266.2
5	51	AF Corse	ITA	Nicola Marinangeli	ITA	Riccardo Agostini	ITA	Ferrari 488 GT3 MY 2020	PRO	2	267.3	6	267.3	12	266.6	5	266.0	4	264.7	7	266.4
6	54	CBRX by SPS	DEU	Dexter Müller	CHE	Yannick Mettler	CHE	Mercedes AMG GT3	PROAM	2	267.3	4	267.3	10	266.0	3	266.0	5	266.0	6	266.5
7	20	SPS Automotive Performance	DEU	Reece Barr	IRL	Mikaeel Pitamber	ZAF	Mercedes AMG GT3	PRO	3	266.6	21	266.0	14	266.0	18	266.0	25	265.3	6	266.0
8	786	GetSpeed	DEU	Kiki Sak Nana	ITA	Adam Osieka	DEU	Mercedes AMG GT3 2023	AM	3	266.6	16	264.7	6	264.0	21	263.4	7	263.4	12	264.4
9	25	AF Corse	ITA	Alessandro Cozzi	ITA	Giorgio Sernagiotto	ITA	Ferrari 488 GT3 MY 2020	AM	4	266.0	23	266.0	26	264.0	19	263.4	17	263.4	22	264.5
10	27	AF Corse	ITA	Marco Pulcini	ITA	Eddie Cheever III	ITA	Ferrari 488 GT3 MY 2020	PROAM	3	266.0	5	266.0	6	266.0	7	266.0	12	264.7	10	265.7
11	55	AF Corse	ITA	Laurent De Meeus	BEL	Jamie Stanley	GBR	Ferrari 488 GT3 MY 2020	PROAM	4	266.0	2	264.7	6	263.4	13	262.7	11	262.7	12	263.9
12	69	Optimum Motorsport	GBR	Samuel De Haan	GBR	Charlie Fagg	GBR	McLaren 720S GT3	PRO	4	266.0	22	265.3	5	265.3	11	264.7	12	264.7	13	265.2
13	88	AF Corse	ITA	Gino Forgione	CHE	Andrea Montermini	ITA	Ferrari 488 GT3 MY 2020	AM*	5	266.0	9	264.7	4	264.7	6	264.7	12	264.0	25	264.8
14	911	GetSpeed	DEU	Axel Blom	FIN	Steve Jans	LUX	Mercedes AMG GT3 2023	PROAM	5	266.0	5	266.0	6	265.3	9	264.7	8	264.7	12	265.3
15	22	Team GT	DEU	Alain Valente	CHE	Florian Scholze	DEU	Mercedes AMG GT3 EVO - 2021	PROAM	6	264.7	14	263.4	17	262.7	6	262.1	3	262.1	9	263.0
16	32	Bonaldi Motorsport	ITA	Martin Kodrić	HRV	Sandro Mur	HRV	Lamborghini Huracan GT3 EVO2	PROAM	7	264.7	7	263.4	5	262.7	4	262.7	6	261.5	10	263.0
17	38	Kessel Racing	CHE	Nicolò Rosi	CHE	Niccolò Schirò	ITA	Ferrari 488 GT3 EVO	PROAM	8	264.7	3	264.7	5	264.0	6	264.0	9	263.4	4	264.1
18	777	Olimp Racing	POL	Marcin Jedliński	POL	Karol Basz	POL	Mercedes AMG GT3 2020	PROAM	9	264.7	4	264.7	7	263.4	13	263.4	18	262.7	21	263.8
19	10	racing one	DEU	Stefan Aust	DEU	Jacob Schell	DEU	Ferrari 488 GT3 2020	AM	6	264.0	7	263.4	3	263.4	5	262.7	9	262.7	10	263.2
20	17	Team Motopark	DEU	Diego Menchaca	MEX	Marcos Siebert	ARG	Mercedes AMG GT3 2020	PRO	5	264.0	3	261.5	2							262.7
21	8	Il Barone Rampante	ITA	Giuseppe Cipriani	ITA		ITA	Lamborghini Huracan GT3 EVO	AM	7	263.4	15	262.7	17	262.1	9	261.5	2	261.5	16	262.2
22	63	Oregon Team	ITA	Pierre Louis Chovet	FRA	Maximilian Paul	DEU	Lamborghini Huracan GT3 EVO2	PRO	6	263.4	3	263.4	9	262.7	6	262.7	7	262.1	11	262.9
23	80	Liqui Moly Team Engstler	DEU	Luca Engstler	DEU	Dylan Yip	CAN	Audi R8 LMS Evo II	PRO	7	263.4	3	263.4	23	262.7	4	262.7	19	262.7	21	263.0
24	91	Team Baron Motorsport	AUT	Ernst Kirchmayr	AUT	Philipp Baron	AUT	Ferrari 488 GT3 Evo	AM	8	263.4	24	262.7	3	262.7	8	262.7	9	262.7	13	262.9
25	19	Oregon Team	ITA	Pietro Perolini	ITA	Daan Arrow	NLD	Lamborghini Huracan GT3 EVO2	PRO	8	262.1	7	261.5	8	261.5	9	261.5	13	260.8	6	261.5
26	84	Altitude Racing by Greystone GT	GBR	Andrew Gilbert	GBR	Fran Rueda	ESP	McLaren 720S GT3	PROAM	10	262.1	20	260.8	5	260.8	18	260.8	19	260.8	25	261.1
27	66	Greystone GT	GBR	Stewart Proctor	GBR	Lewis Proctor	GBR	McLaren 720S GT3	PROAM	11	261.5	4	260.2	24	259.6	3	259.6	26	258.9	2	259.9
28	99	Lionspeed GP	DEU	Patrick Kolb	DEU	Richard Lietz	AUT	Porsche 991.2 GT3 R	PRO	9	261.5	5	261.5	6	261.5	8	261.5	11	261.5	12	261.5
29	33	Bonaldi Motorsport	ITA	Miloš Pavlović	SRB	Sanporn Jao-Javanil	THA	Lamborghini Huracan GT3 EVO2	PROAM	12	260.8	3	258.9	4	258.9	6	258.3	2	258.3	5	259.1
30	26	racing one	DEU	Omar Jackson	GBR	Ramez Azzam	CAN	Ferrari 296 GT3	PROAM	13	258.9	12	258.9	13	258.3	11	258.3	18	258.3	19	258.6
31	007	Street-Art Racing	BEL	Jahid Fazal-Karim	FRA	Pascal Bachmann	CHE	Aston Martin GT3 AMR MY2019	AM	9	258.3	18	254.7	16	254.1	7	254.1	11	253.5	3	254.9





Autodromo Int. do Algarve

International GT Open

Free Practice - 1

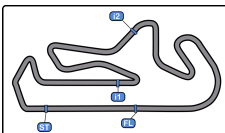
Fastest Laps Sequence

Autodromo do Algarve 4.653 m.



Lap	Time of Day	Session Time	Nº Entrant/Team	Nat	Driver 1	Nat	Driver 2	Nat	Vehicle	Cat	Time	Km/h
2	10:49:33.759	3:33.759	22 Team GT		Alain Valente		Florian Scholze		Mercedes AMG GT3 EVO - 2021	PROAM	1:42.616	163.2
2	10:49:34.943	3:34.943	777 Olimp Racing		Marcin Jedliński		Karol Basz		Mercedes AMG GT3 2020	PROAM	1:41.976	164.2
2	10:49:39.512	3:39.512	38 Kessel Racing		Nicolò Rosi		Niccolò Schirò		Ferrari 488 GT3 EVO	PROAM	1:41.892	164.3
2	10:49:46.944	3:46.944	80 Liqui Moly Team Engstler		Luca Engstler		Dylan Yip		Audi R8 LMS Evo II	PRO	1:41.766	164.6
2	10:50:59.422	4:59.422	61 AF Corse		Jean-Claude Saada		Conrad Grunewald		Ferrari 488 GT3 MY 2020	AM	1:41.670	164.7
2	10:51:23.387	5:23.387	11 Kessel Racing		Frédéric Jousset		David Fumanelli		Ferrari 488 GT3 EVO	PROAM	1:41.593	164.8
3	10:51:28.268	5:28.268	80 Liqui Moly Team Engstler		Luca Engstler		Dylan Yip		Audi R8 LMS Evo II	PRO	1:41.324	165.3





Autodromo Int. do Algarve

International GT Open

Free Practice - 1

Event Best Maximum Speed

Autodromo do Algarve 4.653 m.

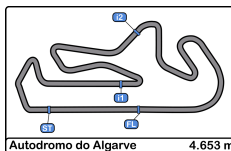


Nº	Entrant/Team	Nat	Driver 1	Nat	Driver 2	Nat	Vehicle	Cat	Km/h	Session
55	AF Corse	ITA	Laurent De Meeus	BEL	Jamie Stanley	GBR	Ferrari 488 GT3 MY 2020	PROAM	272.7	Private test - 1
88	AF Corse	ITA	Gino Forgione	CHE	Andrea Montermini	ITA	Ferrari 488 GT3 MY 2020	AM*	270.6	Private test - 1
23	Eastalent-Racing	AUT	Simon Reicher	AUT	Christopher Haase	DEU	Audi R8 LMS GT3 Evo II	PRO	270.6	Private test - 1
77	AlManar Racing by GetSpeed	QAT	Al Faisal Al Zubair	QAT	Fabian Schiller	DEU	Mercedes AMG GT3 2023	PRO	270.6	Private test - 1
61	AF Corse	ITA	Jean-Claude Saada	USA	Conrad Grunewald	USA	Ferrari 488 GT3 MY 2020	AM	270.0	Private test - 1
80	Liqui Moly Team Engstler	DEU	Luca Engstler	DEU	Dylan Yip	CHN	Audi R8 LMS Evo II	PRO	269.3	Private test - 1
17	Team Motopark	DEU	Diego Menchaca	MEX	Marcos Siebert	ARG	Mercedes AMG GT3 2020	PRO	268.6	Private test - 1
65	Team Motopark	DEU	Heiko Neumann	DEU	Timo Rumpfkeil	DEU	Mercedes AMG GT3 2020	AM	268.6	Private test - 1
27	AF Corse	ITA	Marco Pulcini	ITA	Eddie Cheever III	ITA	Ferrari 488 GT3 MY 2020	PROAM	268.6	Private test - 1
99	Lionspeed GP	DEU	Patrick Kolb	AUT	Richard Lietz	AUT	Porsche 991.2 GT3 R	PRO	267.9	Private test - 1
11	Kessel Racing	CHE	Frédéric Jousset	FRA	David Fumanelli	ITA	Ferrari 488 GT3 EVO	PROAM	267.9	Private test - 1
51	AF Corse	ITA	Nicola Marinangeli	ITA	Riccardo Agostini	ITA	Ferrari 488 GT3 MY 2020	PRO	267.9	Private test - 1
20	SPS Automotive Performance	DEU	Reece Barr	IRL	Mikael Pitamber	ZAF	Mercedes AMG GT3	PRO	267.9	Private test - 2
5	Olimp Racing	POL	Stanislaw Jedliński	POL	Krystian Korzeniowski	POL	Ferrari 488 GT3 MY 2021	AM	267.9	Free Practice - 1
54	CBRX by SPS	CHE	Dexter Müller	CHE	Yannick Mettler	CHE	Mercedes AMG GT3	PROAM	267.3	Private test - 1
911	GetSpeed	DEU	Axel Blom	LUX	Steve Jans	LUX	Mercedes AMG GT3 2023	PROAM	266.6	Private test - 1
786	GetSpeed	DEU	Kiki Sak Nana	THA	Adam Osieka	DEU	Mercedes AMG GT3 2023	AM	266.6	Free Practice - 1
38	Kessel Racing	CHE	Nicolò Rosi	CHE	Niccolò Schirò	ITA	Ferrari 488 GT3 EVO	PROAM	266.0	Private test - 1
69	Optimum Motorsport	GBR	Samuel De Haan	GBR	Charlie Fagg	GBR	McLaren 720S GT3	PRO	266.0	Private test - 2
25	AF Corse	ITA	Alessandro Cozzi	ITA	Giorgio Sernagiotto	ITA	Ferrari 488 GT3 MY 2020	AM	266.0	Free Practice - 1
8	Il Barone Rampante	ITA	Giuseppe Cipriani	ITA		ITA	Lamborghini Huracan GT3 EVO	AM	265.3	Private test - 1
91	Team Baron Motorsport	AUT	Ernst Kirchmayr	AUT	Philipp Baron	AUT	Ferrari 488 GT3 Evo	AM	265.3	Private test - 1
10	racing one	DEU	Stefan Aust	DEU	Jacob Schell	DEU	Ferrari 488 GT3 2020	AM	264.7	Private test - 1
777	Olimp Racing	POL	Marcin Jedliński	POL	Karol Basz	POL	Mercedes AMG GT3 2020	PROAM	264.7	Free Practice - 1
32	Bonaldi Motorsport	ITA	Martin Kodrić	HRV	Sandro Mur	HRV	Lamborghini Huracan GT3 EVO2	PROAM	264.7	Free Practice - 1
22	Team GT	DEU	Alain Valente	CHE	Florian Scholze	DEU	Mercedes AMG GT3 EVO - 2021	PROAM	264.7	Free Practice - 1
66	Greystone GT	GBR	Stewart Proctor	GBR	Lewis Proctor	GBR	McLaren 720S GT3	PROAM	264.0	Private test - 2
19	Oregon Team	ITA	Pietro Perolini	ITA	Daan Arrow	IND	Lamborghini Huracan GT3 EVO2	PRO	263.4	Private test - 1
26	racing one	DEU	Omar Jackson	GBR	Ramez Azzam	CAN	Ferrari 296 GT3	PROAM	263.4	Private test - 2
63	Oregon Team	ITA	Pierre Louis Chovet	FRA	Maximilian Paul	DEU	Lamborghini Huracan GT3 EVO2	PRO	263.4	Free Practice - 1
84	Altitude Racing by Greystone GT	GBR	Andrew Gilbert	GBR	Fran Rueda	ESP	McLaren 720S GT3	PROAM	262.1	Free Practice - 1
33	Bonaldi Motorsport	ITA	Miloš Pavlović	SRB	Sanporn Jao-Javanil	THA	Lamborghini Huracan GT3 EVO2	PROAM	260.8	Free Practice - 1
007	Street-Art Racing	BEL	Jahid Fazal-Karim	FRA	Pascal Bachmann	CHE	Aston Martin GT3 AMR MY2019	AM	258.3	Free Practice - 1



autódromo internacional algarve





Autodromo Int. do Algarve
International GT Open
Free Practice - 1
Pit Stop Analysis



5 Stanislaw Jedliński Ferrari 488 GT3 MY 2021
 AM Krystian Korzeniowski Olimp Racing

Nº	In Day Time	In Time	Out Time	Pit Time	T. Pit Time	Handicap	Diff.
1	10:52:32.960	10:52:32.960	10:53:01.806	28.846	28.846		
2	11:03:37.870	11:03:37.870	11:09:05.362	5:27.492	5:56.338		
3	11:17:11.809	11:17:11.809	11:21:26.026	4:14.217	10:10.555		
4	11:36:57.460	11:36:57.460	11:40:03.444	3:05.984	13:16.539		

10 Stefan Aust Ferrari 488 GT3 2020
 AM Jacob Schell racing one

Nº	In Day Time	In Time	Out Time	Pit Time	T. Pit Time	Handicap	Diff.
1	10:55:03.544	10:55:03.544	11:02:07.275	7:03.731	7:03.731		
2	11:10:50.399	11:10:50.399	11:12:56.296	2:05.897	9:09.628		
3	11:16:43.765	11:16:43.765	11:21:19.247	4:35.482	13:45.110		
4	11:35:40.079	11:35:40.079	11:39:45.805	4:05.726	17:50.836		

11 Frédéric Jousset Ferrari 488 GT3 EVO
 PROAM David Fumanelli Kessel Racing

Nº	In Day Time	In Time	Out Time	Pit Time	T. Pit Time	Handicap	Diff.
1	10:56:45.506	10:56:45.506	10:59:15.058	2:29.552	2:29.552		
2	11:20:19.866	11:20:19.866	11:23:42.189	3:22.323	5:51.875		
3	11:36:41.601	11:36:41.601	11:39:21.383	2:39.782	8:31.657		

19 Pietro Perolini Lamborghini Huracan GT3 EVO2
 PRO Daan Arrow Oregon Team

Nº	In Day Time	In Time	Out Time	Pit Time	T. Pit Time	Handicap	Diff.
1	11:02:04.801	11:02:04.801	11:03:56.409	1:51.608	1:51.608		
2	11:12:44.350	11:12:44.350	11:13:49.872	1:05.522	2:57.130		
3	11:15:56.164	11:15:56.164	11:20:35.837	4:39.673	7:36.803		
4	11:36:50.093	11:36:50.093	11:39:01.916	2:11.823	9:48.626		

20 Reece Barr Mercedes AMG GT3
 PRO Mikael Pitamber SPS Automotive Performance

Nº	In Day Time	In Time	Out Time	Pit Time	T. Pit Time	Handicap	Diff.
1	10:58:53.568	10:58:53.568	11:01:30.668	2:37.100	2:37.100		
2	11:18:43.732	11:18:43.732	11:21:52.094	3:08.362	5:45.462		
3	11:32:15.906	11:32:15.906	11:33:44.614	1:28.708	7:14.170		
4	11:35:42.430	11:35:42.430	11:39:42.118	3:59.688	11:13.858		
5	11:41:25.890	11:41:25.890	11:42:49.450	1:23.560	12:37.418		

22 Alain Valente Mercedes AMG GT3 EVO - 2021
 PROAM Florian Scholze Team GT

Nº	In Day Time	In Time	Out Time	Pit Time	T. Pit Time	Handicap	Diff.
1	11:18:46.106	11:18:46.106	11:21:30.915	2:44.809	2:44.809		
2	11:35:43.723	11:35:43.723	11:39:19.388	3:35.665	6:20.474		

25 Alessandro Cozzi Ferrari 488 GT3 MY 2020
 AM Giorgio Sernagiotto AF Corse

Nº	In Day Time	In Time	Out Time	Pit Time	T. Pit Time	Handicap	Diff.
1	10:54:23.695	10:54:23.695	10:55:45.723	1:22.028	1:22.028		
2	11:06:23.124	11:06:23.124	11:09:27.600	3:04.476	4:26.504		
3	11:16:52.081	11:16:52.081	11:21:03.074	4:10.993	8:37.497		
4	11:31:38.801	11:31:38.801	11:34:17.760	2:38.959	11:16.456		
5	11:36:22.639	11:36:22.639	11:38:59.827	2:37.188	13:53.644		

26 Omar Jackson Ferrari 296 GT3
 PROAM Ramez Azzam racing one

Nº	In Day Time	In Time	Out Time	Pit Time	T. Pit Time	Handicap	Diff.
1	10:56:54.975	10:56:54.975	11:02:21.450	5:26.475	5:26.475		
2	11:16:59.978	11:16:59.978	11:24:43.633	7:43.655	13:10.130		
3	11:35:22.481	11:35:22.481	11:40:47.857	5:25.376	18:35.506		

27 Marco Pulcini Ferrari 488 GT3 MY 2020
 PROAM Eddie Cheever III AF Corse

Nº	In Day Time	In Time	Out Time	Pit Time	T. Pit Time	Handicap	Diff.
1	11:11:27.183	11:11:27.183	11:13:58.893	2:31.710	2:31.710		
2	11:16:00.622	11:16:00.622	11:20:42.324	4:41.702	7:13.412		
3	11:27:40.139	11:27:40.139	11:30:42.034	3:01.895	10:15.307		
4	11:38:33.385	11:38:33.385	11:39:40.900	1:07.515	11:22.822		

32 Martin Kodrić Lamborghini Huracan GT3 EVO2
 PROAM Sandro Mur Bonaldi Motorsport

Nº	In Day Time	In Time	Out Time	Pit Time	T. Pit Time	Handicap	Diff.
1	11:03:46.230	11:03:46.230	11:10:05.512	6:19.282	6:19.282		
2	11:18:44.973	11:18:44.973	11:22:16.164	3:31.191	9:50.473		
3	11:37:34.454	11:37:34.454	11:41:37.972	4:03.518	13:53.991		
4	11:43:32.034	11:43:32.034	11:44:42.108	1:10.074	15:04.065		

33 Miloš Pavlović Lamborghini Huracan GT3 EVO2
 PROAM Sanporn Jao-Javanil Bonaldi Motorsport

Nº	In Day Time	In Time	Out Time	Pit Time	T. Pit Time	Handicap	Diff.
1	11:02:24.115	11:02:24.115	11:06:57.049	4:32.934	4:32.934		
2	11:16:08.909	11:16:08.909	11:20:47.548	4:38.639	9:11.573		
3	11:31:25.911	11:31:25.911	11:33:09.508	1:43.597	10:55.170		
4	11:37:28.043	11:37:28.043	11:38:56.147	1:28.104	12:23.274		

38 Nicolò Rosi Ferrari 488 GT3 EVO
 PROAM Niccolò Schirò Kessel Racing

Nº	In Day Time	In Time	Out Time	Pit Time	T. Pit Time	Handicap	Diff.
1	10:56:40.264	10:56:40.264	11:00:33.271	3:53.007	3:53.007		
2	11:14:23.418	11:14:23.418	11:31:20.608	16:57.190	20:50.197		
3	11:37:26.008	11:37:26.008	11:39:07.828	1:41.820	22:32.017		

54 Dexter Müller Mercedes AMG GT3
 PROAM Yannick Mettler CBRX by SPS

Nº	In Day Time	In Time	Out Time	Pit Time	T. Pit Time	Handicap	Diff.
1	11:01:17.060	11:01:17.060	11:03:48.330	2:31.270	2:31.270		
2	11:10:45.883	11:10:45.883	11:13:53.529	3:07.646	5:38.916		
3	11:15:58.081	11:15:58.081	11:20:43.597	4:45.516	10:24.432		
4	11:29:48.120	11:29:48.120	11:30:53.709	1:05.589	11:30.021		
5	11:36:23.648	11:36:23.648	11:39:50.707	3:27.059	14:57.080		

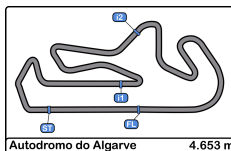
55 Laurent De Meeus Ferrari 488 GT3 MY 2020
 PROAM Jamie Stanley AF Corse

Nº	In Day Time	In Time	Out Time	Pit Time	T. Pit Time	Handicap	Diff.
1	10:53:18.275	10:53:18.275	10:55:11.781	1:53.506	1:53.506		
2	11:00:35.644	11:00:35.644	11:02:36.702	2:01.058	3:54.564		
3	11:17:17.214	11:17:17.214	11:21:12.222	3:55.008	7:49.572		
4	11:28:33.624	11:28:33.624	11:29:46.059	1:12.435	9:02.007		
5	11:37:38.583	11:37:38.583	11:39:49.447	2:10.864	11:12.871		

61 Jean-Claude Saada Ferrari 488 GT3 MY 2020
 AM Conrad Grunewald AF Corse

Nº	In Day Time	In Time	Out Time	Pit Time	T. Pit Time	Handicap	Diff.
1	10:56:09.553	10:56:09.553	10:58:53.204	2:43.651	2:43.651		
2	11:17:08.082	11:17:08.082	11:21:55.433	4:47.351	7:31.002		
3	11:36:08.689	11:36:08.689	11:39:03.505	2:54.816	10:25.818		





Autodromo Int. do Algarve
International GT Open
Free Practice - 1
Pit Stop Analysis



63 Pierre Louis Chovet Lamborghini Huracan GT3 EVO2

PRO Maximilian Paul Oregon Team

Nº	In Day Time	In Time	Out Time	Pit Time	T. Pit Time	Handicap	Diff.
1	10:59:29.834	10:59:29.834	11:01:35.466	2:05.632	2:05.632		
2	11:10:18.263	11:10:18.263	11:11:49.239	1:30.976	3:36.608		
3	11:18:42.485	11:18:42.485	11:22:33.721	3:51.236	7:27.844		
4	11:32:59.912	11:32:59.912	11:34:30.090	1:30.178	8:58.022		
5	11:36:25.938	11:36:25.938	11:39:05.361	2:39.423	11:37.445		

66 Stewart Proctor McLaren 720S GT3

PROAM Lewis Proctor Greystone GT

Nº	In Day Time	In Time	Out Time	Pit Time	T. Pit Time	Handicap	Diff.
1	10:54:40.734	10:54:40.734	10:58:06.958	3:26.224	3:26.224		
2	11:16:07.000	11:16:07.000	11:21:15.317	5:08.317	8:34.541		
3	11:35:47.143	11:35:47.143	11:39:39.335	3:52.192	12:26.733		

69 Samuel De Haan McLaren 720S GT3

PRO Charlie Fagg Optimum Motorsport

Nº	In Day Time	In Time	Out Time	Pit Time	T. Pit Time	Handicap	Diff.
1	10:57:07.470	10:57:07.470	10:59:04.353	1:56.883	1:56.883		
2	11:16:37.631	11:16:37.631	11:21:49.030	5:11.399	7:08.282		
3	11:32:14.722	11:32:14.722	11:34:08.102	1:53.380	9:01.662		
4	11:36:02.173	11:36:02.173	11:41:24.658	5:22.485	14:24.147		

77 Al Faisal Al Zubair Mercedes AMG GT3 2023

PRO Fabian Schiller AIManar Racing by GetSpeed

Nº	In Day Time	In Time	Out Time	Pit Time	T. Pit Time	Handicap	Diff.
1	11:06:10.603	11:06:10.603	11:08:07.271	1:56.668	1:56.668		
2	11:15:06.429	11:15:06.429	11:20:34.311	5:27.882	7:24.550		
3	11:27:26.097	11:27:26.097	11:28:35.827	1:09.730	8:34.280		
4	11:33:47.298	11:33:47.298	11:38:58.564	5:11.266	13:45.546		

80 Luca Engstler Audi R8 LMS Evo II

PRO Dylan Yip Liqui Moly Team Engstler

Nº	In Day Time	In Time	Out Time	Pit Time	T. Pit Time	Handicap	Diff.
1	10:54:58.627	10:54:58.627	10:56:40.582	1:41.955	1:41.955		
2	11:16:10.905	11:16:10.905	11:20:55.316	4:44.411	6:26.366		

84 Andrew Gilbert McLaren 720S GT3

PROAM Fran Rueda Altitude Racing by Greystone GT

Nº	In Day Time	In Time	Out Time	Pit Time	T. Pit Time	Handicap	Diff.
1	10:55:40.179	10:55:40.179	10:58:55.735	3:15.556	3:15.556		
2	11:05:54.259	11:05:54.259	11:07:31.894	1:37.635	4:53.191		
3	11:16:39.362	11:16:39.362	11:21:58.733	5:19.371	10:12.562		
4	11:33:03.040	11:33:03.040	11:34:37.120	1:34.080	11:46.642		
5	11:36:31.854	11:36:31.854	11:39:47.575	3:15.721	15:02.363		

88 Gino Forgione Ferrari 488 GT3 MY 2020

AM* Andrea Montermini AF Corse

Nº	In Day Time	In Time	Out Time	Pit Time	T. Pit Time	Handicap	Diff.
1	11:02:48.282	11:02:48.282	11:04:34.995	1:46.713	1:46.713		
2	11:11:35.271	11:11:35.271	11:20:31.299	8:56.028	10:42.741		
3	11:37:17.655	11:37:17.655	11:39:53.548	2:35.893	13:18.634		

91 Ernst Kirchmayr Ferrari 488 GT3 Evo

AM Philipp Baron Team Baron Motorsport

Nº	In Day Time	In Time	Out Time	Pit Time	T. Pit Time	Handicap	Diff.
1	10:57:43.274	10:57:43.274	10:59:28.671	1:45.397	1:45.397		
2	11:11:47.218	11:11:47.218	11:14:31.232	2:44.014	4:29.411		
3	11:16:33.975	11:16:33.975	11:20:41.661	4:07.686	8:37.097		
4	11:33:16.524	11:33:16.524	11:35:04.558	1:48.034	10:25.131		
5	11:37:31.419	11:37:31.419	11:39:10.635	1:39.216	12:04.347		

99 Patrick Kolb Porsche 991.2 GT3 R

PRO Richard Lietz Lionspeed GP

Nº	In Day Time	In Time	Out Time	Pit Time	T. Pit Time	Handicap	Diff.
1	11:01:27.321	11:01:27.321	11:03:42.836	2:15.515	2:15.515		

777 Marcin Jedliński Mercedes AMG GT3 2020

PROAM Karol Basz Olimp Racing

Nº	In Day Time	In Time	Out Time	Pit Time	T. Pit Time	Handicap	Diff.
1	10:53:04.407	10:53:04.407	10:54:58.221	1:53.814	1:53.814		
2	11:00:11.538	11:00:11.538	11:04:08.872	3:57.334	5:51.148		
3	11:16:54.588	11:16:54.588	11:21:21.451	4:26.863	10:18.011		

786 Kiki Sak Nana Mercedes AMG GT3 2023

AM Adam Osieka GetSpeed

Nº	In Day Time	In Time	Out Time	Pit Time	T. Pit Time	Handicap	Diff.
1	11:03:36.875	11:03:36.875	11:20:45.868	17:08.993	17:08.993		
2	11:35:38.687	11:35:38.687	11:38:57.437	3:18.750	20:27.743		

911 Axel Blom Mercedes AMG GT3 2023

PROAM Steve Jans GetSpeed

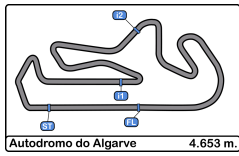
Nº	In Day Time	In Time	Out Time	Pit Time	T. Pit Time	Handicap	Diff.
1	10:57:34.038	10:57:34.038	11:00:12.836	2:38.798	2:38.798		
2	11:12:22.775	11:12:22.775	11:20:37.707	8:14.932	10:53.730		
3	11:36:36.171	11:36:36.171	11:38:52.667	2:16.496	13:10.226		
4	11:40:38.029	11:40:38.029	11:41:50.190	1:12.161	14:22.387		
5	11:43:35.939	11:43:35.939	11:44:48.285	1:12.346	15:34.733		

007 Jahid Fazal-Karim Aston Martin GT3 AMR MY2019

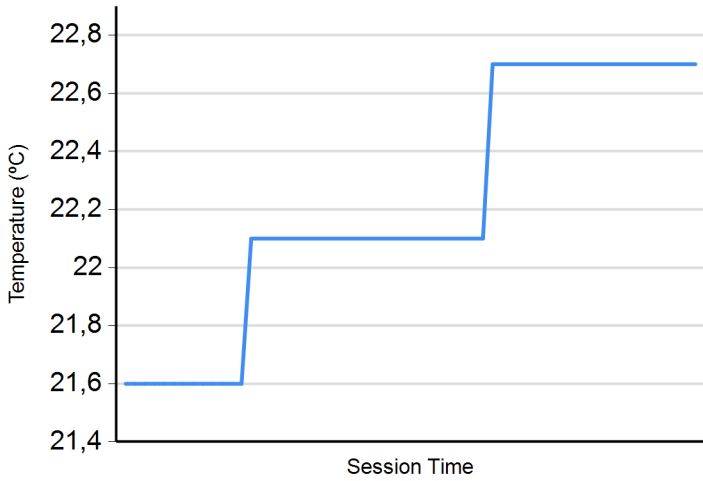
AM Pascal Bachmann Street-Art Racing

Nº	In Day Time	In Time	Out Time	Pit Time	T. Pit Time	Handicap	Diff.
1	10:54:05.110	10:54:05.110	10:56:16.947	2:11.837	2:11.837		
2	11:12:16.432	11:12:16.432	11:14:53.686	2:37.254	4:49.091		
3	11:17:03.636	11:17:03.636	11:22:50.619	5:46.983	10:36.074		
4	11:32:19.368	11:32:19.368	11:34:57.613	2:38.245	13:14.319		
5	11:37:23.473	11:37:23.473	11:39:13.968	1:50.495	15:04.814		

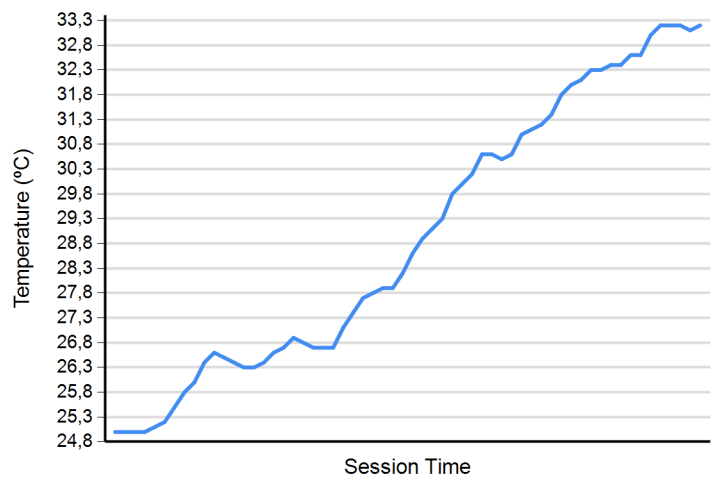




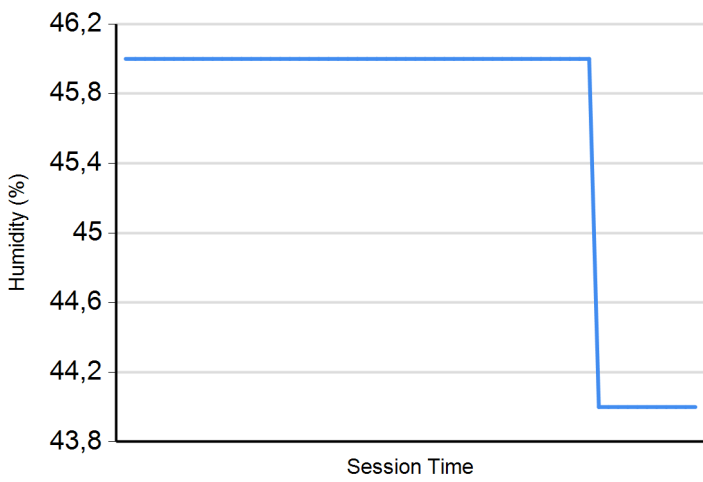
Air Temperature



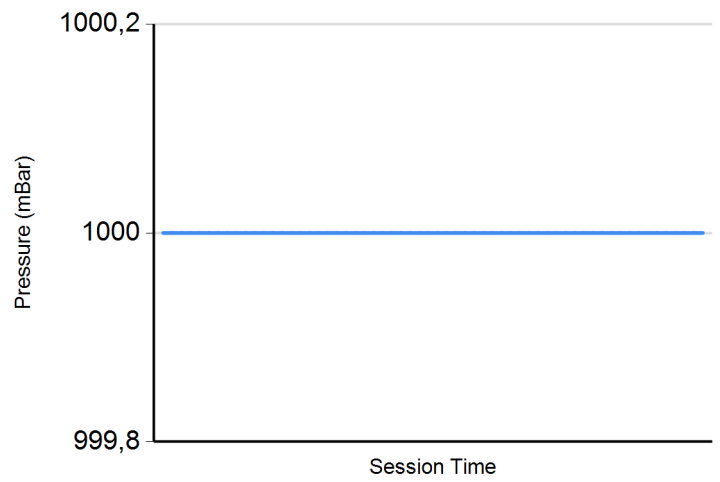
Track Temperature



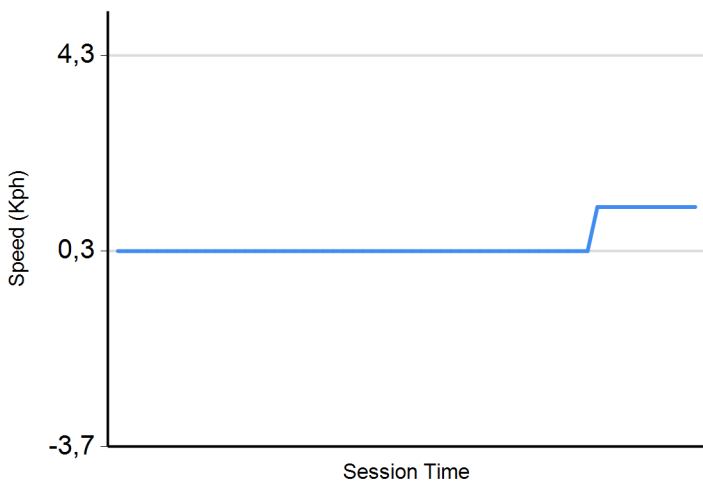
Humidity



Pressure



Wind Speed



Wind direction

North = 0°/360° Est = 90° South = 180° West = 270°

