

Circuito de Barcelona
GT Cup Open Europe
Race - 2
Provisional Results



Cls	Nº	Entrant/Team	Nat	Driver 1	Nat	Driver 2	Nat	Vehicle	Cat	Cl	Laps	Total Time	Gap	Interval	Km/h	Best	Time	Km/h	
1	54	Q1 by EMG Motorsport	BEL	Jan Lauryszen	BEL			Porsche 992 GT3 Cup	PROAM	1	31	1:01:29.135			141.4	5	1:51.477	150.9	
2	53	Q1 by EMG Motorsport	BEL	Nicolas Vandierendonck	BEL	<u>Dirk Schouten</u>	NLD	Porsche 992 GT3 Cup	PROAM	2	31	1:01:56.119	26.984	26.984	140.3	7	1:52.308	149.8	
3	215	NM Racing Team	ESP	August MacBeth	CHE	<u>Albert Estragues</u>	ESP	Mercedes AMG GT4	AM	1	31	1:02:05.212	36.077	9.093	140.0	6	1:53.327	148.5	
4	991	Valluga Racing	GBR	Dino Zamparelli	GBR	<u>Jan Klingelberg</u>	CHE	Porsche 911 GT3 Cup gen 2	PROAM	3	31	1:02:07.238	38.103	2.026	139.9	17	1:52.575	149.5	
5	45	CAME Racing Team	ITA	<u>Mark Speakerwas</u>	ITA	Jan Antoszewski	POL	Porsche 911 GT3 Cup gen 1	PROAM	4	30	1:00:28.959	1 Lap	1 Lap	139.1	20	1:54.241	147.3	
6	32	Three Sixty Racing Team	AND	Fernando Fortes	BRA			Porsche 911 GT3 Cup gen 2	AM	2	30	1:00:46.523	1 Lap	17.564	138.4	20	1:54.074	147.5	
7	27	Three Sixty Racing Team	AND	Marcio Mauro	BRA	<u>Oscar Aristot</u>	AND	Porsche 911 GT3 Cup gen 2	AM	3	30	1:01:47.417	1 Lap	1:00.894	136.1	26	1:56.049	145.0	
8	44	CAME Racing Team	ITA	<u>Eugenio Pisani</u>	ITA	Stefano Bozzoni	ITA	Porsche 911 GT3 Cup gen 1	PROAM	5	30	1:02:15.936	1 Lap	28.519	135.1	7	1:53.761	147.9	
Not classified: (Requirements: 75% of number laps of leader = 24 Laps)																			
	50	Q1 by EMG Motorsport	BEL	Filip Teunkens	BEL	<u>Bas Schouten</u>	NLD	Porsche 992 GT3 Cup	PROAM	6	21	45:55.956	10 Laps	9 Laps	128.2	4	1:51.746	150.6	
	24	A&P Racing Team PTT Tech Support	POL	Maciej Blazek	POL	<u>Mateusz Lisowski</u>	POL	Porsche 991 GT3 Cup gen 2	PROAM	7									

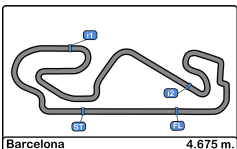
Fastest lap Jan Lauryszen in 1:51.477 at 150.9 Km/h in lap 5

Published at:.....

Air Temp: 20.1 °C Air Temp: 18.9 °C Humidity: 56 % Track Status: DRY

Stewards:	Race Director:	Timekeeper: Luis Angel García Nuñez JOB/I-0020-ESP
------------------	-----------------------	--





Circuito de Barcelona
 GT Cup Open Europe
 Race - 2
 Provisional Results by Category



Cls	Nº	Entrant/Team	Nat	Driver 1	Nat	Driver 2	Nat	Vehicle	Cat	Cl	Laps	Total Time	Gap	Interval	Km/h	Best	Time	Km/h	
PROAM																			
1	54	Q1 by EMG Motorsport		Jan Lauryssen				Porsche 992 GT3 Cup	PROAM	1	31	1:01:29.135			141.4	5	1:51.477	150.9	
2	53	Q1 by EMG Motorsport		Nicolas Vandierendonck		<u>Dirk Schouten</u>		Porsche 992 GT3 Cup	PROAM	2	31	1:01:56.119	26.984	26.984	140.3	7	1:52.308	149.8	
3	991	Valluga Racing		Dino Zamparelli		<u>Jan Klingelberg</u>		Porsche 911 GT3 Cup gen 2	PROAM	3	31	1:02:07.238	38.103	11.119	139.9	17	1:52.575	149.5	
4	45	CAME Racing Team		<u>Mark Speakerwas</u>		Jan Antoszewski		Porsche 911 GT3 Cup gen 1	PROAM	4	30	1:00:28.959	1 Lap	1 Lap	139.1	20	1:54.241	147.3	
5	44	CAME Racing Team		<u>Eugenio Pisani</u>		Stefano Bozzoni		Porsche 911 GT3 Cup gen 1	PROAM	5	30	1:02:15.936	1 Lap	1:46.977	135.1	7	1:53.761	147.9	
Not classified: (Requirements: 75% of number laps of leader = 24 Laps)																			
	50	Q1 by EMG Motorsport		Filip Teunkens		<u>Bas Schouten</u>		Porsche 992 GT3 Cup	PROAM	6	21	45:55.956	10 Laps	9 Laps	128.2	4	1:51.746	150.6	
	24	A&P Racing Team PTT Tech Support		Maciej Blazek		<u>Mateusz Lisowski</u>		Porsche 991 GT3 Cup gen 2	PROAM	7									
AM																			
1	215	NM Racing Team		August MacBeth		<u>Albert Estragues</u>		Mercedes AMG GT4	AM	1	31	1:02:05.212			140.0	6	1:53.327	148.5	
2	32	Three Sixty Racing Team		Fernando Fortes				Porsche 911 GT3 Cup gen 2	AM	2	30	1:00:46.523	1 Lap	1 Lap	138.4	20	1:54.074	147.5	
3	27	Three Sixty Racing Team		Marcio Mauro		<u>Oscar Aristot</u>		Porsche 911 GT3 Cup gen 2	AM	3	30	1:01:47.417	1 Lap	1:00.894	136.1	26	1:56.049	145.0	

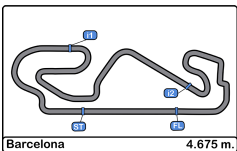
Fastest lap Jan Lauryssen in 1:51.477 at 150.9 Km/h in lap 5

Published at:.....

Air Temp: 20.1 °C Air Temp: 18.9 °C Humidity: 56 % Track Status: DRY

Stewards:	Race Director:	Timekeeper: Luis Angel Garcia Nuñez JOB/I-0020-ESP
-----------	----------------	--





Circuito de Barcelona
 GT Cup Open Europe
 Race - 2
 Provisional Results by Class



Cls	Nº	Entrant/Team	Nat	Driver 1	Nat	Driver 2	Nat	Vehicle	Cat	Cl	Laps	Total Time	Gap	Interval	Km/h	Best	Time	Km/h
GT Open Cup Europe																		
1	54	Q1 by EMG Motorsport	BEL	Jan Lauryszen	BEL			Porsche 992 GT3 Cup	PROAM	1	31	1:01:29.135			141.4	5	1:51.477	150.9
2	53	Q1 by EMG Motorsport	BEL	Nicolas Vandierendonck	BEL	<u>Dirk Schouten</u>	NLD	Porsche 992 GT3 Cup	PROAM	2	31	1:01:56.119	26.984	26.984	140.3	7	1:52.308	149.8
3	215	NM Racing Team	ESP	August MacBeth	CHE	<u>Albert Estragues</u>	ESP	Mercedes AMG GT4	AM	1	31	1:02:05.212	36.077	9.093	140.0	6	1:53.327	148.5
4	991	Valluga Racing	GBR	Dino Zamparelli	CHE	<u>Jan Klingelberg</u>	CHE	Porsche 911 GT3 Cup gen 2	PROAM	3	31	1:02:07.238	38.103	2.026	139.9	17	1:52.575	149.5
5	45	CAME Racing Team	ITA	<u>Mark Speakerwas</u>	ITA	Jan Antoszewski	POL	Porsche 911 GT3 Cup gen 1	PROAM	4	30	1:00:28.959	1 Lap	1 Lap	139.1	20	1:54.241	147.3
6	32	Three Sixty Racing Team	AND	Fernando Fortes	BRA			Porsche 911 GT3 Cup gen 2	AM	2	30	1:00:46.523	1 Lap	17.564	138.4	20	1:54.074	147.5
7	27	Three Sixty Racing Team	AND	Marcio Mauro	BRA	<u>Oscar Aristot</u>	AND	Porsche 911 GT3 Cup gen 2	AM	3	30	1:01:47.417	1 Lap	1:00.894	136.1	26	1:56.049	145.0
8	44	CAME Racing Team	ITA	<u>Eugenio Pisani</u>	ITA	Stefano Bozzoni	ITA	Porsche 911 GT3 Cup gen 1	PROAM	5	30	1:02:15.936	1 Lap	28.519	135.1	7	1:53.761	147.9
Not classified: (Requirements: 75% of number laps of leader = 24 Laps)																		
	50	Q1 by EMG Motorsport	BEL	Filip Teunkens	BEL	<u>Bas Schouten</u>	NLD	Porsche 992 GT3 Cup	PROAM	6	21	45:55.956	10 Laps	9 Laps	128.2	4	1:51.746	150.6
	24	A&P Racing Team PTT Tech Support	POL	Maciej Blazek	POL	<u>Mateusz Lisowski</u>	POL	Porsche 991 GT3 Cup gen 2	PROAM	7								

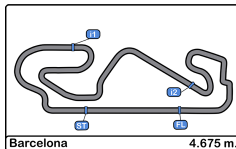
Fastest lap Jan Lauryszen in 1:51.477 at 150.9 Km/h in lap 5

Published at:.....

Air Temp: 20.1 °C Air Temp: 18.9 °C Humidity: 56 % Track Status: DRY

Stewards:	Race Director:	Timekeeper: Luis Angel Garcia Nunez JOB/I-0020-ESP
-----------	----------------	--



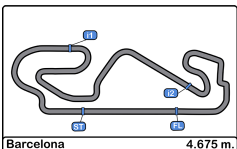


Circuito de Barcelona
GT Cup Open Europe
Race - 2



Provisional Classification by Driver Fastest Lap

Cl	Nº	Entrant/Team	Nat	Vehicle	Driver	Nat	Cat	Cl	Laps	Best	Time	Gap	Interval	Km/h
1	54	Q1 by EMG Motorsport	BEL	Porsche 992 GT3 Cup	Jan Laurysen	BEL	PROAM	1	31	5	1:51.477			150.9
2	50	Q1 by EMG Motorsport	BEL	Porsche 992 GT3 Cup	Bas Schouten	NLD	PROAM	2	18	4	1:51.746	0.269	0.269	150.6
3	53	Q1 by EMG Motorsport	BEL	Porsche 992 GT3 Cup	Dirk Schouten	NLD	PROAM	3	18	7	1:52.308	0.831	0.562	149.8
4	991	Valluga Racing	GBR	Porsche 911 GT3 Cup gen 2	Dino Zamparelli	GBR	PROAM	4	18	4	1:52.575	1.098	0.267	149.5
5	215	NM Racing Team	ESP	Mercedes AMG GT4	Albert Estragues	ESP	AM	1	14	6	1:53.327	1.850	0.752	148.5
6	44	CAME Racing Team	ITA	Porsche 911 GT3 Cup gen 1	Eugenio Pisani	ITA	PROAM	5	18	7	1:53.761	2.284	0.434	147.9
7	215	NM Racing Team	ESP	Mercedes AMG GT4	August MacBeth	CHE	AM	2	17	4	1:53.922	2.445	0.161	147.7
8	32	Three Sixty Racing Team	AND	Porsche 911 GT3 Cup gen 2	Fernando Fortes	BRA	AM	3	30	20	1:54.074	2.597	0.152	147.5
9	45	CAME Racing Team	ITA	Porsche 911 GT3 Cup gen 1	Jan Antoszewski	POL	PROAM	6	17	7	1:54.241	2.764	0.167	147.3
10	45	CAME Racing Team	ITA	Porsche 911 GT3 Cup gen 1	Mark Speakerwas	ITA	PROAM	7	13	4	1:54.462	2.985	0.221	147.0
11	53	Q1 by EMG Motorsport	BEL	Porsche 992 GT3 Cup	Nicolas Vandierendo	BEL	PROAM	8	13	8	1:55.025	3.548	0.563	146.3
12	991	Valluga Racing	GBR	Porsche 911 GT3 Cup gen 2	Jan Klingelberg	CHE	PROAM	9	13	4	1:55.050	3.573	0.025	146.2
13	27	Three Sixty Racing Team	AND	Porsche 911 GT3 Cup gen 2	Marcio Mauro	BRA	AM	4	15	11	1:56.049	4.572	0.999	145.0
14	27	Three Sixty Racing Team	AND	Porsche 911 GT3 Cup gen 2	Oscar Aristot	BRA	AM	5	15	8	1:56.539	5.062	0.490	144.4
15	44	CAME Racing Team	ITA	Porsche 911 GT3 Cup gen 1	Stefano Bozzoni	ITA	PROAM	10	12	5	2:02.792	11.315	6.253	137.0
16	50	Q1 by EMG Motorsport	BEL	Porsche 992 GT3 Cup	Filip Teunkens	BEL	PROAM	11	3	2	2:17.043	25.566	14.251	122.8



Circuito de Barcelona

GT Cup Open Europe

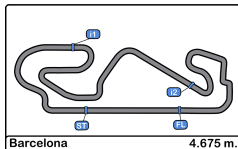
Race - 2

Distance and Speed Average



Cls	Nº	Entrant/Team	Nat	Driver 1	Nat	Driver 2	Nat	Vehicle	Cat	Cls	Laps	Distance	Total Time	Km/h
1	54	Q1 by EMG Motorsport	BEL	Jan Laurysen	BEL			Porsche 992 GT3 Cup	PROAM	1	31	144.92	1:01:29.135	141.4
2	53	Q1 by EMG Motorsport	BEL	Nicolas Vandierendonck	BEL	<u>Dirk Schouten</u>	NLD	Porsche 992 GT3 Cup	PROAM	2	31	144.92	1:01:56.119	140.3
3	215	NM Racing Team	ESP	August MacBeth	CHE	<u>Albert Estragues</u>	ESP	Mercedes AMG GT4	AM	1	31	144.92	1:02:05.212	140.0
4	991	Valluga Racing	GBR	Dino Zamparelli	GBR	<u>Jan Klingelberg</u>	CHE	Porsche 911 GT3 Cup gen 2	PROAM	3	31	144.92	1:02:07.238	139.9
5	45	CAME Racing Team	ITA	<u>Mark Speakerwas</u>	ITA	Jan Antoszewski	POL	Porsche 911 GT3 Cup gen 1	PROAM	4	30	140.25	1:00:28.959	139.1
6	32	Three Sixty Racing Team	AND	Fernando Fortes	BRA			Porsche 911 GT3 Cup gen 2	AM	2	30	140.25	1:00:46.523	138.4
7	27	Three Sixty Racing Team	AND	Marcio Mauro	BRA	<u>Oscar Aristot</u>	AND	Porsche 911 GT3 Cup gen 2	AM	3	30	140.25	1:01:47.417	136.1
8	44	CAME Racing Team	ITA	<u>Eugenio Pisani</u>	ITA	Stefano Bozzoni	ITA	Porsche 911 GT3 Cup gen 1	PROAM	5	30	140.25	1:02:15.936	135.1
Not classified: (Requirements: 75% of number laps of leader = 24 Laps)														
	50	Q1 by EMG Motorsport	BEL	Filip Teunkens	BEL	<u>Bas Schouten</u>	NLD	Porsche 992 GT3 Cup	PROAM	6	21	98.17	45:55.956	128.2
	24	A&P Racing Team PTT Tech Support	POL	Maciej Blazek	POL	<u>Mateusz Lisowski</u>	POL	Porsche 991 GT3 Cup gen 2	PROAM	7				





Circuit de Barcelona
GT Cup Open Europe
Race - 2
Lap Analysis

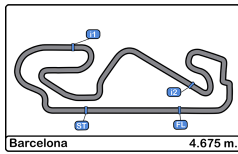


27 Marcio Mauro Porsche 911 GT3 Cup gen 2 32 Fernando Fortes Porsche 911 GT3 Cup gen 2

AM Oscar Aristot Three Sixty Racing Team AM Three Sixty Racing Team

Lap	D	Time	Sector 1	Sector 2	Sector 3	T. Spd	Elapsed	Lap	D	Time	Sector 1	Sector 2	Sector 3	T. Spd	Elapsed
1	2	2:08.326	42.402	46.304	39.620	237.3	2:08.326	1		2:06.177	41.058	45.822	39.297	236.3	2:06.177
2	2	1:57.621	33.552	44.965	39.104	248.2	4:05.947	2		1:56.939	33.451	44.603	38.885	250.0	4:03.116
3	2	1:56.928	33.427	44.753	38.748	248.8	6:02.875	3		1:54.811	32.931	43.964	37.916	251.1	5:57.927
4	2	1:56.865	33.313	44.610	38.942	248.8	7:59.740	4		1:54.139	32.607	44.119	37.413	251.1	7:52.066
5	2	1:56.548	33.284	44.580	38.684	247.1	9:56.288	5		1:55.400	32.747	44.556	38.097	251.7	9:47.466
6	2	1:56.578	33.235	44.587	38.756	248.2	11:52.866	6		1:54.816	32.690	44.159	37.967	252.3	11:42.282
7	2	1:56.793	33.384	44.595	38.814	248.8	13:49.659	7		1:54.653	32.719	44.108	37.826	250.5	13:36.935
8	2	1:56.539	33.182	44.298	39.059	249.4	15:46.198	8		1:54.817	32.728	44.071	38.018	251.7	15:31.752
9	2	1:56.650	33.359	44.747	38.544	249.4	17:42.848	9		1:55.031	32.637	44.068	38.326	251.1	17:26.783
10	2	1:57.608	33.364	45.362	38.882	249.4	19:40.456	10		1:55.380	32.848	44.400	38.132	251.1	19:22.163
11	2	2:00.651	33.949	47.081	39.621	248.8	21:41.107	11		1:55.582	32.814	44.183	38.585	250.5	21:17.745
12	2	1:58.431	33.687	45.512	39.232	250.0	23:39.538	12		1:56.897	33.684	45.034	38.179	254.1	23:14.642
13	2	1:58.251	33.470	44.483	40.298	247.1	25:37.789	13		2:02.368 P	32.973	44.433	44.962	251.1	25:17.010
14	2	1:56.920	33.416	44.515	38.989	249.4	27:34.709	14		4:47.447	3:24.483	44.857	38.107	165.8	30:04.457
15	2	2:02.980 P	33.478	44.859	44.643	248.8	29:37.689	15		1:55.268	33.224	44.227	37.817	248.2	31:59.725
16	1	4:46.059	3:20.713	46.375	38.971	157.4	34:23.748	16		1:54.264	32.732	43.918	37.614	250.0	33:53.989
17	1	1:58.861	33.930	46.234	38.697	243.7	36:22.609	17		1:54.562	32.869	44.263	37.430	250.0	35:48.551
18	1	1:56.857	33.518	44.719	38.620	246.0	38:19.466	18		1:55.262	33.830	43.671	37.761	250.5	37:43.813
19	1	1:56.870	33.445	45.086	38.339	247.1	40:16.336	19		1:54.498	32.647	44.112	37.739	250.0	39:38.311
20	1	1:56.527	33.226	44.796	38.505	248.8	42:12.863	20		1:54.074	32.576	43.842	37.656	250.0	41:32.385
21	1	1:56.569	33.175	44.773	38.621	248.8	44:09.432	21		1:54.845	33.366	43.901	37.578	249.4	43:27.230
22	1	1:56.830	33.388	44.271	39.171	248.2	46:06.262	22		1:55.274	33.220	44.550	37.504	250.5	45:22.504
23	1	1:56.157	33.684	44.365	38.108	246.5	48:02.419	23		1:54.377	32.805	43.672	37.900	250.5	47:16.881
24	1	2:00.317	34.159	45.885	40.273	251.1	50:02.736	24		1:55.608	33.816	43.881	37.911	249.4	49:12.489
25	1	1:58.856	34.786	45.312	38.758	248.8	52:01.592	25		1:55.126	33.020	44.296	37.810	249.4	51:07.615
26	1	1:56.049	33.554	44.544	37.951	250.5	53:57.641	26		1:56.036	34.241	43.949	37.846	249.4	53:03.651
27	1	1:57.933	33.245	45.048	39.640	251.7	55:55.574	27		1:54.896	33.295	43.911	37.690	250.5	54:58.547
28	1	1:56.713	33.333	44.972	38.408	249.4	57:52.287	28		1:55.435	32.951	44.514	37.970	250.5	56:53.982
29	1	1:56.433	33.232	44.820	38.381	248.2	59:48.720	29		1:55.643	32.866	44.984	37.793	249.4	58:49.625
30	1	1:58.697	33.765	45.546	39.386	248.8	1:01:47.417	30		1:56.898	33.293	45.311	38.294	248.8	1:00:46.523





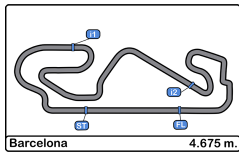
Circuit de Barcelona
GT Cup Open Europe
Race - 2
Lap Analysis



44 Eugenio Pisani Porsche 911 GT3 Cup gen 1							45 Mark Speakerwas Porsche 911 GT3 Cup gen 1														
PROAM			Stefano Bozzoni				CAME Racing Team				PROAM			Jan Antoszewski				CAME Racing Team			
Lap	D	Time	Sector 1	Sector 2	Sector 3	T. Spd	Elapsed	Lap	D	Time	Sector 1	Sector 2	Sector 3	T. Spd	Elapsed						
1	1	2:05.519	41.352	45.683	38.484	232.2	2:05.519	1	1	2:04.318	40.047	45.820	38.451	237.3	2:04.318						
2	1	1:54.738	32.969	44.228	37.541	249.4	4:00.257	2	1	1:57.106	33.509	45.303	38.294	247.1	4:01.424						
3	1	1:54.003	32.579	43.961	37.463	248.8	5:54.260	3	1	1:54.506	32.813	44.028	37.665	248.8	5:55.930						
4	1	1:54.240	32.691	43.872	37.677	248.8	7:48.500	4	1	1:54.462	32.691	43.911	37.860	248.8	7:50.392						
5	1	1:54.201	32.551	44.055	37.595	248.2	9:42.701	5	1	1:55.713	32.693	45.087	37.933	250.0	9:46.105						
6	1	1:53.998	32.587	43.768	37.643	248.2	11:36.699	6	1	1:54.618	32.756	44.047	37.815	250.0	11:40.723						
7	1	1:53.761	32.588	43.641	37.532	248.2	13:30.460	7	1	1:54.699	32.823	44.356	37.520	249.4	13:35.422						
8	1	1:54.084	32.665	43.854	37.565	248.8	15:24.544	8	1	1:55.227	32.763	44.614	37.850	249.4	15:30.649						
9	1	1:53.987	32.596	43.760	37.631	249.4	17:18.531	9	1	1:55.293	32.974	44.387	37.932	249.4	17:25.942						
10	1	1:53.903	32.508	43.723	37.672	249.4	19:12.434	10	1	1:55.244	32.947	44.662	37.635	248.8	19:21.186						
11	1	1:54.106	32.766	43.862	37.478	248.2	21:06.540	11	1	1:56.405	32.892	44.814	38.699	248.2	21:17.591						
12	1	1:54.624	32.608	44.110	37.906	249.4	23:01.164	12	1	1:56.102	33.509	44.637	37.956	242.6	23:13.693						
13	1	1:54.954	33.045	44.014	37.895	249.4	24:56.118	13	1	2:17.117 P	48.283	45.179	43.655	248.8	25:30.810						
14	1	1:54.815	32.926	44.039	37.850	248.8	26:50.933	14	2	4:20.490	2:58.062	44.364	38.064	169.0	29:51.300						
15	1	1:55.154	32.765	44.384	38.005	249.4	28:46.087	15	2	1:54.399	32.673	44.068	37.658	246.5	31:45.699						
16	1	1:55.280	33.320	44.029	37.931	250.0	30:41.367	16	2	1:55.028	32.802	44.391	37.835	246.5	33:40.727						
17	1	1:55.647	32.817	44.648	38.182	249.4	32:37.014	17	2	1:54.610	32.902	44.147	37.561	248.2	35:35.337						
18	1	1:59.388 P	32.897	44.356	42.135	248.8	34:36.402	18	2	1:54.862	33.079	44.187	37.596	248.2	37:30.199						
19	2	4:39.575	3:08.625	47.001	43.949	166.1	39:15.977	19	2	1:54.457	32.842	44.100	37.515	247.7	39:24.656						
20	2	2:04.930	35.437	48.284	41.209	244.3	41:20.907	20	2	1:54.241	32.753	43.832	37.656	249.4	41:18.897						
21	2	2:04.180	34.855	47.981	41.344	248.8	43:25.087	21	2	1:54.422	32.979	43.919	37.524	248.8	43:13.319						
22	2	2:04.212	35.334	48.581	40.297	244.3	45:29.299	22	2	1:55.740	33.011	44.770	37.959	247.1	45:09.059						
23	2	2:02.792	35.186	47.177	40.429	245.4	47:32.091	23	2	1:54.733	33.101	44.101	37.531	249.4	47:03.792						
24	2	2:03.921	35.344	48.157	40.420	243.2	49:36.012	24	2	1:54.758	32.878	44.341	37.539	248.8	48:58.550						
25	2	2:05.369	35.263	48.128	41.978	245.4	51:41.381	25	2	1:54.462	32.960	43.850	37.652	247.7	50:53.012						
26	2	2:10.867	37.672	50.386	42.809	243.2	53:52.248	26	2	1:54.586	32.968	44.101	37.517	248.2	52:47.598						
27	2	2:03.028	34.906	47.163	40.959	243.2	55:55.276	27	2	1:54.693	32.898	44.022	37.773	248.8	54:42.291						
28	2	2:04.500	35.177	47.725	41.598	243.2	57:59.776	28	2	1:54.901	33.005	44.171	37.725	247.7	56:37.192						
29	2	2:10.083	37.797	48.806	43.480	241.6	1:00:09.859	29	2	1:56.229	33.671	44.686	37.872	248.2	58:33.421						
30	2	2:06.077	35.752	47.523	42.802	244.3	1:02:15.936	30	2	1:55.538	33.388	44.307	37.843	248.8	1:00:28.959						

50 Filip Teunkens Porsche 992 GT3 Cup										
PROAM			Bas Schouten				Q1 by EMG Motorsport			
Lap	D	Time	Sector 1	Sector 2	Sector 3	T. Spd	Elapsed			
1	2	2:01.955	40.017	44.201	37.737	237.8	2:01.955			
2	2	1:52.133	32.410	43.032	36.691	250.0	3:54.088			
3	2	1:52.026	32.357	42.934	36.735	248.8	5:46.114			
4	2	1:51.746	32.299	42.803	36.644	247.1	7:37.860			
5	2	1:51.885	32.248	42.895	36.742	248.2	9:29.745			
6	2	1:51.827	32.429	42.841	36.557	248.2	11:21.572			
7	2	1:51.960	32.495	42.842	36.623	248.8	13:13.532			
8	2	1:51.830	32.315	42.892	36.623	248.2	15:05.362			
9	2	1:51.874	32.257	42.930	36.687	248.8	16:57.236			
10	2	1:51.984	32.296	42.882	36.806	248.8	18:49.220			
11	2	1:52.407	32.537	43.169	36.701	248.8	20:41.627			
12	2	1:52.253	32.401	43.021	36.831	248.8	22:33.880			
13	2	1:52.622	32.515	43.261	36.846	248.8	24:26.502			
14	2	1:52.783	32.584	43.270	36.929	248.8	26:19.285			
15	2	1:52.453	32.367	42.992	37.094	248.8	28:11.738			
16	2	1:54.138	32.580	43.251	38.307	248.8	30:05.876			
17	2	1:54.438	32.720	44.233	37.485	248.8	32:00.314			
18	2	1:57.685 P	32.500	43.908	41.277	252.3	33:57.999			
19	1	4:30.220	3:02.200	44.790	43.230	169.0	38:28.219			
20	1	2:17.043 P	35.838	50.305	50.900	243.7	40:45.262			
21	1	5:10.694 P	3:16.641	55.648	58.405	167.7	45:55.956			





Circuit de Barcelona
GT Cup Open Europe
Race - 2
Lap Analysis



53

Nicolas Vandierendonck

Porsche 992 GT3 Cup

54

Jan Laurysen

Porsche 992 GT3 Cup

PROAM

Dirk Schouten

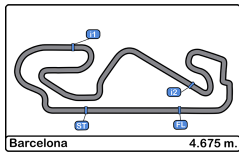
Q1 by EMG Motorsport

PROAM

Q1 by EMG Motorsport

Lap	D	Time	Sector 1	Sector 2	Sector 3	T. Spd	Elapsed	Lap	D	Time	Sector 1	Sector 2	Sector 3	T. Spd	Elapsed
1	2	2:04.926	40.973	45.407	38.546	227.8	2:04.926	1	2	2:02.812	40.152	45.304	37.356	233.2	2:02.812
2	2	1:54.099	32.831	43.831	37.437	249.4	3:59.025	2	2	1:52.643	32.331	43.441	36.871	250.0	3:55.455
3	2	1:53.037	32.623	43.429	36.985	248.2	5:52.062	3	2	1:51.975	32.147	43.084	36.744	250.0	5:47.430
4	2	1:52.810	32.459	43.096	37.255	248.8	7:44.872	4	2	1:51.701	32.127	42.950	36.624	250.0	7:39.131
5	2	1:52.640	32.335	43.204	37.101	248.2	9:37.512	5	2	1:51.477	32.170	42.832	36.475	250.5	9:30.608
6	2	1:52.515	32.378	43.130	37.007	248.2	11:30.027	6	2	1:51.925	32.202	43.140	36.583	250.0	11:22.533
7	2	1:52.308	32.219	43.054	37.035	248.2	13:22.335	7	2	1:52.195	32.110	43.178	36.907	249.4	13:14.728
8	2	1:52.309	32.391	43.038	36.880	249.4	15:14.644	8	2	1:52.053	32.236	43.106	36.711	249.4	15:06.781
9	2	1:52.537	32.381	43.144	37.012	249.4	17:07.181	9	2	1:51.905	32.229	42.869	36.807	251.1	16:58.686
10	2	1:52.566	32.323	43.011	37.232	248.8	18:59.747	10	2	1:52.018	32.187	42.980	36.851	249.4	18:50.704
11	2	1:52.346	32.355	43.044	36.947	248.8	20:52.093	11	2	1:52.214	32.366	43.164	36.684	249.4	20:42.918
12	2	1:52.619	32.324	43.109	37.186	248.8	22:44.712	12	2	1:51.926	32.092	43.040	36.794	250.5	22:34.844
13	2	1:52.919	32.305	43.307	37.307	249.4	24:37.631	13	2	1:52.667	32.320	43.288	37.059	249.4	24:27.511
14	2	1:52.686	32.392	43.250	37.044	249.4	26:30.317	14	2	1:52.689	32.343	43.218	37.128	249.4	26:20.200
15	2	1:53.247	32.377	43.282	37.588	248.8	28:23.564	15	2	1:52.840	32.279	43.359	37.202	250.5	28:13.040
16	2	1:53.029	32.442	43.174	37.413	249.4	30:16.593	16	2	1:59.136 P	32.367	44.405	42.364	250.0	30:12.176
17	2	1:53.479	32.447	43.731	37.301	248.8	32:10.072	17	2	4:40.743	3:20.125	43.309	37.309	172.2	34:52.919
18	2	1:57.670 P	32.482	43.486	41.702	248.2	34:07.742	18	2	1:52.555	32.283	43.174	37.098	248.2	36:45.474
19	1	4:36.562	3:14.211	44.189	38.162	170.3	38:44.304	19	1	1:55.021	32.335	43.821	38.865	249.4	38:40.495
20	1	1:56.001	33.019	44.058	38.924	248.8	40:40.305	20	1	1:54.016	33.040	43.710	37.266	249.4	40:34.511
21	1	1:56.241	33.115	44.832	38.294	247.1	42:36.546	21	1	1:52.969	32.311	43.351	37.307	250.0	42:27.480
22	1	1:56.872	33.028	44.353	39.491	247.7	44:33.418	22	1	1:54.422	32.696	43.310	38.416	248.8	44:21.902
23	1	1:56.093	33.601	44.242	38.250	243.7	46:29.511	23	1	1:54.363	32.365	43.244	38.754	250.0	46:16.265
24	1	1:55.469	33.243	44.033	38.193	247.7	48:24.980	24	1	1:55.033	32.701	45.015	37.317	249.4	48:11.298
25	1	1:55.302	33.147	44.088	38.067	248.2	50:20.282	25	1	1:54.841	33.022	43.629	38.190	249.4	50:06.139
26	1	1:55.025	32.987	44.075	37.963	247.7	52:15.307	26	1	1:55.581	32.532	45.028	38.021	250.0	52:01.720
27	1	1:55.576	32.993	44.488	38.095	248.2	54:10.883	27	1	1:53.807	32.867	43.447	37.493	250.5	53:55.527
28	1	1:56.830	33.030	44.598	39.202	248.2	56:07.713	28	1	1:54.360	33.290	43.518	37.552	250.5	55:49.887
29	1	1:57.231	33.432	45.441	38.358	248.2	58:04.944	29	1	1:52.904	32.570	43.144	37.190	248.8	57:42.791
30	1	1:55.891	33.146	44.428	38.317	248.2	1:00:00.835	30	1	1:53.049	32.548	43.252	37.249	248.2	59:35.840
31	1	1:55.284	32.989	44.061	38.234	247.7	1:01:56.119	31	1	1:53.295	32.613	43.416	37.266	248.8	1:01:29.135



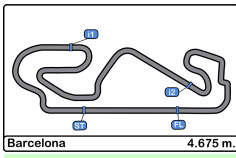


Circuit de Barcelona
GT Cup Open Europe
Race - 2
Lap Analysis



215		August MacBeth					Mercedes AMG GT4 991					Dino Zamparelli				
AM		Albert Estragues					NM Racing Team					PROAM				
		Jan Klingenberg					Valluga Racing									
Lap	D	Time	Sector 1	Sector 2	Sector 3	T. Spd	Elapsed	Lap	D	Time	Sector 1	Sector 2	Sector 3	T. Spd	Elapsed	
1	2	2:07.154	41.293	46.583	39.278	226.8	2:07.154	1	2	2:06.897	41.665	46.036	39.196	237.8	2:06.897	
2	2	1:55.312	33.155	43.995	38.162	257.1	4:02.466	2	2	1:57.125	34.050	44.761	38.314	250.0	4:04.022	
3	2	1:53.996	32.501	43.763	37.732	255.9	5:56.462	3	2	1:55.334	33.068	44.193	38.073	252.9	5:59.356	
4	2	1:54.340	32.569	43.816	37.955	258.3	7:50.802	4	2	1:55.050	32.808	44.081	38.161	252.3	7:54.406	
5	2	1:54.348	32.644	44.126	37.578	258.3	9:45.150	5	2	1:55.737	33.111	44.261	38.365	252.3	9:50.143	
6	2	1:53.327	32.361	43.336	37.630	255.3	11:38.477	6	2	1:55.393	33.070	44.131	38.192	251.7	11:45.536	
7	2	1:54.024	32.635	43.769	37.620	255.9	13:32.501	7	2	1:56.036	33.208	44.476	38.352	251.1	13:41.572	
8	2	1:53.834	32.562	43.706	37.566	255.9	15:26.335	8	2	1:56.418	33.154	44.406	38.858	251.1	15:37.990	
9	2	1:53.462	32.439	43.574	37.449	256.5	17:19.797	9	2	1:57.181	33.112	44.598	39.471	251.1	17:35.171	
10	2	1:53.644	32.335	43.629	37.680	257.7	19:13.441	10	2	1:56.246	33.104	44.764	38.378	250.5	19:31.417	
11	2	1:53.677	32.539	43.680	37.458	257.1	21:07.118	11	2	1:57.085	33.286	45.596	38.203	251.1	21:28.502	
12	2	1:54.337	32.351	44.073	37.913	257.7	23:01.455	12	2	2:02.065	34.865	47.669	39.531	250.5	23:30.567	
13	2	1:56.512	33.063	44.226	39.223	258.3	24:57.967	13	2	2:08.154 P	33.887	46.539	47.728	250.5	25:38.721	
14	2	1:59.591 P	33.008	43.579	43.004	253.5	26:57.558	14	1	4:21.221	3:00.154	43.945	37.122	172.5	29:59.942	
15	1	4:26.913	3:04.169	44.854	37.890	169.8	31:24.471	15	1	1:53.890	32.457	43.414	38.019	251.7	31:53.832	
16	1	1:54.640	33.002	43.886	37.752	255.3	33:19.111	16	1	1:54.831	32.876	43.994	37.961	252.3	33:48.663	
17	1	1:54.219	32.543	44.086	37.590	254.7	35:13.330	17	1	1:52.575	32.141	43.254	37.180	252.9	35:41.238	
18	1	1:53.922	32.471	43.656	37.795	255.9	37:07.252	18	1	1:52.959	32.413	43.416	37.130	251.7	37:34.197	
19	1	1:56.052	32.979	45.166	37.907	256.5	39:03.304	19	1	1:53.505	32.357	43.864	37.284	252.3	39:27.702	
20	1	1:54.974	32.621	44.056	38.297	257.7	40:58.278	20	1	1:53.150	32.533	43.385	37.232	251.7	41:20.852	
21	1	1:54.951	32.804	44.441	37.706	256.5	42:53.229	21	1	1:53.116	32.513	43.385	37.218	251.7	43:13.968	
22	1	1:55.385	32.942	44.320	38.123	257.1	44:48.614	22	1	1:53.735	32.558	43.971	37.206	252.9	45:07.703	
23	1	1:55.539	33.396	44.316	37.827	254.7	46:44.153	23	1	1:53.378	33.022	43.358	36.998	251.1	47:01.081	
24	1	1:54.611	32.974	43.938	37.699	250.5	48:38.764	24	1	1:52.974	32.561	43.390	37.023	251.7	48:54.055	
25	1	1:54.726	32.918	43.976	37.832	250.5	50:33.490	25	1	1:53.064	32.564	43.446	37.054	251.7	50:47.119	
26	1	1:56.261	33.007	44.226	39.028	250.5	52:29.751	26	1	1:53.026	32.613	43.439	36.974	251.1	52:40.145	
27	1	1:54.405	32.814	43.886	37.705	251.7	54:24.156	27	1	1:53.046	32.526	43.315	37.205	252.9	54:33.191	
28	1	1:55.228	32.751	44.638	37.839	251.1	56:19.384	28	1	1:52.815	32.497	43.300	37.018	251.7	56:26.006	
29	1	1:55.482	33.405	44.227	37.850	244.3	58:14.866	29	1	1:53.963	32.772	44.042	37.149	251.1	58:19.969	
30	1	1:55.008	32.978	43.877	38.153	251.1	1:00:09.874	30	1	1:53.104	32.471	43.403	37.230	252.3	1:00:13.073	
31	1	1:55.338	33.120	44.416	37.802	250.0	1:02:05.212	31	1	1:54.165	32.493	43.571	38.101	253.5	1:02:07.238	





Circuit de Barcelona

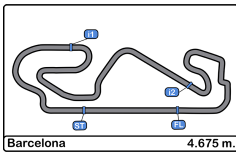
GT Cup Open Europe

Race - 2

Analysis by Lap



Num	Lap Time	Gap	Num	Lap Time	Gap	Num	Lap Time	Gap	Num	Lap Time	Gap	Num	Lap Time	Gap
Lap 1			Lap 6			Lap 11			Lap 17			Lap 21		
50	2:01.955		50	1:51.827		50	1:52.407		44	1:55.280	35.491	54	1:52.969	
54	2:02.812	00.857	54	1:51.925	00.961	54	1:52.214	01.291	215	4:26.913	1 Lap	53	1:56.241	09.066
45	2:04.318	02.363	53	1:52.515	08.455	53	1:52.346	10.466	45	1:54.399	1 Lap	215	1:54.951	25.749
53	2:04.926	02.971	44	1:53.998	15.127	44	1:54.106	24.913	991	1:53.890	1 Lap	45	1:54.422	45.839
44	2:05.519	03.564	215	1:53.327	16.905	215	1:53.677	25.491	32	1:55.268	1 Lap	991	1:53.116	46.488
32	2:06.177	04.222	45	1:54.618	19.151	45	1:56.405	35.964	Num Lap Time Gap			44	2:04.180	57.607
991	2:06.897	04.942	32	1:54.816	20.710	32	1:55.582	36.118	Lap 17			32	1:54.845	59.750
215	2:07.154	05.199	991	1:55.393	23.964	991	1:57.085	46.875	50	1:54.438		27	1:56.569	1:41.952
27	2:08.326	06.371	27	1:56.578	31.294	27	2:00.651	59.480	53	1:53.479	09.758	Num Lap Time Gap		
Num Lap Time Gap			Num Lap Time Gap			Num Lap Time Gap			44	1:55.647	36.700	Lap 22		
Lap 2			Lap 7			Lap 12			215	1:54.640	1 Lap	54	1:54.422	
50	1:52.133		50	1:51.960		50	1:52.253		45	1:55.028	1 Lap	53	1:56.872	11.516
54	1:52.643	01.367	54	1:52.195	01.196	54	1:51.926	00.964	991	1:54.831	1 Lap	215	1:55.385	26.712
53	1:54.099	04.937	53	1:52.308	08.803	53	1:52.619	10.832	32	1:54.264	1 Lap	991	1:53.735	45.801
44	1:54.738	06.169	44	1:53.761	16.928	44	1:54.624	27.284	Num Lap Time Gap			45	1:55.740	47.157
45	1:57.106	07.336	215	1:54.024	18.969	215	1:54.337	27.575	Lap 18			32	1:55.274	1:00.602
215	1:55.312	08.378	45	1:54.699	21.890	45	1:56.102	39.813	50	1:57.685		44	2:04.212	1:07.397
32	1:56.939	09.028	32	1:54.653	23.403	32	1:56.897	40.762	53	1:57.670	09.743	50	5:10.694	1 Lap
991	1:57.125	09.934	991	1:56.036	28.040	991	2:02.065	56.687	27	4:46.059	2 Laps	27	1:56.830	1:44.360
27	1:57.621	11.859	27	1:56.793	36.127	27	1:58.431	1:05.658	44	1:59.388	38.403	Num Lap Time Gap		
Num Lap Time Gap			Num Lap Time Gap			Num Lap Time Gap			54	4:40.743	1 Lap	Lap 23		
Lap 3			Lap 8			Lap 13			215	1:54.219	1 Lap	54	1:54.363	
50	1:52.026		50	1:51.830		50	1:52.622		45	1:54.610	1 Lap	53	1:56.093	13.246
54	1:51.975	01.316	54	1:52.053	01.419	54	1:52.667	01.009	991	1:52.575	1 Lap	215	1:55.539	27.888
53	1:53.037	05.948	53	1:52.309	09.282	53	1:52.919	11.129	32	1:54.562	1 Lap	991	1:53.378	44.816
44	1:54.003	08.146	44	1:54.084	19.182	44	1:54.954	29.616	27	1:58.861	1 Lap	45	1:54.733	47.527
45	1:54.506	09.816	215	1:53.834	20.973	215	1:56.512	31.465	54	1:52.555	2:47.475	32	1:54.377	1:00.616
215	1:53.996	10.348	45	1:55.227	25.287	32	2:02.368	50.508	215	1:53.922	3:09.253	44	2:02.792	1:15.826
32	1:54.811	11.813	32	1:54.817	26.390	45	2:17.117	1:04.308	45	1:54.862	3:32.200	27	1:56.157	1:46.154
991	1:55.334	13.242	991	1:56.418	32.628	27	1:58.251	1:11.287	991	1:52.959	3:36.198	Num Lap Time Gap		
27	1:56.928	16.761	27	1:56.539	40.836	991	2:08.154	1:12.219	32	1:55.262	3:45.814	Lap 24		
Num Lap Time Gap			Num Lap Time Gap			Num Lap Time Gap			27	1:56.857	4:21.467	54	1:55.033	
Lap 4			Lap 9			Lap 14			Num Lap Time Gap			Lap 24		
50	1:51.746		50	1:51.874		50	1:52.783		Lap 19			53	1:55.469	13.682
54	1:51.701	01.271	54	1:51.905	01.450	54	1:52.689	00.915	50	4:30.220		215	1:54.611	27.466
53	1:52.810	07.012	53	1:52.537	09.945	53	1:52.686	11.032	54	1:55.021	12.276	991	1:52.974	42.757
44	1:54.240	10.640	44	1:53.987	21.295	44	1:54.815	31.648	53	4:36.562	16.085	45	1:54.758	47.252
45	1:54.462	12.532	215	1:53.462	22.561	215	1:59.591	38.273	215	1:56.052	35.085	32	1:55.608	1:01.191
215	1:54.340	12.942	45	1:55.293	28.706	27	1:56.920	1:15.424	44	4:39.575	47.758	44	2:03.921	1:24.714
32	1:54.139	14.206	32	1:55.031	29.547	Num Lap Time Gap			45	1:54.457	56.437	27	2:00.317	1:51.438
991	1:55.050	16.546	991	1:57.181	37.935	Lap 15			991	1:53.505	59.483	Num Lap Time Gap		
27	1:56.865	21.880	27	1:56.650	45.612	50	1:52.453		32	1:54.498	1:10.092	Lap 25		
Num Lap Time Gap			Num Lap Time Gap			Num Lap Time Gap			Num Lap Time Gap			54	1:54.841	
Lap 5			Lap 10			Lap 16			Lap 19			53	1:55.302	14.143
50	1:51.885		50	1:51.984		50	1:54.138		50	4:30.220		215	1:54.726	27.351
54	1:51.477	00.863	54	1:52.018	01.484	54	1:52.840	01.302	54	1:55.021	12.276	991	1:53.064	40.980
53	1:52.640	07.767	53	1:52.566	10.527	53	1:53.247	11.826	53	4:36.562	16.085	45	1:54.462	46.873
44	1:54.201	12.956	44	1:53.903	23.214	44	1:55.154	34.349	44	4:39.575	47.758	32	1:55.126	1:01.476
215	1:54.348	15.405	215	1:53.644	24.221	27	2:02.980	1:25.951	45	1:54.457	56.437	44	2:05.369	1:35.242
45	1:55.713	16.360	45	1:55.244	31.966	45	2:17.117	1:04.308	991	1:53.505	59.483	27	1:58.856	1:55.453
32	1:55.400	17.721	32	1:55.380	32.943	27	1:58.251	1:11.287	32	1:54.498	1:10.092	Num Lap Time Gap		
991	1:55.737	20.398	991	1:56.246	42.197	27	1:58.431	1:12.219	27	1:56.857	4:21.467	Lap 26		
27	1:56.548	26.543	27	1:57.608	51.236	991	2:08.154	1:12.219	Num Lap Time Gap			54	1:55.581	
Num Lap Time Gap			Num Lap Time Gap			Num Lap Time Gap			Num Lap Time Gap			53	1:55.025	13.587
Lap 6			Lap 11			Lap 16			Lap 21			215	1:56.261	28.031
50	2:01.955		50	1:51.827		50	1:54.138		54	1:52.969		Num Lap Time Gap		
54	2:02.812	00.857	54	1:51.925	00.961	54	1:59.136	06.300	53	1:56.241	09.066	Lap 26		
45	2:04.318	02.363	53	1:52.515	08.455	53	1:53.029	10.717	215	1:54.951	25.749	Num Lap Time Gap		
53	2:04.926	02.971	44	1:53.998	15.127	Num Lap Time Gap			Lap 17			45	1:54.422	45.839
44	2:05.519	03.564	215	1:53.327	16.905	Lap 12			Num Lap Time Gap			991	1:53.116	46.488
32	2:06.177	04.222	45	1:54.618	19.151	Lap 7			Lap 17			44	2:04.180	57.607
991	2:06.897	04.942	32	1:54.816	20.710	Lap 2			Lap 17			32	1:54.845	59.750
215	2:07.154	05.199	991	1:55.393	23.964	Lap 8			Lap 17			27	1:56.569	1:41.952
27	2:08.326	06.371	27	1:56.578	31.294	Lap 3			Lap 17			Num Lap Time Gap		
Num Lap Time Gap			Num Lap Time Gap			Num Lap Time Gap			Lap 18			Lap 22		
Lap 1			Lap 6			Lap 11			Lap 17			Lap 26		
50	2:01.955		50	1:51.827		50	1:52.407		50	1:54.438		54	1:55.581	
54	2:02.812	00.857	54	1:51.925	00.961	54	1:52.214	01.291	53	1:53.479	09.758	53	1:55.025	13.587
45	2:04.318	02.363	53	1:52.515	08.455	53	1:52.346	10.466	44	1:55.647	36.700	215	1:56.261	28.031
53	2:04.926	02.971	44	1:53.998	15.127	53	1:52.346	10.466	215	1:54.640	1 Lap	Num Lap Time Gap		
44	2:05.519	03.564	215	1:53.327	16.905	44	1:54.106	24.913	45	1:55.028	1 Lap	Lap 21		
32	2:06.177	04.222	45	1:54.618	19.151	44	1:54.106	24.913	991	1:54.831	1 Lap	54	1:52.969	
991	2:06.897	04.942	32	1:54.816	20.710	215	1:53.677	25.491	32	1:54.264	1 Lap	53	1:56.241	09.066
215	2:07.154	05.199	991	1:55.393	23.964	45	1:56.405	35.964	53	1:53.479	09.758	215	1:54.951	25.749
27	2:08.326	06.371	27	1:56.578	31.294	32	1:55.582	36.118	44	1:55.647	36.700	45	1:54.422	45.839
Num Lap Time Gap			Num Lap Time Gap			Num Lap Time Gap			Num Lap Time Gap			Num Lap Time Gap		
Lap 2			Lap 7			Lap 12			Lap 17			Lap 21		
50	1:52.133		50	1:51.960		50	1:52.253		50	1:54.438		991	1:53.116	46.488
54	1:52.643	01.367	54	1:52.195	01.196	54	1:51.926	00.964	53	1:53.479	09.758	44	2:04.180	57.607
53	1:54.099	04.937	53	1:52.308	08.803	53	1:52.619	10.832	44	1:55.647	36.700	32	1:54.845	59.750
44	1:54.738	06.169	44	1:53.761	16.928	44	1:54.624	27.284	215	1:54.640	1 Lap	27	1:56.569	1:41.952
45	1:57.106	07.336	215	1:54.024	18.969	215	1:54.337	27.575	45	1:55.028	1 Lap	Num Lap Time Gap		
215	1:55.312	08.378	45	1:54.699	21.890	45	1:56.102	39.813	991	1:54.831	1 Lap	Lap 22		
32	1:56.939	09.028	32	1:54.653	23.403	32	1:56.897	40.762	45	1:55.028	1 Lap	54	1:54.422	
991	1:57.125	09.934	991	1:56.036	28.040	991	2:02.065	56.687	991	1:54.831	1 Lap	53	1:56.872	11.516
27	1:57.621	11.859	27	1:56.793	36.127	27	1:58.431	1:05.						



Circuit de Barcelona
GT Cup Open Europe
Race - 2
Analysis by Lap



Num	Lap Time	Gap
991	1:53.026	38.425
45	1:54.586	45.878
32	1:56.036	1:01.931
44	2:10.867	1:50.528

Num	Lap Time	Gap
-----	----------	-----

Lap 27

54	1:53.807	
27	1:56.049	1 Lap
53	1:55.576	15.356
215	1:54.405	28.629
991	1:53.046	37.664
45	1:54.693	46.764
32	1:54.896	1:03.020

Num	Lap Time	Gap
-----	----------	-----

Lap 28

54	1:54.360	
44	2:03.028	1 Lap
27	1:57.933	1 Lap
53	1:56.830	17.826
215	1:55.228	29.497
991	1:52.815	36.119
45	1:54.901	47.305
32	1:55.435	1:04.095

Num	Lap Time	Gap
-----	----------	-----

Lap 29

54	1:52.904	
27	1:56.713	1 Lap
44	2:04.500	1 Lap
53	1:57.231	22.153
215	1:55.482	32.075
991	1:53.963	37.178
45	1:56.229	50.630
32	1:55.643	1:06.834

Num	Lap Time	Gap
-----	----------	-----

Lap 30

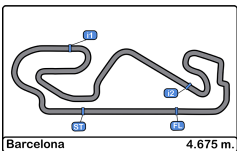
54	1:53.049	
27	1:56.433	1 Lap
53	1:55.891	24.995
44	2:10.083	1 Lap
215	1:55.008	34.034
991	1:53.104	37.233
45	1:55.538	53.119
32	1:56.898	1:10.683

Num	Lap Time	Gap
-----	----------	-----

Lap 31

54	1:53.295	
27	1:58.697	1 Lap
53	1:55.284	26.984
215	1:55.338	36.077
991	1:54.165	38.103
44	2:06.077	1 Lap





Circuito de Barcelona

GT Cup Open Europe

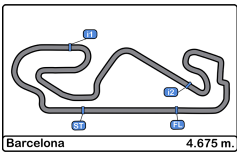
Race - 2

Best Sectors Results








Sector - 1				Sector - 2				Sector - 3				Ideal Lap vs Best Lap				
Clas	Nº	Driver	Time	Nº	Driver	Time	Nº	Driver	Time	Clas	Nº	Driver	Ideal Lap	Best Lap	Clas	
1	54	Jan Laurysen	32.092	50	Teunkens - Schouten	42.803	54	Jan Laurysen	36.475	1	54	Jan Laurysen	1:51.399	1:51.477	1	
2	991	Zamparelli - Klingelberg	32.141	54	Jan Laurysen	42.832	50	Teunkens - Schouten	36.557	2	50	Teunkens - Schouten	1:51.608	1:51.746	2	
3	53	Vandierendonck - Schouten	32.219	53	Vandierendonck - Schouten	43.011	53	Vandierendonck - Schouten	36.880	3	53	Vandierendonck - Schouten	1:52.110	1:52.308	3	
4	50	Teunkens - Schouten	32.248	991	Zamparelli - Klingelberg	43.254	991	Zamparelli - Klingelberg	36.974	4	991	Zamparelli - Klingelberg	1:52.369	1:52.575	4	
5	215	MacBeth - Estragues	32.335	215	MacBeth - Estragues	43.336	32	Fernando Fortes	37.413	5	215	MacBeth - Estragues	1:53.120	1:53.327	5	
6	44	Pisani - Bozzoni	32.508	44	Pisani - Bozzoni	43.641	215	MacBeth - Estragues	37.449	6	44	Pisani - Bozzoni	1:53.612	1:53.761	6	
7	32	Fernando Fortes	32.576	32	Fernando Fortes	43.671	44	Pisani - Bozzoni	37.463	7	32	Fernando Fortes	1:53.660	1:54.074	7	
8	45	Speakerwas - Antoszewski	32.673	45	Speakerwas - Antoszewski	43.832	45	Speakerwas - Antoszewski	37.515	8	45	Speakerwas - Antoszewski	1:54.020	1:54.241	8	
9	27	Mauro - Aristot	33.175	27	Mauro - Aristot	44.271	27	Mauro - Aristot	37.951	9	27	Mauro - Aristot	1:55.397	1:56.049	9	



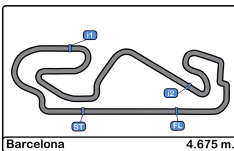


Circuit de Barcelona
GT Cup Open Europe
Race - 2
Leader Sequence



N°	Entrant/Team	Nat	Driver 1	Nat	Driver 2	Nat	Vehicle	Cat	Start Lap	End Lap	Laps	Total Laps
50	Q1 by EMG Motorsport	 BEL	Filip Teunkens	 BEL	<u>Bas Schouten</u>	 NLD	Porsche 992 GT3 Cup	PROAM	1	19	19	19
54	Q1 by EMG Motorsport	 BEL	Jan Laurysen	 BEL			Porsche 992 GT3 Cup	PROAM	20	31	12	12



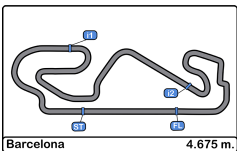


Circuito de Barcelona
GT Cup Open Europe
Race - 2
Best 5 Lap Times



Cl	N°	Entrant/Team	Nat	Driver 1	Nat	Driver 2	Nat	Vehicle	Cat	Cl	Best 1		Best 2		Best 3		Best 4		Best 5	
											Time	Lap	Time	Lap	Time	Lap	Time	Lap	Time	Lap
1	54	Q1 by EMG Motorsport	BEL	Jan Lauryszen	BEL			Porsche 992 GT3 Cup	PROAM	1	1:51.477	5	1:51.701	4	1:51.905	9	1:51.925	6	1:51.926	12
2	50	Q1 by EMG Motorsport	BEL	Filip Teunkens	BEL	<u>Bas Schouten</u>	NLD	Porsche 992 GT3 Cup	PROAM	2	1:51.746	4	1:51.827	6	1:51.830	8	1:51.874	9	1:51.885	5
3	53	Q1 by EMG Motorsport	BEL	Nicolas Vandierendonck	BEL	<u>Dirk Schouten</u>	NLD	Porsche 992 GT3 Cup	PROAM	3	1:52.308	7	1:52.309	8	1:52.346	11	1:52.515	6	1:52.537	9
4	991	Valluga Racing	GBR	Dino Zamparelli	GBR	<u>Jan Klingenberg</u>	CHE	Porsche 911 GT3 Cup gen 2	PROAM	4	1:52.575	17	1:52.815	28	1:52.959	18	1:52.974	24	1:53.026	26
5	215	NM Racing Team	ESP	August MacBeth	CHE	<u>Albert Estragues</u>	ESP	Mercedes AMG GT4	AM	1	1:53.327	6	1:53.462	9	1:53.644	10	1:53.677	11	1:53.834	8
6	44	CAME Racing Team	ITA	<u>Eugenio Pisani</u>	ITA	Stefano Bozzoni	ITA	Porsche 911 GT3 Cup gen 1	PROAM	5	1:53.761	7	1:53.903	10	1:53.987	9	1:53.998	6	1:54.003	3
7	32	Three Sixty Racing Team	AND	Fernando Fortes	BRA			Porsche 911 GT3 Cup gen 2	AM	2	1:54.074	20	1:54.139	4	1:54.264	16	1:54.377	23	1:54.498	19
8	45	CAME Racing Team	ITA	<u>Mark Speakerwas</u>	ITA	Jan Antoszewski	POL	Porsche 911 GT3 Cup gen 1	PROAM	6	1:54.241	20	1:54.399	15	1:54.422	21	1:54.457	19	1:54.462	4
9	27	Three Sixty Racing Team	AND	Marcio Mauro	BRA	<u>Oscar Aristot</u>	AND	Porsche 911 GT3 Cup gen 2	AM	3	1:56.049	26	1:56.157	23	1:56.433	29	1:56.527	20	1:56.539	8



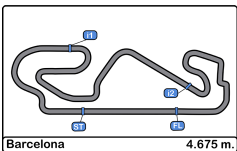


Circuito de Barcelona
GT Cup Open Europe
Race - 2
Best 5 Top Speeds



Cl	N°	Entrant/Team	Nat	Driver 1	Nat	Driver 2	Nat	Vehicle	Cat	Cl	Top 1		Top 2		Top 3		Top 4		Top 5		Avg
											Km/h	Lap	Km/h	Lap	Km/h	Lap	Km/h	Lap	Km/h	Lap	
1	215	NM Racing Team	ESP	August MacBeth	CHE	Albert Estragues	ESP	Mercedes AMG GT4	AM	1	258.3	4	258.3	5	258.3	13	257.7	10	257.7	12	258.1
2	32	Three Sixty Racing Team	AND	Fernando Fortes	BRA			Porsche 911 GT3 Cup gen 2	AM	2	254.1	12	252.3	6	251.7	5	251.7	8	251.1	3	252.2
3	991	Valluga Racing	GBR	Dino Zamparelli	GBR	Jan Klingenberg	CHE	Porsche 911 GT3 Cup gen 2	PROAM	1	253.5	31	252.9	3	252.9	17	252.9	22	252.9	27	253.0
4	50	Q1 by EMG Motorsport	BEL	Filip Teunkens	BEL	Bas Schouten	NLD	Porsche 992 GT3 Cup	PROAM	2	252.3	18	250.0	2	248.8	3	248.8	7	248.8	9	249.7
5	27	Three Sixty Racing Team	AND	Marcio Mauro	BRA	Oscar Aristot	AND	Porsche 911 GT3 Cup gen 2	AM	3	251.7	27	251.1	24	250.5	26	250.0	12	249.4	8	250.5
6	54	Q1 by EMG Motorsport	BEL	Jan Laurysen	BEL			Porsche 992 GT3 Cup	PROAM	3	251.1	9	250.5	5	250.5	12	250.5	15	250.5	27	250.6
7	44	CAME Racing Team	ITA	Eugenio Pisani	ITA	Stefano Bozzoni	ITA	Porsche 911 GT3 Cup gen 1	PROAM	4	250.0	16	249.4	2	249.4	9	249.4	10	249.4	12	249.5
8	45	CAME Racing Team	ITA	Mark Speakerwas	ITA	Jan Antoszewski	POL	Porsche 911 GT3 Cup gen 1	PROAM	5	250.0	5	250.0	6	249.4	7	249.4	8	249.4	9	249.6
9	53	Q1 by EMG Motorsport	BEL	Nicolas Vandierendonck	BEL	Dirk Schouten	NLD	Porsche 992 GT3 Cup	PROAM	6	249.4	2	249.4	8	249.4	9	249.4	13	249.4	14	249.4





Circuito de Barcelona

GT Cup Open Europe

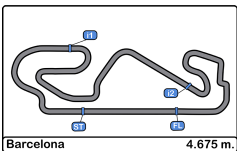
Race - 2

Fastest Laps Sequence



Lap	Time of Day	Session Time	Nº	Entrant/Team	Nat	Driver 1	Nat	Driver 2	Nat	Vehicle	Cat	Time	Km/h
2	13:27:09.982	2:09.982	50	Q1 by EMG Motorsport		Filip Teunkens		<u>Bas Schouten</u>		Porsche 992 GT3 Cup	PROAM	1:52.133	150.0
3	13:29:02.007	4:02.007	50	Q1 by EMG Motorsport		Filip Teunkens		<u>Bas Schouten</u>		Porsche 992 GT3 Cup	PROAM	1:52.026	150.2
3	13:29:03.324	4:03.324	54	Q1 by EMG Motorsport		Jan Laurysen				Porsche 992 GT3 Cup	PROAM	1:51.975	150.3
4	13:30:53.753	5:53.753	50	Q1 by EMG Motorsport		Filip Teunkens		<u>Bas Schouten</u>		Porsche 992 GT3 Cup	PROAM	1:51.746	150.6
4	13:30:55.025	5:55.025	54	Q1 by EMG Motorsport		Jan Laurysen				Porsche 992 GT3 Cup	PROAM	1:51.701	150.6
5	13:32:46.502	7:46.502	54	Q1 by EMG Motorsport		Jan Laurysen				Porsche 992 GT3 Cup	PROAM	1:51.477	150.9





Circuito de Barcelona

GT Cup Open Europe

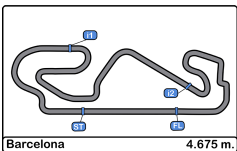
Race - 2

Event Best Maximum Speed



Nº	Entrant/Team	Nat	Driver 1	Nat	Driver 2	Nat	Vehicle	Cat	Km/h	Session
215	NM Racing Team	ESP	August MacBeth	CHE	Albert Estragues	ESP	Mercedes AMG GT4	AM	261.5	Race - 1
991	Valluga Racing	GBR	Dino Zamparelli	GBR	Jan Klingelberg	CHE	Porsche 911 GT3 Cup gen 2	PROAM	256.5	Race - 1
26	Q1 by EMG Motorsport	BEL	Maciej Darmetko	POL	Artur Janosz	POL	Porsche 911 GT3 Cup gen 2	PROAM	255.3	Race - 1
24	A&P Racing Team PTT Tech Support	POL	Maciej Blazek	POL	Mateusz Lisowski	POL	Porsche 991 GT3 Cup gen 2	PROAM	254.7	Qualifying - 2 Driver - 2
50	Q1 by EMG Motorsport	BEL	Filip Teunkens	BEL	Bas Schouten	NLD	Porsche 992 GT3 Cup	PROAM	254.1	Race - 1
32	Three Sixty Racing Team	AND	Fernando Fortes	BRA			Porsche 911 GT3 Cup gen 2	AM	254.1	Race - 2
44	CAME Racing Team	ITA	Eugenio Pisani	ITA	Stefano Bozzoni	ITA	Porsche 911 GT3 Cup gen 1	PROAM	253.5	Qualifying - 2 Driver - 2
53	Q1 by EMG Motorsport	BEL	Nicolas Vandierendonck	BEL	Dirk Schouten	NLD	Porsche 992 GT3 Cup	PROAM	252.9	Qualifying - 2 Driver - 2
45	CAME Racing Team	ITA	Mark Speakerwas	ITA	Jan Antoszewski	POL	Porsche 911 GT3 Cup gen 1	PROAM	252.3	Free Practice - 2
27	Three Sixty Racing Team	AND	Marcio Mauro	BRA	Oscar Aristot	AND	Porsche 911 GT3 Cup gen 2	AM	251.7	Race - 2
54	Q1 by EMG Motorsport	BEL	Jan Lauryssen	BEL			Porsche 992 GT3 Cup	PROAM	251.1	Qualifying - 1 Driver - 1





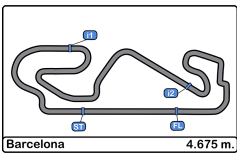
Circuito de Barcelona
GT Cup Open Europe
Race - 2
Lap Chart



LAP

Nr	Po	Grid	1	2	3	4	5	6	7	8	9	10	11	12	13	14	15	16	17	18	19	20	21	22	23	24	25	26	27	28	29	30	31	
53	1	53	50	50	50	50	50	50	50	50	50	50	50	50	50	50	50	50	50	50	50	54	54	54	54	54	54	54	54	54	54	54	54	
54	2	54	54	54	54	54	54	54	54	54	54	54	54	54	54	54	54	54	53	53	54	53	53	53	53	53	53	53	53	53	53	53	53	53
50	3	50	45	53	53	53	53	53	53	53	53	53	53	53	53	53	53	44	44	53	50	215	215	215	215	215	215	215	215	215	215	215	215	
24	4	24	53	44	44	44	44	44	44	44	44	44	44	44	44	44	44	44	54	54	215	215	45	991	991	991	991	991	991	991	991	991	991	991
215	5	215	44	45	45	45	215	215	215	215	215	215	215	215	215	215	27	215	215	215	44	45	991	45	45	45	45	45	45	45	45	45	45	
32	6	32	32	215	215	215	45	45	45	45	45	45	45	45	32	27	215	45	45	45	45	991	44	32	32	32	32	32	32	32	32	32	32	
44	7	44	991	32	32	32	32	32	32	32	32	32	32	32	45	45	45	991	991	991	991	44	32	44	44	44	44	44	44	27	27	27	27	
45	8	45	215	991	991	991	991	991	991	991	991	991	991	991	27	991	991	32	32	32	32	32	27	27	27	27	27	27	27	44	44	44	44	
991	9	991	27	27	27	27	27	27	27	27	27	27	27	27	991	32	32	27	27	27	27	27	50											
27	10	27																																

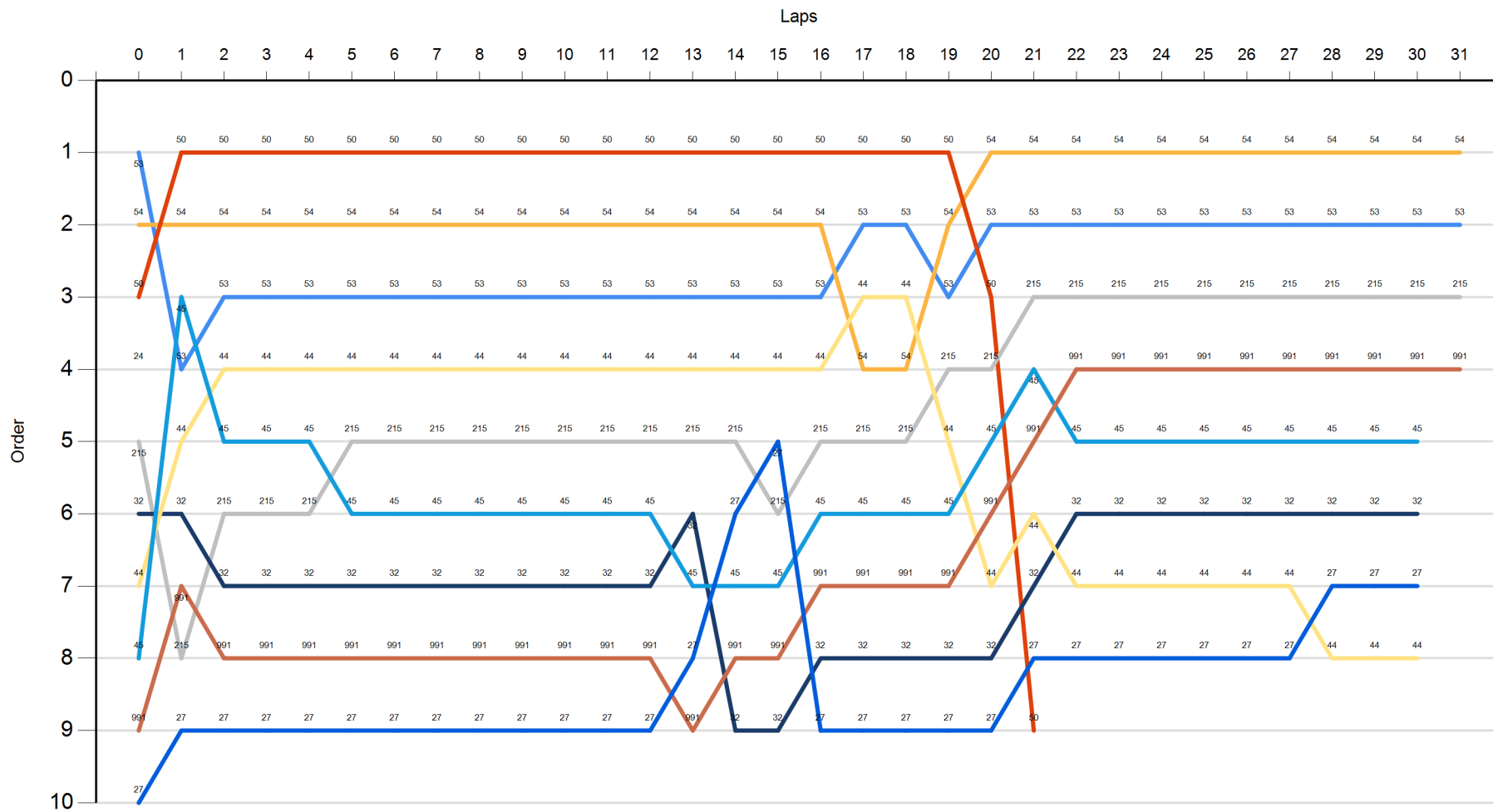


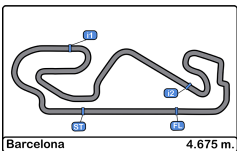


Circuito de Barcelona
 GT Cup Open Europe
 Race - 2
 Graphic Lap Chart



- 53
- 54
- 50
- 24
- 32
- 44
- 45
- 991
- 27



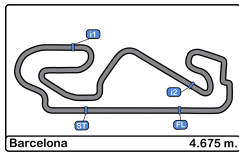


Circuito de Barcelona
GT Cup Open Europe
Race - 2
Pit Stop Analysis



Nr.	In Day Time	Entrant/Team	Nat	Driver 1	Nat	Driver 2	Nat	Vehicle	Cat	In Time	Stop N°	Pit Time	Handicap	Diff.
32	13:48:30.352	Three Sixty Racing Team		Fernando Fortes				Porsche 911 GT3 Cup gen 2	AM	25:14.458	1	2:52.149		
45	13:48:44.265	CAME Racing Team		Mark Speakerwas		Jan Antoszewski		Porsche 911 GT3 Cup gen 1	PROAM	25:28.371	1	2:28.077		
991	13:48:51.338	Valluga Racing		Dino Zamparelli		Jan Klingelberg		Porsche 911 GT3 Cup gen 2	PROAM	25:35.444	1	2:30.810		
215	13:50:11.027	NM Racing Team		August MacBeth		Albert Estragues		Mercedes AMG GT4	AM	26:55.134	1	2:31.148		
27	13:52:51.334	Three Sixty Racing Team		Marcio Mauro		Oscar Aristot		Porsche 911 GT3 Cup gen 2	AM	29:35.441	1	2:46.451		
54	13:53:25.612	Q1 by EMG Motorsport		Jan Laurysen				Porsche 992 GT3 Cup	PROAM	30:09.719	1	2:50.406		
50	13:57:11.461	Q1 by EMG Motorsport		Filip Teunkens		Bas Schouten		Porsche 992 GT3 Cup	PROAM	33:55.567	1	2:30.327		
53	13:57:21.097	Q1 by EMG Motorsport		Nicolas Vandierendonck		Dirk Schouten		Porsche 992 GT3 Cup	PROAM	34:05.204	1	2:43.387		
44	13:57:49.961	CAME Racing Team		Eugenio Pisani		Stefano Bozzoni		Porsche 911 GT3 Cup gen 1	PROAM	34:34.068	1	2:36.088		
50	14:03:58.652	Q1 by EMG Motorsport		Filip Teunkens		Bas Schouten		Porsche 992 GT3 Cup	PROAM	40:42.759	2	2:38.644		





Circuit de Barcelona
GT Cup Open Europe
Race - 2
Weather Report



Air Temperature
 Sin datos disponibles

Track Temperature
 Sin datos disponibles

Humidity
 Sin datos disponibles

Pressure
 Sin datos disponibles

Wind Speed
 Sin datos disponibles

Wind direction
 North = 0°/360° Est = 90° South = 180° West= 270°
 Sin datos disponibles

