



Circuito de Barcelona
GT Cup Open Europe
Qualifying - 2 Driver - 2
Provisional Results



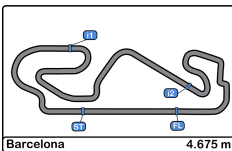
Cls	Nº	Entrant/Team	Nat	Driver 1	Nat	Driver 2	Nat	Vehicle	Cat	Cls	Laps	Best	Time	Gap	Interval	Km/h
1	53	Q1 by EMG Motorsport	BEL	Nicolas Vandierendonck	BEL	<u>Dirk Schouten</u>	NLD	Porsche 992 GT3 Cup	PROAM	1	12	9	1:49.733			153.3
2	54	Q1 by EMG Motorsport	BEL	Jan Laurysen	BEL			Porsche 992 GT3 Cup	PROAM	2	12	11	1:49.797	0.064	0.064	153.2
3	50	Q1 by EMG Motorsport	BEL	Filip Teunkens	BEL	<u>Bas Schouten</u>	NLD	Porsche 992 GT3 Cup	PROAM	3	11	9	1:49.877	0.144	0.080	153.1
4	24	A&P Racing Team PTT Tech Support	POL	Maciej Blazek	POL	<u>Mateusz Lisowski</u>	POL	Porsche 991 GT3 Cup gen 2	PROAM	4	6	4	1:51.329	1.596	1.452	151.1
5	215	NM Racing Team	ESP	August MacBeth	CHE	<u>Albert Estragues</u>	ESP	Mercedes AMG GT4	AM	1	13	10	1:51.551	1.818	0.222	150.8
6	32	Three Sixty Racing Team	AND	Fernando Fortes	BRA			Porsche 911 GT3 Cup gen 2	AM	2	8	7	1:52.962	3.229	1.411	148.9
7	44	CAME Racing Team	ITA	<u>Eugenio Pisani</u>	ITA	Stefano Bozzoni	ITA	Porsche 911 GT3 Cup gen 1	PROAM	5	11	4	1:53.027	3.294	0.065	148.9
8	45	CAME Racing Team	ITA	<u>Mark Speakerwas</u>	ITA	Jan Antoszewski	POL	Porsche 911 GT3 Cup gen 1	PROAM	6	15	7	1:53.247	3.514	0.220	148.6
9	991	Valluga Racing	GBR	Dino Zamparelli	GBR	<u>Jan Klingelberg</u>	CHE	Porsche 911 GT3 Cup gen 2	PROAM	7	14	13	1:53.505	3.772	0.258	148.2
10	27	Three Sixty Racing Team	AND	Marcio Mauro	BRA	<u>Oscar Aristot</u>	AND	Porsche 911 GT3 Cup gen 2	AM	3	10	9	1:55.758	6.025	2.253	145.3

Published at:.....

Track Temp: 10.1 °C Air Temp: 8.2 °C Humidity: 83 % Track Status: DRY

Stewards:	Race Director:	Timekeeper:  Luis Angel Garcia Nuñez JOB/I-0020-ESP
------------------	-----------------------	----------------------------------------------------------------------------------------------------------------------------------------------------





Circuito de Barcelona
GT Cup Open Europe
Qualifying - 2 Driver - 2
Provisional Results by Category



Cls	Nº	Entrant/Team	Nat	Driver 1	Nat	Driver 2	Nat	Vehicle	Cat	Cls	Laps	Best	Time	Gap	Interval	Km/h
PROAM																
1	53	Q1 by EMG Motorsport	BEL	Nicolas Vandierendonck	BEL	<u>Dirk Schouten</u>	NLD	Porsche 992 GT3 Cup	PROAM	1	12	9	1:49.733			153.3
2	54	Q1 by EMG Motorsport	BEL	Jan Laurysen	BEL			Porsche 992 GT3 Cup	PROAM	2	12	11	1:49.797	0.064	0.064	153.2
3	50	Q1 by EMG Motorsport	BEL	Filip Teunkens	BEL	<u>Bas Schouten</u>	NLD	Porsche 992 GT3 Cup	PROAM	3	11	9	1:49.877	0.144	0.080	153.1
4	24	A&P Racing Team PTT Tech Support	POL	Maciej Blazek	POL	<u>Mateusz Lisowski</u>	POL	Porsche 991 GT3 Cup gen 2	PROAM	4	6	4	1:51.329	1.596	1.452	151.1
5	44	CAME Racing Team	ITA	<u>Eugenio Pisani</u>	ITA	Stefano Bozzoni	ITA	Porsche 911 GT3 Cup gen 1	PROAM	5	11	4	1:53.027	3.294	1.698	148.9
6	45	CAME Racing Team	ITA	<u>Mark Speakerwas</u>	ITA	Jan Antoszewski	POL	Porsche 911 GT3 Cup gen 1	PROAM	6	15	7	1:53.247	3.514	0.220	148.6
7	991	Valluga Racing	GBR	Dino Zamparelli	GBR	<u>Jan Klingelberg</u>	CHE	Porsche 911 GT3 Cup gen 2	PROAM	7	14	13	1:53.505	3.772	0.258	148.2
AM																
1	215	NM Racing Team	ESP	August MacBeth	CHE	<u>Albert Estragues</u>	ESP	Mercedes AMG GT4	AM	1	13	10	1:51.551			150.8
2	32	Three Sixty Racing Team	AND	Fernando Fortes	BRA			Porsche 911 GT3 Cup gen 2	AM	2	8	7	1:52.962	1.411	1.411	148.9
3	27	Three Sixty Racing Team	AND	Marcio Mauro	BRA	<u>Oscar Aristot</u>	AND	Porsche 911 GT3 Cup gen 2	AM	3	10	9	1:55.758	4.207	2.796	145.3

Published at:.....

Track Temp: 10.1 °C Air Temp: 8.2 °C Humidity: 83 % Track Status: DRY

Stewards:	Race Director:	Timekeeper: Luis Angel Garcia Nuñez JOB/I-0020-ESP
------------------	-----------------------	--------------------------------------------------------------





Circuito de Barcelona
GT Cup Open Europe
Qualifying - 2 Driver - 2
Provisional Results by Class



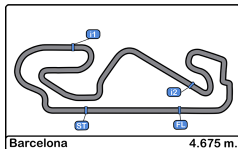
Cls	Nº	Entrant/Team	Nat	Driver 1	Nat	Driver 2	Nat	Vehicle	Cat	Cls	Laps	Best	Time	Gap	Interval	Km/h
GT Open Cup Europe																
1	53	Q1 by EMG Motorsport	BEL	Nicolas Vandierendonck	BEL	<u>Dirk Schouten</u>	NLD	Porsche 992 GT3 Cup	PROAM	1	12	9	1:49.733			153.3
2	54	Q1 by EMG Motorsport	BEL	Jan Laurysen	BEL			Porsche 992 GT3 Cup	PROAM	2	12	11	1:49.797	0.064	0.064	153.2
3	50	Q1 by EMG Motorsport	BEL	Filip Teunkens	BEL	<u>Bas Schouten</u>	NLD	Porsche 992 GT3 Cup	PROAM	3	11	9	1:49.877	0.144	0.080	153.1
4	24	A&P Racing Team PTT Tech Support	POL	Maciej Blazek	POL	<u>Mateusz Lisowski</u>	POL	Porsche 991 GT3 Cup gen 2	PROAM	4	6	4	1:51.329	1.596	1.452	151.1
5	215	NM Racing Team	ESP	August MacBeth	CHE	<u>Albert Estragues</u>	ESP	Mercedes AMG GT4	AM	1	13	10	1:51.551	1.818	0.222	150.8
6	32	Three Sixty Racing Team	BRA	Fernando Fortes	BRA			Porsche 911 GT3 Cup gen 2	AM	2	8	7	1:52.962	3.229	1.411	148.9
7	44	CAME Racing Team	ITA	<u>Eugenio Pisani</u>	ITA	Stefano Bozzoni	ITA	Porsche 911 GT3 Cup gen 1	PROAM	5	11	4	1:53.027	3.294	0.065	148.9
8	45	CAME Racing Team	ITA	<u>Mark Speakerwas</u>	ITA	Jan Antoszewski	POL	Porsche 911 GT3 Cup gen 1	PROAM	6	15	7	1:53.247	3.514	0.220	148.6
9	991	Valluga Racing	GBR	Dino Zamparelli	GBR	<u>Jan Klingelberg</u>	CHE	Porsche 911 GT3 Cup gen 2	PROAM	7	14	13	1:53.505	3.772	0.258	148.2
10	27	Three Sixty Racing Team	BRA	Marcio Mauro	BRA	<u>Oscar Aristot</u>	ESP	Porsche 911 GT3 Cup gen 2	AM	3	10	9	1:55.758	6.025	2.253	145.3

Published at:.....

Track Temp: 10.1 °C Air Temp: 8.2 °C Humidity: 83 % Track Status: DRY

Stewards:	Race Director:	Timekeeper: Luis Angel Garcia Nuñez JOB/I-0020-ESP
------------------	-----------------------	--------------------------------------------------------------



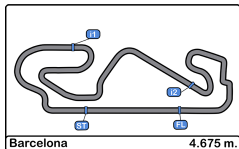


Circuit de Barcelona
GT Cup Open Europe
Qualifying - 2 Driver - 2
Lap Analysis



24							45									
PROAM			Maciej Blazek				A&P Racing Team PTT Tech			PROAM			Mark Speakerwas			
AM			Mateusz Lisowski				Three Sixty Racing Team			Jan Antoszewski			CAME Racing Team			
Lap	D	Time	Sector 1	Sector 2	Sector 3	T. Spd	Elapsed	Lap	D	Time	Sector 1	Sector 2	Sector 3	T. Spd	Elapsed	
1	2	9:02:24.793	9:01:00.535	45.937	38.321	107.0	9:02:24.793	1	1	9:02:55.030	9:01:09.275	59.848	45.907	108.0	9:02:55.030	
2	2	1:54.555	33.124	43.935	37.496	248.8	9:04:19.348	2	1	2:06.242	37.532	48.733	39.977	228.8	9:05:01.272	
3	2	1:51.988	32.424	42.929	36.635	252.3	9:06:11.336	3	1	1:57.604	33.770	44.900	38.934	245.4	9:06:58.876	
4	2	1:51.329	32.176	42.667	36.486	253.5	9:08:02.665	4	1	1:55.619	32.802	45.204	37.613	250.5	9:08:54.495	
5	2	1:59.410 P	32.110	42.844	44.456	254.7	9:10:02.075	5	1	1:53.989	32.654	44.197	37.138	248.2	9:10:48.484	
6	2	5:41.907 P	4:11.552	48.120	42.235	133.8	9:15:43.982	6	1	1:55.193	32.825	44.043	38.325	249.4	9:12:43.677	
27							50									
AM			Marcio Mauro				Three Sixty Racing Team			PROAM			Filip Teunkens			
AM			Oscar Aristot				Three Sixty Racing Team			PROAM			Bas Schouten			
Lap	D	Time	Sector 1	Sector 2	Sector 3	T. Spd	Elapsed	Lap	D	Time	Sector 1	Sector 2	Sector 3	T. Spd	Elapsed	
1	2	9:04:23.306	9:02:36.680	1:00.531	46.095	116.5	9:04:23.306	7	1	1:53.247	32.684	43.428	37.135	250.5	9:14:36.924	
2	2	2:09.015	37.857	48.783	42.375	243.2	9:06:32.321	8	1	2:01.573 P	33.181	45.635	42.757	250.0	9:16:38.497	
3	2	2:14.956 P	36.888	47.264	50.804	246.5	9:08:47.277	9	1	3:41.875	2:17.347	45.805	38.723	164.8	9:20:20.372	
4	2	4:09.596	2:42.452	47.110	40.034	170.3	9:12:56.873	10	1	2:05.128	32.425	43.673	49.030	250.5	9:22:25.500	
5	2	1:58.929	33.869	45.647	39.413	248.2	9:14:55.802	11	1	1:58.455	34.752	45.534	38.169	249.4	9:24:23.955	
6	2	1:57.001	33.369	45.098	38.534	251.1	9:16:52.803	12	1	1:57.659	32.461	43.689	41.509	251.1	9:26:21.614	
7	2	1:57.239	33.570	44.794	38.875	249.4	9:18:50.042	13	1	1:55.413	33.022	44.240	38.151	250.5	9:28:17.027	
8	2	1:56.670	33.166	44.395	39.109	248.8	9:20:46.712	14	1	1:53.678	32.417	43.550	37.711	251.1	9:30:10.705	
9	2	1:55.758	33.151	44.353	38.254	250.5	9:22:42.470	15	1	2:37.825 P	40.257	1:03.743	53.825	238.9	9:32:48.530	
10	2	2:05.688 P	34.264	44.985	46.439	251.7	9:24:48.158	53								
32							PROAM			Nicolas Vandierendonck						
AM			Fernando Fortes				Three Sixty Racing Team			PROAM			Dirk Schouten			
Lap	D	Time	Sector 1	Sector 2	Sector 3	T. Spd	Elapsed	Lap	D	Time	Sector 1	Sector 2	Sector 3	T. Spd	Elapsed	
1		9:03:22.567	9:01:40.392	56.734	45.441	115.8	9:03:22.567	1	2	9:02:17.013	9:00:47.587	49.324	40.102	152.3	9:02:17.013	
2		2:14.505	41.748	50.132	42.625	179.7	9:05:37.072	2	2	1:56.734	34.291	44.980	37.463	247.7	9:04:13.747	
3		2:18.084 P	39.840	48.092	50.152	180.3	9:07:55.156	3	2	1:52.878	32.770	43.324	36.784	248.8	9:06:06.625	
4		4:02.731	2:39.824	44.393	38.514	167.1	9:11:57.887	4	2	1:51.802	32.362	43.005	36.435	250.5	9:07:58.427	
5		1:57.607	32.817	45.605	39.275	249.4	9:13:55.584	5	2	1:56.308 P	32.437	42.829	41.042	251.7	9:09:54.735	
6		1:53.940	32.845	43.584	37.511	248.8	9:15:49.524	6	2	3:45.883	2:24.878	44.232	36.773	174.1	9:13:40.618	
7		1:52.962	32.589	43.419	36.954	250.0	9:17:42.486	7	2	1:53.369	33.209	43.878	36.282	248.8	9:15:33.987	
8		2:23.513 P	32.378	55.662	55.473	251.7	9:20:05.999	8	2	1:50.532	31.882	42.368	36.282	250.0	9:17:24.519	
44							PROAM			Q1 by EMG Motorsport						
PROAM			Eugenio Pisani				CAME Racing Team			PROAM			Nicolas Vandierendonck			
PROAM			Stefano Bozzoni				CAME Racing Team			PROAM			Dirk Schouten			
Lap	D	Time	Sector 1	Sector 2	Sector 3	T. Spd	Elapsed	Lap	D	Time	Sector 1	Sector 2	Sector 3	T. Spd	Elapsed	
1	1	9:02:29.189	9:00:55.909	50.952	42.328	127.9	9:02:29.189	1	2	9:02:11.250	9:00:41.263	48.514	41.473	163.8	9:02:11.250	
2	1	2:06.070 P	35.467	45.747	44.856	244.8	9:04:35.259	2	2	1:58.377	34.141	45.301	38.935	245.4	9:04:09.627	
3	1	2:31.303	1:09.159	44.372	37.772	172.2	9:07:06.562	3	2	1:53.305	32.870	43.416	37.019	249.4	9:06:02.932	
4	1	1:53.027	32.351	43.277	37.399	250.0	9:08:59.589	4	2	1:52.193	32.315	42.955	36.923	249.4	9:07:55.125	
5	1	1:59.448 P	32.236	43.478	43.734	252.3	9:10:59.037	5	2	1:51.776	32.353	42.822	36.601	251.1	9:09:46.901	
6	1	3:56.136	2:16.493	57.614	42.029	90.6	9:14:55.173	6	2	1:51.654	32.213	42.909	36.532	251.1	9:11:38.555	
7	1	2:01.873	36.248	46.364	39.261	196.0	9:16:57.046	7	2	1:56.292 P	32.287	42.989	41.016	250.5	9:13:34.847	
8	1	1:55.556	32.172	43.587	39.797	251.1	9:18:52.602	8	2	4:01.574	2:42.524	42.664	36.386	173.0	9:17:36.421	
9	1	1:54.979	31.990	42.955	37.034	252.9	9:20:44.581	9	2	1:49.733	31.759	41.836	36.138	250.0	9:19:26.154	
10	1	1:54.444	31.820	42.880	36.711	251.7	9:22:35.992	10	2	1:49.889	31.722	42.139	36.028	250.5	9:21:16.043	
11	1	2:05.545 P	32.046	45.808	47.691	253.5	9:24:41.537	11	2	1:49.933	31.683	42.090	36.160	251.1	9:23:05.976	
								12	2	2:00.333 P	33.689	45.451	41.193	252.9	9:25:06.309	





Circuit de Barcelona
GT Cup Open Europe
Qualifying - 2 Driver - 2
Lap Analysis



54

Jan Lauryssen

Porsche 992 GT3 Cup

PROAM

Q1 by EMG Motorsport

Lap	D	Time	Sector 1	Sector 2	Sector 3	T. Spd	Elapsed
1		9:02:16.412	9:00:45.959	49.096	41.357	147.5	9:02:16.412
2		1:58.163	34.483	45.086	38.594	244.3	9:04:14.575
3		1:53.653	32.778	43.780	37.095	248.8	9:06:08.228
4		1:52.230	32.394	43.115	36.721	248.8	9:08:00.458
5		1:56.584 P	32.293	42.770	41.521	250.5	9:09:57.042
6		6:12.421	4:50.454	44.552	37.415	147.9	9:16:09.463
7		1:51.291	32.326	42.625	36.340	247.7	9:18:00.754
8		1:50.783	31.936	42.445	36.402	248.2	9:19:51.537
9		1:50.209	31.689	42.479	36.041	249.4	9:21:41.746
10		1:50.029	31.830	42.141	36.058	250.0	9:23:31.775
11		1:49.797	31.540	42.275	35.982	249.4	9:25:21.572
12		2:10.351 P	34.681	47.264	48.406	222.2	9:27:31.923

215

August MacBeth

Mercedes AMG GT4

AM

Albert Estragues

NM Racing Team

Lap	D	Time	Sector 1	Sector 2	Sector 3	T. Spd	Elapsed
1	2	9:03:13.024	9:01:27.342	1:00.221	45.461	95.4	9:03:13.024
2	2	2:04.517	36.934	47.719	39.864	240.0	9:05:17.541
3	2	1:56.012	33.730	44.346	37.936	244.8	9:07:13.553
4	2	1:54.817	32.965	43.950	37.902	248.2	9:09:08.370
5	2	2:02.747 P	33.019	43.996	45.732	248.8	9:11:11.117
6	2	5:55.148	4:05.607	58.633	50.908	104.5	9:17:06.265
7	2	2:10.846	37.498	50.033	43.315	220.8	9:19:17.111
8	2	1:54.398	33.273	43.736	37.389	253.5	9:21:11.509
9	2	1:52.643	32.496	42.856	37.291	254.7	9:23:04.152
10	2	1:51.551	32.066	42.981	36.504	255.3	9:24:55.703
11	2	1:59.624	32.315	49.500	37.809	257.1	9:26:55.327
12	2	1:52.612	32.100	42.709	37.803	254.7	9:28:47.939
13	2	2:19.478 P	33.707	53.792	51.979	254.1	9:31:07.417

991

Dino Zamparelli

Porsche 911 GT3 Cup gen 2

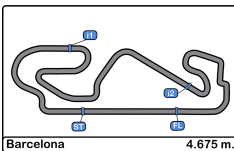
PROAM

Jan Klingelberg

Valluga Racing

Lap	D	Time	Sector 1	Sector 2	Sector 3	T. Spd	Elapsed
1	2	9:03:19.683	9:01:36.934	57.694	45.055	101.6	9:03:19.683
2	2	2:07.185	38.271	48.629	40.285	212.5	9:05:26.868
3	2	2:02.888	34.389	46.315	42.184	247.7	9:07:29.756
4	2	1:56.439	33.747	44.639	38.053	248.2	9:09:26.195
5	2	1:54.518	32.784	44.188	37.546	250.5	9:11:20.713
6	2	1:57.307	33.668	43.747	39.892	251.1	9:13:18.020
7	2	1:54.130	32.748	43.685	37.697	252.3	9:15:12.150
8	2	1:54.486	32.691	44.113	37.682	251.1	9:17:06.636
9	2	1:53.553	32.541	43.373	37.639	252.3	9:19:00.189
10	2	2:08.395 P	32.742	43.614	52.039	252.9	9:21:08.584
11	2	5:03.643	3:37.407	48.283	37.953	167.9	9:26:12.227
12	2	1:56.171	32.809	45.286	38.076	252.3	9:28:08.398
13	2	1:53.505	32.605	43.591	37.309	252.3	9:30:01.903
14	2	2:05.687 P	32.623	43.459	49.605	252.3	9:32:07.590



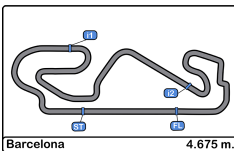


Circuito de Barcelona
GT Cup Open Europe
Qualifying - 2 Driver - 2
Best Sectors Results



Sector - 1				Sector - 2				Sector - 3				Ideal Lap vs Best Lap			
Clas	Nº	Driver	Time	Nº	Driver	Time	Nº	Driver	Time	Clas	Nº	Driver	Ideal Lap	Best Lap	Clas
1	54	Jan Laurysen	31.540	53	Dirk Schouten	41.836	50	Bas Schouten	35.978	1	53	Dirk Schouten	1:49.547	1:49.733	1
2	53	Dirk Schouten	31.683	50	Bas Schouten	42.030	54	Jan Laurysen	35.982	2	54	Jan Laurysen	1:49.663	1:49.797	2
3	50	Bas Schouten	31.724	54	Jan Laurysen	42.141	53	Dirk Schouten	36.028	3	50	Bas Schouten	1:49.732	1:49.877	3
4	44	Eugenio Pisani	31.820	24	Mateusz Lisowski	42.667	24	Mateusz Lisowski	36.486	4	24	Mateusz Lisowski	1:51.263	1:51.329	4
5	215	Albert Estragues	32.066	215	Albert Estragues	42.709	215	Albert Estragues	36.504	5	215	Albert Estragues	1:51.279	1:51.551	5
6	24	Mateusz Lisowski	32.110	44	Eugenio Pisani	42.880	44	Eugenio Pisani	36.711	6	44	Eugenio Pisani	1:51.411	1:53.027	7
7	32	Fernando Fortes	32.378	991	Jan Klingelberg	43.373	32	Fernando Fortes	36.954	7	32	Fernando Fortes	1:52.751	1:52.962	6
8	45	Mark Speakerwas	32.417	32	Fernando Fortes	43.419	45	Mark Speakerwas	37.135	8	45	Mark Speakerwas	1:52.980	1:53.247	8
9	991	Jan Klingelberg	32.541	45	Mark Speakerwas	43.428	991	Jan Klingelberg	37.309	9	991	Jan Klingelberg	1:53.223	1:53.505	9
10	27	Oscar Aristot	33.151	27	Oscar Aristot	44.353	27	Oscar Aristot	38.254	10	27	Oscar Aristot	1:55.758	1:55.758	10



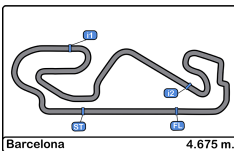


Circuito de Barcelona
GT Cup Open Europe
Qualifying - 2 Driver - 2
Best 5 Lap Times



Cl	N°	Entrant/Team	Nat	Driver 1	Nat	Driver 2	Nat	Vehicle	Cat	Cl	Best 1		Best 2		Best 3		Best 4		Best 5	
											Time	Lap	Time	Lap	Time	Lap	Time	Lap	Time	Lap
1	53	Q1 by EMG Motorsport	BEL	Nicolas Vandierendonck	BEL	Dirk Schouten	NLD	Porsche 992 GT3 Cup	PROAM	1	1:49.733	9	1:49.889	10	1:49.933	11	1:51.654	6	1:51.776	5
2	54	Q1 by EMG Motorsport	BEL	Jan Laurysen	BEL			Porsche 992 GT3 Cup	PROAM	2	1:49.797	11	1:50.029	10	1:50.209	9	1:50.783	8	1:51.291	7
3	50	Q1 by EMG Motorsport	BEL	Filip Teunkens	BEL	Bas Schouten	NLD	Porsche 992 GT3 Cup	PROAM	3	1:49.877	9	1:50.193	10	1:50.532	8	1:51.802	4	1:52.878	3
4	24	A&P Racing Team PTT Tech Support	POL	Maciej Blazek	POL	Mateusz Lisowski	POL	Porsche 991 GT3 Cup gen 2	PROAM	4	1:51.329	4	1:51.988	3	1:59.410	5	5:41.907	6		
5	215	NM Racing Team	ESP	August MacBeth	CHE	Albert Estragues	ESP	Mercedes AMG GT4	AM	1	1:51.551	10	1:52.612	12	1:52.643	9	1:54.398	8	1:54.817	4
6	32	Three Sixty Racing Team	AND	Fernando Fortes	BRA			Porsche 911 GT3 Cup gen 2	AM	2	1:52.962	7	1:53.940	6	2:14.505	2	2:18.084	3	2:23.513	8
7	44	CAME Racing Team	ITA	Eugenio Pisani	ITA	Stefano Bozzoni	ITA	Porsche 911 GT3 Cup gen 1	PROAM	5	1:53.027	4	1:55.556	8	1:59.448	5	2:01.873	7	2:05.545	11
8	45	CAME Racing Team	ITA	Mark Speakerwas	ITA	Jan Antoszewski	POL	Porsche 911 GT3 Cup gen 1	PROAM	6	1:53.247	7	1:53.678	14	1:53.989	5	1:55.193	6	1:55.413	13
9	991	Valluga Racing	GBR	Dino Zamparelli	GBR	Jan Klingenberg	CHE	Porsche 911 GT3 Cup gen 2	PROAM	7	1:53.505	13	1:53.553	9	1:54.130	7	1:54.486	8	1:54.518	5
10	27	Three Sixty Racing Team	AND	Marcio Mauro	BRA	Oscar Aristot	AND	Porsche 911 GT3 Cup gen 2	AM	3	1:55.758	9	1:56.670	8	1:57.001	6	1:57.239	7	1:58.929	5



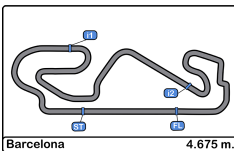


Circuito de Barcelona
GT Cup Open Europe
Qualifying - 2 Driver - 2
Best 5 Top Speeds



Cl	N°	Entrant/Team	Nat	Driver 1	Nat	Driver 2	Nat	Vehicle	Cat	Cl	Top 1		Top 2		Top 3		Top 4		Top 5		Avg
											Km/h	Lap	Km/h	Lap	Km/h	Lap	Km/h	Lap	Km/h	Lap	
1	215	NM Racing Team	ESP	August MacBeth	CHE	Albert Estragues	ESP	Mercedes AMG GT4	AM	1	257.1	11	255.3	10	254.7	9	254.7	12	254.1	13	255.2
2	24	A&P Racing Team PTT Tech Support	POL	Maciej Blazek	POL	Mateusz Lisowski	POL	Porsche 991 GT3 Cup gen 2	PROAM	1	254.7	5	253.5	4	252.3	3	248.8	2	133.8	6	228.6
3	44	CAME Racing Team	ITA	Eugenio Pisani	ITA	Stefano Bozzoni	ITA	Porsche 911 GT3 Cup gen 1	PROAM	2	253.5	11	252.9	9	252.3	5	251.7	10	251.1	8	252.3
4	50	Q1 by EMG Motorsport	BEL	Filip Teunkens	BEL	Bas Schouten	NLD	Porsche 992 GT3 Cup	PROAM	3	253.5	9	251.7	5	251.7	10	250.5	4	250.0	8	251.5
5	53	Q1 by EMG Motorsport	BEL	Nicolas Vandierendonck	BEL	Dirk Schouten	NLD	Porsche 992 GT3 Cup	PROAM	4	252.9	12	251.1	5	251.1	6	251.1	11	250.5	7	251.3
6	991	Valluga Racing	GBR	Dino Zamparelli	GBR	Jan Klingenberg	CHE	Porsche 911 GT3 Cup gen 2	PROAM	5	252.9	10	252.3	7	252.3	9	252.3	12	252.3	13	252.4
7	27	Three Sixty Racing Team	AND	Marcio Mauro	BRA	Oscar Aristot	AND	Porsche 911 GT3 Cup gen 2	AM	2	251.7	10	251.1	6	250.5	9	249.4	7	248.8	8	250.3
8	32	Three Sixty Racing Team	ITA	Fernando Fortes	BRA			Porsche 911 GT3 Cup gen 2	AM	3	251.7	8	250.0	7	249.4	5	248.8	6	180.3	3	236.0
9	45	CAME Racing Team	ITA	Mark Speakerwas	ITA	Jan Antoszewski	POL	Porsche 911 GT3 Cup gen 1	PROAM	6	251.1	12	251.1	14	250.5	4	250.5	7	250.5	10	250.8
10	54	Q1 by EMG Motorsport	BEL	Jan Lauryszen	BEL			Porsche 992 GT3 Cup	PROAM	7	250.5	5	250.0	10	249.4	9	249.4	11	248.8	3	249.6



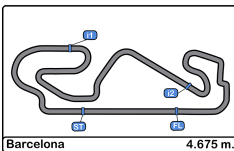


Circuito de Barcelona
GT Cup Open Europe
Qualifying - 2 Driver - 2
Fastest Laps Sequence



Lap	Time of Day	Session Time	Nº	Entrant/Team	Nat	Driver 1	Nat	Driver 2	Nat	Vehicle	Cat	Time	Km/h
2	9:04:09.627	4:09.627	53	Q1 by EMG Motorsport	BEL	Nicolas Vandierendonck	BEL	<u>Dirk Schouten</u>	NLD	Porsche 992 GT3 Cup	PROAM	1:58.377	142.1
2	9:04:13.747	4:13.747	50	Q1 by EMG Motorsport	BEL	Filip Teunkens	BEL	<u>Bas Schouten</u>	NLD	Porsche 992 GT3 Cup	PROAM	1:56.734	144.1
3	9:06:02.932	6:02.932	53	Q1 by EMG Motorsport	BEL	Nicolas Vandierendonck	BEL	<u>Dirk Schouten</u>	NLD	Porsche 992 GT3 Cup	PROAM	1:53.305	148.5
3	9:06:06.625	6:06.625	50	Q1 by EMG Motorsport	BEL	Filip Teunkens	BEL	<u>Bas Schouten</u>	NLD	Porsche 992 GT3 Cup	PROAM	1:52.878	149.0
3	9:06:11.336	6:11.336	24	A&P Racing Team PTT Tech Support	POL	Maciej Blazek	POL	<u>Mateusz Lisowski</u>	POL	Porsche 991 GT3 Cup gen 2	PROAM	1:51.988	150.2
4	9:07:58.427	7:58.427	50	Q1 by EMG Motorsport	BEL	Filip Teunkens	BEL	<u>Bas Schouten</u>	NLD	Porsche 992 GT3 Cup	PROAM	1:51.802	150.5
4	9:08:02.665	8:02.665	24	A&P Racing Team PTT Tech Support	POL	Maciej Blazek	POL	<u>Mateusz Lisowski</u>	POL	Porsche 991 GT3 Cup gen 2	PROAM	1:51.329	151.1
8	9:17:24.519	17:24.519	50	Q1 by EMG Motorsport	BEL	Filip Teunkens	BEL	<u>Bas Schouten</u>	NLD	Porsche 992 GT3 Cup	PROAM	1:50.532	152.2
9	9:19:14.396	19:14.396	50	Q1 by EMG Motorsport	BEL	Filip Teunkens	BEL	<u>Bas Schouten</u>	NLD	Porsche 992 GT3 Cup	PROAM	1:49.877	153.1
9	9:19:26.154	19:26.154	53	Q1 by EMG Motorsport	BEL	Nicolas Vandierendonck	BEL	<u>Dirk Schouten</u>	NLD	Porsche 992 GT3 Cup	PROAM	1:49.733	153.3



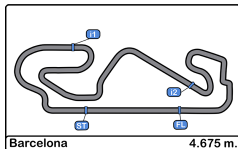


Circuito de Barcelona
GT Cup Open Europe
Qualifying - 2 Driver - 2
Event Best Maximum Speed



Nº	Entrant/Team	Nat	Driver 1	Nat	Driver 2	Nat	Vehicle	Cat	Km/h	Session
215	NM Racing Team	ESP	August MacBeth	CHE	Albert Estragues	ESP	Mercedes AMG GT4	AM	261.5	Race - 1
991	Valluga Racing	GBR	Dino Zamparelli	GBR	Jan Klingelberg	CHE	Porsche 911 GT3 Cup gen 2	PROAM	256.5	Race - 1
26	Q1 by EMG Motorsport	BEL	Maciej Darmetko	POL	Artur Janosz	POL	Porsche 911 GT3 Cup gen 2	PROAM	255.3	Race - 1
24	A&P Racing Team PTT Tech Support	POL	Maciej Blazek	POL	Mateusz Lisowski	POL	Porsche 991 GT3 Cup gen 2	PROAM	254.7	Qualifying - 2 Driver - 2
50	Q1 by EMG Motorsport	BEL	Filip Teunkens	BEL	Bas Schouten	NLD	Porsche 992 GT3 Cup	PROAM	254.1	Race - 1
44	CAME Racing Team	ITA	Eugenio Pisani	ITA	Stefano Bozzoni	ITA	Porsche 911 GT3 Cup gen 1	PROAM	253.5	Qualifying - 2 Driver - 2
53	Q1 by EMG Motorsport	BEL	Nicolas Vandierendonck	BEL	Dirk Schouten	NLD	Porsche 992 GT3 Cup	PROAM	252.9	Qualifying - 2 Driver - 2
45	CAME Racing Team	ITA	Mark Speakerwas	ITA	Jan Antoszewski	POL	Porsche 911 GT3 Cup gen 1	PROAM	252.3	Free Practice - 2
32	Three Sixty Racing Team	AND	Fernando Fortes	BRA			Porsche 911 GT3 Cup gen 2	AM	251.7	Qualifying - 2 Driver - 2
27	Three Sixty Racing Team	AND	Marcio Mauro	BRA	Oscar Aristot	AND	Porsche 911 GT3 Cup gen 2	AM	251.7	Qualifying - 2 Driver - 2
54	Q1 by EMG Motorsport	BEL	Jan Laurysse	BEL			Porsche 992 GT3 Cup	PROAM	251.1	Qualifying - 1 Driver - 1





Circuit de Barcelona
GT Cup Open Europe
Qualifying - 2 Driver - 2
Pit Stop Analysis



24 Maciej Blazek Porsche 991 GT3 Cup gen 2

PROAM Mateusz Lisowski A&P Racing Team PTT Tech Support

Nº	In Day Time	In Time	Out Time	Pit Time	T. Pit Time	Handicap	Diff.
1	9:09:59.319	9:09:59.319	9:13:36.977	3:37.658	3:37.658		

27 Marcio Mauro Porsche 911 GT3 Cup gen 2

AM Oscar Aristot Three Sixty Racing Team

Nº	In Day Time	In Time	Out Time	Pit Time	T. Pit Time	Handicap	Diff.
1	9:08:44.616	9:08:44.616	9:10:53.642	2:09.026	2:09.026		

32 Fernando Fortes Porsche 911 GT3 Cup gen 2

AM Three Sixty Racing Team

Nº	In Day Time	In Time	Out Time	Pit Time	T. Pit Time	Handicap	Diff.
1	9:07:52.690	9:07:52.690	9:10:00.763	2:08.073	2:08.073		

44 Eugenio Pisani Porsche 911 GT3 Cup gen 1

PROAM Stefano Bozzoni CAME Racing Team

Nº	In Day Time	In Time	Out Time	Pit Time	T. Pit Time	Handicap	Diff.
1	9:04:32.838	9:04:32.838	9:05:11.750	38.912	38.912		
2	9:10:56.654	9:10:56.654	9:12:29.694	1:33.040	2:11.952		

45 Mark Speakerwas Porsche 911 GT3 Cup gen 1

PROAM Jan Antoszewski CAME Racing Team

Nº	In Day Time	In Time	Out Time	Pit Time	T. Pit Time	Handicap	Diff.
1	9:16:36.045	9:16:36.045	9:18:21.205	1:45.160	1:45.160		

50 Filip Teunkens Porsche 992 GT3 Cup

PROAM Bas Schouten Q1 by EMG Motorsport

Nº	In Day Time	In Time	Out Time	Pit Time	T. Pit Time	Handicap	Diff.
1	9:09:52.108	9:09:52.108	9:11:46.465	1:54.357	1:54.357		

53 Nicolas Vandierendonck Porsche 992 GT3 Cup

PROAM Dirk Schouten Q1 by EMG Motorsport

Nº	In Day Time	In Time	Out Time	Pit Time	T. Pit Time	Handicap	Diff.
1	9:13:32.364	9:13:32.364	9:15:45.670	2:13.306	2:13.306		

54 Jan Laurysen Porsche 992 GT3 Cup

PROAM Q1 by EMG Motorsport

Nº	In Day Time	In Time	Out Time	Pit Time	T. Pit Time	Handicap	Diff.
1	9:09:54.584	9:09:54.584	9:14:11.039	4:16.455	4:16.455		

215 August MacBeth Mercedes AMG GT4

AM Albert Estragues NM Racing Team

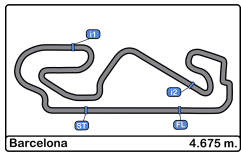
Nº	In Day Time	In Time	Out Time	Pit Time	T. Pit Time	Handicap	Diff.
1	9:11:08.729	9:11:08.729	9:14:26.724	3:17.995	3:17.995		

991 Dino Zamparelli Porsche 911 GT3 Cup gen 2

PROAM Jan Klingelberg Valluga Racing

Nº	In Day Time	In Time	Out Time	Pit Time	T. Pit Time	Handicap	Diff.
1	9:21:04.601	9:21:04.601	9:24:11.382	3:06.781	3:06.781		





Circuit de Barcelona
GT Cup Open Europe
Qualifying - 2 Driver - 2
Weather Report



Air Temperature
 Sin datos disponibles

Track Temperature
 Sin datos disponibles

Humidity
 Sin datos disponibles

Pressure
 Sin datos disponibles

Wind Speed
 Sin datos disponibles

Wind direction
 North = 0°/360° Est = 90° South = 180° West= 270°
 Sin datos disponibles

