

Circuito de Barcelona
GT Cup Open Europe
Race - 1
Provisional Results



Cls	N°	Entrant/Team	Nat	Driver 1	Nat	Driver 2	Nat	Vehicle	Cat	Cl	Laps	Total Time	Gap	Interval	Km/h	Best	Time	Km/h
1	24	A&P Racing Team PTT Tech Support		Maciej Blazek		Mateusz Lisowski		Porsche 991 GT3 Cup gen 2	PROAM	1	35	1:11:44.984			136.8	20	1:51.322	151.1
2	54	Q1 by EMG Motorsport		Jan Lauryszen				Porsche 992 GT3 Cup	PROAM	2	35	1:11:47.134	2.150	2.150	136.7	4	1:52.166	150.0
3	53	Q1 by EMG Motorsport		Nicolas Vandierendonck		Dirk Schouten		Porsche 992 GT3 Cup	PROAM	3	35	1:11:52.368	7.384	5.234	136.5	22	1:53.117	148.7
4	50	Q1 by EMG Motorsport		Filip Teunkens		Bas Schouten		Porsche 992 GT3 Cup	PROAM	4	35	1:11:55.154	10.170	2.786	136.5	19	1:52.157	150.0
5	991	Valluga Racing		Dino Zamparelli		Jan Klingelberg		Porsche 911 GT3 Cup gen 2	PROAM	5	35	1:12:01.383	16.399	6.229	136.3	7	1:52.176	150.0
6	32	Three Sixty Racing Team		Fernando Fortes				Porsche 911 GT3 Cup gen 2	AM	1	34	1:11:43.957	1 Lap	1 Lap	132.9	5	1:54.431	147.0
7	27	Three Sixty Racing Team		Marcio Mauro		Oscar Aristot		Porsche 911 GT3 Cup gen 2	AM	2	34	1:11:56.354	1 Lap	12.397	132.5	5	1:56.096	144.9
8	215	NM Racing Team		August MacBeth		Albert Estragues		Mercedes AMG GT4	AM	3	31	1:02:34.828	4 Laps	3 Laps	138.9	3	1:53.395	148.4
9	26	Q1 by EMG Motorsport		Maciej Darmetko		Artur Janosz		Porsche 911 GT3 Cup gen 2	PROAM	6	31	1:02:35.034	4 Laps	0.206	138.9	21	1:52.681	149.3

Not classified: (Requirements: 75% of number laps of leader = 27 Laps)

44	CAME Racing Team		Eugenio Pisani		Stefano Bozzoni		Porsche 911 GT3 Cup gen 1	PROAM	7	12	29:19.507	23 Laps	19 Laps	114.7	6	1:59.669	140.6
45	CAME Racing Team		Mark Speakerwas		Jan Antoszewski		Porsche 911 GT3 Cup gen 1	PROAM	8	1	2:07.197	34 Laps	11 Laps	132.3	1	2:07.197	132.3

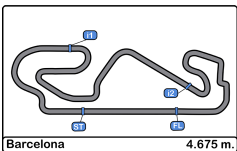
Fastest lap Blazek - Lisowski in 1:51.322 at 151.1 Km/h in lap 20

Published at:.....

Air Temp: **29.2 °C** Air Temp: **19.8 °C** Humidity: **56 %** Track Status: **DRY**

Stewards:	Race Director:	Timekeeper: Luis Angel Garcia Nunez JOB/I-0020-ESP
------------------	-----------------------	---





Circuito de Barcelona
 GT Cup Open Europe
 Race - 1
 Provisional Results by Category



Cls	N°	Entrant/Team	Nat	Driver 1	Nat	Driver 2	Nat	Vehicle	Cat	Cl	Laps	Total Time	Gap	Interval	Km/h	Best	Time	Km/h
PROAM																		
1	24	A&P Racing Team PTT Tech Support	POL	Maciej Blazek	POL	Mateusz Lisowski	POL	Porsche 991 GT3 Cup gen 2	PROAM	1	35	1:11:44.984			136.8	20	1:51.322	151.1
2	54	Q1 by EMG Motorsport	BEL	Jan Laurysen	BEL			Porsche 992 GT3 Cup	PROAM	2	35	1:11:47.134	2.150	2.150	136.7	4	1:52.166	150.0
3	53	Q1 by EMG Motorsport	BEL	Nicolas Vandierendonck	BEL	Dirk Schouten	NLD	Porsche 992 GT3 Cup	PROAM	3	35	1:11:52.368	7.384	5.234	136.5	22	1:53.117	148.7
4	50	Q1 by EMG Motorsport	BEL	Filip Teunkens	BEL	Bas Schouten	NLD	Porsche 992 GT3 Cup	PROAM	4	35	1:11:55.154	10.170	2.786	136.5	19	1:52.157	150.0
5	991	Valluga Racing	GBR	Dino Zamparelli	GBR	Jan Klingelberg	CHE	Porsche 911 GT3 Cup gen 2	PROAM	5	35	1:12:01.383	16.399	6.229	136.3	7	1:52.176	150.0
6	26	Q1 by EMG Motorsport	BEL	Maciej Darmetko	POL	Artur Janosz	POL	Porsche 911 GT3 Cup gen 2	PROAM	6	31	1:02:35.034	4 Laps	4 Laps	138.9	21	1:52.681	149.3
Not classified: (Requirements: 75% of number laps of leader = 27 Laps)																		
44		CAME Racing Team	ITA	Eugenio Pisani	ITA	Stefano Bozzoni	ITA	Porsche 911 GT3 Cup gen 1	PROAM	7	12	29:19.507	23 Laps	19 Laps	114.7	6	1:59.669	140.6
45		CAME Racing Team	ITA	Mark Speakerwas	ITA	Jan Antoszewski	POL	Porsche 911 GT3 Cup gen 1	PROAM	8	1	2:07.197	34 Laps	11 Laps	132.3	1	2:07.197	132.3

AM																		
1	32	Three Sixty Racing Team	AND	Fernando Fortes	BRA			Porsche 911 GT3 Cup gen 2	AM	1	34	1:11:43.957			132.9	5	1:54.431	147.0
2	27	Three Sixty Racing Team	AND	Marcio Mauro	BRA	Oscar Aristot	AND	Porsche 911 GT3 Cup gen 2	AM	2	34	1:11:56.354	12.397	12.397	132.5	5	1:56.096	144.9
3	215	NM Racing Team	ESP	August MacBeth	CHE	Albert Estragues	ESP	Mercedes AMG GT4	AM	3	31	1:02:34.828	3 Laps	3 Laps	138.9	3	1:53.395	148.4

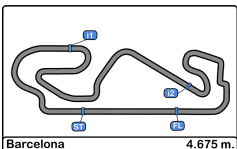
Fastest lap Blazek - Lisowski in 1:51.322 at 151.1 Km/h in lap 20

Published at:.....

Air Temp: 29.2 °C Air Temp: 19.8 °C Humidity: 56 % Track Status: DRY

Stewards:	Race Director:	Timekeeper: Luis Angel Garcia Nuñez JOB/I-0020-ESP
-----------	----------------	---





Circuito de Barcelona
GT Cup Open Europe
Race - 1
Provisional Results by Class



Cls	Nº	Entrant/Team	Nat	Driver 1	Nat	Driver 2	Nat	Vehicle	Cat	Cl	Laps	Total Time	Gap	Interval	Km/h	Best	Time	Km/h	
GT Open Cup Europe																			
1	24	A&P Racing Team PTT Tech Support	POL	Maciej Blazek	POL	Mateusz Lisowski	POL	Porsche 991 GT3 Cup gen 2	PROAM	1	35	1:11:44.984			136.8	20	1:51.322	151.1	
2	54	Q1 by EMG Motorsport	BEL	Jan Lauryssen	BEL			Porsche 992 GT3 Cup	PROAM	2	35	1:11:47.134	2.150	2.150	136.7	4	1:52.166	150.0	
3	53	Q1 by EMG Motorsport	BEL	Nicolas Vandierendonck	BEL	Dirk Schouten	NLD	Porsche 992 GT3 Cup	PROAM	3	35	1:11:52.368	7.384	5.234	136.5	22	1:53.117	148.7	
4	50	Q1 by EMG Motorsport	BEL	Filip Teunkens	BEL	Bas Schouten	NLD	Porsche 992 GT3 Cup	PROAM	4	35	1:11:55.154	10.170	2.786	136.5	19	1:52.157	150.0	
5	991	Valluga Racing	GBR	Dino Zamparelli	GBR	Jan Klingelberg	CHE	Porsche 911 GT3 Cup gen 2	PROAM	5	35	1:12:01.383	16.399	6.229	136.3	7	1:52.176	150.0	
6	32	Three Sixty Racing Team	BRA	Fernando Fortes	BRA			Porsche 911 GT3 Cup gen 2	AM	1	34	1:11:43.957	1 Lap	1 Lap	132.9	5	1:54.431	147.0	
7	27	Three Sixty Racing Team	AND	Marcio Mauro	BRA	Oscar Aristot	ESP	Porsche 911 GT3 Cup gen 2	AM	2	34	1:11:56.354	1 Lap	12.397	132.5	5	1:56.096	144.9	
8	215	NM Racing Team	ESP	August MacBeth	CHE	Albert Estragues	ESP	Mercedes AMG GT4	AM	3	31	1:02:34.828	4 Laps	3 Laps	138.9	3	1:53.395	148.4	
9	26	Q1 by EMG Motorsport	BEL	Maciej Darmetko	POL	Artur Janosz	POL	Porsche 911 GT3 Cup gen 2	PROAM	6	31	1:02:35.034	4 Laps	0.206	138.9	21	1:52.681	149.3	
Not classified: (Requirements: 75% of number laps of leader = 27 Laps)																			
44		CAME Racing Team	ITA	Eugenio Pisani	ITA	Stefano Bozzoni	ITA	Porsche 911 GT3 Cup gen 1	PROAM	7	12	29:19.507	23 Laps	19 Laps	114.7	6	1:59.669	140.6	
45		CAME Racing Team	ITA	Mark Speakerwas	ITA	Jan Antoszewski	POL	Porsche 911 GT3 Cup gen 1	PROAM	8	1	2:07.197	34 Laps	11 Laps	132.3	1	2:07.197	132.3	

Fastest lap Blazek - Lisowski in 1:51.322 at 151.1 Km/h in lap 20

Published at:.....

Air Temp: **29.2 °C** Air Temp: **19.8 °C** Humidity: **56 %** Track Status: **DRY**

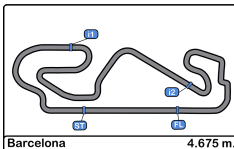
Stewards:

Race Director:

Timekeeper: Luis Angel Garcia Nuñez

JOB/I-0020-ESP





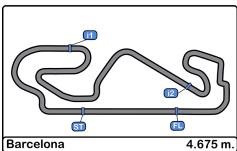
Circuit de Barcelona
GT Cup Open Europe
Race - 1



Provisional Classification by Driver Fastest Lap

Cl	N°	Entrant/Team	Nat	Vehicle	Driver	Nat	Cat	Cl	Laps	Best	Time	Gap	Interval	Km/h
1	24	A&P Racing Team PTT Tech Support	POL	Porsche 991 GT3 Cup gen 2	Mateusz Lisowski	POL	PROAM	1	20	5	1:51.322			151.1
2	50	Q1 by EMG Motorsport	BEL	Porsche 992 GT3 Cup	Bas Schouten	NLD	PROAM	2	19	3	1:52.157	0.835	0.835	150.0
3	54	Q1 by EMG Motorsport	BEL	Porsche 992 GT3 Cup	Jan Laurysen	BEL	PROAM	3	19	4	1:52.166	0.844	0.009	150.0
4	991	Valluga Racing	GBR	Porsche 911 GT3 Cup gen 2	Dino Zamparelli	GBR	PROAM	4	20	7	1:52.176	0.854	0.010	150.0
5	54	Q1 by EMG Motorsport	BEL	Porsche 992 GT3 Cup	Jan Laurysen	BEL	PROAM	5	16	4	1:52.362	1.040	0.186	149.7
6	26	Q1 by EMG Motorsport	BEL	Porsche 911 GT3 Cup gen 2	Artur Janosz	POL	PROAM	6	16	6	1:52.681	1.359	0.319	149.3
7	53	Q1 by EMG Motorsport	BEL	Porsche 992 GT3 Cup	Dirk Schouten	NLD	PROAM	7	19	6	1:53.117	1.795	0.436	148.7
8	215	NM Racing Team	ESP	Mercedes AMG GT4	August MacBeth	CHE	AM	1	18	3	1:53.395	2.073	0.278	148.4
9	24	A&P Racing Team PTT Tech Support	POL	Porsche 991 GT3 Cup gen 2	Maciej Blazek	POL	PROAM	8	15	5	1:53.783	2.461	0.388	147.9
10	215	NM Racing Team	ESP	Mercedes AMG GT4	Albert Estragues	ESP	AM	2	13	3	1:53.857	2.535	0.074	147.8
11	50	Q1 by EMG Motorsport	BEL	Porsche 992 GT3 Cup	Filip Teunkens	BEL	PROAM	9	16	9	1:54.228	2.906	0.371	147.3
12	32	Three Sixty Racing Team	BRA	Porsche 911 GT3 Cup gen 2	Fernando Fortes	BRA	AM	3	34	5	1:54.431	3.109	0.203	147.0
13	53	Q1 by EMG Motorsport	BEL	Porsche 992 GT3 Cup	Nicolas Vandierendo	BEL	PROAM	10	16	6	1:54.454	3.132	0.023	147.0
14	26	Q1 by EMG Motorsport	BEL	Porsche 911 GT3 Cup gen 2	Maciej Darmetko	POL	PROAM	11	15	6	1:54.583	3.261	0.129	146.8
15	27	Three Sixty Racing Team	BRA	Porsche 911 GT3 Cup gen 2	Marcio Mauro	BRA	AM	4	17	5	1:56.096	4.774	1.513	144.9
16	27	Three Sixty Racing Team	AND	Porsche 911 GT3 Cup gen 2	Oscar Aristot	AND	AM	5	17	4	1:57.073	5.751	0.977	143.7
17	991	Valluga Racing	GBR	Porsche 911 GT3 Cup gen 2	Jan Klingelberg	CHE	PROAM	12	15	5	1:57.243	5.921	0.170	143.5
18	44	CAME Racing Team	ITA	Porsche 911 GT3 Cup gen 1	Stefano Bozzoni	ITA	PROAM	13	12	6	1:59.669	8.347	2.426	140.6
19	45	CAME Racing Team	ITA	Porsche 911 GT3 Cup gen 1	Jan Antoszewski	POL	PROAM	14	1	1	2:07.197	15.875	7.528	132.3





Circuito de Barcelona

GT Cup Open Europe

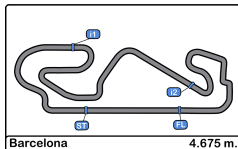
Race - 1

Distance and Speed Average



Cls	Nº	Entrant/Team	Nat	Driver 1	Nat	Driver 2	Nat	Vehicle	Cat	Cls	Laps	Distance	Total Time	Km/h
1	24	A&P Racing Team PTT Tech Support		Maciej Blazek		Mateusz Lisowski		Porsche 991 GT3 Cup gen 2	PROAM	1	35	163.62	1:11:44.984	136.8
2	54	Q1 by EMG Motorsport		Jan Laurysen				Porsche 992 GT3 Cup	PROAM	2	35	163.62	1:11:47.134	136.7
3	53	Q1 by EMG Motorsport		Nicolas Vandierendonck		Dirk Schouten		Porsche 992 GT3 Cup	PROAM	3	35	163.62	1:11:52.368	136.5
4	50	Q1 by EMG Motorsport		Filip Teunkens		Bas Schouten		Porsche 992 GT3 Cup	PROAM	4	35	163.62	1:11:55.154	136.5
5	991	Valluga Racing		Dino Zamparelli		Jan Klingelberg		Porsche 911 GT3 Cup gen 2	PROAM	5	35	163.62	1:12:01.383	136.3
6	32	Three Sixty Racing Team		Fernando Fortes				Porsche 911 GT3 Cup gen 2	AM	1	34	158.95	1:11:43.957	132.9
7	27	Three Sixty Racing Team		Marcio Mauro		Oscar Aristot		Porsche 911 GT3 Cup gen 2	AM	2	34	158.95	1:11:56.354	132.5
8	215	NM Racing Team		August MacBeth		Albert Estragues		Mercedes AMG GT4	AM	3	31	144.92	1:02:34.828	138.9
9	26	Q1 by EMG Motorsport		Maciej Darmetko		Artur Janosz		Porsche 911 GT3 Cup gen 2	PROAM	6	31	144.92	1:02:35.034	138.9
Not classified: (Requirements: 75% of number laps of leader = 27 Laps)														
44		CAME Racing Team		Eugenio Pisani		Stefano Bozzoni		Porsche 911 GT3 Cup gen 1	PROAM	7	12	56.10	29:19.507	114.7
45		CAME Racing Team		Mark Speakerwas		Jan Antoszewski		Porsche 911 GT3 Cup gen 1	PROAM	8	1	04.67	2:07.197	132.3



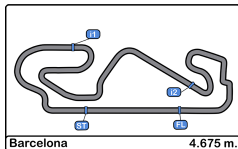


Circuit de Barcelona
GT Cup Open Europe
Race - 1
Lap Analysis



24 Maciej Blazek Porsche 991 GT3 Cup gen 2							26 Maciej Darmetko Porsche 911 GT3 Cup gen 2														
PROAM			Mateusz Lisowski				A&P Racing Team PTT Tech				PROAM			Artur Janosz				Q1 by EMG Motorsport			
Lap	D	Time	Sector 1	Sector 2	Sector 3	T. Spd	Elapsed	Lap	D	Time	Sector 1	Sector 2	Sector 3	T. Spd	Elapsed						
1	1	2:03.719	39.618	46.229	37.872	232.2	2:03.719	1	1	2:08.015	41.737	46.997	39.281	228.8	2:08.015						
2	1	1:55.402	33.165	44.725	37.512	250.0	3:59.121	2	1	1:57.889	34.374	44.663	38.852	247.7	4:05.904						
3	1	1:55.945	32.832	44.563	38.550	250.5	5:55.066	3	1	1:56.469	33.307	44.364	38.798	248.2	6:02.373						
4	1	1:54.430	32.944	43.583	37.903	248.2	7:49.496	4	1	1:54.759	32.990	44.083	37.686	246.5	7:57.132						
5	1	1:53.783	32.429	43.633	37.721	248.8	9:43.279	5	1	1:55.020	32.805	44.050	38.165	248.8	9:52.152						
6	1	1:54.069	32.509	43.887	37.673	248.8	11:37.348	6	1	1:54.583	33.219	44.550	36.814	250.5	11:46.735						
7	1	1:54.541	32.617	44.133	37.791	250.0	13:31.889	7	1	1:55.376	32.985	43.804	38.587	247.1	13:42.111						
8	1	1:54.252	32.577	43.895	37.780	251.1	15:26.141	8	1	1:56.703	33.136	44.744	38.823	246.0	15:38.814						
9	1	1:54.622	32.932	43.892	37.798	250.5	17:20.763	9	1	1:54.708	32.813	44.200	37.695	250.0	17:33.522						
10	1	1:54.470	32.698	43.695	38.077	251.1	19:15.233	10	1	1:56.070	32.949	44.861	38.260	250.5	19:29.592						
11	1	1:55.701	32.850	44.540	38.311	250.5	21:10.934	11	1	1:57.085	33.574	44.617	38.894	248.8	21:26.677						
12	1	1:55.765	32.965	44.320	38.480	250.0	23:06.699	12	1	2:06.869	34.096	45.156	47.617	247.1	23:33.546						
13	1	1:55.505	32.908	44.339	38.258	251.1	25:02.204	13	1	1:59.739	35.659	45.187	38.893	235.2	25:33.285						
14	1	2:03.308	34.835	46.657	41.816	250.0	27:05.512	14	1	1:55.624	33.472	44.113	38.039	249.4	27:28.909						
15	1	1:59.821 P	33.222	44.532	42.067	251.7	29:05.333	15	1	2:01.048 P	32.925	44.734	43.389	251.7	29:29.957						
16	2	4:35.304	3:13.059	44.486	37.759	169.5	33:40.637	16	2	4:25.858	3:03.380	44.942	37.536	170.0	33:55.815						
17	2	1:52.254	32.438	43.023	36.793	248.8	35:32.891	17	2	1:54.193	32.602	44.215	37.376	250.0	35:50.008						
18	2	1:51.450	32.099	42.771	36.580	250.0	37:24.341	18	2	1:53.134	32.397	43.415	37.322	250.5	37:43.142						
19	2	1:51.478	32.031	42.759	36.688	250.5	39:15.819	19	2	1:53.906	32.742	44.110	37.054	250.5	39:37.048						
20	2	1:51.322	31.948	42.832	36.542	250.5	41:07.141	20	2	1:52.810	32.334	43.189	37.287	250.5	41:29.858						
21	2	1:52.277	32.223	43.330	36.724	250.5	42:59.418	21	2	1:52.681	32.211	43.237	37.233	252.3	43:22.539						
22	2	1:51.621	32.049	42.936	36.636	251.7	44:51.039	22	2	1:54.664	32.550	44.713	37.401	251.1	45:17.203						
23	2	1:51.915	32.135	42.994	36.786	251.1	46:42.954	23	2	1:53.600	32.613	43.583	37.404	251.7	47:10.803						
24	2	1:53.214	32.225	44.081	36.908	250.5	48:36.168	24	2	1:54.744	32.769	44.764	37.211	254.1	49:05.547						
25	2	1:52.143	32.234	43.101	36.808	251.7	50:28.311	25	2	1:54.041	32.580	43.720	37.741	252.9	50:59.588						
26	2	1:52.480	32.328	43.216	36.936	251.1	52:20.791	26	2	1:54.404	32.415	43.836	38.153	253.5	52:53.992						
27	2	1:52.968	32.995	43.067	36.906	252.3	54:13.759	27	2	1:54.816	32.893	44.174	37.749	253.5	54:48.808						
28	2	1:52.448	32.339	43.224	36.885	251.7	56:06.207	28	2	1:55.735	32.762	43.980	38.993	252.3	56:44.543						
29	2	1:52.878	32.555	43.293	37.030	251.7	57:59.085	29	2	1:56.619	33.315	44.568	38.736	253.5	58:41.162						
30	2	1:52.715	32.314	43.265	37.136	251.7	59:51.800	30	2	1:58.008	33.370	44.866	39.772	255.3	1:00:39.170						
31	2	1:52.683	32.368	43.284	37.031	251.1	1:01:44.483	31	2	1:55.864	32.974	44.537	38.353	254.7	1:02:35.034						
32	2	1:52.794	32.342	43.405	37.047	251.1	1:03:37.277	32	2		32.960			255.3							
33	2	1:56.815	33.244	44.666	38.905	251.7	1:05:34.092														
34	2	3:03.522	34.846	1:23.315	1:05.361	237.8	1:08:37.614														
35	2	3:07.370	1:03.290	1:12.337	51.743	86.2	1:11:44.984														





Circuit de Barcelona
GT Cup Open Europe
Race - 1
Lap Analysis



27 Marcio Mauro Porsche 911 GT3 Cup gen 2 32 Fernando Fortes Porsche 911 GT3 Cup gen 2

AM Oscar Aristot Three Sixty Racing Team AM Three Sixty Racing Team

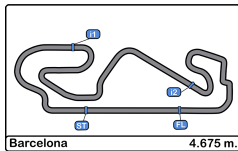
Lap	D	Time	Sector 1	Sector 2	Sector 3	T. Spd	Elapsed	Lap	D	Time	Sector 1	Sector 2	Sector 3	T. Spd	Elapsed
1	1	2:05.894	41.034	46.036	38.824	247.1	2:05.894	1	1	2:05.525	39.949	46.864	38.712	238.9	2:05.525
2	1	1:56.706	33.541	44.914	38.251	248.2	4:02.600	2	1	1:56.086	33.333	44.437	38.316	247.7	4:01.611
3	1	1:56.524	33.445	44.954	38.125	249.4	5:59.124	3	1	1:55.288	32.943	44.432	37.913	247.7	5:56.899
4	1	1:56.261	33.217	44.626	38.418	250.0	7:55.385	4	1	1:55.585	32.929	44.210	38.446	251.1	7:52.484
5	1	1:56.096	33.337	44.741	38.018	249.4	9:51.481	5	1	1:54.431	32.677	44.013	37.741	249.4	9:46.915
6	1	1:56.429	33.239	44.714	38.476	247.7	11:47.910	6	1	1:55.051	32.630	44.646	37.775	249.4	11:41.966
7	1	1:56.261	33.129	45.046	38.086	250.5	13:44.171	7	1	1:55.153	32.676	43.917	38.560	250.5	13:37.119
8	1	1:56.184	33.063	44.609	38.512	251.1	15:40.355	8	1	1:55.784	32.928	44.772	38.084	250.0	15:32.903
9	1	1:56.631	33.255	45.021	38.355	250.0	17:36.986	9	1	1:55.071	32.603	44.278	38.190	250.5	17:27.974
10	1	1:57.163	33.262	44.613	39.288	247.7	19:34.149	10	1	1:55.304	32.584	44.001	38.719	250.0	19:23.278
11	1	1:57.449	33.517	45.489	38.443	246.5	21:31.598	11	1	2:02.297	35.393	46.399	40.505	231.2	21:25.575
12	1	2:02.920	33.443	45.042	44.435	247.7	23:34.518	12	1	2:06.142	34.120	45.063	46.959	247.1	23:31.717
13	1	1:58.987	35.342	45.074	38.571	234.7	25:33.505	13	1	1:59.920	36.140	45.166	38.614	228.3	25:31.637
14	1	1:56.681	33.723	44.673	38.285	247.1	27:30.186	14	1	1:55.808	33.279	44.511	38.018	248.8	27:27.445
15	1	1:56.811	33.228	44.958	38.625	250.0	29:26.997	15	1	2:01.230 P	32.992	44.366	43.872	250.0	29:28.675
16	1	1:57.772	33.526	45.635	38.611	248.8	31:24.769	16	1	4:55.381	3:31.323	45.407	38.651	164.3	34:24.056
17	1	2:05.521 P	33.593	46.083	45.845	247.7	33:30.290	17	1	1:55.819	33.168	44.524	38.127	246.5	36:19.875
18	2	4:33.660	3:08.278	46.087	39.295	161.9	38:03.950	18	1	1:55.368	32.949	44.393	38.026	248.2	38:15.243
19	2	1:58.351	33.962	45.451	38.938	244.8	40:02.301	19	1	1:55.341	32.901	44.166	38.274	248.2	40:10.584
20	2	1:58.015	33.762	45.282	38.971	248.2	42:00.316	20	1	1:55.426	32.869	44.346	38.211	249.4	42:06.010
21	2	1:57.073	33.524	44.933	38.616	247.7	43:57.389	21	1	1:55.442	32.881	44.429	38.132	249.4	44:01.452
22	2	1:58.429	33.858	44.920	39.651	247.7	45:55.818	22	1	1:57.723	33.011	44.977	39.735	249.4	45:59.175
23	2	2:28.171	33.989	44.950	1:09.232	245.4	48:23.989	23	1	1:58.821	33.592	44.660	40.569	244.3	47:57.996
24	2	1:58.633	33.956	45.517	39.160	243.7	50:22.622	24	1	1:56.162	32.960	44.316	38.886	250.0	49:54.158
25	2	1:57.456	33.660	45.216	38.580	247.1	52:20.078	25	1	1:56.325	33.323	44.440	38.562	250.0	51:50.483
26	2	2:01.827	36.014	45.970	39.843	247.1	54:21.905	26	1	1:55.951	33.208	44.548	38.195	249.4	53:46.434
27	2	1:58.832	33.838	46.067	38.927	247.1	56:20.737	27	1	1:56.605	33.360	44.663	38.582	248.8	55:43.039
28	2	1:58.282	33.608	45.694	38.980	250.0	58:19.019	28	1	1:57.523	33.249	45.330	38.944	249.4	57:40.562
29	2	1:58.183	33.961	45.327	38.895	248.2	1:00:17.202	29	1	1:56.769	33.349	44.805	38.615	248.2	59:37.331
30	2	2:01.020	33.966	47.141	39.913	247.1	1:02:18.222	30	1	1:55.793	33.138	44.572	38.083	249.4	1:01:33.124
31	2	2:00.240	34.737	45.948	39.555	246.5	1:04:18.462	31	1	1:56.755	33.786	44.480	38.489	250.0	1:03:29.879
32	2	2:02.558	35.545	47.308	39.705	211.7	1:06:21.020	32	1	2:02.888	33.286	49.646	39.956	248.2	1:05:32.767
33	2	2:28.227	34.017	51.460	1:02.750	246.5	1:08:49.247	33	1	3:03.549	34.779	1:22.498	1:06.272	243.7	1:08:36.316
34	2	3:07.107	1:04.172	1:12.775	50.160	75.2	1:11:56.354	34	1	3:07.641	1:02.698	1:12.614	52.329	92.3	1:11:43.957

44 Eugenio Pisani Porsche 911 GT3 Cup gen 1

PROAM Stefano Bozzoni CAME Racing Team

Lap	D	Time	Sector 1	Sector 2	Sector 3	T. Spd	Elapsed
1	2	2:10.601	42.270	47.562	40.769	235.2	2:10.601
2	2	2:03.273	36.144	46.816	40.313	244.3	4:13.874
3	2	2:00.506	34.687	46.054	39.765	244.3	6:14.380
4	2	2:00.146	34.409	46.082	39.655	244.8	8:14.526
5	2	2:01.093	34.263	46.081	40.749	244.3	10:15.619
6	2	1:59.669	33.975	45.832	39.862	245.4	12:15.288
7	2	2:00.379	34.276	46.097	40.006	244.8	14:15.667
8	2	2:00.066	34.137	46.112	39.817	245.4	16:15.733
9	2	6:36.720	38.890	46.522	5:11.308	245.4	22:52.453
10	2	2:07.190	38.863	47.160	41.167	219.0	24:59.643
11	2	2:02.752	35.164	46.977	40.611	244.8	27:02.395
12	2	2:17.112 P	34.760	49.552	52.800	246.0	29:19.507





Circuit de Barcelona
GT Cup Open Europe
Race - 1
Lap Analysis



45 Mark Speakerwas Porsche 911 GT3 Cup gen 1 **53** Nicolas Vandierendonck Porsche 992 GT3 Cup

PROAM Jan Antoszewski CAME Racing Team PROAM Dirk Schouten Q1 by EMG Motorsport

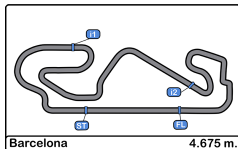
Lap	D	Time	Sector 1	Sector 2	Sector 3	T. Spd	Elapsed	Lap	D	Time	Sector 1	Sector 2	Sector 3	T. Spd	Elapsed
1	2	2:07.197	41.338	46.450	39.409	233.2	2:07.197	1	1	2:04.473	40.598	45.768	38.107	234.7	2:04.473
2	2		40.273			246.5		2	1	1:55.466	32.897	44.769	37.800	249.4	3:59.939

50 Filip Teunkens Porsche 992 GT3 Cup

PROAM Bas Schouten Q1 by EMG Motorsport

Lap	D	Time	Sector 1	Sector 2	Sector 3	T. Spd	Elapsed	Lap	D	Time	Sector 1	Sector 2	Sector 3	T. Spd	Elapsed
1	1	2:03.386	39.359	45.637	38.390	237.3	2:03.386	3	1	1:56.504	32.821	44.206	39.477	249.4	5:56.443
2	1	1:55.269	33.388	44.248	37.633	248.2	3:58.655	4	1	1:54.999	32.726	44.417	37.856	250.0	7:51.442
3	1	2:05.426	32.873	43.638	48.915	248.2	6:04.081	5	1	1:54.651	32.874	43.872	37.905	248.2	9:46.093
4	1	1:54.402	32.982	43.748	37.672	246.5	7:58.483	6	1	1:54.454	32.850	43.862	37.742	248.8	11:40.547
5	1	1:54.434	32.861	43.910	37.663	250.0	9:52.917	7	1	1:55.043	32.851	44.094	38.098	248.2	13:35.590
6	1	1:55.692	32.783	44.468	38.441	249.4	11:48.609	8	1	1:54.577	32.873	43.850	37.854	249.4	15:30.167
7	1	1:54.515	32.731	44.020	37.764	250.0	13:43.124	9	1	1:54.715	33.023	43.737	37.955	248.8	17:24.882
8	1	1:54.328	32.971	44.051	37.306	248.2	15:37.452	10	1	1:54.965	32.905	44.001	38.059	248.8	19:19.847
9	1	1:54.228	32.854	43.813	37.561	248.8	17:31.680	11	1	1:57.826	34.240	44.766	38.820	248.2	21:17.673
10	1	1:54.473	32.839	43.779	37.855	249.4	19:26.153	12	1	1:56.354	33.126	44.273	38.955	247.1	23:14.027
11	1	1:59.743	33.390	45.897	40.456	248.8	21:25.896	13	1	1:56.195	33.116	44.436	38.643	247.7	25:10.222
12	1	2:07.039	34.131	45.341	47.567	243.7	23:32.935	14	1	1:55.564	33.033	44.080	38.451	249.4	27:05.786
13	1	1:59.730	35.515	45.564	38.651	233.2	25:32.665	15	1	1:56.335	33.478	44.634	38.223	252.3	29:02.121
14	1	1:55.287	33.217	44.164	37.906	248.8	27:27.952	16	1	1:59.863 P	32.784	44.263	42.816	249.4	31:01.984
15	1	1:55.650	33.281	44.093	38.276	250.0	29:23.602	17	2	4:35.702	3:14.477	43.928	37.297	171.1	35:37.686
16	1	1:59.712 P	33.377	44.246	42.089	246.0	31:23.314	18	2	1:53.589	32.413	43.351	37.825	248.2	37:31.275
17	2	4:22.009	3:01.472	43.719	36.818	172.2	35:45.323	19	2	1:53.303	32.684	43.482	37.137	248.2	39:24.578
18	2	1:52.326	32.414	43.167	36.745	247.7	37:37.649	20	2	1:53.815	32.738	43.605	37.472	248.8	41:18.393
19	2	1:52.157	32.165	43.221	36.771	248.8	39:29.806	21	2	1:53.583	32.814	43.540	37.229	248.8	43:11.976
20	2	1:54.381	32.512	44.245	37.624	250.5	41:24.187	22	2	1:53.117	32.486	43.452	37.179	249.4	45:05.093
21	2	1:53.815	32.494	43.789	37.532	254.1	43:18.002	23	2	1:53.739	32.546	43.774	37.419	250.0	46:58.832
22	2	1:53.338	32.731	43.680	36.927	254.1	45:11.340	24	2	1:53.992	32.688	43.780	37.524	248.8	48:52.824
23	2	1:52.654	32.411	43.449	36.794	248.8	47:03.994	25	2	1:54.391	32.599	43.682	38.110	248.2	50:47.215
24	2	1:52.475	32.415	43.102	36.958	250.5	48:56.469	26	2	1:53.701	32.576	43.660	37.465	248.8	52:40.916
25	2	1:53.055	32.293	43.615	37.147	250.5	50:49.524	27	2	1:54.252	32.913	43.830	37.509	248.2	54:35.168
26	2	1:52.723	32.362	43.265	37.096	249.4	52:42.247	28	2	1:54.621	33.430	43.664	37.527	248.8	56:29.789
27	2	1:54.747	32.780	43.492	38.475	249.4	54:36.994	29	2	1:54.433	32.671	43.836	37.926	249.4	58:24.222
28	2	1:53.160	32.657	43.376	37.127	249.4	56:30.154	30	2	1:54.640	33.379	43.557	37.704	250.5	1:00:18.862
29	2	1:54.273	32.600	43.737	37.936	251.1	58:24.427	31	2	1:56.252	32.848	45.617	37.787	250.5	1:02:15.114
30	2	1:55.227	33.177	44.031	38.019	253.5	1:00:19.654	32	2	1:55.885	33.270	43.814	38.801	248.8	1:04:10.999
31	2	1:55.697	33.137	44.772	37.788	251.7	1:02:15.351	33	2	1:56.914	33.102	45.544	38.268	249.4	1:06:07.913
32	2	1:56.384	33.267	43.878	39.239	253.5	1:04:11.735	34	2	2:37.740	33.239	1:00:826	1:03:675	247.7	1:08:45.653
33	2	1:57.542	33.500	45.667	38.375	250.5	1:06:09.277	35	2	3:06.715	1:04:518	1:12:446	49.751	87.3	1:11:52.368
34	2	2:37.584	33.077	1:01:211	1:03:296	248.8	1:08:46.861								
35	2	3:08.293	1:04.880	1:12.504	50.909	105.8	1:11:55.154								





Circuit de Barcelona
GT Cup Open Europe
Race - 1
Lap Analysis



54 Jan Lauryssen Porsche 992 GT3 Cup 215 August MacBeth Mercedes AMG GT4

PROAM

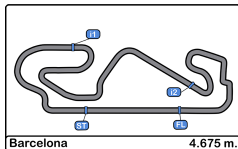
Q1 by EMG Motorsport AM

Albert Estragues

NM Racing Team

Lap	D	Time	Sector 1	Sector 2	Sector 3	T. Spd	Elapsed	Lap	D	Time	Sector 1	Sector 2	Sector 3	T. Spd	Elapsed
1	1	2:01.087	38.264	45.465	37.358	233.7	2:01.087	1	1	2:02.292	39.069	45.067	38.156	242.6	2:02.292
2	1	1:52.716	32.751	43.252	36.713	248.2	3:53.803	2	1	1:53.587	32.745	43.510	37.332	257.1	3:55.879
3	1	1:52.288	32.431	43.060	36.797	248.8	5:46.091	3	1	1:53.395	32.597	43.439	37.359	256.5	5:49.274
4	1	1:52.166	32.384	42.989	36.793	248.8	7:38.257	4	1	1:55.017	32.468	43.696	38.853	255.9	7:44.291
5	1	1:52.342	32.543	43.025	36.774	248.2	9:30.599	5	1	1:53.677	32.702	43.683	37.292	256.5	9:37.968
6	1	1:53.704	32.422	43.159	38.123	248.8	11:24.303	6	1	1:53.788	32.560	43.718	37.510	254.1	11:31.756
7	1	1:52.304	32.361	43.002	36.941	249.4	13:16.607	7	1	1:56.885	34.565	44.592	37.728	254.7	13:28.641
8	1	1:52.556	32.333	43.266	36.957	250.0	15:09.163	8	1	1:53.942	32.626	43.772	37.544	254.7	15:22.583
9	1	1:52.417	32.388	43.170	36.859	249.4	17:01.580	9	1	1:54.277	32.505	43.994	37.778	254.1	17:16.860
10	1	1:52.282	32.285	43.073	36.924	250.5	18:53.862	10	1	1:54.714	32.853	44.082	37.779	254.7	19:11.574
11	1	1:56.429	32.456	44.738	39.235	250.0	20:50.291	11	1	1:55.360	32.907	44.359	38.094	254.1	21:06.934
12	1	2:03.999	33.779	48.992	41.228	243.2	22:54.290	12	1	1:56.897	32.794	45.107	38.996	253.5	23:03.831
13	1	2:06.456	38.372	46.849	41.235	214.7	25:00.746	13	1	1:57.366	32.807	44.491	40.068	253.5	25:01.197
14	1	2:03.419	35.039	47.111	41.269	219.5	27:04.165	14	1	2:03.619	35.265	46.984	41.370	210.5	27:04.816
15	1	1:54.805	32.921	44.057	37.827	248.8	28:58.970	15	1	1:55.067	33.120	44.065	37.882	261.5	28:59.883
16	1	1:53.620	32.719	43.325	37.576	250.0	30:52.590	16	1	1:55.070	32.873	44.274	37.923	259.6	30:54.953
17	1	1:53.486	33.171	43.460	36.855	249.4	32:46.076	17	1	1:56.803	32.771	45.340	38.692	255.9	32:51.756
18	1	1:52.587	32.419	43.102	37.066	248.2	34:38.663	18	1	1:58.841 P	32.773	44.152	41.916	254.7	34:50.597
19	1	1:56.791 P	32.354	43.253	41.184	248.8	36:35.454	19	2	4:38.025	3:13.562	45.736	38.727	139.8	39:28.622
20		4:37.101	3:16.162	43.675	37.264	169.8	41:12.555	20	2	1:55.382	32.844	44.738	37.800	253.5	41:24.004
21		1:53.083	32.553	43.184	37.346	249.4	43:05.638	21	2	1:53.857	32.347	43.743	37.767	256.5	43:17.861
22		1:52.520	32.425	43.210	36.885	250.5	44:58.158	22	2	1:55.524	32.594	44.832	38.098	256.5	45:13.385
23		1:52.362	32.378	42.965	37.019	249.4	46:50.520	23	2	1:54.153	32.676	43.690	37.787	255.9	47:07.538
24		1:52.539	32.390	43.267	36.882	249.4	48:43.059	24	2	1:54.735	32.554	44.062	38.119	255.3	49:02.273
25		1:52.886	32.378	43.472	37.036	250.0	50:35.945	25	2	1:55.560	32.581	44.233	38.746	257.1	50:57.833
26		1:52.797	32.285	43.271	37.241	250.0	52:28.742	26	2	1:55.794	32.537	44.837	38.420	257.7	52:53.627
27		1:53.757	32.462	44.133	37.162	248.8	54:22.499	27	2	1:54.663	32.858	44.007	37.798	254.7	54:48.290
28		1:53.776	33.191	43.275	37.310	250.5	56:16.275	28	2	1:56.015	32.831	43.949	39.235	254.7	56:44.305
29		1:52.874	32.389	43.321	37.164	249.4	58:09.149	29	2	1:56.642	33.045	44.754	38.843	254.1	58:40.947
30		1:55.432	32.508	44.473	38.451	249.4	1:00:04.581	30	2	1:57.776	32.556	45.668	39.552	255.3	1:00:38.723
31		1:53.652	32.527	43.707	37.418	250.0	1:01:58.233	31	2	1:56.105	32.729	44.928	38.448	255.3	1:02:34.828
32		1:53.496	32.643	43.446	37.407	250.0	1:03:51.729	32	2		32.853			255.9	
33		1:55.183	32.892	44.403	37.888	248.8	1:05:46.912								
34		2:52.372	32.696	1:14.776	1:04.900	248.2	1:08:39.284								
35		3:07.850	1:03.782	1:11.945	52.123	88.1	1:11:47.134								





Circuit de Barcelona
GT Cup Open Europe
Race - 1
Lap Analysis



991

Dino Zamparelli

Porsche 911 GT3 Cup gen 2

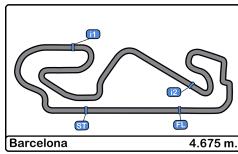
PROAM

Jan Klingelberg

Valluga Racing

Lap	D	Time	Sector 1	Sector 2	Sector 3	T. Spd	Elapsed
1	1	2:01.834	38.749	45.197	37.888	240.5	2:01.834
2	1	1:53.085	32.618	43.510	36.957	251.7	3:54.919
3	1	1:52.859	32.493	43.530	36.836	252.9	5:47.778
4	1	1:52.539	32.449	43.069	37.021	251.7	7:40.317
5	1	1:52.926	32.286	43.009	37.631	251.7	9:33.243
6	1	1:52.935	32.916	43.218	36.801	253.5	11:26.178
7	1	1:52.176	32.305	43.040	36.831	252.9	13:18.354
8	1	1:52.574	32.254	43.237	37.083	253.5	15:10.928
9	1	1:52.914	32.459	43.322	37.133	252.9	17:03.842
10	1	1:52.957	32.372	43.357	37.228	254.1	18:56.799
11	1	1:58.785	32.990	46.292	39.503	253.5	20:55.584
12	1	1:59.446	33.845	45.317	40.284	250.0	22:55.030
13	1	2:05.871	38.094	46.745	41.032	204.5	25:00.901
14	1	2:03.575	35.245	47.095	41.235	209.7	27:04.476
15	1	1:54.566	33.061	43.978	37.527	256.5	28:59.042
16	1	1:53.939	33.020	43.510	37.409	246.0	30:52.981
17	1	1:54.050	33.295	43.584	37.171	253.5	32:47.031
18	1	1:53.453	32.476	43.517	37.460	252.9	34:40.484
19	1	1:52.787	32.353	43.250	37.184	252.9	36:33.271
20	1	2:01.193 P	33.325	43.534	44.334	252.3	38:34.464
21	2	4:30.069	3:04.327	46.087	39.655	168.2	43:04.533
22	2	1:57.724	33.797	45.079	38.848	251.1	45:02.257
23	2	1:58.230	33.478	45.388	39.364	251.1	47:00.487
24	2	1:58.789	33.522	44.988	40.279	252.3	48:59.276
25	2	1:57.243	33.445	44.924	38.874	251.7	50:56.519
26	2	1:58.393	33.426	45.749	39.218	251.1	52:54.912
27	2	1:57.533	33.707	44.612	39.214	252.9	54:52.445
28	2	1:57.596	33.301	45.629	38.666	252.3	56:50.041
29	2	1:58.423	33.374	45.743	39.306	252.3	58:48.464
30	2	1:57.525	33.557	45.087	38.881	251.7	1:00:45.989
31	2	1:58.536	33.061	44.885	40.590	252.3	1:02:44.525
32	2	2:01.757	33.462	48.161	40.134	252.3	1:04:46.282
33	2	2:00.204	33.968	47.127	39.109	249.4	1:06:46.486
34	2	2:07.825	33.636	46.005	48.184	250.5	1:08:54.311
35	2	3:07.072	1:04.118	1:12.773	50.181	70.2	1:12:01.383





Circuito de Barcelona
GT Cup Open Europe
Race - 1



Analysis by Lap

Num	Lap Time	Gap
Lap 1		
54	2:01.087	
991	2:01.834	00.747
215	2:02.292	01.205
50	2:03.386	02.299
24	2:03.719	02.632
53	2:04.473	03.386
32	2:05.525	04.438
27	2:05.894	04.807
45	2:07.197	06.110
26	2:08.015	06.928
44	2:10.601	09.514
Num Lap Time Gap		
Lap 2		
54	1:52.716	
991	1:53.085	01.116
215	1:53.587	02.076
50	1:55.269	04.852
24	1:55.402	05.318
53	1:55.466	06.136
32	1:56.086	07.808
27	1:56.706	08.797
26	1:57.889	12.101
44	2:03.273	20.071
Num Lap Time Gap		
Lap 3		
54	1:52.288	
991	1:52.859	01.687
215	1:53.395	03.183
24	1:55.945	08.975
53	1:56.504	10.352
32	1:55.288	10.808
27	1:56.524	13.033
26	1:56.469	16.282
50	2:05.426	17.990
44	2:00.506	28.289
Num Lap Time Gap		
Lap 4		
54	1:52.166	
991	1:52.539	02.060
215	1:55.017	06.034
24	1:54.430	11.239
53	1:54.999	13.185
32	1:55.585	14.227
27	1:56.261	17.128
26	1:54.759	18.875
50	1:54.402	20.226
44	2:00.146	36.269
Num Lap Time Gap		
Lap 5		
54	1:52.342	
991	1:52.926	02.644
215	1:53.677	07.369
24	1:53.783	12.680
53	1:54.651	15.494
32	1:54.431	16.316

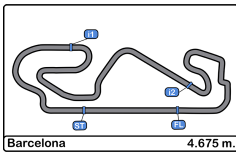
Num	Lap Time	Gap
27	1:56.096	20.882
26	1:55.020	21.553
50	1:54.434	22.318
44	2:01.093	45.020
Num Lap Time Gap		
Lap 6		
54	1:53.704	
991	1:52.935	01.875
215	1:53.788	07.453
24	1:54.069	13.045
53	1:54.454	16.244
32	1:55.051	17.663
26	1:54.583	22.432
27	1:56.429	23.607
50	1:55.692	24.306
44	1:59.669	50.985
Num Lap Time Gap		
Lap 7		
54	1:52.304	
991	1:52.176	01.747
215	1:56.885	12.034
24	1:54.541	15.282
53	1:55.043	18.983
32	1:55.153	20.512
26	1:55.376	25.504
50	1:54.515	26.517
27	1:56.261	27.564
44	2:00.379	59.060
Num Lap Time Gap		
Lap 8		
54	1:52.556	
991	1:52.574	01.765
215	1:53.942	13.420
24	1:54.252	16.978
53	1:54.577	21.004
32	1:55.784	23.740
50	1:54.328	28.289
26	1:56.703	29.651
27	1:56.184	31.192
44	2:00.066	1:06.570
Num Lap Time Gap		
Lap 9		
54	1:52.417	
991	1:52.914	02.262
215	1:54.277	15.280
24	1:54.622	19.183
53	1:54.715	23.302
32	1:55.071	26.394
50	1:54.228	30.100
26	1:54.708	31.942
27	1:56.631	35.406
Num Lap Time Gap		
Lap 10		
54	1:52.282	
991	1:52.957	02.937

Num	Lap Time	Gap
215	1:54.714	17.712
24	1:54.470	21.371
53	1:54.965	25.985
32	1:55.304	29.416
50	1:54.473	32.291
26	1:56.070	35.730
27	1:57.163	40.287
Num Lap Time Gap		
Lap 11		
54	1:56.429	
991	1:58.785	05.293
215	1:55.360	16.643
24	1:55.701	20.643
53	1:57.826	27.382
32	2:02.297	35.284
50	1:59.743	35.605
26	1:57.085	36.386
27	1:57.449	41.307
44	6:36.720	2 Laps
Num Lap Time Gap		
Lap 12		
54	2:03.999	
991	1:59.446	00.740
215	1:56.897	09.541
24	1:55.765	12.409
53	1:56.354	19.737
32	2:06.142	37.427
50	2:07.039	38.645
26	2:06.869	39.256
27	2:02.920	40.228
44	2:07.190	2 Laps
Num Lap Time Gap		
Lap 13		
54	2:06.456	
991	2:05.871	00.155
215	1:57.366	00.451
24	1:55.505	01.458
53	1:56.195	09.476
32	1:59.920	30.891
50	1:59.730	31.919
26	1:59.739	32.539
27	1:58.987	32.759
44	2:02.752	2 Laps
Num Lap Time Gap		
Lap 14		
54	2:03.419	
991	2:03.575	00.311
215	2:03.619	00.651
24	2:03.308	01.347
53	1:55.564	01.621
32	1:55.808	23.280
50	1:55.287	23.787
26	1:55.624	24.744
27	1:56.681	26.021

Num	Lap Time	Gap
Lap 15		
54	1:54.805	
991	1:54.566	00.072
215	1:55.067	00.913
53	1:56.335	03.151
24	1:59.821	06.363
44	2:17.112	3 Laps
50	1:55.650	24.632
27	1:56.811	28.027
32	2:01.230	29.705
26	2:01.048	30.987
Num Lap Time Gap		
Lap 16		
54	1:53.620	
991	1:53.939	00.391
215	1:55.070	02.363
53	1:59.863	09.394
50	1:59.712	30.724
27	1:57.772	32.179
Num Lap Time Gap		
Lap 17		
54	1:53.486	
991	1:54.050	00.955
215	1:56.803	05.680
27	2:05.521	44.214
24	4:35.304	1 Lap
26	4:25.858	1 Lap
32	4:55.381	1 Lap
Num Lap Time Gap		
Lap 18		
54	1:52.587	
991	1:53.453	01.821
215	1:58.841	11.934
24	1:52.254	1 Lap
53	4:35.702	1 Lap
50	4:22.009	1 Lap
26	1:54.193	1 Lap
32	1:55.819	1 Lap
Num Lap Time Gap		
Lap 19		
991	1:52.787	
54	1:56.791	02.183
24	1:51.450	1 Lap
53	1:53.589	1 Lap
50	1:52.326	1 Lap
26	1:53.134	1 Lap
27	4:33.660	1 Lap
32	1:55.368	1 Lap
Num Lap Time Gap		
Lap 20		
991	2:01.193	
24	1:51.478	1 Lap
53	1:53.303	1 Lap
215	4:38.025	1 Lap
50	1:52.157	1 Lap

Num	Lap Time	Gap
26	1:53.906	1 Lap
27	1:58.351	1 Lap
32	1:55.341	1 Lap
24	1:51.322	2:32.677
54	4:37.101	2:38.091
53	1:53.815	2:43.929
215	1:55.382	2:49.540
50	1:54.381	2:49.723
26	1:52.810	2:55.394
27	1:58.015	3:25.852
32	1:55.426	3:31.546
Num Lap Time Gap		
Lap 21		
24	1:52.277	
991	4:30.069	05.115
54	1:53.083	06.220
53	1:53.583	12.558
215	1:53.857	18.443
50	1:53.815	18.584
26	1:52.681	23.121
27	1:57.073	57.971
32	1:55.442	1:02.034
Num Lap Time Gap		
Lap 22		
24	1:51.621	
54	1:52.520	07.119
991	1:57.724	11.218
53	1:53.117	14.054
50	1:53.338	20.301
215	1:55.524	22.346
26	1:54.664	26.164
27	1:58.429	1:04.779
32	1:57.723	1:08.136
Num Lap Time Gap		
Lap 23		
24	1:51.915	
54	1:52.362	07.566
53	1:53.739	15.878
991	1:58.230	17.533
50	1:52.654	21.040
215	1:54.153	24.584
26	1:53.600	27.849
32	1:58.821	1:15.042
27	2:28.171	1:41.035
Num Lap Time Gap		
Lap 24		
24	1:53.214	
54	1:52.539	06.891
53	1:53.992	16.656
50	1:52.475	20.301
991	1:58.789	23.108
215	1:54.735	26.105
26	1:54.744	29.379
32	1:56.162	1:17.990
27	1:58.633	1:46.454





Circuito de Barcelona
GT Cup Open Europe
Race - 1



Analysis by Lap

Num	Lap Time	Gap
-----	----------	-----

Lap 25

24	1:52.143	
54	1:52.886	07.634
53	1:54.391	18.904
50	1:53.055	21.213
991	1:57.243	28.208
215	1:55.560	29.522
26	1:54.041	31.277
32	1:56.325	1:22.172
27	1:57.456	1:51.767

Lap 26

24	1:52.480	
54	1:52.797	07.951
53	1:53.701	20.125
50	1:52.723	21.456
215	1:55.794	32.836
26	1:54.404	33.201
991	1:58.393	34.121
32	1:55.951	1:25.643

Lap 27

24	1:52.968	
27	2:01.827	1 Lap
54	1:53.757	08.740
53	1:54.252	21.409
50	1:54.747	23.235
215	1:54.663	34.531
26	1:54.816	35.049
991	1:57.533	38.686
32	1:56.605	1:29.280

Lap 28

24	1:52.448	
54	1:53.776	10.068
27	1:58.832	1 Lap
53	1:54.621	23.582
50	1:53.160	23.947
215	1:56.015	38.098
26	1:55.735	38.336
991	1:57.596	43.834
32	1:57.523	1:34.355

Lap 29

24	1:52.878	
54	1:52.874	10.064
27	1:58.282	1 Lap
53	1:54.433	25.137
50	1:54.273	25.342
215	1:56.642	41.862
26	1:56.619	42.077
991	1:58.423	49.379
32	1:56.769	1:38.246

Num	Lap Time	Gap
-----	----------	-----

Lap 30

24	1:52.715	
54	1:55.432	12.781
27	1:58.183	1 Lap
53	1:54.640	27.062
50	1:55.227	27.854
215	1:57.776	46.923
26	1:58.008	47.370
991	1:57.525	54.189
32	1:55.793	1:41.324

Lap 31

24	1:52.683	
54	1:53.652	13.750
53	1:56.252	30.631
50	1:55.697	30.868
27	2:01.020	1 Lap
215	1:56.105	50.345
26	1:55.864	50.551
991	1:58.536	1:00.042
32	1:56.755	1:45.396

Lap 32

24	1:52.794	
54	1:53.496	14.452
53	1:55.885	33.722
50	1:56.384	34.458
27	2:00.240	1 Lap
991	2:01.757	1:09.005
32	2:02.888	1:55.490

Lap 33

24	1:56.815	
54	1:55.183	12.820
53	1:56.914	33.821
50	1:57.542	35.185
27	2:02.558	1 Lap
991	2:00.204	1:12.394
32	3:03.549	3:02.224

Lap 34

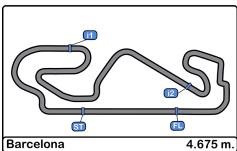
24	3:03.522	
54	2:52.372	01.670
53	2:37.740	08.039
50	2:37.584	09.247
27	2:28.227	1 Lap
991	2:07.825	16.697
32	3:07.641	3:06.343

Lap 35

24	3:07.370	
54	3:07.850	02.150
53	3:06.715	07.384
50	3:08.293	10.170
27	3:07.107	1 Lap

Num	Lap Time	Gap
991	3:07.072	16.399





Circuito de Barcelona

GT Cup Open Europe

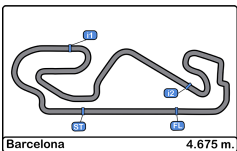
Race - 1

Best Sectors Results



Sector - 1				Sector - 2				Sector - 3				Ideal Lap vs Best Lap				
Clas	Nº	Driver	Time	Nº	Driver	Time	Nº	Driver	Time	Clas	Nº	Driver	Ideal Lap	Best Lap	Clas	
1	24	Blazek - Lisowski	31.948	24	Blazek - Lisowski	42.759	24	Blazek - Lisowski	36.542	1	24	Blazek - Lisowski	1:51.249	1:51.322	1	
2	50	Teunkens - Schouten	32.165	54	Jan Lauryszen	42.965	54	Jan Lauryszen	36.713	2	54	Jan Lauryszen	1:51.963	1:52.166	3	
3	26	Darmetko - Janosz	32.211	991	Zamparelli - Klingelberg	43.009	50	Teunkens - Schouten	36.745	3	50	Teunkens - Schouten	1:52.012	1:52.157	2	
4	991	Zamparelli - Klingelberg	32.254	50	Teunkens - Schouten	43.102	991	Zamparelli - Klingelberg	36.801	4	991	Zamparelli - Klingelberg	1:52.064	1:52.176	4	
5	54	Jan Lauryszen	32.285	26	Darmetko - Janosz	43.189	26	Darmetko - Janosz	36.814	5	26	Darmetko - Janosz	1:52.214	1:52.681	5	
6	215	MacBeth - Estragues	32.347	53	Vandierendonck - Schouten	43.351	53	Vandierendonck - Schouten	37.137	6	53	Vandierendonck - Schouten	1:52.901	1:53.117	6	
7	53	Vandierendonck - Schouten	32.413	215	MacBeth - Estragues	43.439	215	MacBeth - Estragues	37.292	7	215	MacBeth - Estragues	1:53.078	1:53.395	7	
8	32	Fernando Fortes	32.584	32	Fernando Fortes	43.917	32	Fernando Fortes	37.741	8	32	Fernando Fortes	1:54.242	1:54.431	8	
9	27	Mauro - Aristot	33.063	27	Mauro - Aristot	44.609	27	Mauro - Aristot	38.018	9	27	Mauro - Aristot	1:55.690	1:56.096	9	
10	44	Pisani - Bozzoni	33.975	44	Pisani - Bozzoni	45.832	45	Speakerwas - Antoszewski	39.409	10	44	Pisani - Bozzoni	1:59.462	1:59.669	10	
11	45	Speakerwas - Antoszewski	40.273	45	Speakerwas - Antoszewski	46.450	44	Pisani - Bozzoni	39.655	11	45	Speakerwas - Antoszewski	2:06.132	2:07.197	11	



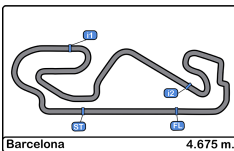


Circuito de Barcelona
 GT Cup Open Europe
 Race - 1
 Leader Sequence



N°	Entrant/Team	Nat	Driver 1	Nat	Driver 2	Nat	Vehicle	Cat	Start Lap	End Lap	Laps	Total Laps
54	Q1 by EMG Motorsport		Jan Laurysen				Porsche 992 GT3 Cup	PROAM	1	18	18	18
991	Valluga Racing		<u>Dino Zamparelli</u>		Jan Klingelberg		Porsche 911 GT3 Cup gen 2	PROAM	19	20	2	2
24	A&P Racing Team PTT Tech Support		<u>Maciej Blazek</u>		Mateusz Lisowski		Porsche 991 GT3 Cup gen 2	PROAM	21	35	15	15



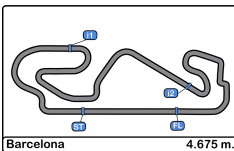


Circuito de Barcelona
GT Cup Open Europe
Race - 1
Best 5 Lap Times



Cl	N°	Entrant/Team	Nat	Driver 1	Nat	Driver 2	Nat	Vehicle	Cat	Cl	Best 1		Best 2		Best 3		Best 4		Best 5	
											Time	Lap	Time	Lap	Time	Lap	Time	Lap	Time	Lap
1	24	A&P Racing Team PTT Tech Support	POL	Maciej Blazek	POL	Mateusz Lisowski	POL	Porsche 991 GT3 Cup gen 2	PROAM	1	1:51.322	20	1:51.450	18	1:51.478	19	1:51.621	22	1:51.915	23
2	50	Q1 by EMG Motorsport	BEL	Filip Teunkens	BEL	Bas Schouten	NLD	Porsche 992 GT3 Cup	PROAM	2	1:52.157	19	1:52.326	18	1:52.475	24	1:52.654	23	1:52.723	26
3	54	Q1 by EMG Motorsport	BEL	Jan Laurysen	BEL			Porsche 992 GT3 Cup	PROAM	3	1:52.166	4	1:52.282	10	1:52.288	3	1:52.304	7	1:52.342	5
4	991	Valluga Racing	GBR	Dino Zamparelli	GBR	Jan Klingenberg	CHE	Porsche 911 GT3 Cup gen 2	PROAM	4	1:52.176	7	1:52.539	4	1:52.574	8	1:52.787	19	1:52.859	3
5	26	Q1 by EMG Motorsport	POL	Maciej Darmetko	POL	Artur Janosz	POL	Porsche 911 GT3 Cup gen 2	PROAM	5	1:52.681	21	1:52.810	20	1:53.134	18	1:53.600	23	1:53.906	19
6	53	Q1 by EMG Motorsport	BEL	Nicolas Vandierendonck	BEL	Dirk Schouten	NLD	Porsche 992 GT3 Cup	PROAM	6	1:53.117	22	1:53.303	19	1:53.583	21	1:53.589	18	1:53.701	26
7	215	NM Racing Team	ESP	August MacBeth	CHE	Albert Estragues	ESP	Mercedes AMG GT4	AM	1	1:53.395	3	1:53.587	2	1:53.677	5	1:53.788	6	1:53.857	21
8	32	Three Sixty Racing Team	AND	Fernando Fortes	BRA			Porsche 911 GT3 Cup gen 2	AM	2	1:54.431	5	1:55.051	6	1:55.071	9	1:55.153	7	1:55.288	3
9	27	Three Sixty Racing Team	AND	Marcio Mauro	BRA	Oscar Aristot	AND	Porsche 911 GT3 Cup gen 2	AM	3	1:56.096	5	1:56.184	8	1:56.261	4	1:56.261	7	1:56.429	6
10	44	CAME Racing Team	ITA	Eugenio Pisani	ITA	Stefano Bozzoni	ITA	Porsche 911 GT3 Cup gen 1	PROAM	7	1:59.669	6	2:00.066	8	2:00.146	4	2:00.379	7	2:00.506	3
11	45	CAME Racing Team	ITA	Mark Speakerwas	ITA	Jan Antoszewski	POL	Porsche 911 GT3 Cup gen 1	PROAM	8	2:07.197	1								



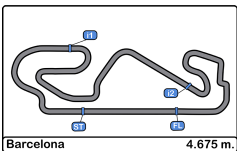


Circuito de Barcelona
GT Cup Open Europe
Race - 1
Best 5 Top Speeds



Cl	N°	Entrant/Team	Nat	Driver 1	Nat	Driver 2	Nat	Vehicle	Cat	Cl	Top 1		Top 2		Top 3		Top 4		Top 5		Avg
											Km/h	Lap	Km/h	Lap	Km/h	Lap	Km/h	Lap	Km/h	Lap	
1	215	NM Racing Team	ESP	August MacBeth	CHE	Albert Estragues	ESP	Mercedes AMG GT4	AM	1	261.5	15	259.6	16	257.7	26	257.1	2	257.1	25	258.6
2	991	Valluga Racing	GBR	Dino Zamparelli	GBR	Jan Klingelberg	CHE	Porsche 911 GT3 Cup gen 2	PROAM	1	256.5	15	254.1	10	253.5	6	253.5	8	253.5	11	254.2
3	26	Q1 by EMG Motorsport	BEL	Maciej Darmetko	POL	Artur Janosz	POL	Porsche 911 GT3 Cup gen 2	PROAM	2	255.3	30	255.3	32	254.7	31	254.1	24	253.5	26	254.5
4	50	Q1 by EMG Motorsport	BEL	Filip Teunkens	BEL	Bas Schouten	NLD	Porsche 992 GT3 Cup	PROAM	3	254.1	21	254.1	22	253.5	30	253.5	32	251.7	31	253.4
5	24	A&P Racing Team PTT Tech Support	POL	Maciej Blazek	POL	Mateusz Lisowski	POL	Porsche 991 GT3 Cup gen 2	PROAM	4	252.3	27	251.7	15	251.7	22	251.7	25	251.7	28	251.8
6	53	Q1 by EMG Motorsport	BEL	Nicolas Vandierendonck	BEL	Dirk Schouten	NLD	Porsche 992 GT3 Cup	PROAM	5	252.3	15	250.5	30	250.5	31	250.0	4	250.0	23	250.6
7	27	Three Sixty Racing Team	AND	Marcio Mauro	BRA	Oscar Aristot	AND	Porsche 911 GT3 Cup gen 2	AM	2	251.1	8	250.5	7	250.0	4	250.0	9	250.0	15	250.3
8	32	Three Sixty Racing Team	AND	Fernando Fortes	BRA			Porsche 911 GT3 Cup gen 2	AM	3	251.1	4	250.5	7	250.5	9	250.0	8	250.0	10	250.4
9	54	Q1 by EMG Motorsport	BEL	Jan Laurysen	BEL			Porsche 992 GT3 Cup	PROAM	6	250.5	10	250.5	22	250.5	28	250.0	8	250.0	11	250.3
10	45	CAME Racing Team	ITA	Mark Speakerwas	ITA	Jan Antoszewski	POL	Porsche 911 GT3 Cup gen 1	PROAM	7	246.5	2	233.2	1							239.9
11	44	CAME Racing Team	ITA	Eugenio Pisani	ITA	Stefano Bozzoni	ITA	Porsche 911 GT3 Cup gen 1	PROAM	8	246.0	12	245.4	6	245.4	8	245.4	9	244.8	4	245.4





Circuito de Barcelona

GT Cup Open Europe

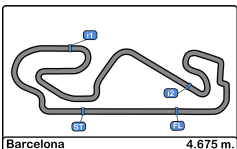
Race - 1

Fastest Laps Sequence



Lap	Time of Day	Session Time	Nº	Entrant/Team	Nat	Driver 1	Nat	Driver 2	Nat	Vehicle	Cat	Time	Km/h
2	14:57:15.792	2:15.792	54	Q1 by EMG Motorsport		Jan Laurysen				Porsche 992 GT3 Cup	PROAM	1:52.716	149.3
3	14:59:08.080	4:08.080	54	Q1 by EMG Motorsport		Jan Laurysen				Porsche 992 GT3 Cup	PROAM	1:52.288	149.8
4	15:01:00.246	6:00.246	54	Q1 by EMG Motorsport		Jan Laurysen				Porsche 992 GT3 Cup	PROAM	1:52.166	150.0
18	15:30:46.330	35:46.330	24	A&P Racing Team PTT Tech Support		Maciej Blazek		Mateusz Lisowski		Porsche 991 GT3 Cup gen 2	PROAM	1:51.450	151.0
20	15:34:29.130	39:29.130	24	A&P Racing Team PTT Tech Support		Maciej Blazek		Mateusz Lisowski		Porsche 991 GT3 Cup gen 2	PROAM	1:51.322	151.1





Circuito de Barcelona

GT Cup Open Europe

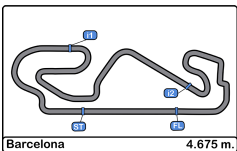
Race - 1

Event Best Maximum Speed



Nº	Entrant/Team	Nat	Driver 1	Nat	Driver 2	Nat	Vehicle	Cat	Km/h	Session
215	NM Racing Team		August MacBeth		Albert Estragues		Mercedes AMG GT4	AM	261.5	Race - 1
991	Valluga Racing		Dino Zamparelli		Jan Klingelberg		Porsche 911 GT3 Cup gen 2	PROAM	256.5	Race - 1
26	Q1 by EMG Motorsport		Maciej Darmetko		Artur Janosz		Porsche 911 GT3 Cup gen 2	PROAM	255.3	Race - 1
50	Q1 by EMG Motorsport		Filip Teunkens		Bas Schouten		Porsche 992 GT3 Cup	PROAM	254.1	Race - 1
24	A&P Racing Team PTT Tech Support		Maciej Blazek		Mateusz Lisowski		Porsche 991 GT3 Cup gen 2	PROAM	253.5	Qualifying - 1 Driver - 1
45	CAME Racing Team		Mark Speakerwas		Jan Antoszewski		Porsche 911 GT3 Cup gen 1	PROAM	252.3	Free Practice - 2
53	Q1 by EMG Motorsport		Nicolas Vandierendonck		Dirk Schouten		Porsche 992 GT3 Cup	PROAM	252.3	Race - 1
32	Three Sixty Racing Team		Fernando Fortes		Oscar Aristot		Porsche 911 GT3 Cup gen 2	AM	251.7	Qualifying - 1 Driver - 1
27	Three Sixty Racing Team		Marcio Mauro		Oscar Aristot		Porsche 911 GT3 Cup gen 2	AM	251.7	Qualifying - 1 Driver - 1
44	CAME Racing Team		Eugenio Pisani		Stefano Bozzoni		Porsche 911 GT3 Cup gen 1	PROAM	251.1	Free Practice - 2
54	Q1 by EMG Motorsport		Jan Laurysse		Stefano Bozzoni		Porsche 992 GT3 Cup	PROAM	251.1	Qualifying - 1 Driver - 1





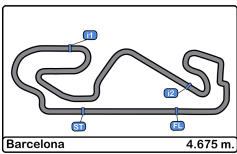
Circuito de Barcelona
GT Cup Open Europe
Race - 1
Lap Chart



LAP

Nr	Po	Grid	1	2	3	4	5	6	7	8	9	10	11	12	13	14	15	16	17	18	19	20	21	22	23	24	25	26	27	28	29	30	31	32	33	34	35	
54	1	54	54	54	54	54	54	54	54	54	54	54	54	54	54	54	54	54	54	54	54	991	991	24	24	24	24	24	24	24	24	24	24	24	24	24	24	
991	2	991	991	991	991	991	991	991	991	991	991	991	991	991	991	991	991	991	991	991	991	54	24	991	54	54	54	54	54	54	54	54	54	54	54	54	54	54
24	3	24	215	215	215	215	215	215	215	215	215	215	215	215	215	215	215	215	215	215	24	54	54	991	53	53	53	53	53	53	53	53	53	53	53	53	53	53
50	4	50	50	50	24	24	24	24	24	24	24	24	24	24	24	24	53	53	27	24	53	53	53	991	50	50	50	50	50	50	50	50	50	50	50	50	50	
215	5	215	24	24	53	53	53	53	53	53	53	53	53	53	53	53	24	50	24	53	215	215	215	50	50	991	991	215	215	215	215	215	215	991	991	991	991	
53	6	53	53	53	32	32	32	32	32	32	32	32	32	32	32	32	50	27	53	50	50	50	50	215	215	215	215	26	26	26	26	26	26	26	32	32	32	
45	7	45	32	32	27	27	27	26	26	50	50	50	50	50	50	50	27	24	50	26	26	26	26	26	26	26	26	991	991	991	991	991	991	991	27	27	27	
26	8	26	27	27	26	26	26	27	50	26	26	26	26	26	26	26	32	26	26	27	27	27	27	27	32	32	32	32	32	32	32	32	32	32	32	32	32	
32	9	32	45	26	50	50	50	50	27	27	27	27	27	27	27	27	26	32	32	32	32	32	32	27	27	27	27	27	27	27	27	27	27	27	27	27	27	
27	10	27	26	44	44	44	44	44	44	44	44	44	44	44	44	44	44	44	44	44	44	44	44	44	44	44	44	44	44	44	44	44	44	44	44	44	44	
44	11	44	44	44	44	44	44	44	44	44	44	44	44	44	44	44	44	44	44	44	44	44	44	44	44	44	44	44	44	44	44	44	44	44	44	44	44	

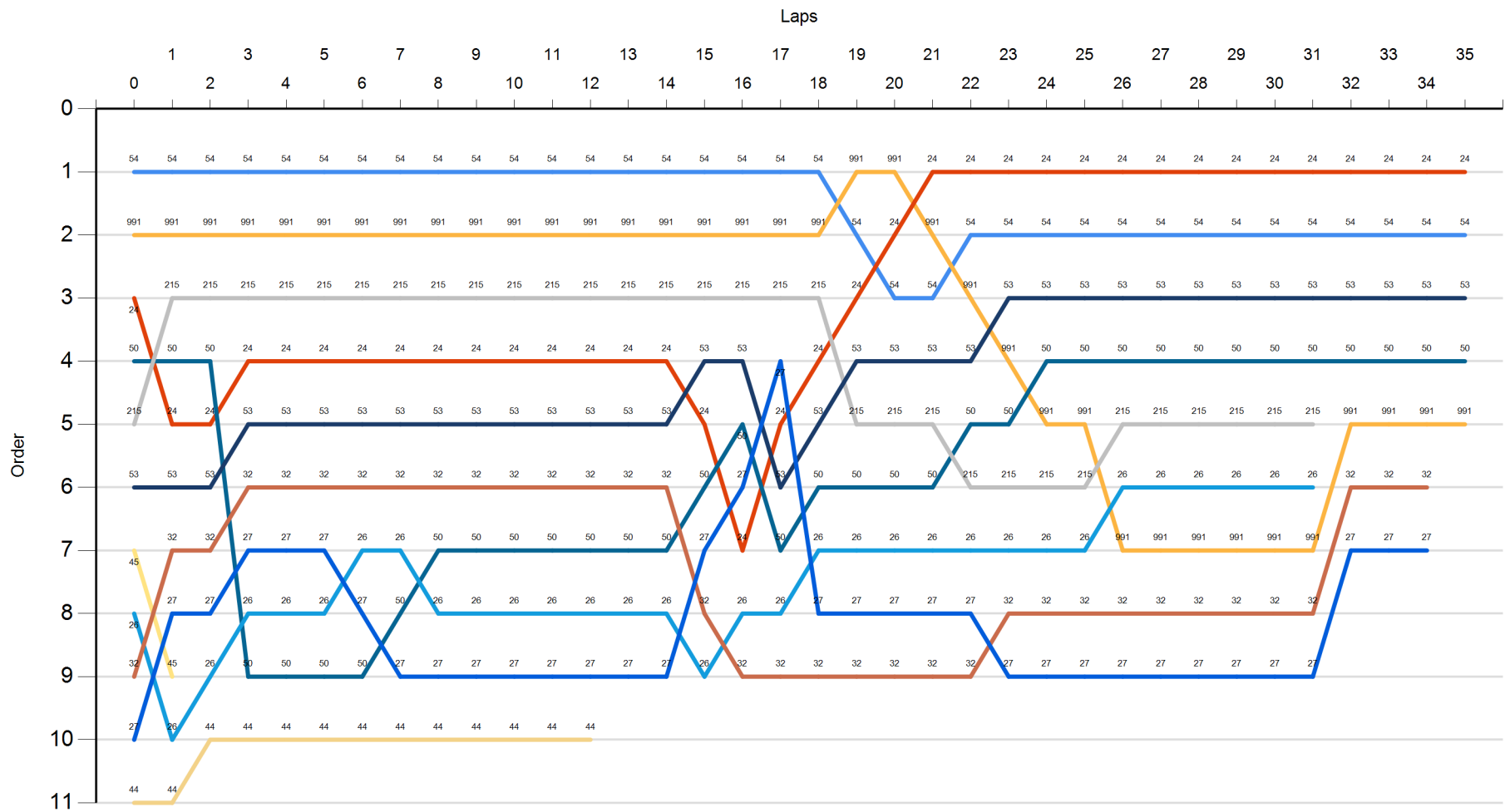


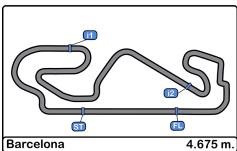


Circuito de Barcelona
 GT Cup Open Europe
 Race - 1
 Graphic Lap Chart



- 54
- 991
- 24
- 50
- 215
- 53
- 45
- 26
- 32
- 27
- 44



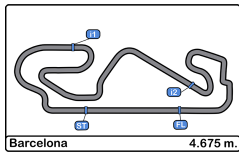


Circuito de Barcelona
GT Cup Open Europe
Race - 1
Pit Stop Analysis



Nr.	In Day Time	Entrant/Team	Nat	Driver 1	Nat	Driver 2	Nat	Vehicle	Cat	In Time	Stop N°	Pit Time	Handicap	Diff.
24	15:22:24.817	A&P Racing Team PTT Tech Su		Maciej Blazek		Mateusz Lisowski		Porsche 991 GT3 Cup gen 2	PROAM	29:02.829	1	2:42.540		
32	15:22:48.123	Three Sixty Racing Team		Fernando Fortes				Porsche 911 GT3 Cup gen 2	AM	29:26.134	1	2:58.660		
26	15:22:49.433	Q1 by EMG Motorsport		Maciej Darmetko		Artur Janosz		Porsche 911 GT3 Cup gen 2	PROAM	29:27.444	1	2:31.280		
53	15:24:21.393	Q1 by EMG Motorsport		Nicolas Vandierendonck		Dirk Schouten		Porsche 992 GT3 Cup	PROAM	30:59.404	1	2:44.968		
50	15:24:43.053	Q1 by EMG Motorsport		Filip Teunkens		Bas Schouten		Porsche 992 GT3 Cup	PROAM	31:21.064	1	2:31.806		
27	15:26:49.757	Three Sixty Racing Team		Marcio Mauro		Oscar Aristot		Porsche 911 GT3 Cup gen 2	AM	33:27.768	1	2:35.565		
215	15:28:10.072	NM Racing Team		August MacBeth		Albert Estragues		Mercedes AMG GT4	AM	34:48.083	1	2:38.684		
54	15:29:54.979	Q1 by EMG Motorsport		Jan Lauryssen				Porsche 992 GT3 Cup	PROAM	36:32.990	1	2:45.440		
991	15:31:52.601	Valluga Racing		Dino Zamparelli		Jan Klingelberg		Porsche 911 GT3 Cup gen 2	PROAM	38:30.612	1	2:34.151		





Circuit de Barcelona
GT Cup Open Europe
Race - 1
Weather Report



Air Temperature
 Sin datos disponibles

Track Temperature
 Sin datos disponibles

Humidity
 Sin datos disponibles

Pressure
 Sin datos disponibles

Wind Speed
 Sin datos disponibles

Wind direction
 North = 0°/360° Est = 90° South = 180° West= 270°
 Sin datos disponibles

