

Circuito de Barcelona
GT Cup Open Europe
Qualifying - 1 Driver - 1
Provisional Results



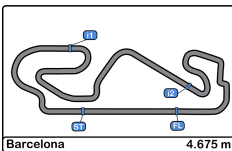
Cls	Nº	Entrant/Team	Nat	Driver 1	Nat	Driver 2	Nat	Vehicle	Cat	Cls	Laps	Best	Time	Gap	Interval	Km/h
1	54	Q1 by EMG Motorsport	BEL	Jan Lauryszen	BEL			Porsche 992 GT3 Cup	PROAM	1	13	12	1:49.902			153.1
2	991	Valluga Racing	GBR	Dino Zamparelli	GBR	Jan Klingelberg	CHE	Porsche 911 GT3 Cup gen 2	PROAM	2	5	4	1:50.924	1.022	1.022	151.7
3	24	A&P Racing Team PTT Tech Support	POL	Maciej Blazek	POL	Mateusz Lisowski	POL	Porsche 991 GT3 Cup gen 2	PROAM	3	12	11	1:51.149	1.247	0.225	151.4
4	50	Q1 by EMG Motorsport	BEL	Filip Teunkens	BEL	Bas Schouten	NLD	Porsche 992 GT3 Cup	PROAM	4	14	10	1:51.322	1.420	0.173	151.1
5	215	NM Racing Team	ESP	August MacBeth	CHE	Albert Estragues	ESP	Mercedes AMG GT4	AM	1	12	11	1:51.638	1.736	0.316	150.7
6	53	Q1 by EMG Motorsport	BEL	Nicolas Vandierendonck	BEL	Dirk Schouten	NLD	Porsche 992 GT3 Cup	PROAM	5	14	13	1:52.340	2.438	0.702	149.8
7	45	CAME Racing Team	ITA	Mark Speakerwas	ITA	Jan Antoszewski	POL	Porsche 911 GT3 Cup gen 1	PROAM	6	4	4	1:52.422	2.520	0.082	149.7
8	26	Q1 by EMG Motorsport	BEL	Maciej Darmetko	POL	Artur Janosz	POL	Porsche 911 GT3 Cup gen 2	PROAM	7	10	9	1:52.826	2.924	0.404	149.1
9	32	Three Sixty Racing Team	AND	Fernando Fortes	BRA			Porsche 911 GT3 Cup gen 2	AM	2	10	9	1:52.940	3.038	0.114	149.0
10	27	Three Sixty Racing Team	AND	Marcio Mauro	BRA	Oscar Aristot	AND	Porsche 911 GT3 Cup gen 2	AM	3	11	10	1:54.584	4.682	1.644	146.8
11	44	CAME Racing Team	ITA	Eugenio Pisani	ITA	Stefano Bozzoni	ITA	Porsche 911 GT3 Cup gen 1	PROAM	8	14	13	1:57.962	8.060	3.378	142.6

Published at:.....

Track Temp: 11.9 °C Air Temp: 12.6 °C Humidity: 78 % Track Status: DRY

Stewards:	Race Director:	Timekeeper: Luis Angel Garcia Nuñez JOB/I-0020-ESP
------------------	-----------------------	--





Circuito de Barcelona
GT Cup Open Europe
Qualifying - 1 Driver - 1
Provisional Results by Category



Cls	Nº	Entrant/Team	Nat	Driver 1	Nat	Driver 2	Nat	Vehicle	Cat	Cls	Laps	Best	Time	Gap	Interval	Km/h
PROAM																
1	54	Q1 by EMG Motorsport		Jan Lauryszen				Porsche 992 GT3 Cup	PROAM	1	13	12	1:49.902			153.1
2	991	Valluga Racing		Dino Zamparelli		Jan Klingelberg		Porsche 911 GT3 Cup gen 2	PROAM	2	5	4	1:50.924	1.022	1.022	151.7
3	24	A&P Racing Team PTT Tech Support		Maciej Blazek		Mateusz Lisowski		Porsche 991 GT3 Cup gen 2	PROAM	3	12	11	1:51.149	1.247	0.225	151.4
4	50	Q1 by EMG Motorsport		Filip Teunkens		Bas Schouten		Porsche 992 GT3 Cup	PROAM	4	14	10	1:51.322	1.420	0.173	151.1
5	53	Q1 by EMG Motorsport		Nicolas Vandierendonck		Dirk Schouten		Porsche 992 GT3 Cup	PROAM	5	14	13	1:52.340	2.438	1.018	149.8
6	45	CAME Racing Team		Mark Speakerwas		Jan Antoszewski		Porsche 911 GT3 Cup gen 1	PROAM	6	4	4	1:52.422	2.520	0.082	149.7
7	26	Q1 by EMG Motorsport		Maciej Darmetko		Artur Janosz		Porsche 911 GT3 Cup gen 2	PROAM	7	10	9	1:52.826	2.924	0.404	149.1
8	44	CAME Racing Team		Eugenio Pisani		Stefano Bozzoni		Porsche 911 GT3 Cup gen 1	PROAM	8	14	13	1:57.962	8.060	5.136	142.6
AM																
1	215	NM Racing Team		August MacBeth		Albert Estragues		Mercedes AMG GT4	AM	1	12	11	1:51.638			150.7
2	32	Three Sixty Racing Team		Fernando Fortes		Oscar Aristot		Porsche 911 GT3 Cup gen 2	AM	2	10	9	1:52.940	1.302	1.302	149.0
3	27	Three Sixty Racing Team		Marcio Mauro				Porsche 911 GT3 Cup gen 2	AM	3	11	10	1:54.584	2.946	1.644	146.8

Published at:.....

Track Temp: 11.9 °C Air Temp: 12.6 °C Humidity: 78 % Track Status: DRY

Stewards:	Race Director:	Timekeeper: Luis Angel Garcia Nunez JOB/I-0020-ESP
------------------	-----------------------	---





Circuito de Barcelona
GT Cup Open Europe
Qualifying - 1 Driver - 1
Provisional Results by Class



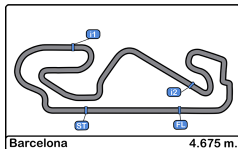
Cls	Nº	Entrant/Team	Nat	Driver 1	Nat	Driver 2	Nat	Vehicle	Cat	Cls	Laps	Best	Time	Gap	Interval	Km/h
GT Open Cup Europe																
1	54	Q1 by EMG Motorsport	BEL	Jan Lauryszen	BEL			Porsche 992 GT3 Cup	PROAM	1	13	12	1:49.902			153.1
2	991	Valluga Racing	GBR	Dino Zamparelli	GBR	Jan Klingelberg	CHE	Porsche 911 GT3 Cup gen 2	PROAM	2	5	4	1:50.924	1.022	1.022	151.7
3	24	A&P Racing Team PTT Tech Support	POL	Maciej Blazek	POL	Mateusz Lisowski	POL	Porsche 991 GT3 Cup gen 2	PROAM	3	12	11	1:51.149	1.247	0.225	151.4
4	50	Q1 by EMG Motorsport	BEL	Filip Teunkens	BEL	Bas Schouten	NLD	Porsche 992 GT3 Cup	PROAM	4	14	10	1:51.322	1.420	0.173	151.1
5	215	NM Racing Team	ESP	August MacBeth	CHE	Albert Estragues	ESP	Mercedes AMG GT4	AM	1	12	11	1:51.638	1.736	0.316	150.7
6	53	Q1 by EMG Motorsport	BEL	Nicolas Vandierendonck	BEL	Dirk Schouten	NLD	Porsche 992 GT3 Cup	PROAM	5	14	13	1:52.340	2.438	0.702	149.8
7	45	CAME Racing Team	ITA	Mark Speakerwas	ITA	Jan Antoszewski	POL	Porsche 911 GT3 Cup gen 1	PROAM	6	4	4	1:52.422	2.520	0.082	149.7
8	26	Q1 by EMG Motorsport	BEL	Maciej Darmetko	POL	Artur Janosz	POL	Porsche 911 GT3 Cup gen 2	PROAM	7	10	9	1:52.826	2.924	0.404	149.1
9	32	Three Sixty Racing Team	AND	Fernando Fortes	BRA			Porsche 911 GT3 Cup gen 2	AM	2	10	9	1:52.940	3.038	0.114	149.0
10	27	Three Sixty Racing Team	AND	Marcio Mauro	BRA	Oscar Aristot	AND	Porsche 911 GT3 Cup gen 2	AM	3	11	10	1:54.584	4.682	1.644	146.8
11	44	CAME Racing Team	ITA	Eugenio Pisani	ITA	Stefano Bozzoni	ITA	Porsche 911 GT3 Cup gen 1	PROAM	8	14	13	1:57.962	8.060	3.378	142.6

Published at:.....

Track Temp: 11.9 °C Air Temp: 12.6 °C Humidity: 78 % Track Status: DRY

Stewards:	Race Director:	Timekeeper: Luis Angel García Nuñez JOB/I-0020-ESP
------------------	-----------------------	--





Circuit de Barcelona
GT Cup Open Europe
Qualifying - 1 Driver - 1
Lap Analysis



24 Maciej Blazek Porsche 991 GT3 Cup gen 2 44 Eugenio Pisani Porsche 911 GT3 Cup gen 1

PROAM Mateusz Lisowski A&P Racing Team PTT Tech							PROAM Stefano Bozzoni CAME Racing Team								
Lap	D	Time	Sector 1	Sector 2	Sector 3	T. Spd	Elapsed	Lap	D	Time	Sector 1	Sector 2	Sector 3	T. Spd	Elapsed
1	1	10:42:15.202	10:40:46.451	48.362	40.389	103.4	10:42:15.202	1	2	10:43:03.158	10:41:21.020	56.041	46.097	149.5	10:43:03.158
2	1	1:56.603	33.809	44.960	37.834	247.7	10:44:11.805	2	2	2:11.789	41.270	49.979	40.540	176.1	10:45:14.947
3	1	1:56.662	33.274	45.416	37.972	251.1	10:46:08.467	3	2	2:06.020	35.946	47.311	42.763	246.0	10:47:20.967
4	1	1:53.746	32.828	43.819	37.099	252.3	10:48:02.213	4	2	2:01.916	34.416	47.475	40.025	244.8	10:49:22.883
5	1	1:58.158 P	32.621	43.868	41.669	253.5	10:50:00.371	5	2	2:00.253	34.127	46.205	39.921	250.5	10:51:23.136
6	1	4:20.583	2:53.751	47.454	39.378	120.1	10:54:20.954	6	2	2:01.352	35.346	45.886	40.120	247.1	10:53:24.488
7	1	1:55.126	33.584	44.216	37.326	248.2	10:56:16.080	7	2	1:59.439	34.107	46.270	39.062	246.5	10:55:23.927
8	1	1:52.229	32.263	43.134	36.832	251.1	10:58:08.309	8	2	1:59.076	33.977	45.847	39.252	248.2	10:57:23.003
9	1	1:52.738	32.240	42.936	37.562	251.7	11:00:01.047	9	2	2:17.722 P	35.292	48.783	53.647	248.8	10:59:40.725
10	1	1:55.414	34.385	44.172	36.857	251.1	11:01:56.461	10	2	5:52.757	4:27.301	46.084	39.372	170.8	11:05:33.482
11	1	1:51.149	32.065	42.751	36.333	253.5	11:03:47.610	11	2	1:59.269	34.034	45.933	39.302	247.1	11:07:32.751
12	1	1:56.953 P	32.085	43.527	41.341	253.5	11:05:44.563	12	2	2:02.952	37.112	46.354	39.486	248.8	11:09:35.703

26 Maciej Darmetko Porsche 911 GT3 Cup gen 2 44 Mark Speakerwas Porsche 911 GT3 Cup gen 1

PROAM Artur Janosz Q1 by EMG Motorsport							PROAM Jan Antoszewski CAME Racing Team								
Lap	D	Time	Sector 1	Sector 2	Sector 3	T. Spd	Elapsed	Lap	D	Time	Sector 1	Sector 2	Sector 3	T. Spd	Elapsed
1	1	10:51:27.141	10:50:00.059	45.623	41.459	168.7	10:51:27.141	1	2	10:51:48.067	10:50:16.714	49.779	41.574	139.7	10:51:48.067
2	1	1:59.463	33.835	43.878	41.750	250.5	10:53:26.604	2	2	1:59.681	33.922	44.862	40.897	246.5	10:53:47.748
3	1	2:04.897	33.823	51.103	39.971	248.2	10:55:31.501	3	2	1:53.938	32.881	43.577	37.480	250.0	10:55:41.686
4	1	1:56.279	34.024	44.404	37.851	243.2	10:57:27.780	4	2	1:52.422	32.468	43.440	36.514	250.5	10:57:34.108
5	1	1:54.982	32.533	44.989	37.460	251.7	10:59:22.762								
6	1	1:59.355 P	32.760	44.160	42.435	252.9	11:01:22.117								
7	1	3:31.315	2:04.465	47.650	39.200	165.8	11:04:53.432								
8	1	1:58.054	34.102	44.317	39.635	246.0	11:06:51.486								
9	1	1:52.826	32.515	43.338	36.973	251.7	11:08:44.312								
10	1	3:05.597 P	32.685	49.345	1:43.567	251.7	11:11:49.909								

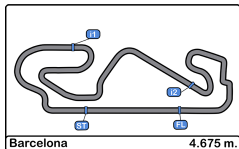
27 Marcio Mauro Porsche 911 GT3 Cup gen 2 50 Filip Teunkens Porsche 992 GT3 Cup

AM Oscar Aristot Three Sixty Racing Team							PROAM Bas Schouten Q1 by EMG Motorsport								
Lap	D	Time	Sector 1	Sector 2	Sector 3	T. Spd	Elapsed	Lap	D	Time	Sector 1	Sector 2	Sector 3	T. Spd	Elapsed
1	1	10:45:35.561 P	10:43:41.583	59.080	54.898	109.8	10:45:35.561	1	1	10:42:15.820	10:40:48.599	48.019	39.202	112.6	10:42:15.820
2	1	4:11.752	2:44.803	47.345	39.604	162.4	10:49:47.313	2	1	1:56.423	34.011	44.832	37.580	248.2	10:44:12.243
3	1	1:59.019	34.328	45.541	39.150	242.1	10:51:46.332	3	1	1:55.162	33.120	44.331	37.711	250.5	10:46:07.405
4	1	1:58.209	33.658	45.866	38.685	247.7	10:53:44.541	4	1	1:52.851	32.345	43.613	36.893	250.5	10:48:00.256
5	1	1:57.681	33.320	45.659	38.702	247.7	10:55:42.222	5	1	1:57.633 P	32.530	43.612	41.491	249.4	10:49:57.889
6	1	1:55.711	33.064	44.786	37.861	250.5	10:57:37.933	6	1	6:06.775	4:37.724	48.533	40.518	132.1	10:56:04.664
7	1	2:06.139 P	33.082	45.109	47.948	250.0	10:59:44.072	7	1	1:56.806	34.419	44.621	37.766	245.4	10:58:01.470
8	1	4:22.342	2:58.574	45.469	38.299	159.2	11:04:06.414	8	1	1:53.504	32.786	43.464	37.254	248.2	10:59:54.974
9	1	1:55.929	33.260	44.476	38.193	249.4	11:06:02.343	9	1	1:56.907	33.688	45.392	37.827	249.4	11:01:51.881
10	1	1:54.584	32.555	44.043	37.986	251.7	11:07:56.927	10	1	1:51.322	32.432	42.564	36.326	249.4	11:03:43.203
11	1	2:05.308 P	32.758	44.650	47.900	250.5	11:10:02.235	11	1	1:51.490	32.192	42.762	36.536	250.5	11:05:34.693
								12	1	1:53.665	32.911	43.379	37.375	251.7	11:07:28.358
								13	1	1:51.697	32.111	42.690	36.896	250.5	11:09:20.055
								14	1	2:00.675 P	32.371	42.621	45.683	250.0	11:11:20.730

32 Fernando Fortes Porsche 911 GT3 Cup gen 2

AM Three Sixty Racing Team							
Lap	D	Time	Sector 1	Sector 2	Sector 3	T. Spd	Elapsed
1		10:45:37.226 P	10:43:42.018	1:00.775	54.433	108.9	10:45:37.226
2		4:42.289	3:17.075	46.386	38.828	166.6	10:50:19.515
3		1:56.021	33.537	44.378	38.106	247.1	10:52:15.536
4		1:54.047	32.940	43.738	37.369	248.2	10:54:09.583
5		2:04.586 P	32.572	46.054	45.960	249.4	10:56:14.169
6		2:16.986	55.140	44.113	37.733	167.9	10:58:31.155
7		1:53.785	32.744	43.472	37.569	250.0	11:00:24.940
8		1:53.007	32.282	43.400	37.325	251.1	11:02:17.947
9		1:52.940	32.284	43.379	37.277	251.7	11:04:10.887
10		2:18.263 P	35.761	54.937	47.565	237.8	11:06:29.150





Circuit de Barcelona
GT Cup Open Europe
Qualifying - 1 Driver - 1
Lap Analysis



53

Nicolas Vandierendonck

Porsche 992 GT3 Cup

991

Dino Zamparelli

Porsche 911 GT3 Cup gen 2

PROAM

Dirk Schouten

Q1 by EMG Motorsport

PROAM

Jan Klingenberg

Valluga Racing

Lap	D	Time	Sector 1	Sector 2	Sector 3	T. Spd	Elapsed	Lap	D	Time	Sector 1	Sector 2	Sector 3	T. Spd	Elapsed
1	1	10:43:10.555	10:41:37.124	51.167	42.264	118.2	10:43:10.555	1	1	10:55:31.170	10:53:56.622	54.284	40.264	85.3	10:55:31.170
2	1	2:00.462	37.151	45.307	38.004	208.0	10:45:11.017	2	1	1:55.519	33.860	44.199	37.460	247.7	10:57:26.689
3	1	1:53.743	32.900	43.665	37.178	247.7	10:47:04.760	3	1	1:52.195	32.443	43.151	36.601	252.9	10:59:18.884
4	1	1:52.993	32.382	43.147	37.464	250.0	10:48:57.753	4	1	1:50.924	32.019	42.576	36.329	252.9	11:01:09.808
5	1	1:52.382	32.316	43.091	36.975	251.1	10:50:50.135	5	1	2:06.135 P	32.759	44.608	48.768	253.5	11:03:15.943
6	1	1:59.129 P	32.343	43.112	43.674	250.0	10:52:49.264								
7	1	5:40.392	4:14.975	47.006	38.411	166.4	10:58:29.656								
8	1	1:53.299	32.408	43.045	37.846	248.8	11:00:22.955								
9	1	1:53.203	32.645	43.245	37.313	250.0	11:02:16.158								
10	1	1:52.630	32.342	43.132	37.156	251.1	11:04:08.788								
11	1	1:52.343	32.107	43.343	36.893	251.7	11:06:01.131								
12	1	1:53.604	32.398	43.149	38.057	251.1	11:07:54.735								
13	1	1:52.340	32.372	43.001	36.967	250.5	11:09:47.075								
14	1	2:03.798 P	32.333	43.034	48.431	250.0	11:11:50.873								

54

Jan Laurysen

Porsche 992 GT3 Cup

PROAM

Q1 by EMG Motorsport

Lap	D	Time	Sector 1	Sector 2	Sector 3	T. Spd	Elapsed
1	1	10:42:14.049	10:40:46.958	48.119	38.972	110.6	10:42:14.049
2	1	1:55.974	33.935	44.486	37.553	246.0	10:44:10.023
3	1	1:53.927	33.033	43.742	37.152	248.2	10:46:03.950
4	1	1:52.127	32.321	43.183	36.623	250.0	10:47:56.077
5	1	1:51.243	32.151	42.556	36.536	250.5	10:49:47.320
6	1	2:00.921 P	32.392	43.921	44.608	247.7	10:51:48.241
7	1	5:10.126	3:41.757	49.643	38.726	136.0	10:56:58.367
8	1	1:53.661	33.136	43.559	36.966	248.2	10:58:52.028
9	1	2:01.307	32.257	42.487	46.563	247.1	11:00:53.335
10	1	1:50.924	32.172	42.643	36.109	248.8	11:02:44.259
11	1	1:50.201	31.840	42.186	36.175	251.1	11:04:34.460
12	1	1:49.902	31.595	42.258	36.049	251.1	11:06:24.362
13	1	2:09.740 P	34.988	48.398	46.354	211.3	11:08:34.102

215

August MacBeth

Mercedes AMG GT4

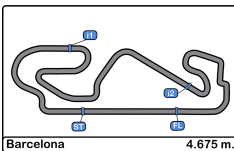
AM

Albert Estragues

NM Racing Team

Lap	D	Time	Sector 1	Sector 2	Sector 3	T. Spd	Elapsed
1	1	10:43:06.258	10:41:29.773	53.759	42.726	111.1	10:43:06.258
2	1	1:58.189	34.620	45.785	37.784	232.7	10:45:04.447
3	1	1:55.915	32.512	44.718	38.685	254.1	10:47:00.362
4	1	1:51.955	32.278	42.736	36.941	255.3	10:48:52.317
5	1	1:57.855 P	31.897	43.663	42.295	255.3	10:50:50.172
6	1	11:22.591	9:46.247	53.954	42.390	128.5	11:02:12.763
7	1	2:03.904	36.097	48.571	39.236	251.1	11:04:16.667
8	1	1:55.603	32.255	44.714	38.634	255.9	11:06:12.270
9	1	1:51.914	31.975	43.188	36.751	257.1	11:08:04.184
10	1	1:51.640	32.322	42.815	36.503	257.7	11:09:55.824
11	1	1:51.638	31.841	42.875	36.922	257.1	11:11:47.462
12	1	2:07.225 P	34.102	44.820	48.303	225.4	11:13:54.687



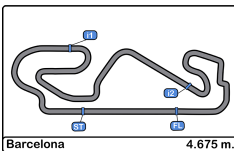


Circuito de Barcelona
GT Cup Open Europe
Qualifying - 1 Driver - 1
Best Sectors Results



Sector - 1				Sector - 2				Sector - 3				Ideal Lap vs Best Lap			
Clas	Nº	Driver	Time	Nº	Driver	Time	Nº	Driver	Time	Clas	Nº	Driver	Ideal Lap	Best Lap	Clas
1	54	Jan Laurysen	31.595	54	Jan Laurysen	42.186	54	Jan Laurysen	36.049	1	54	Jan Laurysen	1:49.830	1:49.902	1
2	215	August MacBeth	31.841	50	Filip Teunkens	42.564	50	Filip Teunkens	36.326	2	991	Dino Zamparelli	1:50.924	1:50.924	2
3	991	Dino Zamparelli	32.019	991	Dino Zamparelli	42.576	991	Dino Zamparelli	36.329	3	50	Filip Teunkens	1:51.001	1:51.322	4
4	24	Maciej Blazek	32.065	215	August MacBeth	42.736	24	Maciej Blazek	36.333	4	215	August MacBeth	1:51.080	1:51.638	5
5	53	Nicolas Vandierendonck	32.107	24	Maciej Blazek	42.751	215	August MacBeth	36.503	5	24	Maciej Blazek	1:51.149	1:51.149	3
6	50	Filip Teunkens	32.111	53	Nicolas Vandierendonck	43.001	45	Jan Antoszewski	36.514	6	53	Nicolas Vandierendonck	1:52.001	1:52.340	6
7	32	Fernando Fortes	32.282	26	Maciej Darmetko	43.338	53	Nicolas Vandierendonck	36.893	7	45	Jan Antoszewski	1:52.422	1:52.422	7
8	45	Jan Antoszewski	32.468	32	Fernando Fortes	43.379	26	Maciej Darmetko	36.973	8	26	Maciej Darmetko	1:52.826	1:52.826	8
9	26	Maciej Darmetko	32.515	45	Jan Antoszewski	43.440	32	Fernando Fortes	37.277	9	32	Fernando Fortes	1:52.938	1:52.940	9
10	27	Marcio Mauro	32.555	27	Marcio Mauro	44.043	27	Marcio Mauro	37.861	10	27	Marcio Mauro	1:54.459	1:54.584	10
11	44	Stefano Bozzoni	33.730	44	Stefano Bozzoni	45.282	44	Stefano Bozzoni	38.950	11	44	Stefano Bozzoni	1:57.962	1:57.962	11



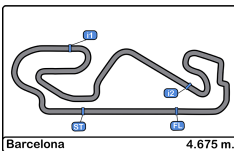


Circuito de Barcelona
GT Cup Open Europe
Qualifying - 1 Driver - 1
Best 5 Lap Times



Cl	N°	Entrant/Team	Nat	Driver 1	Nat	Driver 2	Nat	Vehicle	Cat	Cl	Best 1		Best 2		Best 3		Best 4		Best 5	
											Time	Lap	Time	Lap	Time	Lap	Time	Lap	Time	Lap
1	54	Q1 by EMG Motorsport	BEL	<u>Jan Lauryszen</u>	BEL			Porsche 992 GT3 Cup	PROAM	1	1:49.902	12	1:50.201	11	1:50.924	10	1:51.243	5	1:52.127	4
2	991	Valluga Racing	GBR	<u>Dino Zamparelli</u>	GBR	Jan Klingelberg	CHE	Porsche 911 GT3 Cup gen 2	PROAM	2	1:50.924	4	1:52.195	3	1:55.519	2	2:06.135	5		
3	24	A&P Racing Team PTT Tech Support	POL	<u>Maciej Blazek</u>	POL	Mateusz Lisowski	POL	Porsche 991 GT3 Cup gen 2	PROAM	3	1:51.149	11	1:52.229	8	1:52.738	9	1:53.746	4	1:55.126	7
4	50	Q1 by EMG Motorsport	BEL	<u>Filip Teunkens</u>	BEL	Bas Schouten	NLD	Porsche 992 GT3 Cup	PROAM	4	1:51.322	10	1:51.490	11	1:51.697	13	1:52.851	4	1:53.504	8
5	215	NM Racing Team	ESP	<u>August MacBeth</u>	CHE	Albert Estragues	ESP	Mercedes AMG GT4	AM	1	1:51.638	11	1:51.640	10	1:51.914	9	1:51.955	4	1:55.603	8
6	53	Q1 by EMG Motorsport	BEL	<u>Nicolas Vandierendonck</u>	BEL	Dirk Schouten	NLD	Porsche 992 GT3 Cup	PROAM	5	1:52.340	13	1:52.343	11	1:52.382	5	1:52.630	10	1:52.993	4
7	45	CAME Racing Team	ITA	Mark Speakerwas	ITA	<u>Jan Antoszewski</u>	POL	Porsche 911 GT3 Cup gen 1	PROAM	6	1:52.422	4	1:53.938	3	1:59.681	2				
8	26	Q1 by EMG Motorsport	POL	<u>Maciej Darmetko</u>	POL	Artur Janosz	POL	Porsche 911 GT3 Cup gen 2	PROAM	7	1:52.826	9	1:54.982	5	1:56.279	4	1:58.054	8	1:59.355	6
9	32	Three Sixty Racing Team	BRA	Fernando Fortes	BRA			Porsche 911 GT3 Cup gen 2	AM	2	1:52.940	9	1:53.007	8	1:53.785	7	1:54.047	4	1:56.021	3
10	27	Three Sixty Racing Team	BRA	<u>Marcio Mauro</u>	BRA	Oscar Aristot	AND	Porsche 911 GT3 Cup gen 2	AM	3	1:54.584	10	1:55.711	6	1:57.681	5	1:59.019	3	2:05.308	11
11	44	CAME Racing Team	ITA	Eugenio Pisani	ITA	<u>Stefano Bozzoni</u>	ITA	Porsche 911 GT3 Cup gen 1	PROAM	8	1:57.962	13	1:59.076	8	1:59.269	11	1:59.439	7	2:00.253	5



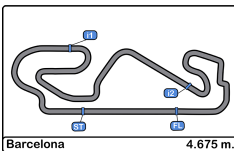


Circuito de Barcelona
GT Cup Open Europe
Qualifying - 1 Driver - 1
Best 5 Top Speeds



Cl	N°	Entrant/Team	Nat	Driver 1	Nat	Driver 2	Nat	Vehicle	Cat	Cl	Top 1		Top 2		Top 3		Top 4		Top 5		Avg
											Km/h	Lap	Km/h	Lap	Km/h	Lap	Km/h	Lap	Km/h	Lap	
1	215	NM Racing Team	ESP	August MacBeth	CHE	Albert Estragues	ESP	Mercedes AMG GT4	AM	1	257.7	10	257.1	9	257.1	11	255.9	8	255.3	4	256.6
2	24	A&P Racing Team PTT Tech Support	POL	Maciej Blazek	POL	Mateusz Lisowski	POL	Porsche 991 GT3 Cup gen 2	PROAM	1	253.5	5	253.5	11	253.5	12	252.3	4	251.7	9	252.9
3	991	Valluga Racing	GBR	Dino Zamparelli	GBR	Jan Klingenberg	CHE	Porsche 911 GT3 Cup gen 2	PROAM	2	253.5	5	252.9	3	252.9	4	247.7	2	85.3	1	218.4
4	26	Q1 by EMG Motorsport	BEL	Maciej Darmetko	POL	Artur Janosz	POL	Porsche 911 GT3 Cup gen 2	PROAM	3	252.9	6	251.7	5	251.7	9	251.7	10	250.5	2	251.7
5	27	Three Sixty Racing Team	AND	Marcio Mauro	BRA	Oscar Aristot	AND	Porsche 911 GT3 Cup gen 2	AM	2	251.7	10	250.5	6	250.5	11	250.0	7	249.4	9	250.4
6	32	Three Sixty Racing Team	AND	Fernando Fortes	BRA			Porsche 911 GT3 Cup gen 2	AM	3	251.7	9	251.1	8	250.0	7	249.4	5	248.2	4	250.1
7	45	CAME Racing Team	ITA	Mark Speakerwas	ITA	Jan Antoszewski	POL	Porsche 911 GT3 Cup gen 1	PROAM	4	251.7	5	250.5	4	250.0	3	246.5	2	139.7	1	227.7
8	50	Q1 by EMG Motorsport	BEL	Filip Teunkens	BEL	Bas Schouten	NLD	Porsche 992 GT3 Cup	PROAM	5	251.7	12	250.5	3	250.5	4	250.5	11	250.5	13	250.8
9	53	Q1 by EMG Motorsport	BEL	Nicolas Vandierendonck	BEL	Dirk Schouten	NLD	Porsche 992 GT3 Cup	PROAM	6	251.7	11	251.1	5	251.1	10	251.1	12	250.5	13	251.1
10	54	Q1 by EMG Motorsport	BEL	Jan Laurysen	BEL			Porsche 992 GT3 Cup	PROAM	7	251.1	11	251.1	12	250.5	5	250.0	4	248.8	10	250.3
11	44	CAME Racing Team	ITA	Eugenio Pisani	ITA	Stefano Bozzoni	ITA	Porsche 911 GT3 Cup gen 1	PROAM	8	250.5	5	248.8	9	248.8	12	248.2	8	247.7	13	248.8



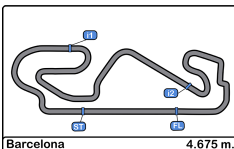


Circuito de Barcelona
GT Cup Open Europe
Qualifying - 1 Driver - 1
Fastest Laps Sequence



Lap	Time of Day	Session Time	Nº	Entrant/Team	Nat	Driver 1	Nat	Driver 2	Nat	Vehicle	Cat	Time	Km/h
2	10:44:10.023	4:10.023	54	Q1 by EMG Motorsport	BEL	Jan Laurysen	BEL			Porsche 992 GT3 Cup	PROAM	1:55.974	145.1
3	10:46:03.950	6:03.950	54	Q1 by EMG Motorsport	BEL	Jan Laurysen	BEL			Porsche 992 GT3 Cup	PROAM	1:53.927	147.7
3	10:47:04.760	7:04.760	53	Q1 by EMG Motorsport	BEL	Nicolas Vandierendonck	BEL	Dirk Schouten	NLD	Porsche 992 GT3 Cup	PROAM	1:53.743	147.9
4	10:47:56.077	7:56.077	54	Q1 by EMG Motorsport	BEL	Jan Laurysen	BEL			Porsche 992 GT3 Cup	PROAM	1:52.127	150.0
4	10:48:52.317	8:52.317	215	NM Racing Team	ESP	August MacBeth	CHE	Albert Estragues	ESP	Mercedes AMG GT4	AM	1:51.955	150.3
5	10:49:47.320	9:47.320	54	Q1 by EMG Motorsport	BEL	Jan Laurysen	BEL			Porsche 992 GT3 Cup	PROAM	1:51.243	151.2
4	11:01:09.808	21:09.808	991	Valluga Racing	GBR	Dino Zamparelli	GBR	Jan Klingelberg	CHE	Porsche 911 GT3 Cup gen 2	PROAM	1:50.924	151.7
11	11:04:34.460	24:34.460	54	Q1 by EMG Motorsport	BEL	Jan Laurysen	BEL			Porsche 992 GT3 Cup	PROAM	1:50.201	152.7
12	11:06:24.362	26:24.362	54	Q1 by EMG Motorsport	BEL	Jan Laurysen	BEL			Porsche 992 GT3 Cup	PROAM	1:49.902	153.1



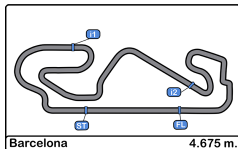


Circuito de Barcelona
GT Cup Open Europe
Qualifying - 1 Driver - 1
Event Best Maximum Speed



Nº	Entrant/Team	Nat	Driver 1	Nat	Driver 2	Nat	Vehicle	Cat	Km/h	Session
215	NM Racing Team	ESP	August MacBeth	CHE	Albert Estragues	ESP	Mercedes AMG GT4	AM	259.6	Private test - 1
24	A&P Racing Team PTT Tech Support	POL	Maciej Blazek	POL	Mateusz Lisowski	POL	Porsche 991 GT3 Cup gen 2	PROAM	253.5	Free Practice - 2
991	Valluga Racing	GBR	Dino Zamparelli	GBR	Jan Klingelberg	CHE	Porsche 911 GT3 Cup gen 2	PROAM	253.5	Qualifying - 1 Driver - 1
26	Q1 by EMG Motorsport	BEL	Maciej Darmetko	POL	Artur Janosz	POL	Porsche 911 GT3 Cup gen 2	PROAM	252.9	Free Practice - 2
50	Q1 by EMG Motorsport	BEL	Filip Teunkens	BEL	Bas Schouten	NLD	Porsche 992 GT3 Cup	PROAM	252.3	Free Practice - 1
45	CAME Racing Team	ITA	Mark Speakerwas	ITA	Jan Antoszewski	POL	Porsche 911 GT3 Cup gen 1	PROAM	252.3	Free Practice - 2
32	Three Sixty Racing Team	AND	Fernando Fortes	BRA			Porsche 911 GT3 Cup gen 2	AM	251.7	Qualifying - 1 Driver - 1
53	Q1 by EMG Motorsport	BEL	Nicolas Vandierendonck	BEL	Dirk Schouten	NLD	Porsche 992 GT3 Cup	PROAM	251.7	Qualifying - 1 Driver - 1
27	Three Sixty Racing Team	AND	Marcio Mauro	BRA	Oscar Aristot	AND	Porsche 911 GT3 Cup gen 2	AM	251.7	Qualifying - 1 Driver - 1
44	CAME Racing Team	ITA	Eugenio Pisani	ITA	Stefano Bozzoni	ITA	Porsche 911 GT3 Cup gen 1	PROAM	251.1	Free Practice - 2
54	Q1 by EMG Motorsport	BEL	Jan Lauryssen	BEL			Porsche 992 GT3 Cup	PROAM	251.1	Qualifying - 1 Driver - 1





Circuit de Barcelona
GT Cup Open Europe
Qualifying - 1 Driver - 1
Pit Stop Analysis



24 Maciej Blazek Porsche 991 GT3 Cup gen 2

PROAM Mateusz Lisowski A&P Racing Team PTT Tech Support

Nº	In Day Time	In Time	Out Time	Pit Time	T. Pit Time	Handicap	Diff.
1	10:49:57.950	10:49:57.950	10:52:15.283	2:17.333	2:17.333		

26 Maciej Darmetko Porsche 911 GT3 Cup gen 2

PROAM Artur Janosz Q1 by EMG Motorsport

Nº	In Day Time	In Time	Out Time	Pit Time	T. Pit Time	Handicap	Diff.
1	11:01:19.656	11:01:19.656	11:02:48.133	1:28.477	1:28.477		

27 Marcio Mauro Porsche 911 GT3 Cup gen 2

AM Oscar Aristot Three Sixty Racing Team

Nº	In Day Time	In Time	Out Time	Pit Time	T. Pit Time	Handicap	Diff.
1	10:45:33.104	10:45:33.104	10:47:43.108	2:10.004	2:10.004		
2	10:59:41.615	10:59:41.615	11:02:08.175	2:26.560	4:36.564		

32 Fernando Fortes Porsche 911 GT3 Cup gen 2

AM Three Sixty Racing Team

Nº	In Day Time	In Time	Out Time	Pit Time	T. Pit Time	Handicap	Diff.
1	10:45:34.725	10:45:34.725	10:48:17.717	2:42.992	2:42.992		
2	10:56:11.711	10:56:11.711	10:56:36.022	24.311	3:07.303		

44 Eugenio Pisani Porsche 911 GT3 Cup gen 1

PROAM Stefano Bozzoni CAME Racing Team

Nº	In Day Time	In Time	Out Time	Pit Time	T. Pit Time	Handicap	Diff.
1	10:59:38.338	10:59:38.338	11:03:33.495	3:55.157	3:55.157		

50 Filip Teunkens Porsche 992 GT3 Cup

PROAM Bas Schouten Q1 by EMG Motorsport

Nº	In Day Time	In Time	Out Time	Pit Time	T. Pit Time	Handicap	Diff.
1	10:49:55.398	10:49:55.398	10:53:53.001	3:57.603	3:57.603		

53 Nicolas Vandierendonck Porsche 992 GT3 Cup

PROAM Dirk Schouten Q1 by EMG Motorsport

Nº	In Day Time	In Time	Out Time	Pit Time	T. Pit Time	Handicap	Diff.
1	10:52:46.777	10:52:46.777	10:56:29.029	3:42.252	3:42.252		

54 Jan Laurysen Porsche 992 GT3 Cup

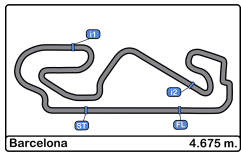
PROAM Q1 by EMG Motorsport

Nº	In Day Time	In Time	Out Time	Pit Time	T. Pit Time	Handicap	Diff.
1	10:51:45.774	10:51:45.774	10:54:49.939	3:04.165	3:04.165		

215 August MacBeth Mercedes AMG GT4

AM Albert Estragues NM Racing Team

Nº	In Day Time	In Time	Out Time	Pit Time	T. Pit Time	Handicap	Diff.
1	10:50:47.719	10:50:47.719	10:59:51.672	9:03.953	9:03.953		



Circuit de Barcelona
GT Cup Open Europe
Qualifying - 1 Driver - 1
Weather Report



Air Temperature
 Sin datos disponibles

Track Temperature
 Sin datos disponibles

Humidity
 Sin datos disponibles

Pressure
 Sin datos disponibles

Wind Speed
 Sin datos disponibles

Wind direction
 North = 0°/360° Est = 90° South = 180° West= 270°
 Sin datos disponibles

