

Circuito de Barcelona
GT Cup Open Europe
Free Practice - 3
Provisional Results



Cls	Nº	Entrant/Team	Nat	Driver 1	Nat	Driver 2	Nat	Vehicle	Cat	Cls	Laps	Best	Time	Gap	Interval	Km/h
1	54	Q1 by EMG Motorsport	BEL	Jan Lauryszen	BEL			Porsche 992 GT3 Cup	PROAM	1	15	12	1:50.980			151.6
2	215	NM Racing Team	ESP	August MacBeth	CHE	Albert Estragues	ESP	Mercedes AMG GT4	AM	1	14	4	1:51.708	0.728	0.728	150.6
3	53	Q1 by EMG Motorsport	BEL	Nicolas Vandierendonck	BEL	Dirk Schouten	NLD	Porsche 992 GT3 Cup	PROAM	2	16	15	1:51.802	0.822	0.094	150.5
4	50	Q1 by EMG Motorsport	BEL	Filip Teunkens	BEL	Bas Schouten	NLD	Porsche 992 GT3 Cup	PROAM	3	9	8	1:53.066	2.086	1.264	148.8
5	32	Three Sixty Racing Team	AND	Fernando Fortes	BRA			Porsche 911 GT3 Cup gen 2	AM	2	11	10	1:54.296	3.316	1.230	147.2
6	26	Q1 by EMG Motorsport	BEL	Maciej Darmetko	POL	Artur Janosz	POL	Porsche 911 GT3 Cup gen 2	PROAM	4	8	7	1:54.317	3.337	0.021	147.2
7	991	Valluga Racing	GBR	Dino Zamparelli	GBR	Jan Klingelberg	CHE	Porsche 911 GT3 Cup gen 2	PROAM	5	15	12	1:54.500	3.520	0.183	146.9
8	45	CAME Racing Team	ITA	Mark Speakerwas	ITA	Jan Antoszewski	POL	Porsche 911 GT3 Cup gen 1	PROAM	6	14	5	1:57.473	6.493	2.973	143.2
9	27	Three Sixty Racing Team	AND	Marcio Mauro	BRA	Oscar Aristot	AND	Porsche 911 GT3 Cup gen 2	AM	3	15	11	1:58.041	7.061	0.568	142.5
10	44	CAME Racing Team	ITA	Eugenio Pisani	ITA	Stefano Bozzoni	ITA	Porsche 911 GT3 Cup gen 1	PROAM	7	10	7	2:00.666	9.686	2.625	139.4

Published at:.....

Track Temp: 22.0 °C Air Temp: 19.1 °C Humidity: 68 % Track Status: DRY

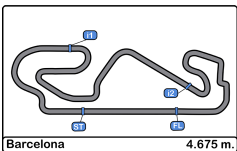
Stewards:

Race Director:

Timekeeper:  Luis Angel Garcia Nuñez

JOB/I-0020-ESP





Circuito de Barcelona
GT Cup Open Europe
Free Practice - 3
Provisional Results by Category



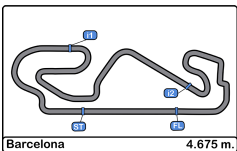
Cls	Nº	Entrant/Team	Nat	Driver 1	Nat	Driver 2	Nat	Vehicle	Cat	Cls	Laps	Best	Time	Gap	Interval	Km/h
PROAM																
1	54	Q1 by EMG Motorsport	BEL	Jan Lauryssen	BEL			Porsche 992 GT3 Cup	PROAM	1	15	12	1:50.980			151.6
2	53	Q1 by EMG Motorsport	BEL	Nicolas Vandierendonck	BEL	Dirk Schouten	NLD	Porsche 992 GT3 Cup	PROAM	2	16	15	1:51.802	0.822	0.822	150.5
3	50	Q1 by EMG Motorsport	BEL	Filip Teunkens	BEL	Bas Schouten	NLD	Porsche 992 GT3 Cup	PROAM	3	9	8	1:53.066	2.086	1.264	148.8
4	26	Q1 by EMG Motorsport	POL	Maciej Darmetko	POL	Artur Janosz	POL	Porsche 911 GT3 Cup gen 2	PROAM	4	8	7	1:54.317	3.337	1.251	147.2
5	991	Valluga Racing	GBR	Dino Zamparelli	GBR	Jan Klingelberg	CHE	Porsche 911 GT3 Cup gen 2	PROAM	5	15	12	1:54.500	3.520	0.183	146.9
6	45	CAME Racing Team	ITA	Mark Speakerwas	ITA	Jan Antoszewski	POL	Porsche 911 GT3 Cup gen 1	PROAM	6	14	5	1:57.473	6.493	2.973	143.2
7	44	CAME Racing Team	ITA	Eugenio Pisani	ITA	Stefano Bozzoni	ITA	Porsche 911 GT3 Cup gen 1	PROAM	7	10	7	2:00.666	9.686	3.193	139.4
AM																
1	215	NM Racing Team	ESP	August MacBeth	CHE	Albert Estragues	ESP	Mercedes AMG GT4	AM	1	14	4	1:51.708			150.6
2	32	Three Sixty Racing Team	AND	Fernando Fortes	BRA			Porsche 911 GT3 Cup gen 2	AM	2	11	10	1:54.296	2.588	2.588	147.2
3	27	Three Sixty Racing Team	AND	Marcio Mauro	BRA	Oscar Aristot	AND	Porsche 911 GT3 Cup gen 2	AM	3	15	11	1:58.041	6.333	3.745	142.5

Published at:.....

Track Temp: 22.0 °C Air Temp: 19.1 °C Humidity: 68 % Track Status: DRY

Stewards:	Race Director:	Timekeeper: Luis Angel García Nuñez JOB/I-0020-ESP
------------------	-----------------------	--





Circuito de Barcelona
GT Cup Open Europe
Free Practice - 3
Provisional Results by Class



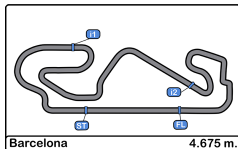
Cls	Nº	Entrant/Team	Nat	Driver 1	Nat	Driver 2	Nat	Vehicle	Cat	Cls	Laps	Best	Time	Gap	Interval	Km/h
GT Open Cup Europe																
1	54	Q1 by EMG Motorsport	BEL	Jan Lauryssen	BEL			Porsche 992 GT3 Cup	PROAM	1	15	12	1:50.980			151.6
2	215	NM Racing Team	ESP	August MacBeth	CHE	Albert Estragues	ESP	Mercedes AMG GT4	AM	1	14	4	1:51.708	0.728	0.728	150.6
3	53	Q1 by EMG Motorsport	BEL	Nicolas Vandierendonck	BEL	Dirk Schouten	NLD	Porsche 992 GT3 Cup	PROAM	2	16	15	1:51.802	0.822	0.094	150.5
4	50	Q1 by EMG Motorsport	BEL	Filip Teunkens	BEL	Bas Schouten	NLD	Porsche 992 GT3 Cup	PROAM	3	9	8	1:53.066	2.086	1.264	148.8
5	32	Three Sixty Racing Team	AND	Fernando Fortes	BRA			Porsche 911 GT3 Cup gen 2	AM	2	11	10	1:54.296	3.316	1.230	147.2
6	26	Q1 by EMG Motorsport	BEL	Maciej Darmetko	POL	Artur Janosz	POL	Porsche 911 GT3 Cup gen 2	PROAM	4	8	7	1:54.317	3.337	0.021	147.2
7	991	Valluga Racing	GBR	Dino Zamparelli	GBR	Jan Klingelberg	CHE	Porsche 911 GT3 Cup gen 2	PROAM	5	15	12	1:54.500	3.520	0.183	146.9
8	45	CAME Racing Team	ITA	Mark Speakerwas	ITA	Jan Antoszewski	POL	Porsche 911 GT3 Cup gen 1	PROAM	6	14	5	1:57.473	6.493	2.973	143.2
9	27	Three Sixty Racing Team	AND	Marcio Mauro	BRA	Oscar Aristot	AND	Porsche 911 GT3 Cup gen 2	AM	3	15	11	1:58.041	7.061	0.568	142.5
10	44	CAME Racing Team	ITA	Eugenio Pisani	ITA	Stefano Bozzoni	ITA	Porsche 911 GT3 Cup gen 1	PROAM	7	10	7	2:00.666	9.686	2.625	139.4

Published at:.....

Track Temp: 22.0 °C Air Temp: 19.1 °C Humidity: 68 % Track Status: DRY

Stewards:	Race Director:	Timekeeper: Luis Angel García Nuñez JOB/I-0020-ESP
------------------	-----------------------	--





Circuit de Barcelona
GT Cup Open Europe
Free Practice - 3
Lap Analysis



26 Maciej Darmetko Porsche 911 GT3 Cup gen 2 44 Eugenio Pisani Porsche 911 GT3 Cup gen 1

PROAM Artur Janosz Q1 by EMG Motorsport							PROAM Stefano Bozzoni CAME Racing Team								
Lap	D	Time	Sector 1	Sector 2	Sector 3	T. Spd	Elapsed	Lap	D	Time	Sector 1	Sector 2	Sector 3	T. Spd	Elapsed
1		17:18:20.620	17:16:51.777	49.237	39.606	161.1	17:18:20.620	1		17:26:08.540	17:24:32.613	49.814	46.113	152.3	17:26:08.540
2		1:58.988	34.800	45.491	38.697	247.1	17:20:19.608	2		2:03.196	35.194	47.660	40.342	241.6	17:28:11.736
3		1:55.552	32.910	44.368	38.274	248.8	17:22:15.160	3		2:02.126	34.627	46.881	40.618	241.6	17:30:13.862
4		1:54.683	33.116	43.857	37.710	248.2	17:24:09.843	4		2:01.253	35.146	46.436	39.671	243.7	17:32:15.115
5		1:55.742	32.811	44.057	38.874	251.1	17:26:05.585	5		2:18.270 P	34.409	50.873	52.988	244.8	17:34:33.385
6		1:54.787	32.926	44.137	37.724	249.4	17:28:00.372	6		12:25.592	10:59.348	46.576	39.668	94.2	17:46:58.977
7		1:54.317	32.631	43.747	37.939	250.0	17:29:54.689	7		2:00.666	34.033	46.443	40.190	246.0	17:48:59.643
8		1:55.010	32.895	44.014	38.101	250.5	17:31:49.699	8		3:10.351 P	34.668	1:16.286	1:19.397	242.6	17:52:09.994
9			33.184			250.0		9		4:06.675	2:31.741	53.336	41.598	166.1	17:56:16.669
								10		2:18.260 P	38.413	47.837	52.010	242.6	17:58:34.929

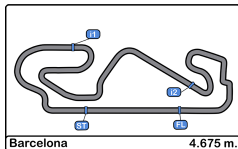
27 Marcio Mauro Porsche 911 GT3 Cup gen 2 45 Mark Speakerwas Porsche 911 GT3 Cup gen 1

AM Oscar Aristot Three Sixty Racing Team							PROAM Jan Antoszewski CAME Racing Team								
Lap	D	Time	Sector 1	Sector 2	Sector 3	T. Spd	Elapsed	Lap	D	Time	Sector 1	Sector 2	Sector 3	T. Spd	Elapsed
1		17:19:14.482	17:17:40.341	51.595	42.546	143.0	17:19:14.482	1		17:19:24.413	17:17:50.258	51.372	42.783	125.7	17:19:24.413
2		2:02.845	35.458	46.788	40.599	242.6	17:21:17.327	2		2:03.849	35.843	47.463	40.543	236.3	17:21:28.262
3		2:01.107	34.775	46.152	40.180	244.3	17:23:18.434	3		2:00.664	33.948	47.165	39.551	245.4	17:23:28.926
4		2:00.371	34.200	46.441	39.730	246.0	17:25:18.805	4		2:19.039	53.375	46.171	39.493	247.7	17:25:47.965
5		2:02.734	34.788	47.435	40.511	246.0	17:27:21.539	5		1:57.473	33.734	45.131	38.608	247.1	17:27:45.438
6		2:00.026	34.016	45.724	40.286	246.5	17:29:21.565	6		2:07.051 P	37.390	45.566	44.095	248.8	17:29:52.489
7		1:58.713	34.194	45.492	39.027	245.4	17:31:20.278	7		4:50.676 P	3:06.016	50.061	54.599	168.4	17:34:43.165
8		2:08.577 P	34.322	45.206	49.049	248.2	17:33:28.855	8		12:14.597	10:48.652	46.287	39.658	114.5	17:46:57.762
9		13:49.967	12:21.712	48.868	39.387	143.6	17:47:18.822	9		1:57.782	33.765	45.011	39.006	246.5	17:48:55.544
10		1:59.635	34.002	46.120	39.513	248.8	17:49:18.457	10		1:58.674	33.783	44.992	39.899	247.7	17:50:54.218
11		1:58.041	34.028	45.343	38.670	248.2	17:51:16.498	11		1:59.448	33.442	46.542	39.464	248.8	17:52:53.666
12		1:58.362	33.559	46.232	38.571	248.8	17:53:14.860	12		1:57.890	33.465	45.587	38.838	251.1	17:54:51.556
13		1:59.081	34.162	45.475	39.444	247.7	17:55:13.941	13		1:58.192	33.205	45.425	39.562	250.5	17:56:49.748
14		1:58.122	33.502	45.169	39.451	249.4	17:57:12.063	14		2:07.871 P	33.624	45.636	48.611	249.4	17:58:57.619
15		2:07.102 P	33.395	44.887	48.820	248.2	17:59:19.165								

32 Fernando Fortes Porsche 911 GT3 Cup gen 2 50 Filip Teunkens Porsche 992 GT3 Cup

AM Three Sixty Racing Team							PROAM Bas Schouten Q1 by EMG Motorsport								
Lap	D	Time	Sector 1	Sector 2	Sector 3	T. Spd	Elapsed	Lap	D	Time	Sector 1	Sector 2	Sector 3	T. Spd	Elapsed
1		17:23:00.997	17:21:28.207	52.126	40.664	138.9	17:23:00.997	1		17:32:27.277	17:30:57.803	50.000	39.474	152.9	17:32:27.277
2		2:05.414	37.846	48.191	39.377	193.5	17:25:06.411	2		2:17.461 P	33.976	48.943	54.542	246.5	17:34:44.738
3		1:59.900	33.212	44.284	42.404	247.1	17:27:06.311	3		11:39.571	10:16.430	45.102	38.039	169.5	17:46:24.309
4		1:58.712	32.971	44.231	41.510	248.2	17:29:05.023	4		1:59.468	34.857	45.652	38.959	246.0	17:48:23.777
5		1:59.376	36.020	44.982	38.374	248.8	17:31:04.399	5		1:53.124	32.817	43.619	36.688	247.7	17:50:16.901
6		1:54.998	32.792	44.300	37.906	250.0	17:32:59.397	6		2:02.349	32.458	43.166	46.725	249.4	17:52:19.250
7		2:52.194 P	39.755	1:13.200	59.239	222.2	17:35:51.591	7		1:53.499	32.919	43.369	37.211	244.8	17:54:12.749
8		11:25.213	10:02.144	44.824	38.245	162.1	17:47:16.804	8		1:53.066	32.397	43.542	37.127	248.8	17:56:05.815
9		1:55.352	32.798	44.145	38.409	248.8	17:49:12.156	9		1:59.016 P	32.382	43.809	42.825	248.8	17:58:04.831
10		1:54.296	32.630	43.804	37.862	248.8	17:51:06.452								
11		2:05.301 P	34.806	45.251	45.244	250.5	17:53:11.753								





Circuit de Barcelona
GT Cup Open Europe
Free Practice - 3
Lap Analysis



53 Nicolas Vandierendonck Porsche 992 GT3 Cup **991** Dino Zamparelli Porsche 911 GT3 Cup gen 2

PROAM							Q1 by EMG Motorsport							PROAM							Valluga Racing											
Lap	D	Time	Sector 1	Sector 2	Sector 3	T. Spd	Elapsed	Lap	D	Time	Sector 1	Sector 2	Sector 3	T. Spd	Elapsed	Lap	D	Time	Sector 1	Sector 2	Sector 3	T. Spd	Elapsed	Lap	D	Time	Sector 1	Sector 2	Sector 3	T. Spd	Elapsed	
1		17:18:10.797	17:16:46.800	45.568	38.429	160.7	17:18:10.797	1		17:19:10.250	17:17:28.392	56.639	45.219	117.1	17:19:10.250																	
2		1:55.795	33.253	44.739	37.803	246.0	17:20:06.592	2		2:02.988	36.553	47.189	39.246	244.3	17:21:13.238																	
3		1:53.350	32.756	43.410	37.184	248.8	17:21:59.942	3		1:56.123	33.520	44.520	38.083	247.7	17:23:09.361																	
4		1:52.790	32.372	43.127	37.291	248.8	17:23:52.732	4		1:54.890	33.057	43.911	37.922	250.5	17:25:04.251																	
5		1:59.343 P	32.997	43.309	43.037	248.8	17:25:52.075	5		1:54.593	32.798	43.820	37.975	250.5	17:26:58.844																	
6		2:47.953	1:27.489	43.427	37.037	173.0	17:28:40.028	6		1:55.418	32.809	44.053	38.556	250.5	17:28:54.262																	
7		1:52.117	32.244	43.051	36.822	247.7	17:30:32.145	7		1:54.672	32.764	43.837	38.071	251.7	17:30:48.934																	
8		1:51.930	32.281	42.992	36.657	248.2	17:32:24.075	8		2:11.286 P	33.145	44.064	54.077	251.1	17:33:00.220																	
9		2:17.428 P	32.313	50.495	54.620	250.0	17:34:41.503	9		13:43.520	12:20.302	44.656	38.562	165.1	17:46:43.740																	
10		12:02.897	10:41.328	44.102	37.467	170.8	17:46:44.400	10		1:55.653	32.763	44.734	38.156	250.5	17:48:39.393																	
11		1:53.578	32.652	43.729	37.197	249.4	17:48:37.978	11		1:54.769	32.927	43.870	37.972	251.7	17:50:34.162																	
12		1:53.378	32.793	43.365	37.220	248.2	17:50:31.356	12		1:54.500	32.666	44.138	37.696	252.3	17:52:28.662																	
13		1:52.209	32.394	42.938	36.877	248.8	17:52:23.565	13		1:54.624	32.637	43.908	38.079	252.3	17:54:23.286																	
14		1:52.136	32.317	42.846	36.973	249.4	17:54:15.701	14		1:54.658	32.791	43.826	38.041	252.3	17:56:17.944																	
15		1:51.802	32.166	42.903	36.733	250.0	17:56:07.503	15		2:15.118 P	36.181	45.623	53.314	252.9	17:58:33.062																	
16		1:58.806 P	32.770	44.061	41.975	250.5	17:58:06.309																									

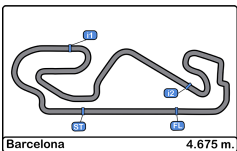
54 Jan Laurysen Porsche 992 GT3 Cup

PROAM							Q1 by EMG Motorsport								
Lap	D	Time	Sector 1	Sector 2	Sector 3	T. Spd	Elapsed	Lap	D	Time	Sector 1	Sector 2	Sector 3	T. Spd	Elapsed
1		17:19:36.026	17:18:12.160	45.779	38.087	145.5	17:19:36.026								
2		1:53.659	33.039	43.665	36.955	247.1	17:21:29.685								
3		1:58.689 P	32.765	43.443	42.481	248.8	17:23:28.374								
4		4:07.901	2:42.664	47.034	38.203	144.0	17:27:36.275								
5		1:53.372	33.040	43.331	37.001	244.8	17:29:29.647								
6		1:51.458	32.382	42.809	36.267	247.7	17:31:21.105								
7		1:51.611	32.438	42.595	36.578	250.0	17:33:12.716								
8		2:39.906 P	34.983	1:05.636	59.287	199.6	17:35:52.622								
9		10:34.457	9:12.976	44.679	36.802	169.5	17:46:27.079								
10		1:58.833	32.324	43.987	42.522	248.8	17:48:25.912								
11		1:54.817	32.291	42.950	39.576	248.8	17:50:20.729								
12		1:50.980	32.187	42.460	36.333	248.8	17:52:11.709								
13		1:51.411	32.283	42.685	36.443	248.2	17:54:03.120								
14		1:51.343	32.204	42.701	36.438	248.8	17:55:54.463								
15		1:57.527 P	32.349	42.748	42.430	249.4	17:57:51.990								

215 August MacBeth Mercedes AMG GT4

AM							NM Racing Team								
Lap	D	Time	Sector 1	Sector 2	Sector 3	T. Spd	Elapsed	Lap	D	Time	Sector 1	Sector 2	Sector 3	T. Spd	Elapsed
1		17:22:01.780	17:20:23.139	54.066	44.575	125.5	17:22:01.780								
2		2:06.454	34.329	47.259	44.866	252.9	17:24:08.234								
3		1:54.094	32.790	43.957	37.347	253.5	17:26:02.328								
4		1:51.708	31.989	43.027	36.692	257.7	17:27:54.036								
5		1:57.580	32.833	45.289	39.458	256.5	17:29:51.616								
6		1:54.884	34.047	43.717	37.120	255.3	17:31:46.500								
7		1:57.143 P	32.403	43.246	41.494	256.5	17:33:43.643								
8		13:25.634	12:01.396	45.468	38.770	113.8	17:47:09.277								
9		1:54.842	33.057	43.811	37.974	252.9	17:49:04.119								
10		1:54.397	32.445	43.974	37.978	256.5	17:50:58.516								
11		1:53.352	32.161	43.526	37.665	256.5	17:52:51.868								
12		1:52.922	32.398	43.269	37.255	255.3	17:54:44.790								
13		1:54.978	32.269	43.455	39.254	256.5	17:56:39.768								
14		2:21.118 P	36.235	50.194	54.689	249.4	17:59:00.886								



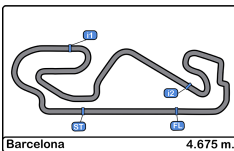


Circuito de Barcelona
 GT Cup Open Europe
 Free Practice - 3
 Best Sectors Results



Sector - 1				Sector - 2				Sector - 3				Ideal Lap vs Best Lap				
Clas	Nº	Driver	Time	Nº	Driver	Time	Nº	Driver	Time	Clas	Nº	Driver	Ideal Lap	Best Lap	Clas	
1	215	MacBeth - Estragues	31.989	54	Jan Laurysen	42.460	54	Jan Laurysen	36.267	1	54	Jan Laurysen	1:50.914	1:50.980	1	
2	53	Vandierendonck - Schouten	32.166	53	Vandierendonck - Schouten	42.846	53	Vandierendonck - Schouten	36.657	2	53	Vandierendonck - Schouten	1:51.669	1:51.802	3	
3	54	Jan Laurysen	32.187	215	MacBeth - Estragues	43.027	50	Teunkens - Schouten	36.688	3	215	MacBeth - Estragues	1:51.708	1:51.708	2	
4	50	Teunkens - Schouten	32.382	50	Teunkens - Schouten	43.166	215	MacBeth - Estragues	36.692	4	50	Teunkens - Schouten	1:52.236	1:53.066	4	
5	32	Fernando Fortes	32.630	26	Darmetko - Janosz	43.747	991	Zamparelli - Klingelberg	37.696	5	26	Darmetko - Janosz	1:54.088	1:54.317	6	
6	26	Darmetko - Janosz	32.631	32	Fernando Fortes	43.804	26	Darmetko - Janosz	37.710	6	991	Zamparelli - Klingelberg	1:54.153	1:54.500	7	
7	991	Zamparelli - Klingelberg	32.637	991	Zamparelli - Klingelberg	43.820	32	Fernando Fortes	37.862	7	32	Fernando Fortes	1:54.296	1:54.296	5	
8	45	Speakerwas - Antoszewski	33.205	27	Mauro - Aristot	44.887	27	Mauro - Aristot	38.571	8	45	Speakerwas - Antoszewski	1:56.805	1:57.473	8	
9	27	Mauro - Aristot	33.395	45	Speakerwas - Antoszewski	44.992	45	Speakerwas - Antoszewski	38.608	9	27	Mauro - Aristot	1:56.853	1:58.041	9	
10	44	Pisani - Bozzoni	34.033	44	Pisani - Bozzoni	46.436	44	Pisani - Bozzoni	39.668	10	44	Pisani - Bozzoni	2:00.137	2:00.666	10	



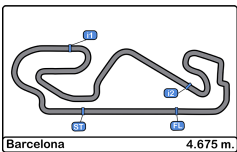


Circuito de Barcelona
GT Cup Open Europe
Free Practice - 3
Best 5 Lap Times



Cl	N°	Entrant/Team	Nat	Driver 1	Nat	Driver 2	Nat	Vehicle	Cat	Cl	Best 1		Best 2		Best 3		Best 4		Best 5	
											Time	Lap	Time	Lap	Time	Lap	Time	Lap	Time	Lap
1	54	Q1 by EMG Motorsport	BEL	Jan Lauryszen	BEL			Porsche 992 GT3 Cup	PROAM	1	1:50.980	12	1:51.343	14	1:51.411	13	1:51.458	6	1:53.372	5
2	215	NM Racing Team	ESP	August MacBeth	CHE	Albert Estragues	ESP	Mercedes AMG GT4	AM	1	1:51.708	4	1:52.922	12	1:53.352	11	1:54.094	3	1:54.397	10
3	53	Q1 by EMG Motorsport	BEL	Nicolas Vandierendonck	BEL	Dirk Schouten	NLD	Porsche 992 GT3 Cup	PROAM	2	1:51.802	15	1:51.930	8	1:52.117	7	1:52.136	14	1:52.209	13
4	50	Q1 by EMG Motorsport	BEL	Filip Teunkens	BEL	Bas Schouten	NLD	Porsche 992 GT3 Cup	PROAM	3	1:53.066	8	1:53.124	5	1:53.499	7	1:59.016	9	1:59.468	4
5	32	Three Sixty Racing Team	AND	Fernando Fortes	BRA			Porsche 911 GT3 Cup gen 2	AM	2	1:54.296	10	1:54.998	6	1:55.352	9	1:58.712	4	1:59.376	5
6	26	Q1 by EMG Motorsport	BEL	Maciej Darmetko	POL	Artur Janosz	POL	Porsche 911 GT3 Cup gen 2	PROAM	4	1:54.317	7	1:54.683	4	1:54.787	6	1:55.010	8	1:55.552	3
7	991	Valluga Racing	GBR	Dino Zamparelli	GBR	Jan Klingelberg	CHE	Porsche 911 GT3 Cup gen 2	PROAM	5	1:54.500	12	1:54.593	5	1:54.624	13	1:54.658	14	1:54.672	7
8	45	CAME Racing Team	ITA	Mark Speakerwas	ITA	Jan Antoszewski	POL	Porsche 911 GT3 Cup gen 1	PROAM	6	1:57.473	5	1:57.782	9	1:57.890	12	1:58.192	13	1:58.674	10
9	27	Three Sixty Racing Team	AND	Marcio Mauro	BRA	Oscar Aristot	AND	Porsche 911 GT3 Cup gen 2	AM	3	1:58.041	11	1:58.122	14	1:58.362	12	1:58.713	7	1:59.081	13
10	44	CAME Racing Team	ITA	Eugenio Pisani	ITA	Stefano Bozzoni	ITA	Porsche 911 GT3 Cup gen 1	PROAM	7	2:00.666	7	2:01.253	4	2:02.126	3	2:03.196	2	2:18.260	10



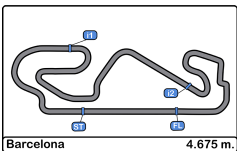


Circuito de Barcelona
GT Cup Open Europe
Free Practice - 3
Best 5 Top Speeds



Cl	N°	Entrant/Team	Nat	Driver 1	Nat	Driver 2	Nat	Vehicle	Cat	Cl	Top 1		Top 2		Top 3		Top 4		Top 5		Avg
											Km/h	Lap	Km/h	Lap	Km/h	Lap	Km/h	Lap	Km/h	Lap	
1	215	NM Racing Team	ESP	August MacBeth	CHE	Albert Estragues	ESP	Mercedes AMG GT4	AM	1	257.7	4	256.5	5	256.5	7	256.5	10	256.5	11	256.7
2	991	Valluga Racing	GBR	Dino Zamparelli	GBR	Jan Klingelberg	CHE	Porsche 911 GT3 Cup gen 2	PROAM	1	252.9	15	252.3	12	252.3	13	252.3	14	251.7	7	252.3
3	26	Q1 by EMG Motorsport	BEL	Maciej Darmetko	POL	Artur Janosz	POL	Porsche 911 GT3 Cup gen 2	PROAM	2	251.1	5	250.5	8	250.0	7	250.0	9	249.4	6	250.2
4	45	CAME Racing Team	ITA	Mark Speakerwas	ITA	Jan Antoszewski	POL	Porsche 911 GT3 Cup gen 1	PROAM	3	251.1	12	250.5	13	249.4	14	248.8	6	248.8	11	249.7
5	32	Three Sixty Racing Team	AND	Fernando Fortes	BRA			Porsche 911 GT3 Cup gen 2	AM	2	250.5	11	250.0	6	248.8	5	248.8	9	248.8	10	249.4
6	53	Q1 by EMG Motorsport	BEL	Nicolas Vandierendonck	BEL	Dirk Schouten	NLD	Porsche 992 GT3 Cup	PROAM	4	250.5	16	250.0	9	250.0	15	249.4	11	249.4	14	249.8
7	54	Q1 by EMG Motorsport	BEL	Jan Laurysen	BEL			Porsche 992 GT3 Cup	PROAM	5	250.0	7	249.4	15	248.8	3	248.8	10	248.8	11	249.1
8	27	Three Sixty Racing Team	AND	Marcio Mauro	BRA	Oscar Aristot	AND	Porsche 911 GT3 Cup gen 2	AM	3	249.4	14	248.8	10	248.8	12	248.2	8	248.2	11	248.7
9	50	Q1 by EMG Motorsport	BEL	Filip Teunkens	BEL	Bas Schouten	NLD	Porsche 992 GT3 Cup	PROAM	6	249.4	6	248.8	8	248.8	9	247.7	5	246.5	2	248.2
10	44	CAME Racing Team	ITA	Eugenio Pisani	ITA	Stefano Bozzoni	ITA	Porsche 911 GT3 Cup gen 1	PROAM	7	246.0	7	244.8	5	243.7	4	242.6	8	242.6	10	244.0



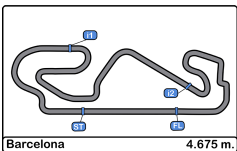


Circuito de Barcelona
 GT Cup Open Europe
 Free Practice - 3
 Fastest Laps Sequence



Lap	Time of Day	Session Time	Nº	Entrant/Team	Nat	Driver 1	Nat	Driver 2	Nat	Vehicle	Cat	Time	Km/h
2	17:20:06.592	4:06.592	53	Q1 by EMG Motorsport	BEL	Nicolas Vandierendonck	BEL	Dirk Schouten	NLD	Porsche 992 GT3 Cup	PROAM	1:55.795	145.3
2	17:21:29.685	5:29.685	54	Q1 by EMG Motorsport	BEL	Jan Laurysen	BEL			Porsche 992 GT3 Cup	PROAM	1:53.659	148.0
3	17:21:59.942	5:59.942	53	Q1 by EMG Motorsport	BEL	Nicolas Vandierendonck	BEL	Dirk Schouten	NLD	Porsche 992 GT3 Cup	PROAM	1:53.350	148.4
4	17:23:52.732	7:52.732	53	Q1 by EMG Motorsport	BEL	Nicolas Vandierendonck	BEL	Dirk Schouten	NLD	Porsche 992 GT3 Cup	PROAM	1:52.790	149.2
4	17:27:54.036	11:54.036	215	NM Racing Team	ESP	August MacBeth	CHE	Albert Estragues	ESP	Mercedes AMG GT4	AM	1:51.708	150.6
6	17:31:21.105	15:21.105	54	Q1 by EMG Motorsport	BEL	Jan Laurysen	BEL			Porsche 992 GT3 Cup	PROAM	1:51.458	150.9
12	17:52:11.709	36:11.709	54	Q1 by EMG Motorsport	BEL	Jan Laurysen	BEL			Porsche 992 GT3 Cup	PROAM	1:50.980	151.6





Circuito de Barcelona

GT Cup Open Europe

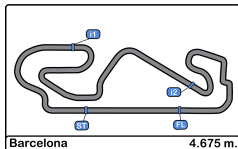
Free Practice - 3

Event Best Maximum Speed



Nº	Entrant/Team	Nat	Driver 1	Nat	Driver 2	Nat	Vehicle	Cat	Km/h	Session
215	NM Racing Team	ESP	August MacBeth	CHE	Albert Estragues	ESP	Mercedes AMG GT4	AM	259.6	Private test - 1
24	A&P Racing Team PTT Tech Support	POL	Maciej Blazek	POL	Mateusz Lisowski	POL	Porsche 991 GT3 Cup gen 2	PROAM	253.5	Free Practice - 2
26	Q1 by EMG Motorsport	BEL	Maciej Darmetko	POL	Artur Janosz	POL	Porsche 911 GT3 Cup gen 2	PROAM	252.9	Free Practice - 2
991	Valluga Racing	GBR	Dino Zamparelli	GBR	Jan Klingelberg	CHE	Porsche 911 GT3 Cup gen 2	PROAM	252.9	Free Practice - 3
50	Q1 by EMG Motorsport	BEL	Filip Teunkens	BEL	Bas Schouten	NLD	Porsche 992 GT3 Cup	PROAM	252.3	Free Practice - 1
45	CAME Racing Team	ITA	Mark Speakerwas	ITA	Jan Antoszewski	POL	Porsche 911 GT3 Cup gen 1	PROAM	252.3	Free Practice - 2
44	CAME Racing Team	ITA	Eugenio Pisani	ITA	Stefano Bozzoni	ITA	Porsche 911 GT3 Cup gen 1	PROAM	251.1	Free Practice - 2
54	Q1 by EMG Motorsport	BEL	Jan Lauryssen	BEL			Porsche 992 GT3 Cup	PROAM	250.5	Free Practice - 1
32	Three Sixty Racing Team	AND	Fernando Fortes	BRA			Porsche 911 GT3 Cup gen 2	AM	250.5	Free Practice - 2
53	Q1 by EMG Motorsport	BEL	Nicolas Vandierendonck	BEL	Dirk Schouten	NLD	Porsche 992 GT3 Cup	PROAM	250.5	Free Practice - 3
27	Three Sixty Racing Team	AND	Marcio Mauro	BRA	Oscar Aristot	AND	Porsche 911 GT3 Cup gen 2	AM	249.4	Free Practice - 3





Circuit de Barcelona
GT Cup Open Europe
Free Practice - 3
Pit Stop Analysis



27 Marcio Mauro Porsche 911 GT3 Cup gen 2
 AM Oscar Aristot Three Sixty Racing Team

Nº	In Day Time	In Time	Out Time	Pit Time	T. Pit Time	Handicap	Diff.
1	17:33:26.029	17:33:26.029	17:45:11.508	11:45.479	11:45.479		

32 Fernando Fortes Porsche 911 GT3 Cup gen 2
 AM Three Sixty Racing Team

Nº	In Day Time	In Time	Out Time	Pit Time	T. Pit Time	Handicap	Diff.
1	17:35:48.569	17:35:48.569	17:45:19.453	9:30.884	9:30.884		

44 Eugenio Pisani Porsche 911 GT3 Cup gen 1
 PROAM Stefano Bozzoni CAME Racing Team

Nº	In Day Time	In Time	Out Time	Pit Time	T. Pit Time	Handicap	Diff.
1	17:34:31.015	17:34:31.015	17:44:51.613	10:20.598	10:20.598		
2	17:52:06.780	17:52:06.780	17:54:03.670	1:56.890	12:17.488		

45 Mark Speakerwas Porsche 911 GT3 Cup gen 1
 PROAM Jan Antoszewski CAME Racing Team

Nº	In Day Time	In Time	Out Time	Pit Time	T. Pit Time	Handicap	Diff.
1	17:29:49.980	17:29:49.980	17:32:23.839	2:33.859	2:33.859		
2	17:34:40.708	17:34:40.708	17:44:55.153	10:14.445	12:48.304		

50 Filip Teunkens Porsche 992 GT3 Cup
 PROAM Bas Schouten Q1 by EMG Motorsport

Nº	In Day Time	In Time	Out Time	Pit Time	T. Pit Time	Handicap	Diff.
1	17:34:42.253	17:34:42.253	17:44:26.958	9:44.705	9:44.705		

53 Nicolas Vandierenonck Porsche 992 GT3 Cup
 PROAM Dirk Schouten Q1 by EMG Motorsport

Nº	In Day Time	In Time	Out Time	Pit Time	T. Pit Time	Handicap	Diff.
1	17:25:49.591	17:25:49.591	17:26:47.239	57.648	57.648		
2	17:34:38.947	17:34:38.947	17:44:49.738	10:10.791	11:08.439		

54 Jan Laurysen Porsche 992 GT3 Cup
 PROAM Q1 by EMG Motorsport

Nº	In Day Time	In Time	Out Time	Pit Time	T. Pit Time	Handicap	Diff.
1	17:23:25.885	17:23:25.885	17:25:33.423	2:07.538	2:07.538		
2	17:35:50.123	17:35:50.123	17:44:32.201	8:42.078	10:49.616		

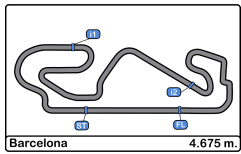
215 August MacBeth Mercedes AMG GT4
 AM Albert Estragues NM Racing Team

Nº	In Day Time	In Time	Out Time	Pit Time	T. Pit Time	Handicap	Diff.
1	17:33:40.973	17:33:40.973	17:45:05.522	11:24.549	11:24.549		

991 Dino Zamparelli Porsche 911 GT3 Cup gen 2
 PROAM Jan Klingelberg Valluga Racing

Nº	In Day Time	In Time	Out Time	Pit Time	T. Pit Time	Handicap	Diff.
1	17:32:57.061	17:32:57.061	17:44:45.465	11:48.404	11:48.404		





Circuit de Barcelona
 GT Cup Open Europe
 Free Practice - 3
 Weather Report



Air Temperature

Sin datos disponibles

Track Temperature

Sin datos disponibles

Humidity

Sin datos disponibles

Pressure

Sin datos disponibles

Wind Speed

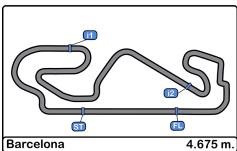
Sin datos disponibles

Wind direction

North = 0°/360° Est = 90° South = 180° West= 270°

Sin datos disponibles





Circuito de Barcelona
GT Cup Open Europe
Free Practice - 1 - 2 - 3
Combined Results



Cls	Nº	Entrant/Team	Nat	Driver 1	Nat	Driver 2	Nat	Vehicle	Cat	Cls	Laps	FP1	FP2	FP3	Best	Gap	Interval	Km/h	
1	24	A&P Racing Team PTT Tech Support	POL	Maciej Blazek	POL	Mateusz Lisowski	POL	Porsche 991 GT3 Cup gen 2	PROAM	1	39	1:51.411	6	1:50.967	1	1:50.967		151.6	
2	54	Q1 by EMG Motorsport	BEL	Jan Laurysen	BEL			Porsche 992 GT3 Cup	PROAM	2	53	1:51.438	1	1:51.243	1	1:50.980	0.013	0.013	151.6
3	215	NM Racing Team	ESP	August MacBeth	CHE	Albert Estragues	ESP	Mercedes AMG GT4	AM	1	56	1:53.333	1	1:53.419	1	1:51.708	0.741	0.728	150.6
4	53	Q1 by EMG Motorsport	BEL	Nicolas Vandierendonck	BEL	Dirk Schouten	NLD	Porsche 992 GT3 Cup	PROAM	3	62	1:52.763	7	1:52.933	2	1:51.802	0.835	0.094	150.5
5	26	Q1 by EMG Motorsport	BEL	Maciej Darmetko	POL	Artur Janosz	POL	Porsche 911 GT3 Cup gen 2	PROAM	4	51	1:51.999	8	1:52.411	1	1:54.317	1.032	0.197	150.2
6	991	Valluga Racing	GBR	Dino Zamparelli	GBR	Jan Klingelberg	CHE	Porsche 911 GT3 Cup gen 2	PROAM	5	60	1:52.297	4	1:52.226	3	1:54.500	1.259	0.227	149.9
7	50	Q1 by EMG Motorsport	BEL	Filip Teunkens	BEL	Bas Schouten	NLD	Porsche 992 GT3 Cup	PROAM	6	59	1:52.780	1	1:52.617	1	1:53.066	1.650	0.391	149.4
8	45	CAME Racing Team	ITA	Mark Speakerwas	ITA	Jan Antoszewski	POL	Porsche 911 GT3 Cup gen 1	PROAM	7	58	1:53.382	2	1:53.625	6	1:57.473	2.448	0.765	148.4
9	44	CAME Racing Team	ITA	Eugenio Pisani	ITA	Stefano Bozzoni	ITA	Porsche 911 GT3 Cup gen 1	PROAM	8	51	1:53.614	1	1:53.415	4	2:00.666	2.448	0.033	148.3
10	32	Three Sixty Racing Team	AND	Fernando Fortes	BRA			Porsche 911 GT3 Cup gen 2	AM	2	44	1:55.241	1	1:54.148	4	1:54.296	3.181	0.733	147.4
11	27	Three Sixty Racing Team	AND	Marcio Mauro	BRA	Oscar Aristot	AND	Porsche 911 GT3 Cup gen 2	AM	3	59	1:56.667	1	1:57.606	2	1:58.041	5.700	2.519	144.2

Published at:.....

Stewards:	Race Director:	Timekeeper: Luis Angel García Nuñez <i>[Signature]</i> JOB/I-0020-ESP
------------------	-----------------------	--

