

**Circuito de Barcelona**  
**GT Cup Open Europe**  
**Free Practice - 2**  
**Provisional Results**




Cls	Nº	Entrant/Team	Nat	Driver 1	Nat	Driver 2	Nat	Vehicle	Cat	Cls	Laps	Best	Time	Gap	Interval	Km/h
1	24	A&P Racing Team PTT Tech Support	POL	Maciej Blazek	POL	Mateusz Lisowski	POL	Porsche 991 GT3 Cup gen 2	PROAM	1	21	14	1:50.967			151.6
2	54	Q1 by EMG Motorsport	BEL	Jan Laurysen	BEL			Porsche 992 GT3 Cup	PROAM	2	20	18	1:51.243	0.276	0.276	151.2
3	991	Valluga Racing	GBR	Dino Zamparelli	GBR	Jan Klingelberg	CHE	Porsche 911 GT3 Cup gen 2	PROAM	3	23	3	1:52.226	1.259	0.983	149.9
4	26	Q1 by EMG Motorsport	BEL	Maciej Darmetko	POL	Artur Janosz	POL	Porsche 911 GT3 Cup gen 2	PROAM	4	22	14	1:52.411	1.444	0.185	149.7
5	50	Q1 by EMG Motorsport	BEL	Filip Teunkens	BEL	Bas Schouten	NLD	Porsche 992 GT3 Cup	PROAM	5	26	19	1:52.617	1.650	0.206	149.4
6	53	Q1 by EMG Motorsport	BEL	Nicolas Vandierendonck	BEL	Dirk Schouten	NLD	Porsche 992 GT3 Cup	PROAM	6	24	21	1:52.933	1.966	0.316	149.0
7	44	CAME Racing Team	ITA	Eugenio Pisani	ITA	Stefano Bozzoni	ITA	Porsche 911 GT3 Cup gen 1	PROAM	7	19	4	1:53.415	2.448	0.482	148.3
8	215	NM Racing Team	ESP	August MacBeth	CHE	Albert Estragues	ESP	Mercedes AMG GT4	AM	1	21	10	1:53.419	2.452	0.004	148.3
9	45	CAME Racing Team	ITA	Mark Speakerwas	ITA	Jan Antoszewski	POL	Porsche 911 GT3 Cup gen 1	PROAM	8	22	6	1:53.625	2.658	0.206	148.1
10	32	Three Sixty Racing Team	AND	Fernando Fortes	BRA			Porsche 911 GT3 Cup gen 2	AM	2	19	4	1:54.148	3.181	0.523	147.4
11	27	Three Sixty Racing Team	AND	Marcio Mauro	BRA	Oscar Aristot	AND	Porsche 911 GT3 Cup gen 2	AM	3	23	21	1:57.606	6.639	3.458	143.1

Published at:.....

Track Temp: 22.2 °C Air Temp: 19.8 °C Humidity: 56 % Track Status: DRY

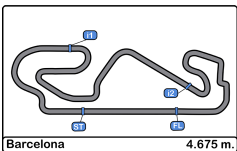
Stewards:

Race Director:

Timekeeper:  Luis Angel Garcia Nuñez

JOB/I-0020-ESP





Circuito de Barcelona

GT Cup Open Europe

Free Practice - 2

Provisional Results by Category



Cls	Nº	Entrant/Team	Nat	Driver 1	Nat	Driver 2	Nat	Vehicle	Cat	Cls	Laps	Best	Time	Gap	Interval	Km/h
<b>PROAM</b>																
1	24	A&P Racing Team PTT Tech Support	POL	Maciej Blazek	POL	Mateusz Lisowski	POL	Porsche 991 GT3 Cup gen 2	PROAM	1	21	14	1:50.967			151.6
2	54	Q1 by EMG Motorsport	BEL	Jan Laurysen	BEL			Porsche 992 GT3 Cup	PROAM	2	20	18	1:51.243	0.276	0.276	151.2
3	991	Valluga Racing	GBR	Dino Zamparelli	GBR	Jan Klingelberg	CHE	Porsche 911 GT3 Cup gen 2	PROAM	3	23	3	1:52.226	1.259	0.983	149.9
4	26	Q1 by EMG Motorsport	BEL	Maciej Darmetko	POL	Artur Janosz	POL	Porsche 911 GT3 Cup gen 2	PROAM	4	22	14	1:52.411	1.444	0.185	149.7
5	50	Q1 by EMG Motorsport	BEL	Filip Teunkens	BEL	Bas Schouten	NLD	Porsche 992 GT3 Cup	PROAM	5	26	19	1:52.617	1.650	0.206	149.4
6	53	Q1 by EMG Motorsport	BEL	Nicolas Vandierendonck	BEL	Dirk Schouten	NLD	Porsche 992 GT3 Cup	PROAM	6	24	21	1:52.933	1.966	0.316	149.0
7	44	CAME Racing Team	ITA	Eugenio Pisani	ITA	Stefano Bozzoni	ITA	Porsche 911 GT3 Cup gen 1	PROAM	7	19	4	1:53.415	2.448	0.482	148.3
8	45	CAME Racing Team	ITA	Mark Speakerwas	ITA	Jan Antoszewski	POL	Porsche 911 GT3 Cup gen 1	PROAM	8	22	6	1:53.625	2.658	0.210	148.1
<b>AM</b>																
1	215	NM Racing Team	ESP	August MacBeth	CHE	Albert Estragues	ESP	Mercedes AMG GT4	AM	1	21	10	1:53.419			148.3
2	32	Three Sixty Racing Team	AND	Fernando Fortes	BRA			Porsche 911 GT3 Cup gen 2	AM	2	19	4	1:54.148	0.729	0.729	147.4
3	27	Three Sixty Racing Team	AND	Marcio Mauro	BRA	Oscar Aristot	AND	Porsche 911 GT3 Cup gen 2	AM	3	23	21	1:57.606	4.187	3.458	143.1

Published at:.....

Track Temp: 22.2 °C Air Temp: 19.8 °C Humidity: 56 % Track Status: DRY

Stewards:

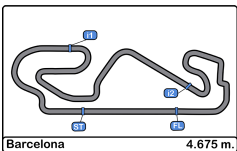
Race Director:

Timekeeper:

Luís Angel García Nuñez

JOB/I-0020-ESP





**Circuito de Barcelona**  
**GT Cup Open Europe**  
**Free Practice - 2**  
**Provisional Results by Class**



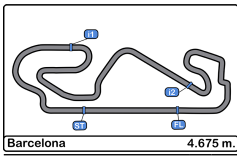
Cls	Nº	Entrant/Team	Nat	Driver 1	Nat	Driver 2	Nat	Vehicle	Cat	Cls	Laps	Best	Time	Gap	Interval	Km/h
<b>GT Open Cup Europe</b>																
1	24	A&P Racing Team PTT Tech Support	POL	Maciej Blazek	POL	Mateusz Lisowski	POL	Porsche 991 GT3 Cup gen 2	PROAM	1	21	14	1:50.967			151.6
2	54	Q1 by EMG Motorsport	BEL	Jan Laurysse	BEL			Porsche 992 GT3 Cup	PROAM	2	20	18	1:51.243	0.276	0.276	151.2
3	991	Valluga Racing	GBR	Dino Zamparelli	GBR	Jan Klingelberg	CHE	Porsche 911 GT3 Cup gen 2	PROAM	3	23	3	1:52.226	1.259	0.983	149.9
4	26	Q1 by EMG Motorsport	POL	Maciej Darmetko	POL	Artur Janosz	POL	Porsche 911 GT3 Cup gen 2	PROAM	4	22	14	1:52.411	1.444	0.185	149.7
5	50	Q1 by EMG Motorsport	BEL	Filip Teunkens	BEL	Bas Schouten	NLD	Porsche 992 GT3 Cup	PROAM	5	26	19	1:52.617	1.650	0.206	149.4
6	53	Q1 by EMG Motorsport	BEL	Nicolas Vandierendonck	BEL	Dirk Schouten	NLD	Porsche 992 GT3 Cup	PROAM	6	24	21	1:52.933	1.966	0.316	149.0
7	44	CAME Racing Team	ITA	Eugenio Pisani	ITA	Stefano Bozzoni	ITA	Porsche 911 GT3 Cup gen 1	PROAM	7	19	4	1:53.415	2.448	0.482	148.3
8	215	NM Racing Team	ESP	August MacBeth	CHE	Albert Estragues	ESP	Mercedes AMG GT4	AM	1	21	10	1:53.419	2.452	0.004	148.3
9	45	CAME Racing Team	ITA	Mark Speakerwas	ITA	Jan Antoszewski	POL	Porsche 911 GT3 Cup gen 1	PROAM	8	22	6	1:53.625	2.658	0.206	148.1
10	32	Three Sixty Racing Team	AND	Fernando Fortes	BRA			Porsche 911 GT3 Cup gen 2	AM	2	19	4	1:54.148	3.181	0.523	147.4
11	27	Three Sixty Racing Team	AND	Marcio Mauro	BRA	Oscar Aristot	AND	Porsche 911 GT3 Cup gen 2	AM	3	23	21	1:57.606	6.639	3.458	143.1

Published at:.....

Track Temp: 22.2 °C Air Temp: 19.8 °C Humidity: 56 % Track Status: DRY

<b>Stewards:</b>	<b>Race Director:</b>	<b>Timekeeper:</b> Luis Angel García Nuñez JOB/I-0020-ESP
------------------	-----------------------	--





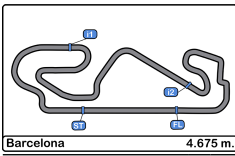
Circuit de Barcelona  
 GT Cup Open Europe  
 Free Practice - 2  
 Lap Analysis



24							27										
PROAM			Mateusz Lisowski				A&P Racing Team PTT Tech				AM			Oscar Aristot			
Lap	D	Time	Sector 1	Sector 2	Sector 3	T. Spd	Elapsed	Lap	D	Time	Sector 1	Sector 2	Sector 3	T. Spd	Elapsed		
1		14:30:16.228	14:28:47.230	49.763	39.235	117.2	14:30:16.228	1		14:24:51.276	14:23:10.025	57.868	43.383	125.4	14:24:51.276		
2		1:54.883	33.224	44.060	37.599	246.5	14:32:11.111	2		2:03.752	36.535	47.065	40.152	234.2	14:26:55.028		
3		1:54.993	32.800	43.887	38.306	247.7	14:34:06.104	3		2:12.059 P	34.525	45.518	52.016	246.5	14:29:07.087		
4		1:53.756	32.631	43.536	37.589	250.0	14:35:59.860	4		3:18.712	1:53.466	46.481	38.765	165.3	14:32:25.799		
5		1:54.190	32.586	43.926	37.678	250.0	14:37:54.050	5		1:58.965	33.360	45.550	40.055	245.4	14:34:24.764		
6		1:54.453	32.719	44.143	37.591	249.4	14:39:48.503	6		1:58.185	33.761	45.695	38.729	244.3	14:36:22.949		
7		1:54.470	32.826	43.986	37.658	249.4	14:41:42.973	7		2:01.032	33.416	45.651	41.965	244.8	14:38:23.981		
8		2:10.711 P	32.819	49.037	48.855	249.4	14:43:53.684	8		2:01.008	34.266	45.546	41.196	243.2	14:40:24.989		
9		5:47.067	4:25.759	44.234	37.074	158.8	14:49:40.751	9		2:12.552 P	33.171	48.893	50.488	245.4	14:42:37.541		
10		1:52.044	32.255	42.972	36.817	250.0	14:51:32.795	10		7:33.659	6:05.376	47.809	40.474	166.4	14:50:11.200		
11		1:51.594	32.159	42.966	36.469	251.1	14:53:24.389	11		2:01.597	34.354	47.091	40.152	243.2	14:52:12.797		
12		2:30.578 P	33.136	53.598	1:03.844	250.5	14:55:54.967	12		2:12.287 P	34.487	46.088	51.712	246.0	14:54:25.084		
13		3:59.836	2:40.251	43.144	36.441	171.7	14:59:54.803	13		5:18.073	3:51.080	46.750	40.243	165.6	14:59:43.157		
14		1:50.967	32.022	42.739	36.206	252.3	15:01:45.770	14		2:01.087	34.407	46.802	39.878	243.7	15:01:44.244		
15		1:55.978	32.496	42.979	40.503	251.7	15:03:41.748	15		1:59.700	34.013	46.224	39.463	245.4	15:03:43.944		
16		1:51.349	32.059	42.765	36.525	253.5	15:05:33.097	16		1:58.533	33.856	45.850	38.827	247.7	15:05:42.477		
17		1:51.873	32.038	42.741	37.094	252.3	15:07:24.970	17		1:58.114	33.547	45.198	39.369	248.2	15:07:40.591		
18		1:56.223 P	32.466	43.462	40.295	251.7	15:09:21.193	18		2:05.590 P	34.612	46.084	44.894	247.1	15:09:46.181		
19		6:07.741 P	4:42.573	44.693	40.475	169.5	15:15:28.934	19		7:40.503	6:14.134	46.169	40.200	158.8	15:17:26.684		
20		3:44.429 P	2:21.197	43.064	40.168	171.9	15:19:13.363	20		1:59.783	34.293	46.191	39.299	247.1	15:19:26.467		
21		3:11.032 P	1:48.046	42.988	39.998	172.5	15:22:24.395	21		1:57.606	33.395	45.071	39.140	247.1	15:21:24.073		

26							32										
PROAM			Artur Janosz				Q1 by EMG Motorsport				AM			Fernando Fortes			
Lap	D	Time	Sector 1	Sector 2	Sector 3	T. Spd	Elapsed	Lap	D	Time	Sector 1	Sector 2	Sector 3	T. Spd	Elapsed		
1		14:24:10.411	14:22:41.376	46.904	42.131	150.4	14:24:10.411	1		14:25:26.563	14:23:55.854	48.872	41.837	156.9	14:25:26.563		
2		1:55.542	33.358	43.731	38.453	246.0	14:26:05.953	2		1:59.665	35.979	45.225	38.461	209.3	14:27:26.228		
3		1:53.907	32.892	43.736	37.279	250.5	14:27:59.860	3		1:54.873	32.956	43.992	37.925	245.4	14:29:21.101		
4		1:54.139	32.224	44.815	37.100	250.0	14:29:53.999	4		1:54.148	32.345	44.069	37.734	246.0	14:31:15.249		
5		1:52.761	32.231	43.403	37.127	250.5	14:31:46.760	5		2:12.754 P	32.721	49.393	50.640	247.1	14:33:28.003		
6		1:53.536	32.584	43.653	37.299	250.0	14:33:40.296	6		7:04.594	5:42.070	44.237	38.287	143.4	14:40:32.597		
7		1:58.506 P	32.712	43.314	42.480	250.0	14:35:38.802	7		2:07.218 P	32.616	44.934	49.668	246.5	14:42:39.815		
8		5:12.859	3:48.621	46.119	38.119	170.8	14:40:51.661	8		8:56.723	7:35.123	44.005	37.595	169.0	14:51:36.538		
9		2:02.782 P	32.746	43.879	46.157	248.2	14:42:54.443	9		1:54.315	32.359	44.078	37.878	248.8	14:53:30.853		
10		7:45.879	6:21.750	45.441	38.688	136.8	14:50:40.322	10		2:27.163 P	38.100	49.668	59.395	212.5	14:55:58.016		
11		1:53.906	32.711	44.036	37.159	250.0	14:52:34.228	11		7:01.197	5:39.030	44.501	37.666	167.9	15:02:59.213		
12		2:01.500 P	32.146	43.501	45.853	251.7	14:54:35.728	12		1:54.602	32.696	43.759	38.147	248.8	15:04:53.815		
13		5:26.720	4:03.958	44.154	38.608	170.0	15:00:02.448	13		1:54.959	32.694	44.181	38.084	248.8	15:06:48.774		
14		1:52.411	32.043	42.748	37.620	252.3	15:01:54.859	14		2:09.378 P	32.818	48.537	48.023	248.8	15:08:58.152		
15		1:56.929 P	31.923	43.131	41.875	252.9	15:03:51.788	15		7:54.447	6:32.479	44.255	37.713	167.9	15:16:52.599		
16		4:30.138 P	2:58.055	45.446	46.637	120.8	15:08:21.926	16		1:55.309	32.701	44.043	38.565	249.4	15:18:47.908		
17		6:58.687	5:32.730	46.162	39.795	170.3	15:15:20.613	17		2:02.359	32.586	48.553	41.220	250.5	15:20:50.267		
18		1:58.204	33.109	45.928	39.167	249.4	15:17:18.817	18		1:54.776	32.864	43.822	38.090	248.8	15:22:45.043		
19		1:55.005	33.260	43.917	37.828	250.5	15:19:13.822	19		2:14.547 P	34.351	50.368	49.828	248.8	15:24:59.590		
20		1:54.797	32.897	44.009	37.891	249.4	15:21:08.619										
21		1:55.604	33.241	44.267	38.096	249.4	15:23:04.223										
22		2:01.473 P	33.202	44.427	43.844	248.2	15:25:05.696										



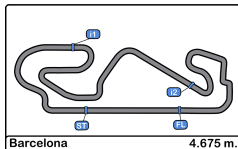


Circuit de Barcelona  
GT Cup Open Europe  
Free Practice - 2  
Lap Analysis



44 Eugenio Pisani Porsche 911 GT3 Cup gen 1							50 Filip Teunkens Porsche 992 GT3 Cup								
PROAM Stefano Bozzoni			CAME Racing Team				PROAM Bas Schouten			Q1 by EMG Motorsport					
Lap	D	Time	Sector 1	Sector 2	Sector 3	T. Spd	Elapsed	Lap	D	Time	Sector 1	Sector 2	Sector 3	T. Spd	Elapsed
1		14:24:44.184	14:22:52.368	1:01.705	50.111	127.3	14:24:44.184	1		14:24:25.563	14:22:53.019	51.867	40.677	152.1	14:24:25.563
2		2:06.748	40.020	48.022	38.706	185.2	14:26:50.932	2		1:57.041	34.457	44.763	37.821	243.2	14:26:22.604
3		1:56.456	33.555	44.502	38.399	246.5	14:28:47.388	3		1:55.956	33.177	44.910	37.869	246.5	14:28:18.560
4		<b>1:53.415</b>	32.588	<b>43.473</b>	37.354	248.8	14:30:40.803	4		1:54.903	33.121	44.460	37.322	247.7	14:30:13.463
5		1:53.553	32.569	43.564	37.420	247.1	14:32:34.356	5		1:54.026	32.858	43.911	37.257	248.2	14:32:07.489
6		1:58.455 P	32.566	43.577	42.312	247.7	14:34:32.811	6		1:53.752	32.863	43.506	37.383	247.1	14:34:01.241
7		18:16.255	16:49.477	47.183	39.595	166.9	14:52:49.066	7		1:54.470	32.781	44.321	37.368	247.7	14:35:55.711
8		2:16.142 P	32.729	49.826	53.587	247.7	14:55:05.208	8		1:53.196	32.627	43.677	36.892	247.7	14:37:48.907
9		3:50.228	2:28.379	44.191	37.658	169.2	14:58:55.436	9		1:53.738	33.210	43.534	36.994	246.5	14:39:42.645
10		1:53.643	32.676	43.800	<b>37.167</b>	247.1	15:00:49.079	10		1:54.292	32.883	43.638	37.771	247.7	14:41:36.937
11		1:53.713	32.578	43.671	37.464	249.4	15:02:42.792	11		2:01.482 P	32.915	44.444	44.123	247.1	14:43:38.419
12		1:53.783	32.468	43.684	37.631	249.4	15:04:36.575	12		5:27.828	4:07.081	43.678	37.069	171.7	14:49:06.247
13		1:55.687	32.545	43.695	39.447	249.4	15:06:32.262	13		1:53.157	32.403	43.539	37.215	246.5	14:50:59.404
14		6:52.074 P	32.772	5:21.720	57.582	249.4	15:13:24.336	14		1:55.841	32.321	46.186	37.334	248.8	14:52:55.245
15		4:48.312	3:24.310	45.556	38.446	145.1	15:18:12.648	15		2:34.264 P	32.445	1:04.384	57.435	248.8	14:55:29.509
16		1:56.772	32.592	44.163	40.017	248.8	15:20:09.420	16		4:30.810	3:10.104	43.530	37.176	171.7	15:00:00.319
17		1:53.857	<b>32.427</b>	43.873	37.557	249.4	15:22:03.277	17		1:53.335	33.026	43.525	<b>36.784</b>	248.2	15:01:53.654
18		1:55.547	33.235	43.794	38.518	251.1	15:23:58.824	18		1:53.016	32.454	43.498	37.064	250.5	15:03:46.670
19		1:58.668 P	32.619	43.909	42.140	248.8	15:25:57.492	19		<b>1:52.617</b>	<b>32.278</b>	43.419	36.920	250.0	15:05:39.287
20								20		1:52.606	32.439	43.217	36.950	249.4	15:07:31.893
21								21		2:12.659 P	38.084	49.920	44.655	182.7	15:09:44.552
22								22		6:11.338	4:50.330	43.871	37.137	172.5	15:15:55.890
23								23		1:53.488	32.548	43.739	37.201	248.8	15:17:49.378
24								24		1:52.678	32.539	<b>43.159</b>	36.980	248.8	15:19:42.056
25								25		1:52.784	32.438	43.399	36.947	249.4	15:21:34.840
26								26		2:04.686 P	34.030	47.260	43.396	246.5	15:23:39.526
45 Mark Speakerwas Porsche 911 GT3 Cup gen 1							53 Nicolas Vandierendonck Porsche 992 GT3 Cup								
PROAM Jan Antoszewski			CAME Racing Team				PROAM Dirk Schouten			Q1 by EMG Motorsport					
Lap	D	Time	Sector 1	Sector 2	Sector 3	T. Spd	Elapsed	Lap	D	Time	Sector 1	Sector 2	Sector 3	T. Spd	Elapsed
1		14:24:19.148	14:22:50.519	48.643	39.986	156.9	14:24:19.148	1		14:24:37.356	14:22:59.871	53.815	43.670	145.7	14:24:37.356
2		2:04.334 P	35.270	45.822	43.242	243.2	14:26:23.482	2		2:04.217	37.496	48.168	38.553	227.3	14:26:41.573
3		3:06.220	1:43.113	44.913	38.194	164.3	14:29:29.702	3		1:55.798	32.889	44.002	38.907	247.1	14:28:37.371
4		1:56.308	33.506	45.081	37.721	248.8	14:31:26.010	4		1:54.629	32.776	43.957	37.896	248.2	14:30:32.000
5		1:56.730	33.568	45.682	37.480	249.4	14:33:22.740	5		1:54.391	32.662	43.829	37.900	248.2	14:32:26.391
6		<b>1:53.625</b>	<b>32.579</b>	43.927	<b>37.119</b>	248.2	14:35:16.365	6		2:02.258 P	33.797	44.815	43.646	247.7	14:34:28.649
7		1:53.934	32.817	43.909	37.208	247.7	14:37:10.299	7		3:38.773	2:16.047	44.699	38.027	164.8	14:38:07.422
8		1:55.012	33.469	44.073	37.470	248.2	14:39:05.311	8		1:56.165	33.243	44.231	38.691	247.1	14:40:03.587
9		1:58.398 P	32.630	<b>43.655</b>	42.113	248.2	14:41:03.709	9		1:54.431	33.005	43.718	37.708	247.1	14:41:58.018
10		9:33.287	8:11.135	44.625	37.527	169.5	14:50:36.996	10		2:13.652 P	35.314	46.040	52.298	247.7	14:44:11.670
11		1:58.389	34.438	45.747	38.204	250.5	14:52:35.385	11		6:38.700	5:16.564	44.360	37.776	169.2	14:50:50.370
12		2:01.399 P	33.331	44.651	43.417	252.3	14:54:36.784	12		1:53.637	32.576	44.155	<b>36.906</b>	248.2	14:52:44.007
13		4:28.449	3:06.693	44.140	37.616	166.6	14:59:05.233	13		2:01.066 P	<b>32.185</b>	44.501	44.380	249.4	14:54:45.073
14		1:54.810	32.775	44.022	38.013	248.8	15:01:00.043	14		6:12.187	4:42.702	48.928	40.557	112.0	15:00:57.260
15		1:59.560 P	32.954	44.068	42.538	249.4	15:02:59.603	15		1:56.461	34.091	44.421	37.949	243.7	15:02:53.721
16		4:49.494 P	3:01.599	46.081	1:01.814	166.4	15:07:49.097	16		1:54.159	32.955	43.836	37.368	247.7	15:04:47.880
17		7:38.969	6:03.996	48.299	46.674	168.2	15:15:28.066	17		1:53.526	32.619	43.629	37.278	247.7	15:06:41.406
18		1:58.840	33.917	45.378	39.545	246.0	15:17:26.906	18		2:07.744 P	32.315	43.649	51.780	249.4	15:08:49.150
19		2:01.753	35.673	45.772	40.308	250.5	15:19:28.659	19		7:05.750	5:44.497	43.825	37.428	169.5	15:15:54.900
20		1:58.412	33.406	45.803	39.203	248.2	15:21:27.071	20		1:53.062	32.531	43.275	37.256	247.1	15:17:47.962
21		1:57.398	33.246	45.089	39.063	249.4	15:23:24.469	21		<b>1:52.933</b>	32.450	<b>43.253</b>	37.230	248.8	15:19:40.895
22		2:08.314 P	33.566	45.630	49.118	248.8	15:25:32.783	22		1:53.526	32.451	43.265	37.810	249.4	15:21:34.421
								23		1:54.146	32.595	44.077	37.474	247.7	15:23:28.567
								24		2:12.742 P	33.894	45.851	52.997	248.2	15:25:41.309





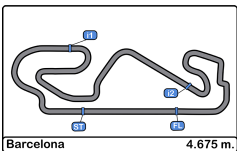
Circuit de Barcelona  
GT Cup Open Europe  
Free Practice - 2  
Lap Analysis



54 Jan Lauryssen Porsche 992 GT3 Cup							991 Dino Zamparelli Porsche 911 GT3 Cup gen 2								
PROAM			Q1 by EMG Motorsport				PROAM			Jan Klingenberg Valluga Racing					
Lap	D	Time	Sector 1	Sector 2	Sector 3	T. Spd	Elapsed	Lap	D	Time	Sector 1	Sector 2	Sector 3	T. Spd	Elapsed
1		14:24:13.889	14:22:47.819	47.214	38.856	133.9	14:24:13.889	1		14:24:43.562	14:23:15.087	47.611	40.864	152.9	14:24:43.562
2		1:54.751	34.287	43.477	36.987	246.5	14:26:08.640	2		1:55.680	33.252	44.679	37.749	248.8	14:26:39.242
3		1:52.054	32.500	42.972	36.582	249.4	14:28:00.694	3		1:52.226	32.287	43.206	36.733	251.7	14:28:31.468
4		1:51.782	32.221	42.887	36.674	249.4	14:29:52.476	4		2:07.013 P	33.257	44.888	48.868	251.1	14:30:38.481
5		1:52.228	32.349	42.945	36.934	247.1	14:31:44.704	5		6:22.119	4:57.476	44.690	39.953	159.2	14:37:00.600
6		1:52.337	32.330	43.152	36.855	247.7	14:33:37.041	6		1:56.933	33.422	44.703	38.808	247.7	14:38:57.533
7		1:52.677	32.396	43.288	36.993	247.1	14:35:29.718	7		1:56.225	33.851	44.343	38.031	249.4	14:40:53.758
8		1:52.470	32.408	42.927	37.135	248.2	14:37:22.188	8		2:09.161 P	33.070	44.887	51.204	251.1	14:43:02.919
9		1:53.078	32.378	43.098	37.602	248.2	14:39:15.266	9		6:32.915	5:09.758	44.566	38.591	164.1	14:49:35.834
10		1:53.015	32.478	43.340	37.197	248.2	14:41:08.281	10		1:56.316	33.269	44.604	38.443	250.5	14:51:32.150
11		2:17.456 P	32.408	47.203	57.845	248.8	14:43:25.737	11		1:57.613	34.367	44.966	38.280	226.4	14:53:29.763
12		7:09.811	5:45.815	45.846	38.150	149.1	14:50:35.548	12		2:27.225 P	35.559	48.835	1:02.831	209.7	14:55:56.988
13		1:54.787	33.609	43.949	37.229	245.4	14:52:30.335	13		3:56.459	2:32.475	45.458	38.526	168.2	14:59:53.447
14		2:00.186 P	32.610	44.619	42.957	247.7	14:54:30.521	14		1:57.711	33.271	45.295	39.145	250.5	15:01:51.158
15		5:14.738	3:54.770	43.091	36.877	169.8	14:59:45.259	15		1:57.559	33.464	45.355	38.740	251.1	15:03:48.717
16		1:51.437	32.260	42.851	36.326	248.2	15:01:36.696	16		1:56.818	33.375	44.867	38.576	252.3	15:05:45.535
17		1:52.550	32.231	43.011	37.308	248.8	15:03:29.246	17		2:10.011 P	33.158	44.327	52.526	250.5	15:07:55.546
18		1:51.243	32.076	42.680	36.487	249.4	15:05:20.489	18		7:43.737	6:20.475	44.898	38.364	166.9	15:15:39.283
19		1:54.945	32.501	43.678	38.766	245.4	15:07:15.434	19		1:56.561	33.388	45.084	38.089	250.0	15:17:35.844
20		2:00.041 P	32.164	44.524	43.353	249.4	15:09:15.475	20		1:55.833	33.007	44.662	38.164	251.7	15:19:31.677

215 August MacBeth Mercedes AMG GT4							21 1:56.600 33.146 44.586 38.868 252.3 15:21:28.277								
AM Albert Estragues			NM Racing Team				22 1:56.561 33.266 44.626 38.669 251.7 15:23:24.838			23 2:15.234 P 34.527 48.303 52.404 251.7 15:25:40.072					
Lap	D	Time	Sector 1	Sector 2	Sector 3	T. Spd	Elapsed	Lap	D	Time	Sector 1	Sector 2	Sector 3	T. Spd	Elapsed
1		14:24:45.176	14:23:11.876	51.360	41.940	133.6	14:24:45.176								
2		2:02.889	35.499	47.367	40.023	233.2	14:26:48.065								
3		2:00.290	34.883	46.937	38.470	248.8	14:28:48.355								
4		1:57.176	32.786	44.602	39.788	257.1	14:30:45.531								
5		1:54.151	33.001	43.694	37.456	253.5	14:32:39.682								
6		1:53.788	32.292	43.904	37.592	255.3	14:34:33.470								
7		1:58.898 P	32.403	44.045	42.450	255.3	14:36:32.368								
8		6:57.670 P	5:25.866	45.392	46.412	177.0	14:43:30.038								
9		6:23.484	5:01.738	44.089	37.657	177.0	14:49:53.522								
10		1:53.419	32.259	43.628	37.532	255.3	14:51:46.941								
11		1:59.870 P	32.562	43.991	43.317	256.5	14:53:46.811								
12		6:38.940	5:14.193	45.493	39.254	137.0	15:00:25.751								
13		1:56.364	32.894	44.608	38.862	255.9	15:02:22.115								
14		1:56.212	33.039	44.645	38.528	255.9	15:04:18.327								
15		1:56.419	32.957	44.529	38.933	255.9	15:06:14.746								
16		2:13.857 P	32.877	48.471	52.509	256.5	15:08:28.603								
17		7:45.282	6:19.679	45.530	40.073	161.9	15:16:13.885								
18		1:57.006	33.499	44.636	38.871	254.1	15:18:10.891								
19		1:55.992	32.723	44.634	38.635	255.9	15:20:06.883								
20		1:56.058	32.934	44.778	38.346	254.7	15:22:02.941								
21		2:10.736 P	33.261	49.141	48.334	255.3	15:24:13.677								



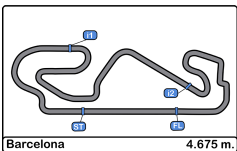


Circuito de Barcelona  
 GT Cup Open Europe  
 Free Practice - 2  
 Best Sectors Results



Sector - 1				Sector - 2				Sector - 3				Ideal Lap vs Best Lap				
Clas	Nº	Driver	Time	Nº	Driver	Time	Nº	Driver	Time	Clas	Nº	Driver	Ideal Lap	Best Lap	Clas	
1	26	Darmetko - Janosz	31.923	54	Jan Lauryssen	42.680	24	Blazek - Lisowski	36.206	1	24	Blazek - Lisowski	1:50.967	1:50.967	1	
2	24	Blazek - Lisowski	32.022	24	Blazek - Lisowski	42.739	54	Jan Lauryssen	36.326	2	54	Jan Lauryssen	1:51.082	1:51.243	2	
3	54	Jan Lauryssen	32.076	26	Darmetko - Janosz	42.748	991	Zamparelli - Klingelberg	36.733	3	26	Darmetko - Janosz	1:51.771	1:52.411	4	
4	53	Vandierendonck - Schouten	32.185	50	Teunkens - Schouten	43.159	50	Teunkens - Schouten	36.784	4	50	Teunkens - Schouten	1:52.221	1:52.617	5	
5	215	MacBeth - Estragues	32.259	991	Zamparelli - Klingelberg	43.206	53	Vandierendonck - Schouten	36.906	5	991	Zamparelli - Klingelberg	1:52.226	1:52.226	3	
6	50	Teunkens - Schouten	32.278	53	Vandierendonck - Schouten	43.253	26	Darmetko - Janosz	37.100	6	53	Vandierendonck - Schouten	1:52.344	1:52.933	6	
7	991	Zamparelli - Klingelberg	32.287	44	Pisani - Bozzoni	43.473	45	Speakerwas - Antoszewski	37.119	7	44	Pisani - Bozzoni	1:53.067	1:53.415	7	
8	32	Fernando Fortes	32.345	215	MacBeth - Estragues	43.628	44	Pisani - Bozzoni	37.167	8	215	MacBeth - Estragues	1:53.343	1:53.419	8	
9	44	Pisani - Bozzoni	32.427	45	Speakerwas - Antoszewski	43.655	215	MacBeth - Estragues	37.456	9	45	Speakerwas - Antoszewski	1:53.353	1:53.625	9	
10	45	Speakerwas - Antoszewski	32.579	32	Fernando Fortes	43.759	32	Fernando Fortes	37.595	10	32	Fernando Fortes	1:53.699	1:54.148	10	
11	27	Mauro - Aristot	33.171	27	Mauro - Aristot	45.071	27	Mauro - Aristot	38.729	11	27	Mauro - Aristot	1:56.971	1:57.606	11	





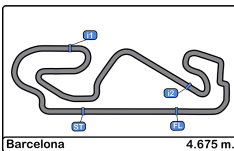
**Circuito de Barcelona**  
**GT Cup Open Europe**  
**Free Practice - 2**  
**Best 5 Lap Times**



Cl	N°	Entrant/Team	Nat	Driver 1	Nat	Driver 2	Nat	Vehicle	Cat	Cl	Best 1		Best 2		Best 3		Best 4		Best 5	
											Time	Lap	Time	Lap	Time	Lap	Time	Lap	Time	Lap
1	24	A&P Racing Team PTT Tech Support	POL	Maciej Blazek	POL	Mateusz Lisowski	POL	Porsche 991 GT3 Cup gen 2	PROAM	1	1:50.967	14	1:51.349	16	1:51.594	11	1:51.873	17	1:52.044	10
2	54	Q1 by EMG Motorsport	BEL	Jan Lauryszen	BEL			Porsche 992 GT3 Cup	PROAM	2	1:51.243	18	1:51.437	16	1:51.782	4	1:52.054	3	1:52.228	5
3	991	Valluga Racing	GBR	Dino Zamparelli	GBR	Jan Klingenberg	CHE	Porsche 911 GT3 Cup gen 2	PROAM	3	1:52.226	3	1:55.680	2	1:55.833	20	1:56.225	7	1:56.316	10
4	26	Q1 by EMG Motorsport	BEL	Maciej Darmetko	POL	Artur Janosz	POL	Porsche 911 GT3 Cup gen 2	PROAM	4	1:52.411	14	1:52.761	5	1:53.536	6	1:53.906	11	1:53.907	3
5	50	Q1 by EMG Motorsport	BEL	Filip Teunkens	BEL	Bas Schouten	NLD	Porsche 992 GT3 Cup	PROAM	5	1:52.617	19	1:52.678	24	1:52.784	25	1:53.016	18	1:53.157	13
6	53	Q1 by EMG Motorsport	BEL	Nicolas Vandierendonck	BEL	Dirk Schouten	NLD	Porsche 992 GT3 Cup	PROAM	6	1:52.933	21	1:53.062	20	1:53.526	17	1:53.526	22	1:53.637	12
7	44	CAME Racing Team	ITA	Eugenio Pisani	ITA	Stefano Bozzoni	ITA	Porsche 911 GT3 Cup gen 1	PROAM	7	1:53.415	4	1:53.553	5	1:53.643	10	1:53.713	11	1:53.783	12
8	215	NM Racing Team	ESP	August MacBeth	CHE	Albert Estragues	ESP	Mercedes AMG GT4	AM	1	1:53.419	10	1:53.788	6	1:54.151	5	1:55.992	19	1:56.058	20
9	45	CAME Racing Team	ITA	Mark Speakerwas	ITA	Jan Antoszewski	POL	Porsche 911 GT3 Cup gen 1	PROAM	8	1:53.625	6	1:53.934	7	1:54.810	14	1:55.012	8	1:56.308	4
10	32	Three Sixty Racing Team	AND	Fernando Fortes	BRA			Porsche 911 GT3 Cup gen 2	AM	2	1:54.148	4	1:54.602	12	1:54.776	18	1:54.873	3	1:54.959	13
11	27	Three Sixty Racing Team	AND	Marcio Mauro	BRA	Oscar Aristot	AND	Porsche 911 GT3 Cup gen 2	AM	3	1:57.606	21	1:57.744	22	1:58.185	6	1:58.533	16	1:58.965	5





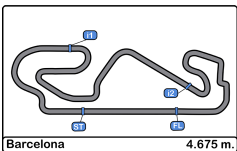


**Circuito de Barcelona**  
**GT Cup Open Europe**  
**Free Practice - 2**  
**Best 5 Top Speeds**



Cl	N°	Entrant/Team	Nat	Driver 1	Nat	Driver 2	Nat	Vehicle	Cat	Cl	Top 1		Top 2		Top 3		Top 4		Top 5		Avg
											Km/h	Lap	Km/h	Lap	Km/h	Lap	Km/h	Lap	Km/h	Lap	
1	215	NM Racing Team	ESP	August MacBeth	CHE	Albert Estragues	ESP	Mercedes AMG GT4	AM	1	257.1	4	256.5	11	256.5	16	255.9	13	255.9	14	256.4
2	24	A&P Racing Team PTT Tech Support	POL	Maciej Blazek	POL	Mateusz Lisowski	POL	Porsche 991 GT3 Cup gen 2	PROAM	1	253.5	16	252.3	14	252.3	17	251.7	15	251.7	18	252.3
3	26	Q1 by EMG Motorsport	BEL	Maciej Darmetko	POL	Artur Janosz	POL	Porsche 911 GT3 Cup gen 2	PROAM	2	252.9	15	252.3	14	251.7	12	250.5	3	250.5	5	251.6
4	45	CAME Racing Team	ITA	Mark Speakerwas	ITA	Jan Antoszewski	POL	Porsche 911 GT3 Cup gen 1	PROAM	3	252.3	12	250.5	11	250.5	19	249.4	5	249.4	15	250.4
5	991	Valluga Racing	GBR	Dino Zamparelli	GBR	Jan Klingelberg	CHE	Porsche 911 GT3 Cup gen 2	PROAM	4	252.3	16	252.3	21	251.7	3	251.7	20	251.7	22	251.9
6	44	CAME Racing Team	ITA	Eugenio Pisani	ITA	Stefano Bozzoni	ITA	Porsche 911 GT3 Cup gen 1	PROAM	5	251.1	18	249.4	11	249.4	12	249.4	13	249.4	14	249.7
7	32	Three Sixty Racing Team	AND	Fernando Fortes	BRA			Porsche 911 GT3 Cup gen 2	AM	2	250.5	17	249.4	16	248.8	9	248.8	12	248.8	13	249.3
8	50	Q1 by EMG Motorsport	BEL	Filip Teunkens	BEL	Bas Schouten	NLD	Porsche 992 GT3 Cup	PROAM	6	250.5	18	250.0	19	249.4	20	249.4	25	248.8	14	249.6
9	53	Q1 by EMG Motorsport	BEL	Nicolas Vandierendonck	BEL	Dirk Schouten	NLD	Porsche 992 GT3 Cup	PROAM	7	249.4	13	249.4	18	249.4	22	248.8	21	248.2	4	249.0
10	54	Q1 by EMG Motorsport	BEL	Jan Laurysen	BEL			Porsche 992 GT3 Cup	PROAM	8	249.4	3	249.4	4	249.4	18	249.4	20	248.8	11	249.3
11	27	Three Sixty Racing Team	AND	Marcio Mauro	BRA	Oscar Aristot	AND	Porsche 911 GT3 Cup gen 2	AM	3	248.2	17	247.7	16	247.7	22	247.1	18	247.1	20	247.5





Circuito de Barcelona

GT Cup Open Europe

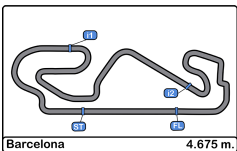
Free Practice - 2

Fastest Laps Sequence



Lap	Time of Day	Session Time	Nº	Entrant/Team	Nat	Driver 1	Nat	Driver 2	Nat	Vehicle	Cat	Time	Km/h
2	14:26:05.953	4:05.953	26	Q1 by EMG Motorsport	BEL	Maciej Darmetko	POL	Artur Janosz	POL	Porsche 911 GT3 Cup gen 2	PROAM	1:55.542	145.6
2	14:26:08.640	4:08.640	54	Q1 by EMG Motorsport	BEL	Jan Laurysen	BEL			Porsche 992 GT3 Cup	PROAM	1:54.751	146.6
3	14:27:59.860	5:59.860	26	Q1 by EMG Motorsport	BEL	Maciej Darmetko	POL	Artur Janosz	POL	Porsche 911 GT3 Cup gen 2	PROAM	1:53.907	147.7
3	14:28:00.694	6:00.694	54	Q1 by EMG Motorsport	BEL	Jan Laurysen	BEL			Porsche 992 GT3 Cup	PROAM	1:52.054	150.1
4	14:29:52.476	7:52.476	54	Q1 by EMG Motorsport	BEL	Jan Laurysen	BEL			Porsche 992 GT3 Cup	PROAM	1:51.782	150.5
11	14:53:24.389	31:24.389	24	A&P Racing Team PTT Tech Support	POL	Maciej Blazek	POL	Mateusz Lisowski	POL	Porsche 991 GT3 Cup gen 2	PROAM	1:51.594	150.8
16	15:01:36.696	39:36.696	54	Q1 by EMG Motorsport	BEL	Jan Laurysen	BEL			Porsche 992 GT3 Cup	PROAM	1:51.437	151.0
14	15:01:45.770	39:45.770	24	A&P Racing Team PTT Tech Support	POL	Maciej Blazek	POL	Mateusz Lisowski	POL	Porsche 991 GT3 Cup gen 2	PROAM	1:50.967	151.6





Circuito de Barcelona

GT Cup Open Europe

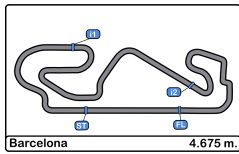
Free Practice - 2

Event Best Maximum Speed



Nº	Entrant/Team	Nat	Driver 1	Nat	Driver 2	Nat	Vehicle	Cat	Km/h	Session
215	NM Racing Team	ESP	August MacBeth	CHE	Albert Estragues	ESP	Mercedes AMG GT4	AM	259.6	Private test - 1
24	A&P Racing Team PTT Tech Support	POL	Maciej Blazek	POL	Mateusz Lisowski	POL	Porsche 991 GT3 Cup gen 2	PROAM	253.5	Free Practice - 2
991	Valluga Racing	GBR	Dino Zamparelli	GBR	Jan Klingelberg	CHE	Porsche 911 GT3 Cup gen 2	PROAM	252.9	Free Practice - 1
26	Q1 by EMG Motorsport	BEL	Maciej Darmetko	POL	Artur Janosz	POL	Porsche 911 GT3 Cup gen 2	PROAM	252.9	Free Practice - 2
50	Q1 by EMG Motorsport	BEL	Filip Teunkens	BEL	Bas Schouten	NLD	Porsche 992 GT3 Cup	PROAM	252.3	Free Practice - 1
45	CAME Racing Team	ITA	Mark Speakerwas	ITA	Jan Antoszewski	POL	Porsche 911 GT3 Cup gen 1	PROAM	252.3	Free Practice - 2
44	CAME Racing Team	ITA	Eugenio Pisani	ITA	Stefano Bozzoni	ITA	Porsche 911 GT3 Cup gen 1	PROAM	251.1	Free Practice - 2
54	Q1 by EMG Motorsport	BEL	Jan Lauryssen	BEL			Porsche 992 GT3 Cup	PROAM	250.5	Free Practice - 1
32	Three Sixty Racing Team	AND	Fernando Fortes	BRA			Porsche 911 GT3 Cup gen 2	AM	250.5	Free Practice - 2
53	Q1 by EMG Motorsport	BEL	Nicolas Vandierendonck	BEL	Dirk Schouten	NLD	Porsche 992 GT3 Cup	PROAM	250.0	Free Practice - 1
27	Three Sixty Racing Team	AND	Marcio Mauro	BRA	Oscar Aristot	AND	Porsche 911 GT3 Cup gen 2	AM	248.2	Free Practice - 2





**Circuit de Barcelona**  
**GT Cup Open Europe**  
**Free Practice - 2**  
**Pit Stop Analysis**



**24** Maciej Blazek Porsche 991 GT3 Cup gen 2  
 PROAM Mateusz Lisowski A&P Racing Team PTT Tech Support

Nº	In Day Time	In Time	Out Time	Pit Time	T. Pit Time	Handicap	Diff.
1	14:43:51.207	14:43:51.207	14:47:44.880	3:53.673	3:53.673		
2	14:55:51.404	14:55:51.404	14:58:03.313	2:11.909	6:05.582		
3	15:09:18.655	15:09:18.655	15:13:31.464	4:12.809	10:18.391		
4	15:15:26.447	15:15:26.447	15:17:17.617	1:51.170	12:09.561		
5	15:19:10.769	15:19:10.769	15:20:29.982	1:19.213	13:28.774		

**26** Maciej Darmetko Porsche 911 GT3 Cup gen 2  
 PROAM Artur Janosz Q1 by EMG Motorsport

Nº	In Day Time	In Time	Out Time	Pit Time	T. Pit Time	Handicap	Diff.
1	14:35:36.367	14:35:36.367	14:38:53.258	3:16.891	3:16.891		
2	14:42:51.882	14:42:51.882	14:48:37.362	5:45.480	9:02.371		
3	14:54:33.191	14:54:33.191	14:58:06.502	3:33.311	12:35.682		
4	15:03:49.250	15:03:49.250	15:06:11.770	2:22.520	14:58.202		
5	15:08:19.335	15:08:19.335	15:13:21.338	5:02.003	20:00.205		

**27** Marcio Mauro Porsche 911 GT3 Cup gen 2  
 AM Oscar Aristot Three Sixty Racing Team

Nº	In Day Time	In Time	Out Time	Pit Time	T. Pit Time	Handicap	Diff.
1	14:29:04.586	14:29:04.586	14:30:26.814	1:22.228	1:22.228		
2	14:42:35.039	14:42:35.039	14:48:08.022	5:32.983	6:55.211		
3	14:54:22.370	14:54:22.370	14:57:41.103	3:18.733	10:13.944		
4	15:09:43.804	15:09:43.804	15:15:22.413	5:38.609	15:52.553		

**32** Fernando Fortes Porsche 911 GT3 Cup gen 2  
 AM Three Sixty Racing Team

Nº	In Day Time	In Time	Out Time	Pit Time	T. Pit Time	Handicap	Diff.
1	14:33:25.351	14:33:25.351	14:38:33.252	5:07.901	5:07.901		
2	14:42:37.292	14:42:37.292	14:49:42.076	7:04.784	12:12.685		
3	14:55:54.667	14:55:54.667	15:01:02.836	5:08.169	17:20.854		
4	15:08:55.630	15:08:55.630	15:14:57.372	6:01.742	23:22.596		

**44** Eugenio Pisani Porsche 911 GT3 Cup gen 1  
 PROAM Stefano Bozzoni CAME Racing Team

Nº	In Day Time	In Time	Out Time	Pit Time	T. Pit Time	Handicap	Diff.
1	14:34:30.419	14:34:30.419	14:50:47.874	16:17.455	16:17.455		
2	14:55:02.719	14:55:02.719	14:57:00.938	1:58.219	18:15.674		
3	15:13:21.962	15:13:21.962	15:16:08.942	2:46.980	21:02.654		

**45** Mark Speakerwas Porsche 911 GT3 Cup gen 1  
 PROAM Jan Antoszewski CAME Racing Team

Nº	In Day Time	In Time	Out Time	Pit Time	T. Pit Time	Handicap	Diff.
1	14:26:21.065	14:26:21.065	14:27:32.780	1:11.715	1:11.715		
2	14:41:00.966	14:41:00.966	14:48:40.322	7:39.356	8:51.071		
3	14:54:34.339	14:54:34.339	14:57:10.357	2:36.018	11:27.089		
4	15:02:57.117	15:02:57.117	15:05:27.353	2:30.236	13:57.325		
5	15:07:46.908	15:07:46.908	15:13:19.212	5:32.304	19:29.629		

**50** Filip Teunkens Porsche 992 GT3 Cup  
 PROAM Bas Schouten Q1 by EMG Motorsport

Nº	In Day Time	In Time	Out Time	Pit Time	T. Pit Time	Handicap	Diff.
1	14:43:35.811	14:43:35.811	14:47:12.665	3:36.854	3:36.854		
2	14:55:26.860	14:55:26.860	14:58:06.973	2:40.113	6:16.967		
3	15:09:42.064	15:09:42.064	15:14:02.169	4:20.105	10:37.072		

**53** Nicolas Vandierendonck Porsche 992 GT3 Cup  
 PROAM Dirk Schouten Q1 by EMG Motorsport

Nº	In Day Time	In Time	Out Time	Pit Time	T. Pit Time	Handicap	Diff.
1	14:34:26.167	14:34:26.167	14:36:09.227	1:43.060	1:43.060		
2	14:44:08.963	14:44:08.963	14:48:54.941	4:45.978	6:29.038		
3	14:54:42.598	14:54:42.598	14:58:45.644	4:03.046	10:32.084		
4	15:08:46.239	15:08:46.239	15:14:00.296	5:14.057	15:46.141		

**54** Jan Laurysen Porsche 992 GT3 Cup  
 PROAM Q1 by EMG Motorsport

Nº	In Day Time	In Time	Out Time	Pit Time	T. Pit Time	Handicap	Diff.
1	14:43:23.220	14:43:23.220	14:48:34.303	5:11.083	5:11.083		
2	14:54:27.974	14:54:27.974	14:57:52.436	3:24.462	8:35.545		

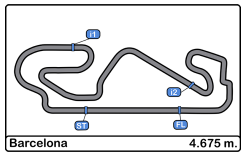
**215** August MacBeth Mercedes AMG GT4  
 AM Albert Estragues NM Racing Team

Nº	In Day Time	In Time	Out Time	Pit Time	T. Pit Time	Handicap	Diff.
1	14:36:29.863	14:36:29.863	14:41:26.434	4:56.571	4:56.571		
2	14:43:27.488	14:43:27.488	14:47:59.889	4:32.401	9:28.972		
3	14:53:44.336	14:53:44.336	14:58:23.032	4:38.696	14:07.668		
4	15:08:26.195	15:08:26.195	15:14:11.579	5:45.384	19:53.052		

**991** Dino Zamparelli Porsche 911 GT3 Cup gen 2  
 PROAM Jan Klingenberg Valluga Racing

Nº	In Day Time	In Time	Out Time	Pit Time	T. Pit Time	Handicap	Diff.
1	14:30:34.640	14:30:34.640	14:35:00.938	4:26.298	4:26.298		
2	14:42:59.355	14:42:59.355	14:47:37.778	4:38.423	9:04.721		
3	14:55:53.698	14:55:53.698	14:57:55.390	2:01.692	11:06.413		
4	15:07:52.170	15:07:52.170	15:13:41.606	5:49.436	16:55.849		





Circuit de Barcelona  
 GT Cup Open Europe  
 Free Practice - 2  
 Weather Report



**Air Temperature**

Sin datos disponibles

**Track Temperature**

Sin datos disponibles

**Humidity**

Sin datos disponibles

**Pressure**

Sin datos disponibles

**Wind Speed**

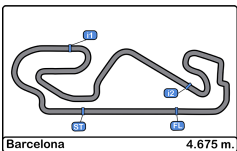
Sin datos disponibles

**Wind direction**

North = 0°/360° Est = 90° South = 180° West= 270°

Sin datos disponibles





**Circuito de Barcelona**  
**GT Cup Open Europe**  
**Free Practice - 1 - 2**  
**Combined Results**



Cls	Nº	Entrant/Team	Nat	Driver 1	Nat	Driver 2	Nat	Vehicle	Cat	Cls	Laps	FP1	FP2	Best	Gap	Interval	Km/h		
1	24	A&P Racing Team PTT Tech Support	POL	Maciej Blazek	POL	Mateusz Lisowski	POL	Porsche 991 GT3 Cup gen 2	PROAM	1	39	1:51.411	6	<b>1:50.967</b>	14	<b>1:50.967</b>			151.6
2	54	Q1 by EMG Motorsport	BEL	Jan Laurysen	BEL			Porsche 992 GT3 Cup	PROAM	2	38	1:51.438	17	<b>1:51.243</b>	18	<b>1:51.243</b>	0.276	0.276	151.2
3	26	Q1 by EMG Motorsport	BEL	Maciej Darmetko	POL	Artur Janosz	POL	Porsche 911 GT3 Cup gen 2	PROAM	3	43	<b>1:51.999</b>	8	1:52.411	14	<b>1:51.999</b>	1.032	0.756	150.2
4	991	Valluga Racing	GBR	Dino Zamparelli	GBR	Jan Klingelberg	CHE	Porsche 911 GT3 Cup gen 2	PROAM	4	45	1:52.297	4	<b>1:52.226</b>	3	<b>1:52.226</b>	1.259	0.227	149.9
5	50	Q1 by EMG Motorsport	BEL	Filip Teunkens	BEL	Bas Schouten	NLD	Porsche 992 GT3 Cup	PROAM	5	50	1:52.780	10	<b>1:52.617</b>	19	<b>1:52.617</b>	1.650	0.391	149.4
6	53	Q1 by EMG Motorsport	BEL	Nicolas Vandierendonck	BEL	Dirk Schouten	NLD	Porsche 992 GT3 Cup	PROAM	6	46	<b>1:52.763</b>	7	1:52.933	21	<b>1:52.763</b>	1.796	0.146	149.2
7	215	NM Racing Team	ESP	August MacBeth	CHE	Albert Estragues	ESP	Mercedes AMG GT4	AM	1	42	<b>1:53.333</b>	17	1:53.419	10	<b>1:53.333</b>	2.366	0.570	148.5
8	45	CAME Racing Team	ITA	Mark Speakerwas	ITA	Jan Antoszewski	POL	Porsche 911 GT3 Cup gen 1	PROAM	7	44	<b>1:53.382</b>	21	1:53.625	6	<b>1:53.382</b>	2.415	0.049	148.4
9	44	CAME Racing Team	ITA	Eugenio Pisani	ITA	Stefano Bozzoni	ITA	Porsche 911 GT3 Cup gen 1	PROAM	8	41	1:53.614	13	<b>1:53.415</b>	4	<b>1:53.415</b>	2.448	0.033	148.3
10	32	Three Sixty Racing Team	AND	Fernando Fortes	BRA			Porsche 911 GT3 Cup gen 2	AM	2	33	1:55.241	13	<b>1:54.148</b>	4	<b>1:54.148</b>	3.181	0.733	147.4
11	27	Three Sixty Racing Team	AND	Marcio Mauro	BRA	Oscar Aristot	AND	Porsche 911 GT3 Cup gen 2	AM	3	44	<b>1:56.667</b>	10	1:57.606	21	<b>1:56.667</b>	5.700	2.519	144.2

Published at:.....

<b>Stewards:</b>	<b>Race Director:</b>	<b>Timekeeper:</b> Luis Angel Garcia Nuñez <i>[Signature]</i> JOB/I-0020-ESP
------------------	-----------------------	--

