

Circuito de Barcelona
GT Cup Open Europe
Free Practice - 1
Provisional Results



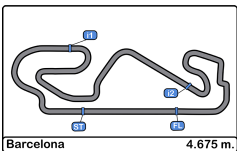
Cls	Nº	Entrant/Team	Nat	Driver 1	Nat	Driver 2	Nat	Vehicle	Cat	Cls	Laps	Best	Time	Gap	Interval	Km/h
1	24	A&P Racing Team PTT Tech Support		Maciej Blazek		Mateusz Lisowski		Porsche 991 GT3 Cup gen 2	PROAM	1	18	6	1:51.411			151.0
2	54	Q1 by EMG Motorsport		Jan Lauryszen				Porsche 992 GT3 Cup	PROAM	2	18	17	1:51.438	0.027	0.027	151.0
3	26	Q1 by EMG Motorsport		Maciej Darmetko		Artur Janosz		Porsche 911 GT3 Cup gen 2	PROAM	3	21	8	1:51.999	0.588	0.561	150.2
4	991	Valluga Racing		Dino Zamparelli		Jan Klingelberg		Porsche 911 GT3 Cup gen 2	PROAM	4	22	4	1:52.297	0.886	0.298	149.8
5	53	Q1 by EMG Motorsport		Nicolas Vandierendonck		Dirk Schouten		Porsche 992 GT3 Cup	PROAM	5	22	7	1:52.763	1.352	0.466	149.2
6	50	Q1 by EMG Motorsport		Filip Teunkens		Bas Schouten		Porsche 992 GT3 Cup	PROAM	6	24	10	1:52.780	1.369	0.017	149.2
7	215	NM Racing Team		August MacBeth		Albert Estragues		Mercedes AMG GT4	AM	1	21	17	1:53.333	1.922	0.553	148.5
8	45	CAME Racing Team		Mark Speakerwas		Jan Antoszewski		Porsche 911 GT3 Cup gen 1	PROAM	7	22	21	1:53.382	1.971	0.049	148.4
9	44	CAME Racing Team		Eugenio Pisani		Stefano Bozzoni		Porsche 911 GT3 Cup gen 1	PROAM	8	22	13	1:53.614	2.203	0.232	148.1
10	32	Three Sixty Racing Team		Fernando Fortes				Porsche 911 GT3 Cup gen 2	AM	2	14	13	1:55.241	3.830	1.627	146.0
11	27	Three Sixty Racing Team		Marcio Mauro		Oscar Aristot		Porsche 911 GT3 Cup gen 2	AM	3	21	10	1:56.667	5.256	1.426	144.2

Published at:.....

Track Temp: 13.3 °C Air Temp: 13.8 °C Humidity: 83 % Track Status: DRY

Stewards:	Race Director:	Timekeeper: Luis Angel Garcia Nuñez JOB/I-0020-ESP
-----------	----------------	--





Circuito de Barcelona
GT Cup Open Europe
Free Practice - 1
Provisional Results by Category



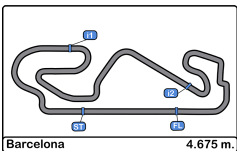
Cls	Nº	Entrant/Team	Nat	Driver 1	Nat	Driver 2	Nat	Vehicle	Cat	Cls	Laps	Best	Time	Gap	Interval	Km/h
PROAM																
1	24	A&P Racing Team PTT Tech Support	POL	Maciej Blazek	POL	Mateusz Lisowski	POL	Porsche 991 GT3 Cup gen 2	PROAM	1	18	6	1:51.411			151.0
2	54	Q1 by EMG Motorsport	BEL	Jan Lauryszen	BEL			Porsche 992 GT3 Cup	PROAM	2	18	17	1:51.438	0.027	0.027	151.0
3	26	Q1 by EMG Motorsport	BEL	Maciej Darmetko	POL	Artur Janosz		Porsche 911 GT3 Cup gen 2	PROAM	3	21	8	1:51.999	0.588	0.561	150.2
4	991	Valluga Racing	GBR	Dino Zamparelli	GBR	Jan Klingelberg	CHE	Porsche 911 GT3 Cup gen 2	PROAM	4	22	4	1:52.297	0.886	0.298	149.8
5	53	Q1 by EMG Motorsport	BEL	Nicolas Vandierendonck	BEL	Dirk Schouten	NLD	Porsche 992 GT3 Cup	PROAM	5	22	7	1:52.763	1.352	0.466	149.2
6	50	Q1 by EMG Motorsport	BEL	Filip Teunkens	BEL	Bas Schouten	NLD	Porsche 992 GT3 Cup	PROAM	6	24	10	1:52.780	1.369	0.017	149.2
7	45	CAME Racing Team	ITA	Mark Speakerwas	ITA	Jan Antoszewski	POL	Porsche 911 GT3 Cup gen 1	PROAM	7	22	21	1:53.382	1.971	0.602	148.4
8	44	CAME Racing Team	ITA	Eugenio Pisani	ITA	Stefano Bozzoni	ITA	Porsche 911 GT3 Cup gen 1	PROAM	8	22	13	1:53.614	2.203	0.232	148.1
AM																
1	215	NM Racing Team	ESP	August MacBeth	CHE	Albert Estragues	ESP	Mercedes AMG GT4	AM	1	21	17	1:53.333			148.5
2	32	Three Sixty Racing Team	AND	Fernando Fortes	BRA			Porsche 911 GT3 Cup gen 2	AM	2	14	13	1:55.241	1.908	1.908	146.0
3	27	Three Sixty Racing Team	AND	Marcio Mauro	BRA	Oscar Aristot	AND	Porsche 911 GT3 Cup gen 2	AM	3	21	10	1:56.667	3.334	1.426	144.2

Published at:.....

Track Temp: 13.3 °C Air Temp: 13.8 °C Humidity: 83 % Track Status: DRY

Stewards:	Race Director:	Timekeeper: Luis Angel Garcia Nuñez JOB/I-0020-ESP
------------------	-----------------------	---





Circuito de Barcelona
GT Cup Open Europe
Free Practice - 1
Provisional Results by Class



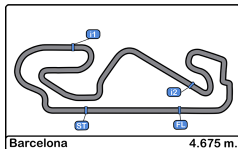
Cls	Nº	Entrant/Team	Nat	Driver 1	Nat	Driver 2	Nat	Vehicle	Cat	Cls	Laps	Best	Time	Gap	Interval	Km/h
GT Open Cup Europe																
1	24	A&P Racing Team PTT Tech Support	POL	Maciej Blazek	POL	Mateusz Lisowski	POL	Porsche 991 GT3 Cup gen 2	PROAM	1	18	6	1:51.411			151.0
2	54	Q1 by EMG Motorsport	BEL	Jan Lauryszen	BEL			Porsche 992 GT3 Cup	PROAM	2	18	17	1:51.438	0.027	0.027	151.0
3	26	Q1 by EMG Motorsport	BEL	Maciej Darmetko	POL	Artur Janosz	POL	Porsche 911 GT3 Cup gen 2	PROAM	3	21	8	1:51.999	0.588	0.561	150.2
4	991	Valluga Racing	GBR	Dino Zamparelli	GBR	Jan Klingelberg	CHE	Porsche 911 GT3 Cup gen 2	PROAM	4	22	4	1:52.297	0.886	0.298	149.8
5	53	Q1 by EMG Motorsport	BEL	Nicolas Vandierendonck	BEL	Dirk Schouten	NLD	Porsche 992 GT3 Cup	PROAM	5	22	7	1:52.763	1.352	0.466	149.2
6	50	Q1 by EMG Motorsport	BEL	Filip Teunkens	BEL	Bas Schouten	NLD	Porsche 992 GT3 Cup	PROAM	6	24	10	1:52.780	1.369	0.017	149.2
7	215	NM Racing Team	ESP	August MacBeth	CHE	Albert Estragues	ESP	Mercedes AMG GT4	AM	1	21	17	1:53.333	1.922	0.553	148.5
8	45	CAME Racing Team	ITA	Mark Speakerwas	ITA	Jan Antoszewski	POL	Porsche 911 GT3 Cup gen 1	PROAM	7	22	21	1:53.382	1.971	0.049	148.4
9	44	CAME Racing Team	ITA	Eugenio Pisani	ITA	Stefano Bozzoni	ITA	Porsche 911 GT3 Cup gen 1	PROAM	8	22	13	1:53.614	2.203	0.232	148.1
10	32	Three Sixty Racing Team	AND	Fernando Fortes	BRA			Porsche 911 GT3 Cup gen 2	AM	2	14	13	1:55.241	3.830	1.627	146.0
11	27	Three Sixty Racing Team	AND	Marcio Mauro	BRA	Oscar Aristot	AND	Porsche 911 GT3 Cup gen 2	AM	3	21	10	1:56.667	5.256	1.426	144.2

Published at:.....

Track Temp: 13.3 °C Air Temp: 13.8 °C Humidity: 83 % Track Status: DRY

Stewards:	Race Director:	Timekeeper: Luis Angel García Nuñez JOB/I-0020-ESP
------------------	-----------------------	--





Circuit de Barcelona
GT Cup Open Europe
Free Practice - 1
Lap Analysis



24 Maciej Blazek Porsche 991 GT3 Cup gen 2 27 Marcio Mauro Porsche 911 GT3 Cup gen 2

PROAM Mateusz Lisowski A&P Racing Team PTT Tech AM Oscar Aristot Three Sixty Racing Team

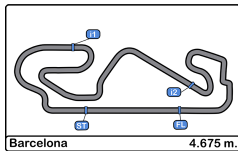
Lap	D	Time	Sector 1	Sector 2	Sector 3	T. Spd	Elapsed	Lap	D	Time	Sector 1	Sector 2	Sector 3	T. Spd	Elapsed
1		9:02:43.426	9:01:19.295	46.218	37.913	150.6	9:02:43.426	1		9:04:20.229	9:02:41.470	53.538	45.221	113.0	9:04:20.229
2		1:53.798	33.104	43.743	36.951	246.0	9:04:37.224	2		2:04.480	37.298	47.261	39.921	223.1	9:06:24.709
3		1:52.053	32.456	43.031	36.566	249.4	9:06:29.277	3		2:01.541	34.687	47.079	39.775	242.6	9:08:26.250
4		1:51.833	32.135	43.257	36.441	250.5	9:08:21.110	4		2:00.721	34.967	46.021	39.733	242.1	9:10:26.971
5		1:51.423	32.235	42.700	36.488	250.5	9:10:12.533	5		2:13.526 P	34.371	45.768	53.387	244.8	9:12:40.497
6		1:51.411	32.084	42.644	36.683	251.7	9:12:03.944	6		5:02.814	3:37.689	46.130	38.995	155.3	9:17:43.311
7		1:52.546	32.524	43.280	36.742	252.9	9:13:56.490	7		1:59.425	33.886	46.686	38.853	244.8	9:19:42.736
8		1:55.586 P	32.214	43.120	40.252	251.1	9:15:52.076	8		1:58.211	33.799	45.602	38.810	243.2	9:21:40.947
9		4:01.444	2:40.005	43.937	37.502	171.7	9:19:53.520	9		1:57.057	33.501	45.065	38.491	248.2	9:23:38.004
10		2:02.086 P	33.762	44.015	44.309	250.5	9:21:55.606	10		1:56.667	33.250	45.041	38.376	247.1	9:25:34.671
11		4:44.126	3:17.338	47.739	39.049	126.6	9:26:39.732	11		2:08.861 P	33.519	44.531	50.811	247.7	9:27:43.532
12		1:56.049	33.485	44.607	37.957	246.5	9:28:35.781	12		5:41.977	4:07.391	51.065	43.521	143.6	9:33:25.509
13		1:53.491	32.678	43.614	37.199	248.8	9:30:29.272	13		2:08.352	36.703	49.213	42.436	241.6	9:35:33.861
14		1:53.848	32.371	43.713	37.764	250.5	9:32:23.120	14		2:07.844	36.288	49.010	42.546	241.6	9:37:41.705
15		1:54.244	32.583	44.350	37.311	250.5	9:34:17.364	15		2:06.826	36.385	48.527	41.914	241.0	9:39:48.531
16		1:53.384	32.298	43.664	37.422	251.7	9:36:10.748	16		2:05.840	36.196	48.050	41.594	242.1	9:41:54.371
17		1:54.020	32.502	44.161	37.357	252.3	9:38:04.768	17		2:05.591	35.799	48.655	41.137	242.6	9:43:59.962
18		2:00.501 P	33.327	44.318	42.856	252.9	9:40:05.269	18		2:02.676	35.160	47.005	40.511	244.3	9:46:02.638
19								19		2:02.939	35.030	47.405	40.504	245.4	9:48:05.577
20								20		2:01.890	34.774	47.018	40.098	244.8	9:50:07.467
21								21		2:14.994 P	35.295	46.846	52.853	236.3	9:52:22.461

26 Maciej Darmetko Porsche 911 GT3 Cup gen 2 32 Fernando Fortes Porsche 911 GT3 Cup gen 2

PROAM Artur Janosz Q1 by EMG Motorsport AM Three Sixty Racing Team

Lap	D	Time	Sector 1	Sector 2	Sector 3	T. Spd	Elapsed	Lap	D	Time	Sector 1	Sector 2	Sector 3	T. Spd	Elapsed
1		9:02:09.036	9:00:41.822	47.547	39.667	156.2	9:02:09.036	1		9:08:39.315	9:06:57.136	55.849	46.330	101.1	9:08:39.315
2		1:57.876	33.575	45.486	38.815	245.4	9:04:06.912	2		2:06.897	37.366	47.657	41.874	210.5	9:10:46.212
3		1:54.055	33.037	43.581	37.437	248.8	9:06:00.967	3		2:02.277	36.441	45.866	39.970	202.6	9:12:48.489
4		1:52.856	32.507	43.526	36.823	248.8	9:07:53.823	4		2:15.004 P	33.867	45.278	55.859	245.4	9:15:03.493
5		1:52.126	32.278	43.182	36.666	249.4	9:09:45.949	5		3:42.839	2:17.689	45.448	39.702	166.6	9:18:46.332
6		1:52.034	32.274	43.035	36.725	250.5	9:11:37.983	6		1:59.475	33.869	45.375	40.231	246.0	9:20:45.807
7		1:52.266	32.096	43.310	36.860	250.5	9:13:30.249	7		2:04.345	38.447	47.163	38.735	246.5	9:22:50.152
8		1:51.999	32.087	43.077	36.835	251.7	9:15:22.248	8		1:57.537	33.256	45.262	39.019	247.1	9:24:47.689
9		1:59.180 P	32.490	44.055	42.635	251.1	9:17:21.428	9		2:12.421 P	33.344	44.864	54.213	246.5	9:27:00.110
10		13:26.873	12:02.483	45.662	38.728	167.9	9:30:48.301	10		5:22.817	3:59.458	44.636	38.723	135.8	9:32:22.927
11		1:56.615	33.387	44.721	38.507	247.1	9:32:44.916	11		1:56.952	33.752	44.720	38.480	237.3	9:34:19.879
12		1:57.652	33.065	45.810	38.777	247.7	9:34:42.568	12		1:57.958	33.240	44.672	40.046	248.8	9:36:17.837
13		1:56.987	33.154	45.348	38.485	248.8	9:36:39.555	13		1:55.241	33.152	44.213	37.876	247.7	9:38:13.078
14		1:54.907	32.856	44.161	37.890	250.5	9:38:34.462	14		2:11.003 P	33.178	44.940	52.885	248.8	9:40:24.081
15		1:55.469	33.096	44.184	38.189	251.1	9:40:29.931								
16		1:55.359	32.950	44.028	38.381	250.0	9:42:25.290								
17		1:55.268	33.068	44.217	37.983	249.4	9:44:20.558								
18		1:56.107	33.176	44.609	38.322	251.1	9:46:16.665								
19		1:55.029	32.967	44.056	38.006	250.5	9:48:11.694								
20		1:55.908	32.832	44.225	38.851	250.5	9:50:07.602								
21		2:00.837 P	33.181	43.973	43.683	248.2	9:52:08.439								





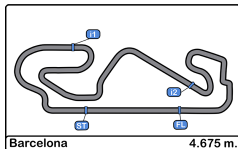
Circuit de Barcelona
GT Cup Open Europe
Free Practice - 1
Lap Analysis



44 Eugenio Pisani Porsche 911 GT3 Cup gen 1							50 Filip Teunkens Porsche 992 GT3 Cup								
PROAM Stefano Bozzoni			CAME Racing Team				PROAM Bas Schouten			Q1 by EMG Motorsport					
Lap	D	Time	Sector 1	Sector 2	Sector 3	T. Spd	Elapsed	Lap	D	Time	Sector 1	Sector 2	Sector 3	T. Spd	Elapsed
1		9:02:27.009	9:00:56.322	51.011	39.676	123.0	9:02:27.009	1		9:02:17.636	9:00:48.420	49.814	39.402	119.7	9:02:17.636
2		2:20.923 P	36.146	51.039	53.738	242.1	9:04:47.932	2		1:58.205	34.915	44.778	38.512	218.1	9:04:15.841
3		4:24.303	3:00.356	45.402	38.545	161.6	9:09:12.235	3		1:54.212	33.419	43.684	37.109	247.1	9:06:10.053
4		1:56.936	34.105	44.682	38.149	243.7	9:11:09.171	4		1:53.186	32.654	43.405	37.127	249.4	9:08:03.239
5		1:55.467	33.331	44.512	37.624	246.5	9:13:04.638	5		1:53.007	32.522	43.354	37.131	250.0	9:09:56.246
6		1:54.259	33.002	43.808	37.449	248.8	9:14:58.897	6		1:57.253 P	32.517	43.255	41.481	250.0	9:11:53.499
7		1:54.422	32.797	43.861	37.764	248.2	9:16:53.319	7		5:00.072	3:39.384	43.451	37.237	173.6	9:16:53.571
8		1:55.773	33.660	44.340	37.773	249.4	9:18:49.092	8		1:53.336	32.888	43.364	37.084	252.3	9:18:46.907
9		1:59.618 P	32.782	44.079	42.757	250.5	9:20:48.710	9		1:53.041	32.948	43.237	36.856	252.3	9:20:39.948
10		4:07.681	2:45.323	44.277	38.081	167.7	9:24:56.391	10		1:52.780	32.412	43.180	37.188	249.4	9:22:32.728
11		1:54.228	32.726	43.881	37.621	248.2	9:26:50.619	11		1:52.811	32.367	43.258	37.186	248.8	9:24:25.539
12		1:53.685	32.511	43.790	37.384	248.8	9:28:44.304	12		1:57.039 P	32.609	43.598	40.832	248.2	9:26:22.578
13		1:53.614	32.573	43.642	37.399	248.8	9:30:37.918	13		3:56.744	2:34.446	44.612	37.686	168.4	9:30:19.322
14		1:53.917	32.560	43.713	37.644	250.5	9:32:31.835	14		1:54.445	33.004	44.027	37.414	247.7	9:32:13.767
15		1:54.744	32.740	44.128	37.876	250.0	9:34:26.579	15		1:54.287	32.946	43.928	37.413	248.2	9:34:08.054
16		1:59.253 P	32.615	43.664	42.974	250.0	9:36:25.832	16		1:53.734	32.652	43.871	37.211	248.8	9:36:01.788
17		6:20.506	4:47.479	51.779	41.248	151.2	9:42:46.338	17		1:54.014	32.633	44.110	37.271	248.8	9:37:55.802
18		2:06.694	37.232	48.423	41.039	242.1	9:44:53.032	18		1:53.876	32.543	44.068	37.265	248.8	9:39:49.678
19		2:03.314	35.369	47.429	40.516	244.3	9:46:56.346	19		2:09.157 P	33.578	44.982	50.597	249.4	9:41:58.835
20		2:04.071	35.323	47.560	41.188	242.6	9:49:00.417	20		4:07.217	2:45.040	44.591	37.586	170.0	9:46:06.052
21		2:02.819	35.353	47.150	40.316	243.2	9:51:03.236	21		1:54.243	32.697	44.209	37.337	249.4	9:48:00.295
22		2:19.834 P	34.943	47.678	57.213	245.4	9:53:23.070	22		1:53.495	32.610	43.770	37.115	248.8	9:49:53.790

45 Mark Speakerwas Porsche 911 GT3 Cup gen 1							53 Nicolas Vandierendonck Porsche 992 GT3 Cup								
PROAM Jan Antoszewski			CAME Racing Team				PROAM Dirk Schouten			Q1 by EMG Motorsport					
Lap	D	Time	Sector 1	Sector 2	Sector 3	T. Spd	Elapsed	Lap	D	Time	Sector 1	Sector 2	Sector 3	T. Spd	Elapsed
1		9:02:36.270	9:00:57.648	54.186	44.436	131.0	9:02:36.270	1		9:02:23.206	9:00:50.541	50.958	41.707	147.9	9:02:23.206
2		2:05.383	36.814	48.551	40.018	238.9	9:04:41.653	2		1:59.146	35.186	45.662	38.298	207.6	9:04:22.352
3		2:01.571	35.255	46.681	39.635	235.2	9:06:43.224	3		2:00.932 P	34.126	44.582	42.224	248.2	9:06:23.284
4		1:58.752	34.241	45.402	39.109	247.7	9:08:41.976	4		3:12.716	1:50.430	44.189	38.097	167.7	9:09:36.000
5		1:58.293	33.768	45.469	39.056	249.4	9:10:40.269	5		1:54.346	32.956	43.864	37.526	247.7	9:11:30.346
6		2:05.704 P	33.674	45.256	46.774	248.8	9:12:45.973	6		1:53.886	32.889	43.549	37.448	248.2	9:13:24.232
7		3:52.762	2:28.602	45.253	38.907	159.0	9:16:38.735	7		1:52.763	32.643	43.140	36.980	248.2	9:15:16.995
8		1:57.525	33.806	44.640	39.079	248.2	9:18:36.260	8		1:56.043	32.281	43.258	40.504	248.8	9:17:13.038
9		1:56.894	33.353	44.686	38.855	248.2	9:20:33.154	9		1:53.090	32.666	43.167	37.257	248.2	9:19:06.128
10		1:57.401	33.119	45.341	38.941	248.2	9:22:30.555	10		1:52.988	32.429	43.312	37.247	248.8	9:20:59.116
11		1:56.909	33.162	45.196	38.551	248.8	9:24:27.464	11		1:53.283	32.388	43.161	37.734	250.0	9:22:52.399
12		2:00.696 P	33.099	44.330	43.267	249.4	9:26:28.160	12		1:57.465 P	32.477	43.677	41.311	250.0	9:24:49.864
13		3:55.873	2:31.485	46.037	38.351	162.4	9:30:24.033	13		5:10.983	3:45.079	46.287	39.617	165.8	9:30:00.847
14		1:56.358	33.290	44.806	38.262	249.4	9:32:20.391	14		1:56.787	33.399	44.603	38.785	246.0	9:31:57.634
15		1:55.566	33.068	44.746	37.752	250.0	9:34:15.957	15		1:55.507	33.154	44.106	38.247	247.1	9:33:53.141
16		1:54.344	32.664	43.810	37.870	251.1	9:36:10.301	16		1:55.858	33.149	44.083	38.626	246.5	9:35:48.999
17		1:54.059	32.668	43.759	37.632	251.1	9:38:04.360	17		1:55.271	33.043	44.103	38.125	247.7	9:37:44.270
18		2:00.434 P	33.509	43.981	42.944	251.1	9:40:04.794	18		1:55.586	33.274	44.330	37.982	248.2	9:39:39.856
19		6:30.543	5:08.082	44.755	37.706	166.1	9:46:35.337	19		1:55.271	33.053	44.084	38.134	247.1	9:41:35.127
20		1:54.066	32.805	43.693	37.568	249.4	9:48:29.403	20		1:54.516	33.046	43.784	37.686	247.7	9:43:29.643
21		1:53.382	32.711	43.511	37.160	250.5	9:50:22.785	21		1:54.721	32.793	44.052	37.876	248.2	9:45:24.364
22		2:01.295 P	32.791	44.449	44.055	251.1	9:52:24.080	22		2:04.700 P	33.541	44.423	46.736	248.2	9:47:29.064





Circuit de Barcelona
GT Cup Open Europe
Free Practice - 1
Lap Analysis



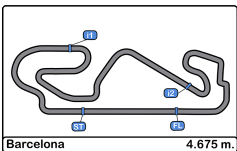
54 Jan Lauryssen Porsche 992 GT3 Cup 991 Dino Zamparelli Porsche 911 GT3 Cup gen 2

PROAM							Q1 by EMG Motorsport		PROAM		Jan Klingenberg		Valluga Racing		
Lap	D	Time	Sector 1	Sector 2	Sector 3	T. Spd	Elapsed	Lap	D	Time	Sector 1	Sector 2	Sector 3	T. Spd	Elapsed
1		9:02:17.088	9:00:47.697	49.386	40.005	121.6	9:02:17.088	1		9:02:50.004	9:01:15.161	54.228	40.615	104.4	9:02:50.004
2		1:57.809	34.752	44.846	38.211	233.7	9:04:14.897	2		1:58.085	34.399	45.162	38.524	247.1	9:04:48.089
3		1:53.983	33.034	43.621	37.328	246.5	9:06:08.880	3		1:53.973	32.824	43.404	37.745	250.0	9:06:42.062
4		1:52.879	32.609	43.232	37.038	247.7	9:08:01.759	4		1:52.297	32.400	43.146	36.751	251.1	9:08:34.359
5		1:52.732	32.672	43.159	36.901	247.7	9:09:54.491	5		2:04.554 P	32.427	42.882	49.245	252.9	9:10:38.913
6		1:52.365	32.436	42.977	36.952	249.4	9:11:46.856	6		5:08.437	3:43.754	45.424	39.259	150.2	9:15:47.350
7		2:06.274 P	32.642	43.380	50.252	248.2	9:13:53.130	7		1:57.032	33.427	45.115	38.490	248.8	9:17:44.382
8		5:14.508	3:54.062	43.269	37.177	171.9	9:19:07.638	8		1:57.432	33.437	45.454	38.541	250.5	9:19:41.814
9		1:59.838 P	32.969	43.378	43.491	249.4	9:21:07.476	9		1:57.902	33.490	45.051	39.361	250.5	9:21:39.716
10		4:30.753	3:01.546	49.729	39.478	146.1	9:25:38.229	10		1:56.906	33.630	44.707	38.569	249.4	9:23:36.622
11		1:55.333	33.579	44.086	37.668	243.7	9:27:33.562	11		1:56.711	33.482	44.869	38.360	250.0	9:25:33.333
12		1:53.005	32.709	43.259	37.037	247.1	9:29:26.567	12		1:56.382	33.398	44.500	38.484	250.5	9:27:29.715
13		1:53.086	33.125	42.977	36.984	250.5	9:31:19.653	13		1:56.514	33.470	44.543	38.501	250.5	9:29:26.229
14		1:52.813	32.489	43.372	36.952	248.2	9:33:12.466	14		2:08.542 P	34.294	44.613	49.635	250.0	9:31:34.771
15		1:51.521	32.316	42.574	36.631	248.2	9:35:03.987	15		8:28.071	7:04.713	44.807	38.551	155.6	9:40:02.842
16		1:52.031	32.193	42.822	37.016	248.8	9:36:56.018	16		1:56.289	33.186	44.179	38.924	250.5	9:41:59.131
17		1:51.438	32.339	42.692	36.407	249.4	9:38:47.456	17		1:57.283	33.367	45.567	38.349	251.1	9:43:56.414
18		2:06.000 P	32.119	46.218	47.663	250.0	9:40:53.456	18		1:55.826	33.196	44.446	38.184	250.0	9:45:52.240

215 August MacBeth Mercedes AMG GT4 19 1:54.998 32.958 44.212 37.828 250.5 9:47:47.238

AM							Albert Estragues		NM Racing Team						
Lap	D	Time	Sector 1	Sector 2	Sector 3	T. Spd	Elapsed	Lap	D	Time	Sector 1	Sector 2	Sector 3	T. Spd	Elapsed
1		9:04:03.939	9:02:15.893	1:01.003	47.043	82.8	9:04:03.939	20		1:55.196	32.924	44.045	38.227	251.1	9:49:42.434
2		2:10.403	36.771	48.339	45.293	240.5	9:06:14.342	21		1:55.361	33.152	43.919	38.290	251.7	9:51:37.795
3		1:57.811	34.124	44.947	38.740	250.0	9:08:12.153	22		2:08.156 P	32.977	46.254	48.925	251.1	9:53:45.951
4		1:55.787	33.520	44.303	37.964	251.1	9:10:07.940								
5		1:54.875	33.097	43.751	38.027	252.3	9:12:02.815								
6		1:56.252	33.409	44.883	37.960	252.9	9:13:59.067								
7		1:54.719	33.182	43.786	37.751	253.5	9:15:53.786								
8		1:54.698	32.918	43.725	38.055	254.7	9:17:48.484								
9		1:54.454	33.036	43.540	37.878	254.7	9:19:42.938								
10		2:09.548 P	32.968	44.615	51.965	255.9	9:21:52.486								
11		5:18.425	3:56.859	43.778	37.788	175.6	9:27:10.911								
12		1:58.967 P	32.704	43.771	42.492	254.7	9:29:09.878								
13		5:33.336	4:11.185	44.500	37.651	175.6	9:34:43.214								
14		1:53.759	32.500	43.801	37.458	258.9	9:36:36.973								
15		1:53.695	32.330	44.057	37.308	255.3	9:38:30.668								
16		1:53.517	32.334	43.998	37.185	255.3	9:40:24.185								
17		1:53.333	32.351	43.944	37.038	255.3	9:42:17.518								
18		2:01.140	33.074	48.880	39.186	255.3	9:44:18.658								
19		1:54.246	32.734	43.997	37.515	254.1	9:46:12.904								
20		1:54.021	32.637	43.891	37.493	255.9	9:48:06.925								
21		1:59.564 P	33.362	44.220	41.982	257.1	9:50:06.489								





Circuito de Barcelona

GT Cup Open Europe

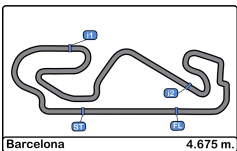
Free Practice - 1

Best Sectors Results



Sector - 1				Sector - 2				Sector - 3				Ideal Lap vs Best Lap				
Clas	Nº	Driver	Time	Nº	Driver	Time	Nº	Driver	Time	Clas	Nº	Driver	Ideal Lap	Best Lap	Clas	
1	24	Blazek - Lisowski	32.084	54	Jan Lauryszen	42.574	54	Jan Lauryszen	36.407	1	54	Jan Lauryszen	1:51.100	1:51.438	2	
2	26	Darmetko - Janosz	32.087	24	Blazek - Lisowski	42.644	24	Blazek - Lisowski	36.441	2	24	Blazek - Lisowski	1:51.169	1:51.411	1	
3	54	Jan Lauryszen	32.119	991	Zamparelli - Klingelberg	42.882	26	Darmetko - Janosz	36.666	3	26	Darmetko - Janosz	1:51.788	1:51.999	3	
4	53	Vandierendonck - Schouten	32.281	26	Darmetko - Janosz	43.035	991	Zamparelli - Klingelberg	36.751	4	991	Zamparelli - Klingelberg	1:52.033	1:52.297	4	
5	215	MacBeth - Estragues	32.330	53	Vandierendonck - Schouten	43.140	50	Teunkens - Schouten	36.856	5	53	Vandierendonck - Schouten	1:52.401	1:52.763	5	
6	50	Teunkens - Schouten	32.367	50	Teunkens - Schouten	43.180	53	Vandierendonck - Schouten	36.980	6	50	Teunkens - Schouten	1:52.403	1:52.780	6	
7	991	Zamparelli - Klingelberg	32.400	45	Speakerwas - Antoszewski	43.511	215	MacBeth - Estragues	37.038	7	215	MacBeth - Estragues	1:52.908	1:53.333	7	
8	44	Pisani - Bozzoni	32.511	215	MacBeth - Estragues	43.540	45	Speakerwas - Antoszewski	37.160	8	45	Speakerwas - Antoszewski	1:53.335	1:53.382	8	
9	45	Speakerwas - Antoszewski	32.664	44	Pisani - Bozzoni	43.642	44	Pisani - Bozzoni	37.384	9	44	Pisani - Bozzoni	1:53.537	1:53.614	9	
10	32	Fernando Fortes	33.152	32	Fernando Fortes	44.213	32	Fernando Fortes	37.876	10	32	Fernando Fortes	1:55.241	1:55.241	10	
11	27	Mauro - Aristot	33.250	27	Mauro - Aristot	44.531	27	Mauro - Aristot	38.376	11	27	Mauro - Aristot	1:56.157	1:56.667	11	



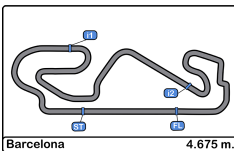


Circuito de Barcelona
GT Cup Open Europe
Free Practice - 1
Best 5 Lap Times



Cl	N°	Entrant/Team	Nat	Driver 1	Nat	Driver 2	Nat	Vehicle	Cat	Cl	Best 1		Best 2		Best 3		Best 4		Best 5	
											Time	Lap	Time	Lap	Time	Lap	Time	Lap	Time	Lap
1	24	A&P Racing Team PTT Tech Support	POL	Maciej Blazek	POL	Mateusz Lisowski	POL	Porsche 991 GT3 Cup gen 2	PROAM	1	1:51.411	6	1:51.423	5	1:51.833	4	1:52.053	3	1:52.546	7
2	54	Q1 by EMG Motorsport	BEL	Jan Lauryszen	BEL			Porsche 992 GT3 Cup	PROAM	2	1:51.438	17	1:51.521	15	1:52.031	16	1:52.365	6	1:52.732	5
3	26	Q1 by EMG Motorsport	BEL	Maciej Darmetko	POL	Artur Janosz	POL	Porsche 911 GT3 Cup gen 2	PROAM	3	1:51.999	8	1:52.034	6	1:52.126	5	1:52.266	7	1:52.856	4
4	991	Valluga Racing	GBR	Dino Zamparelli	GBR	Jan Klingelberg	CHE	Porsche 911 GT3 Cup gen 2	PROAM	4	1:52.297	4	1:53.973	3	1:54.998	19	1:55.196	20	1:55.361	21
5	53	Q1 by EMG Motorsport	BEL	Nicolas Vandierendonck	BEL	Dirk Schouten	NLD	Porsche 992 GT3 Cup	PROAM	5	1:52.763	7	1:52.988	10	1:53.090	9	1:53.283	11	1:53.886	6
6	50	Q1 by EMG Motorsport	BEL	Filip Teunkens	BEL	Bas Schouten	NLD	Porsche 992 GT3 Cup	PROAM	6	1:52.780	10	1:52.811	11	1:53.007	5	1:53.041	9	1:53.186	4
7	215	NM Racing Team	ESP	August MacBeth	CHE	Albert Estragues	ESP	Mercedes AMG GT4	AM	1	1:53.333	17	1:53.517	16	1:53.695	15	1:53.759	14	1:54.021	20
8	45	CAME Racing Team	ITA	Mark Speakerwas	ITA	Jan Antoszewski	POL	Porsche 911 GT3 Cup gen 1	PROAM	7	1:53.382	21	1:54.059	17	1:54.066	20	1:54.344	16	1:55.566	15
9	44	CAME Racing Team	ITA	Eugenio Pisani	ITA	Stefano Bozzoni	ITA	Porsche 911 GT3 Cup gen 1	PROAM	8	1:53.614	13	1:53.685	12	1:53.917	14	1:54.228	11	1:54.259	6
10	32	Three Sixty Racing Team	AND	Fernando Fortes	BRA			Porsche 911 GT3 Cup gen 2	AM	2	1:55.241	13	1:56.952	11	1:57.537	8	1:57.958	12	1:59.475	6
11	27	Three Sixty Racing Team	AND	Marcio Mauro	BRA	Oscar Aristot	AND	Porsche 911 GT3 Cup gen 2	AM	3	1:56.667	10	1:57.057	9	1:58.211	8	1:59.425	7	2:00.721	4



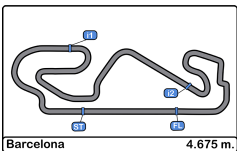


Circuito de Barcelona
GT Cup Open Europe
Free Practice - 1
Best 5 Top Speeds



Cl	N°	Entrant/Team	Nat	Driver 1	Nat	Driver 2	Nat	Vehicle	Cat	Cl	Top 1		Top 2		Top 3		Top 4		Top 5		
											Km/h	Lap	Km/h	Lap	Km/h	Lap	Km/h	Lap	Km/h	Lap	
1	215	NM Racing Team	ESP	August MacBeth	CHE	Albert Estragues	ESP	Mercedes AMG GT4	AM	1	258.9	14	257.1	21	255.9	10	255.9	20	255.3	15	256.6
2	24	A&P Racing Team PTT Tech Support	POL	Maciej Blazek	POL	Mateusz Lisowski	POL	Porsche 991 GT3 Cup gen 2	PROAM	1	252.9	7	252.9	18	252.3	17	251.7	6	251.7	16	252.3
3	991	Valluga Racing	GBR	Dino Zamparelli	GBR	Jan Klingelberg	CHE	Porsche 911 GT3 Cup gen 2	PROAM	2	252.9	5	251.7	21	251.1	4	251.1	17	251.1	20	251.6
4	50	Q1 by EMG Motorsport	BEL	Filip Teunkens	BEL	Bas Schouten	NLD	Porsche 992 GT3 Cup	PROAM	3	252.3	8	252.3	9	250.0	5	250.0	6	249.4	4	250.8
5	26	Q1 by EMG Motorsport	BEL	Maciej Darmetko	POL	Artur Janosz	POL	Porsche 911 GT3 Cup gen 2	PROAM	4	251.7	8	251.1	9	251.1	15	251.1	18	250.5	6	251.1
6	45	CAME Racing Team	ITA	Mark Speakerwas	ITA	Jan Antoszewski	POL	Porsche 911 GT3 Cup gen 1	PROAM	5	251.1	16	251.1	17	251.1	18	251.1	22	250.5	21	251.0
7	44	CAME Racing Team	ITA	Eugenio Pisani	ITA	Stefano Bozzoni	ITA	Porsche 911 GT3 Cup gen 1	PROAM	6	250.5	9	250.5	14	250.0	15	250.0	16	249.4	8	250.1
8	54	Q1 by EMG Motorsport	BEL	Jan Laurysen	BEL			Porsche 992 GT3 Cup	PROAM	7	250.5	13	250.0	18	249.4	6	249.4	9	249.4	17	249.7
9	53	Q1 by EMG Motorsport	BEL	Nicolas Vandierendonck	BEL	Dirk Schouten	NLD	Porsche 992 GT3 Cup	PROAM	8	250.0	11	250.0	12	248.8	8	248.8	10	248.2	3	249.1
10	32	Three Sixty Racing Team	AND	Fernando Fortes	BRA			Porsche 911 GT3 Cup gen 2	AM	2	248.8	12	248.8	14	247.7	13	247.1	8	246.5	7	247.8
11	27	Three Sixty Racing Team	AND	Marcio Mauro	BRA	Oscar Aristot	AND	Porsche 911 GT3 Cup gen 2	AM	3	248.2	9	247.7	11	247.1	10	245.4	19	244.8	5	246.6



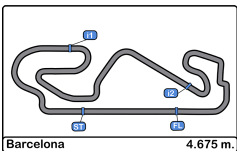


Circuito de Barcelona
GT Cup Open Europe
Free Practice - 1
Fastest Laps Sequence



Lap	Time of Day	Session Time	Nº	Entrant/Team	Nat	Driver 1	Nat	Driver 2	Nat	Vehicle	Cat	Time	Km/h
2	9:04:06.912	4:06.912	26	Q1 by EMG Motorsport		Maciej Darmetko		Artur Janosz		Porsche 911 GT3 Cup gen 2	PROAM	1:57.876	142.7
2	9:04:14.897	4:14.897	54	Q1 by EMG Motorsport		Jan Laurysen				Porsche 992 GT3 Cup	PROAM	1:57.809	142.8
2	9:04:37.224	4:37.224	24	A&P Racing Team PTT Tech Support		Maciej Blazek		Mateusz Lisowski		Porsche 991 GT3 Cup gen 2	PROAM	1:53.798	147.8
3	9:06:29.277	6:29.277	24	A&P Racing Team PTT Tech Support		Maciej Blazek		Mateusz Lisowski		Porsche 991 GT3 Cup gen 2	PROAM	1:52.053	150.1
4	9:08:21.110	8:21.110	24	A&P Racing Team PTT Tech Support		Maciej Blazek		Mateusz Lisowski		Porsche 991 GT3 Cup gen 2	PROAM	1:51.833	150.4
5	9:10:12.533	10:12.533	24	A&P Racing Team PTT Tech Support		Maciej Blazek		Mateusz Lisowski		Porsche 991 GT3 Cup gen 2	PROAM	1:51.423	151.0
6	9:12:03.944	12:03.944	24	A&P Racing Team PTT Tech Support		Maciej Blazek		Mateusz Lisowski		Porsche 991 GT3 Cup gen 2	PROAM	1:51.411	151.0





Circuito de Barcelona

GT Cup Open Europe

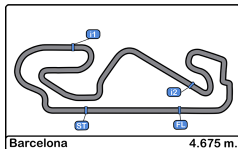
Free Practice - 1

Event Best Maximum Speed



Nº	Entrant/Team	Nat	Driver 1	Nat	Driver 2	Nat	Vehicle	Cat	Km/h	Session
215	NM Racing Team	ESP	August MacBeth	CHE	Albert Estragues	ESP	Mercedes AMG GT4	AM	259.6	Private test - 1
991	Valluga Racing	GBR	Dino Zamparelli	GBR	Jan Klingelberg	CHE	Porsche 911 GT3 Cup gen 2	PROAM	252.9	Free Practice - 1
24	A&P Racing Team PTT Tech Support	POL	Maciej Blazek	POL	Mateusz Lisowski	POL	Porsche 991 GT3 Cup gen 2	PROAM	252.9	Free Practice - 1
50	Q1 by EMG Motorsport	BEL	Filip Teunkens	BEL	Bas Schouten	NLD	Porsche 992 GT3 Cup	PROAM	252.3	Free Practice - 1
26	Q1 by EMG Motorsport	BEL	Maciej Darmetko	POL	Artur Janosz	POL	Porsche 911 GT3 Cup gen 2	PROAM	251.7	Free Practice - 1
45	CAME Racing Team	ITA	Mark Speakerwas	ITA	Jan Antoszewski	POL	Porsche 911 GT3 Cup gen 1	PROAM	251.1	Free Practice - 1
44	CAME Racing Team	ITA	Eugenio Pisani	ITA	Stefano Bozzoni	ITA	Porsche 911 GT3 Cup gen 1	PROAM	250.5	Free Practice - 1
54	Q1 by EMG Motorsport	BEL	Jan Lauryssen	BEL			Porsche 992 GT3 Cup	PROAM	250.5	Free Practice - 1
53	Q1 by EMG Motorsport	BEL	Nicolas Vandierendonck	BEL	Dirk Schouten	NLD	Porsche 992 GT3 Cup	PROAM	250.0	Free Practice - 1
32	Three Sixty Racing Team	AND	Fernando Fortes	BRA			Porsche 911 GT3 Cup gen 2	AM	248.8	Free Practice - 1
27	Three Sixty Racing Team	AND	Marcio Mauro	BRA	Oscar Aristot	AND	Porsche 911 GT3 Cup gen 2	AM	248.2	Free Practice - 1





Circuit de Barcelona
GT Cup Open Europe
Free Practice - 1
Pit Stop Analysis



24 Maciej Blazek Porsche 991 GT3 Cup gen 2

PROAM Mateusz Lisowski A&P Racing Team PTT Tech Support

Nº	In Day Time	In Time	Out Time	Pit Time	T. Pit Time	Handicap	Diff.
1	9:15:49.501	9:15:49.501	9:17:58.596	2:09.095	2:09.095		
2	9:21:53.130	9:21:53.130	9:24:35.551	2:42.421	4:51.516		

26 Maciej Darmetko Porsche 911 GT3 Cup gen 2

PROAM Artur Janosz Q1 by EMG Motorsport

Nº	In Day Time	In Time	Out Time	Pit Time	T. Pit Time	Handicap	Diff.
1	9:17:18.901	9:17:18.901	9:28:49.707	11:30.806	11:30.806		

27 Marcio Mauro Porsche 911 GT3 Cup gen 2

AM Oscar Aristot Three Sixty Racing Team

Nº	In Day Time	In Time	Out Time	Pit Time	T. Pit Time	Handicap	Diff.
1	9:12:37.998	9:12:37.998	9:15:42.345	3:04.347	3:04.347		
2	9:27:41.040	9:27:41.040	9:31:11.073	3:30.033	6:34.380		

32 Fernando Fortes Porsche 911 GT3 Cup gen 2

AM Three Sixty Racing Team

Nº	In Day Time	In Time	Out Time	Pit Time	T. Pit Time	Handicap	Diff.
1	9:15:01.019	9:15:01.019	9:16:46.900	1:45.881	1:45.881		
2	9:26:57.643	9:26:57.643	9:30:22.264	3:24.621	5:10.502		

44 Eugenio Pisani Porsche 911 GT3 Cup gen 1

PROAM Stefano Bozzoni CAME Racing Team

Nº	In Day Time	In Time	Out Time	Pit Time	T. Pit Time	Handicap	Diff.
1	9:04:45.558	9:04:45.558	9:07:13.264	2:27.706	2:27.706		
2	9:20:46.342	9:20:46.342	9:23:01.045	2:14.703	4:42.409		
3	9:36:23.477	9:36:23.477	9:40:33.469	4:09.992	8:52.401		

45 Mark Speakerwas Porsche 911 GT3 Cup gen 1

PROAM Jan Antoszewski CAME Racing Team

Nº	In Day Time	In Time	Out Time	Pit Time	T. Pit Time	Handicap	Diff.
1	9:12:43.937	9:12:43.937	9:14:39.266	1:55.329	1:55.329		
2	9:26:25.857	9:26:25.857	9:28:24.606	1:58.749	3:54.078		
3	9:40:02.216	9:40:02.216	9:44:38.991	4:36.775	8:30.853		

50 Filip Teunkens Porsche 992 GT3 Cup

PROAM Bas Schouten Q1 by EMG Motorsport

Nº	In Day Time	In Time	Out Time	Pit Time	T. Pit Time	Handicap	Diff.
1	9:11:51.013	9:11:51.013	9:15:00.681	3:09.668	3:09.668		
2	9:26:20.035	9:26:20.035	9:28:22.146	2:02.111	5:11.779		
3	9:41:56.374	9:41:56.374	9:44:09.906	2:13.532	7:25.311		

53 Nicolas Vandierendonck Porsche 992 GT3 Cup

PROAM Dirk Schouten Q1 by EMG Motorsport

Nº	In Day Time	In Time	Out Time	Pit Time	T. Pit Time	Handicap	Diff.
1	9:06:20.775	9:06:20.775	9:07:39.900	1:19.125	1:19.125		
2	9:24:47.217	9:24:47.217	9:27:59.190	3:11.973	4:31.098		

54 Jan Laurysen Porsche 992 GT3 Cup

PROAM Q1 by EMG Motorsport

Nº	In Day Time	In Time	Out Time	Pit Time	T. Pit Time	Handicap	Diff.
1	9:13:50.664	9:13:50.664	9:17:14.390	3:23.726	3:23.726		
2	9:21:04.996	9:21:04.996	9:23:29.626	2:24.630	5:48.356		

215 August MacBeth Mercedes AMG GT4

AM Albert Estragues NM Racing Team

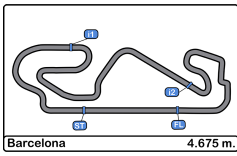
Nº	In Day Time	In Time	Out Time	Pit Time	T. Pit Time	Handicap	Diff.
1	9:21:50.109	9:21:50.109	9:25:17.053	3:26.944	3:26.944		
2	9:29:07.244	9:29:07.244	9:32:48.999	3:41.755	7:08.699		

991 Dino Zamparelli Porsche 911 GT3 Cup gen 2

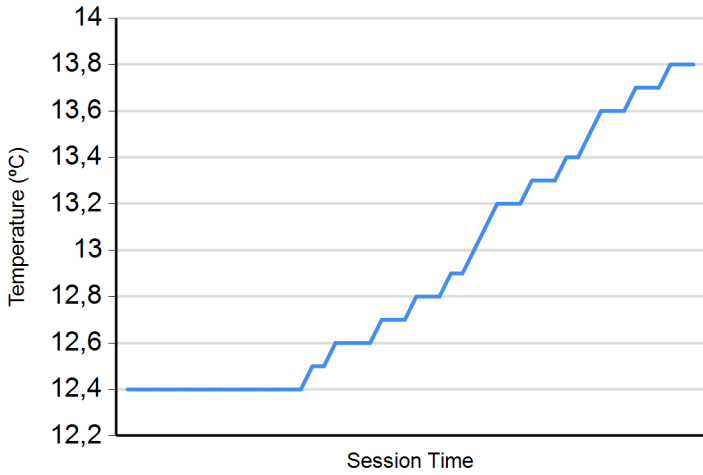
PROAM Jan Klingenberg Valluga Racing

Nº	In Day Time	In Time	Out Time	Pit Time	T. Pit Time	Handicap	Diff.
1	9:10:35.541	9:10:35.541	9:13:45.089	3:09.548	3:09.548		
2	9:31:31.341	9:31:31.341	9:38:01.776	6:30.435	9:39.983		

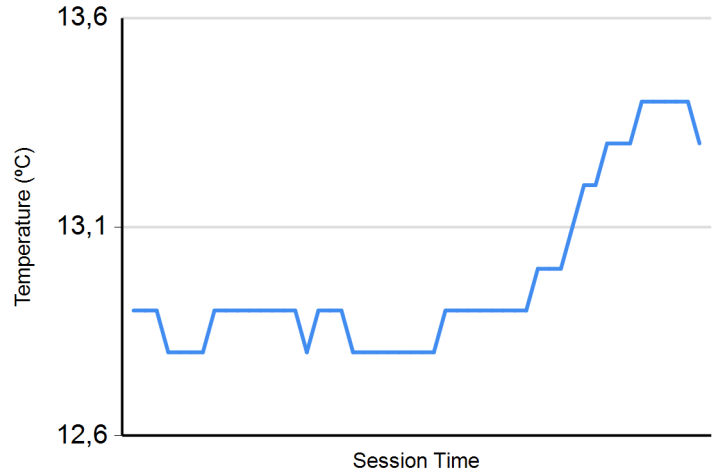




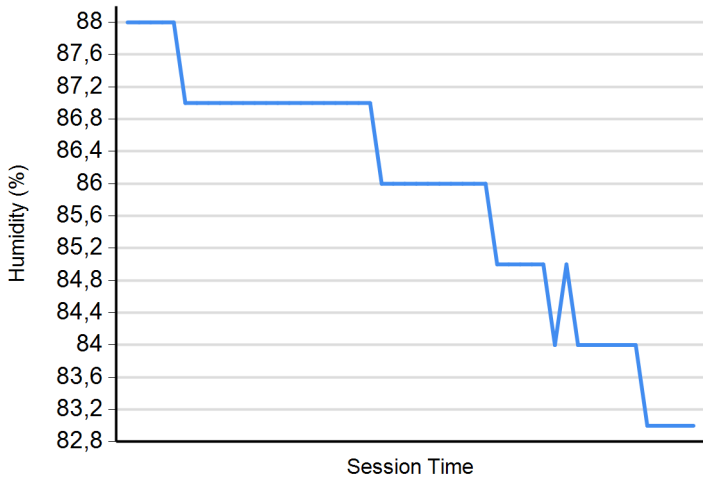
Air Temperature



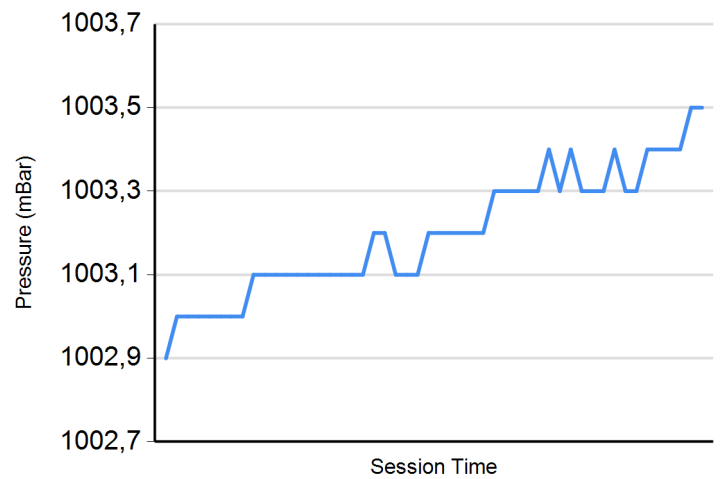
Track Temperature



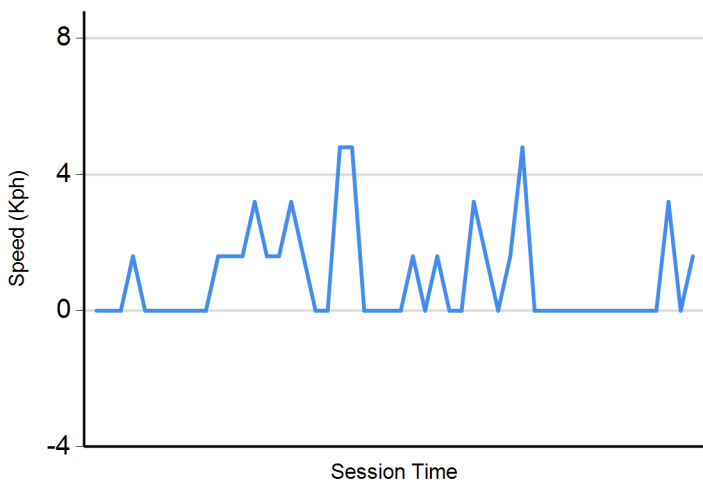
Humidity



Pressure



Wind Speed



Wind direction

