

**Circuito de Barcelona**  
**GT Cup Open Europe**  
**Private test - 2**  
**Provisional Results**



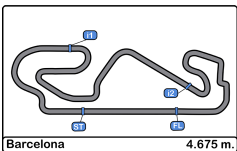
Cls	Nº	Entrant/Team	Nat	Driver 1	Nat	Driver 2	Nat	Vehicle	Cat	Cls	Laps	Best	Time	Gap	Interval	Km/h
1	991	Valluga Racing		Dino Zamparelli		Jan Klingelberg		Porsche 911 GT3 Cup gen 2	PROAM	1	6	3	2:06.345			133.2
2	24	A&P Racing Team PTT Tech Support		Maciej Blazek		Mateusz Lisowski		Porsche 991 GT3 Cup gen 2	PROAM	2	5	4	2:06.814	0.469	0.469	132.7
3	53	Q1 by EMG Motorsport		Nicolas Vandierendonck		Dirk Schouten		Porsche 992 GT3 Cup	PROAM	3	9	2	2:06.992	0.647	0.178	132.5
4	50	Q1 by EMG Motorsport		Filip Teunkens		Bas Schouten		Porsche 992 GT3 Cup	PROAM	4	8	4	2:07.625	1.280	0.633	131.8
5	54	Q1 by EMG Motorsport		Jan Laurysen				Porsche 992 GT3 Cup	PROAM	5	10	7	2:07.883	1.538	0.258	131.6
6	26	Q1 by EMG Motorsport		Maciej Darmetko		Artur Janosz		Porsche 911 GT3 Cup gen 2	PROAM	6	9	5	2:10.587	4.242	2.704	128.8

Published at:.....

Track Temp: 19.9 °C Air Temp: 18.8 °C Humidity: 84 % Track Status: WET

Stewards:	Race Director:	Timekeeper: Luis Angel Garcia Nuñez JOB/I-0020-ESP
-----------	----------------	--





Circuito de Barcelona

GT Cup Open Europe

Private test - 2

Provisional Results by Category



Cls	Nº	Entrant/Team	Nat	Driver 1	Nat	Driver 2	Nat	Vehicle	Cat	Cls	Laps	Best	Time	Gap	Interval	Km/h
<b>PROAM</b>																
1	991	Valluga Racing		Dino Zamparelli		Jan Klingelberg		Porsche 911 GT3 Cup gen 2	PROAM	1	6	3	2:06.345			133.2
2	24	A&P Racing Team PTT Tech Support		Maciej Blazek		Mateusz Lisowski		Porsche 991 GT3 Cup gen 2	PROAM	2	5	4	2:06.814	0.469	0.469	132.7
3	53	Q1 by EMG Motorsport		Nicolas Vandierendonck		Dirk Schouten		Porsche 992 GT3 Cup	PROAM	3	9	2	2:06.992	0.647	0.178	132.5
4	50	Q1 by EMG Motorsport		Filip Teunkens		Bas Schouten		Porsche 992 GT3 Cup	PROAM	4	8	4	2:07.625	1.280	0.633	131.8
5	54	Q1 by EMG Motorsport		Jan Laurysen				Porsche 992 GT3 Cup	PROAM	5	10	7	2:07.883	1.538	0.258	131.6
6	26	Q1 by EMG Motorsport		Maciej Darmetko		Artur Janosz		Porsche 911 GT3 Cup gen 2	PROAM	6	9	5	2:10.587	4.242	2.704	128.8

Published at:.....

Track Temp: 19.9 °C Air Temp: 18.8 °C Humidity: 84 % Track Status: WET

Stewards:

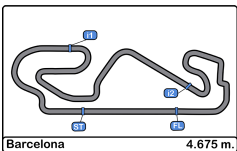
Race Director:

Timekeeper:

Luis Angel Garcia Nuñez

JOB/I-0020-ESP





Circuito de Barcelona  
 GT Cup Open Europe  
 Private test - 2  
 Provisional Results by Class



Cls	Nº	Entrant/Team	Nat	Driver 1	Nat	Driver 2	Nat	Vehicle	Cat	Cls	Laps	Best	Time	Gap	Interval	Km/h
<b>GT Open Cup Europe</b>																
1	991	Valluga Racing		Dino Zamparelli		Jan Klingelberg		Porsche 911 GT3 Cup gen 2	PROAM	1	6	3	2:06.345			133.2
2	24	A&P Racing Team PTT Tech Support		Maciej Blazek		Mateusz Lisowski		Porsche 991 GT3 Cup gen 2	PROAM	2	5	4	2:06.814	0.469	0.469	132.7
3	53	Q1 by EMG Motorsport		Nicolas Vandierendonck		Dirk Schouten		Porsche 992 GT3 Cup	PROAM	3	9	2	2:06.992	0.647	0.178	132.5
4	50	Q1 by EMG Motorsport		Filip Teunkens		Bas Schouten		Porsche 992 GT3 Cup	PROAM	4	8	4	2:07.625	1.280	0.633	131.8
5	54	Q1 by EMG Motorsport		Jan Laurysen				Porsche 992 GT3 Cup	PROAM	5	10	7	2:07.883	1.538	0.258	131.6
6	26	Q1 by EMG Motorsport		Maciej Darmetko		Artur Janosz		Porsche 911 GT3 Cup gen 2	PROAM	6	9	5	2:10.587	4.242	2.704	128.8

Published at:.....

Track Temp: 19.9 °C Air Temp: 18.8 °C Humidity: 84 % Track Status: WET

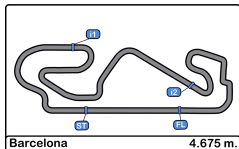
Stewards:

Race Director:

Timekeeper: Luis Angel Garcia Nuñez

JOB/I-0020-ESP





Circuit de Barcelona  
GT Cup Open Europe  
Private test - 2  
Lap Analysis



**24** Maciej Blazek Porsche 991 GT3 Cup gen 2 **54** Jan Laurysen Porsche 992 GT3 Cup  
PROAM Mateusz Lisowski A&P Racing Team PTT Tech PROAM Q1 by EMG Motorsport

Lap	D	Time	Sector 1	Sector 2	Sector 3	T. Spd	Elapsed	Lap	D	Time	Sector 1	Sector 2	Sector 3	T. Spd	Elapsed
1		17:31:09.501 P	17:29:36.222	47.864	45.415	145.9	17:31:09.501	1		17:22:18.976	17:20:47.145	49.184	42.647	124.7	17:22:18.976
2		3:56.441 P	2:23.796	47.741	44.904	167.7	17:35:05.942	2		2:11.803	36.357	48.354	47.092	242.6	17:24:30.779
3		3:52.743	2:22.840	47.647	42.256	169.2	17:38:58.685	3		2:20.154 P	36.585	48.871	54.698	241.0	17:26:50.933
4		2:06.814	36.364	48.424	42.026	241.0	17:41:05.499	4		4:09.480	2:38.169	48.374	42.937	169.2	17:31:00.413
5		2:20.726 P	41.534	51.681	47.511	188.4	17:43:26.225	5		2:07.962	36.210	48.538	43.214	244.3	17:33:08.375

**26** Maciej Darmetko Porsche 911 GT3 Cup gen 2  
PROAM Artur Janosz Q1 by EMG Motorsport

Lap	D	Time	Sector 1	Sector 2	Sector 3	T. Spd	Elapsed	Lap	D	Time	Sector 1	Sector 2	Sector 3	T. Spd	Elapsed
1		17:23:11.431	17:21:32.287	52.382	46.762	125.5	17:23:11.431	6		2:08.424	36.446	48.664	43.314	243.2	17:35:16.799
2		2:15.153	38.745	51.573	44.835	237.3	17:25:26.584	7		2:07.883	36.067	48.663	43.153	242.6	17:37:24.682
3		2:15.396	38.823	52.316	44.257	240.0	17:27:41.980	8		2:16.904 P	36.100	48.875	51.929	242.6	17:39:41.586
4		2:10.884	37.632	49.438	43.814	242.1	17:29:52.864	9		3:58.454 P	2:08.513	56.358	53.583	147.1	17:43:40.040
5		2:10.587	37.474	49.542	43.571	242.1	17:32:03.451	10		14:14.199 P	12:24.143	55.381	54.675	154.7	17:57:54.239

**991** Dino Zamparelli Porsche 911 GT3 Cup gen 2  
PROAM Jan Klingelberg Valluga Racing

Lap	D	Time	Sector 1	Sector 2	Sector 3	T. Spd	Elapsed
1		17:17:39.384	17:16:02.423	52.956	44.005	75.4	17:17:39.384
2		2:07.626	36.552	48.446	42.628	231.7	17:19:47.010
3		2:06.345	36.026	47.735	42.584	244.3	17:21:53.355
4		2:25.201 P	35.662	48.478	1:01.061	244.8	17:24:18.556
5		25:41.073	23:57.614	58.469	44.990	108.4	17:49:59.629
6		2:29.273 P	42.819	53.172	53.282	154.7	17:52:28.902

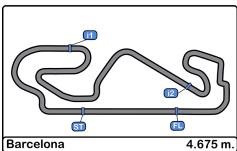
**50** Filip Teunkens Porsche 992 GT3 Cup  
PROAM Bas Schouten Q1 by EMG Motorsport

Lap	D	Time	Sector 1	Sector 2	Sector 3	T. Spd	Elapsed
1		17:23:12.517	17:21:38.286	49.928	44.303	161.9	17:23:12.517
2		2:08.473	36.986	48.797	42.690	231.7	17:25:20.990
3		2:28.942	38.852	1:01.710	48.380	197.0	17:27:49.932
4		2:07.625	36.407	48.859	42.359	242.1	17:29:57.557
5		2:08.434	36.061	48.868	43.505	243.2	17:32:05.991
6		2:13.210 P	36.496	48.903	47.811	243.7	17:34:19.201
7		7:09.783	5:37.137	49.933	42.713	169.2	17:41:28.984
8		2:21.746 P	42.083	53.028	46.635	237.8	17:43:50.730

**53** Nicolas Vandierendonck Porsche 992 GT3 Cup  
PROAM Dirk Schouten Q1 by EMG Motorsport

Lap	D	Time	Sector 1	Sector 2	Sector 3	T. Spd	Elapsed
1		17:21:11.709	17:19:39.717	49.051	42.941	153.4	17:21:11.709
2		2:06.992	35.944	48.605	42.443	241.6	17:23:18.701
3		2:09.104	36.621	49.333	43.150	243.7	17:25:27.805
4		2:08.738	36.670	49.600	42.468	243.7	17:27:36.543
5		2:07.928	36.457	48.404	43.067	242.6	17:29:44.471
6		2:08.403	36.467	49.037	42.899	243.2	17:31:52.874
7		2:15.030 P	36.702	49.636	48.692	244.3	17:34:07.904
8		6:13.345	4:32.589	54.927	45.829	140.2	17:40:21.249
9		2:36.279 P	41.038	57.629	57.612	225.9	17:42:57.528



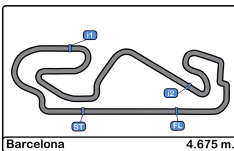


Circuito de Barcelona  
 GT Cup Open Europe  
 Private test - 2  
**Best Sectors Results**



Sector - 1			Sector - 2			Sector - 3			Ideal Lap vs Best Lap						
Clas	Nº	Driver	Time	Nº	Driver	Time	Nº	Driver	Time	Clas	Nº	Driver	Ideal Lap	Best Lap	Clas
1	991	Zamparelli - Klingelberg	35.662	24	Blazek - Lisowski	47.647	24	Blazek - Lisowski	42.026	1	991	Zamparelli - Klingelberg	2:05.981	2:06.345	1
2	53	Vandierendonck - Schouten	35.944	991	Zamparelli - Klingelberg	47.735	50	Teunkens - Schouten	42.359	2	24	Blazek - Lisowski	2:06.037	2:06.814	2
3	50	Teunkens - Schouten	36.061	54	Jan Lauryszen	48.354	53	Vandierendonck - Schouten	42.443	3	53	Vandierendonck - Schouten	2:06.791	2:06.992	3
4	54	Jan Lauryszen	36.067	53	Vandierendonck - Schouten	48.404	991	Zamparelli - Klingelberg	42.584	4	54	Jan Lauryszen	2:07.068	2:07.883	5
5	24	Blazek - Lisowski	36.364	50	Teunkens - Schouten	48.797	54	Jan Lauryszen	42.647	5	50	Teunkens - Schouten	2:07.217	2:07.625	4
6	26	Darmetko - Janosz	37.474	26	Darmetko - Janosz	49.438	26	Darmetko - Janosz	43.346	6	26	Darmetko - Janosz	2:10.258	2:10.587	6



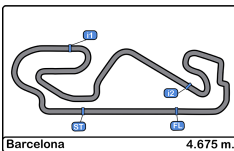


Circuito de Barcelona  
 GT Cup Open Europe  
 Private test - 2  
 Best 5 Lap Times



Cl	N°	Entrant/Team	Nat	Driver 1	Nat	Driver 2	Nat	Vehicle	Cat	Cl	Best 1		Best 2		Best 3		Best 4		Best 5		
											Time	Lap	Time	Lap	Time	Lap	Time	Lap	Time	Lap	
1	991	Valluga Racing		Dino Zamparelli		Jan Klingelberg		Porsche 911 GT3 Cup gen 2	PROAM	1	2:06.345	3	2:07.626	2	2:25.201	4	2:29.273	6	25:41.07	5	
2	24	A&P Racing Team PTT Tech Support		Maciej Blazek		Mateusz Lisowski		Porsche 991 GT3 Cup gen 2	PROAM	2	2:06.814	4	2:20.726	5	3:52.743	3	3:56.441	2			
3	53	Q1 by EMG Motorsport		Nicolas Vandierendonck		Dirk Schouten		Porsche 992 GT3 Cup	PROAM	3	2:06.992	2	2:07.928	5	2:08.403	6	2:08.738	4	2:09.104	3	
4	50	Q1 by EMG Motorsport		Filip Teunkens		Bas Schouten		Porsche 992 GT3 Cup	PROAM	4	2:07.625	4	2:08.434	5	2:08.473	2	2:13.210	6	2:21.746	8	
5	54	Q1 by EMG Motorsport		Jan Laurysen				Porsche 992 GT3 Cup	PROAM	5	2:07.883	7	2:07.962	5	2:08.424	6	2:11.803	2	2:16.904	8	
6	26	Q1 by EMG Motorsport		Maciej Darmetko		Artur Janosz		Porsche 911 GT3 Cup gen 2	PROAM	6	2:10.587	5	2:10.747	6	2:10.884	4	2:15.153	2	2:15.396	3	



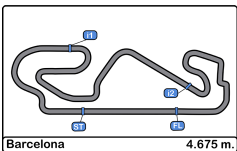


**Circuito de Barcelona**  
**GT Cup Open Europe**  
**Private test - 2**  
**Best 5 Top Speeds**



Cl	N°	Entrant/Team	Nat	Driver 1	Nat	Driver 2	Nat	Vehicle	Cat	Cl	Top 1		Top 2		Top 3		Top 4		Top 5		Avg
											Km/h	Lap	Km/h	Lap	Km/h	Lap	Km/h	Lap	Km/h	Lap	
1	991	Valluga Racing		Dino Zamparelli		Jan Klingelberg		Porsche 911 GT3 Cup gen 2	PROAM	1	244.8	4	244.3	3	231.7	2	154.7	6	108.4	5	196.8
2	53	Q1 by EMG Motorsport		Nicolas Vandierendonck		Dirk Schouten		Porsche 992 GT3 Cup	PROAM	2	244.3	7	243.7	3	243.7	4	243.2	6	242.6	5	243.5
3	54	Q1 by EMG Motorsport		Jan Laurysen				Porsche 992 GT3 Cup	PROAM	3	244.3	5	243.2	6	242.6	2	242.6	7	242.6	8	243.1
4	50	Q1 by EMG Motorsport		Filip Teunkens		Bas Schouten		Porsche 992 GT3 Cup	PROAM	4	243.7	6	243.2	5	242.1	4	237.8	8	231.7	2	239.7
5	26	Q1 by EMG Motorsport		Maciej Darmetko		Artur Janosz		Porsche 911 GT3 Cup gen 2	PROAM	5	242.6	6	242.1	4	242.1	5	240.0	3	237.8	7	240.9
6	24	A&P Racing Team PTT Tech Support		Maciej Blazek		Mateusz Lisowski		Porsche 991 GT3 Cup gen 2	PROAM	6	241.0	4	188.4	5	169.2	3	167.7	2	145.9	1	182.4





Circuit de Barcelona

GT Cup Open Europe

Private test - 2

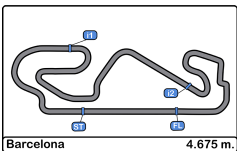
Fastest Laps Sequence



Lap	Time of Day	Session Time	N°	Entrant/Team	Nat	Driver 1	Nat	Driver 2	Nat	Vehicle	Cat	Time	Km/h
2	17:19:47.010	9:47.010	991	Valluga Racing		Dino Zamparelli		Jan Klingelberg		Porsche 911 GT3 Cup gen 2	PROAM	2:07.626	131.8
3	17:21:53.355	11:53.355	991	Valluga Racing		Dino Zamparelli		Jan Klingelberg		Porsche 911 GT3 Cup gen 2	PROAM	2:06.345	133.2







Circuito de Barcelona

GT Cup Open Europe

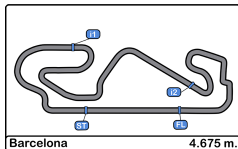
Private test - 2

Event Best Maximum Speed



Nº	Entrant/Team	Nat	Driver 1	Nat	Driver 2	Nat	Vehicle	Cat	Km/h	Session
215	NM Racing Team		August MacBeth		Albert Estragues		Mercedes AMG GT4	AM	259.6	Private test - 1
26	Q1 by EMG Motorsport		Maciej Darmetko		Artur Janosz		Porsche 911 GT3 Cup gen 2	PROAM	251.1	Private test - 1
991	Valluga Racing		Dino Zamparelli		Jan Klingelberg		Porsche 911 GT3 Cup gen 2	PROAM	250.5	Private test - 1
24	A&P Racing Team PTT Tech Support		Maciej Blazek		Mateusz Lisowski		Porsche 991 GT3 Cup gen 2	PROAM	250.0	Private test - 1
54	Q1 by EMG Motorsport		Jan Lauryszen				Porsche 992 GT3 Cup	PROAM	244.3	Private test - 2
53	Q1 by EMG Motorsport		Nicolas Vandierendonck		Dirk Schouten		Porsche 992 GT3 Cup	PROAM	244.3	Private test - 2
50	Q1 by EMG Motorsport		Filip Teunkens		Bas Schouten		Porsche 992 GT3 Cup	PROAM	243.7	Private test - 2





**Circuit de Barcelona**  
**GT Cup Open Europe**  
**Private test - 2**  
**Pit Stop Analysis**



**24** Maciej Blazek Porsche 991 GT3 Cup gen 2

PROAM Mateusz Lisowski A&P Racing Team PTT Tech Support

N°	In Day Time	In Time	Out Time	Pit Time	T. Pit Time	Handicap	Diff.
1	17:31:07.052	17:31:07.052	17:32:57.731	1:50.679	1:50.679		
2	17:35:03.486	17:35:03.486	17:36:53.841	1:50.355	3:41.034		

**26** Maciej Darmetko Porsche 911 GT3 Cup gen 2

PROAM Artur Janosz Q1 by EMG Motorsport

N°	In Day Time	In Time	Out Time	Pit Time	T. Pit Time	Handicap	Diff.
1	17:36:32.216	17:36:32.216	17:39:38.850	3:06.634	3:06.634		

**50** Filip Teunkens Porsche 992 GT3 Cup

PROAM Bas Schouten Q1 by EMG Motorsport

N°	In Day Time	In Time	Out Time	Pit Time	T. Pit Time	Handicap	Diff.
1	17:34:16.735	17:34:16.735	17:39:20.600	5:03.865	5:03.865		

**53** Nicolas Vandierendonck Porsche 992 GT3 Cup

PROAM Dirk Schouten Q1 by EMG Motorsport

N°	In Day Time	In Time	Out Time	Pit Time	T. Pit Time	Handicap	Diff.
1	17:34:05.399	17:34:05.399	17:37:56.442	3:51.043	3:51.043		

**54** Jan Laurysen Porsche 992 GT3 Cup

PROAM Q1 by EMG Motorsport

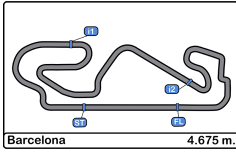
N°	In Day Time	In Time	Out Time	Pit Time	T. Pit Time	Handicap	Diff.
1	17:26:48.473	17:26:48.473	17:28:53.985	2:05.512	2:05.512		
2	17:39:39.135	17:39:39.135	17:41:07.548	1:28.413	3:33.925		
3	17:43:37.564	17:43:37.564	17:55:25.831	11:48.267	15:22.192		

**991** Dino Zamparelli Porsche 911 GT3 Cup gen 2

PROAM Jan Klingelberg Valluga Racing

N°	In Day Time	In Time	Out Time	Pit Time	T. Pit Time	Handicap	Diff.
1	17:24:14.730	17:24:14.730	17:47:26.244	23:11.514	23:11.514		

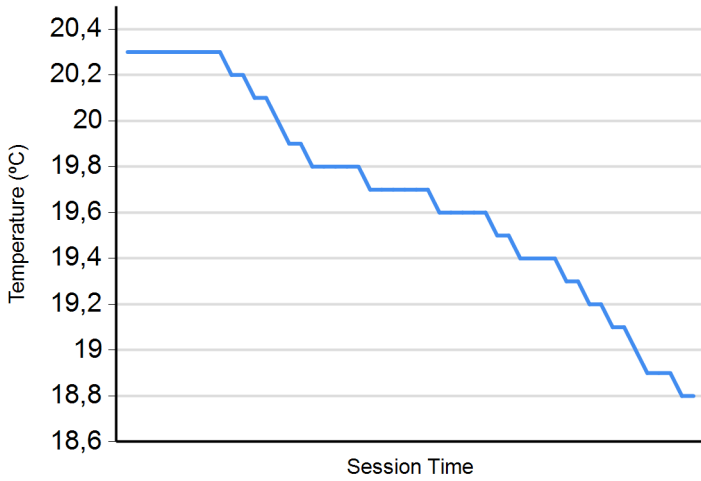




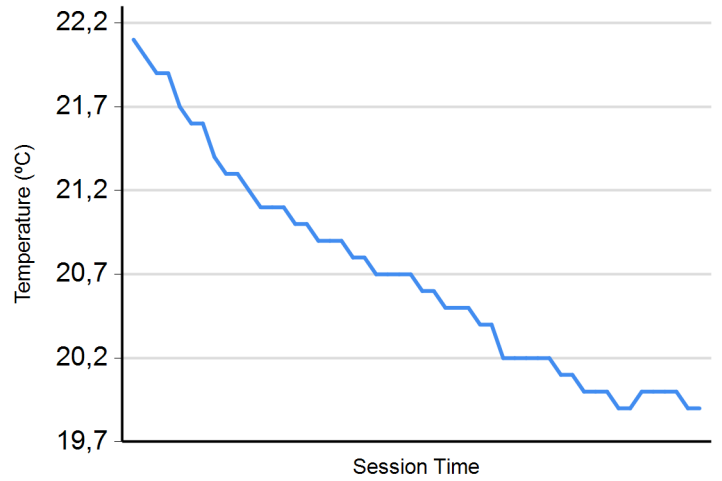
**Circuito de Barcelona**  
**GT Cup Open Europe**  
**Private test - 2**  
**Weather Report**



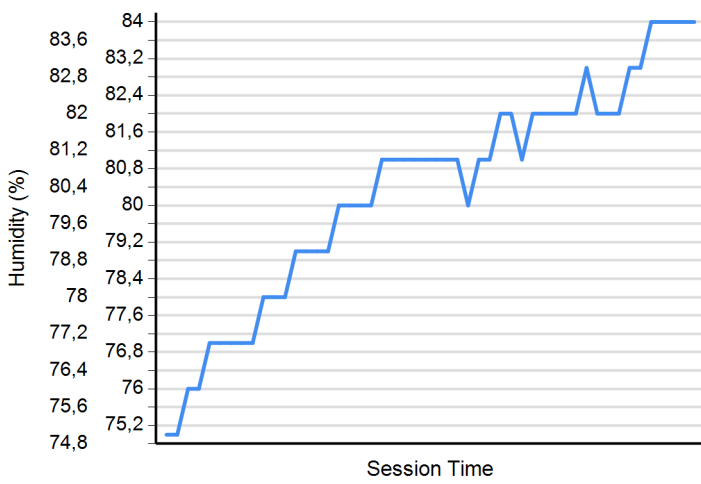
**Air Temperature**



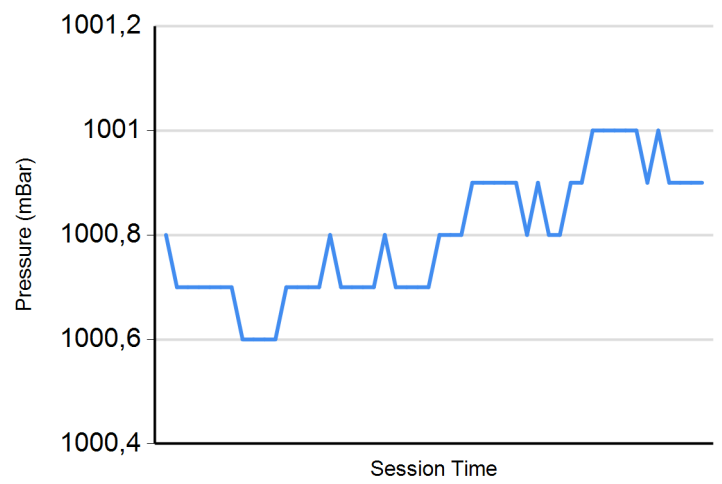
**Track Temperature**



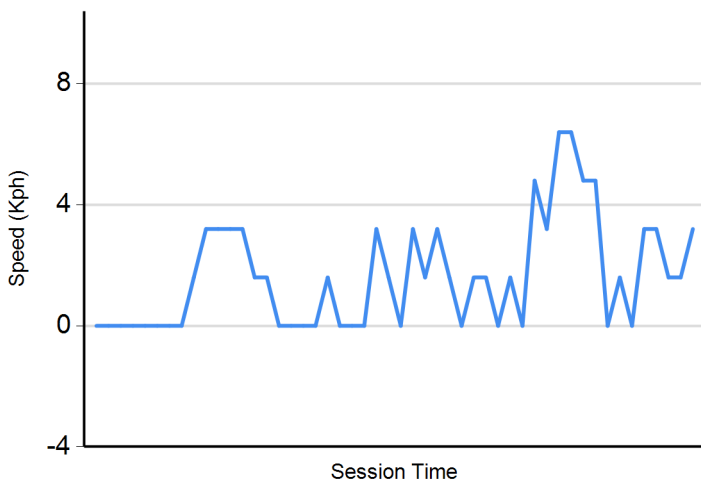
**Humidity**



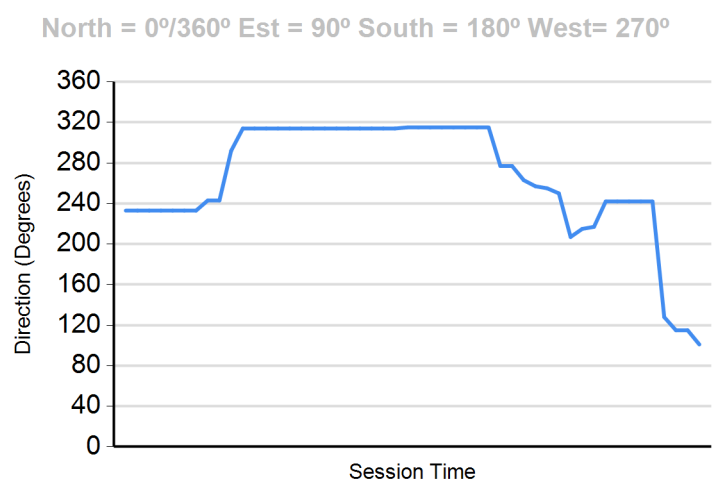
**Pressure**

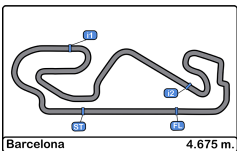


**Wind Speed**



**Wind direction**





**Circuito de Barcelona**  
**GT Cup Open Europe**  
**Private Test - 1 - 2**  
**Combined Results**

Cls	Nº	Entrant/Team	Nat	Driver 1	Nat	Driver 2	Nat	Vehicle	Cat	Cls	Laps	PT1	PT2	Best	Gap	Interval	Km/h
1	24	A&P Racing Team PTT Tech Support	POL	Maciej Blazek	POL	Mateusz Lisowski	POL	Porsche 991 GT3 Cup gen 2	PROAM	1	32	1:51.569	16	2:06.814	4	1:51.569	150.8
2	991	Valluga Racing	GBR	Dino Zamparelli	GBR	Jan Klingelberg	CHE	Porsche 911 GT3 Cup gen 2	PROAM	2	25	1:52.658	3	2:06.345	3	1:52.658	149.3
3	26	Q1 by EMG Motorsport	BEL	Maciej Darmetko	POL	Artur Janosz	POL	Porsche 911 GT3 Cup gen 2	PROAM	3	31	1:52.732	9	2:10.587	5	1:52.732	149.2
4	215	NM Racing Team	ESP	August MacBeth	CHE	Albert Estragues	ESP	Mercedes AMG GT4	AM	1	25	1:53.964	22			1:53.964	147.6
5	53	Q1 by EMG Motorsport	BEL	Nicolas Vandierendonck	BEL	Dirk Schouten	NLD	Porsche 992 GT3 Cup	PROAM	4	9		2:06.992	2	2:06.992	132.5	
6	50	Q1 by EMG Motorsport	BEL	Filip Teunkens	BEL	Bas Schouten	NLD	Porsche 992 GT3 Cup	PROAM	5	8		2:07.625	4	2:07.625	131.8	
7	54	Q1 by EMG Motorsport	BEL	Jan Laurysen	BEL			Porsche 992 GT3 Cup	PROAM	6	10		2:07.883	7	2:07.883	131.6	

Published at:.....

<b>Stewards:</b>	<b>Race Director:</b>	<b>Timekeeper:</b> Luis Angel García Nuñez  JOB/I-0020-ESP
------------------	-----------------------	--

