

Circuito de Barcelona  
 GT Cup Open Europe  
 Private test - 1  
 Provisional Results



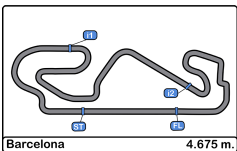
Cls	Nº	Entrant/Team	Nat	Driver 1	Nat	Driver 2	Nat	Vehicle	Cat	Cls	Laps	Best	Time	Gap	Interval	Km/h
1	24	A&P Racing Team PTT Tech Support		Maciej Blazek		Mateusz Lisowski		Porsche 991 GT3 Cup gen 2	PROAM	1	27	16	1:51.569			150.8
2	991	Valluga Racing		Dino Zamparelli		Jan Klingelberg		Porsche 911 GT3 Cup gen 2	PROAM	2	19	3	1:52.658	1.089	1.089	149.3
3	26	Q1 by EMG Motorsport		Maciej Darmetko		Artur Janosz		Porsche 911 GT3 Cup gen 2	PROAM	3	22	9	1:52.732	1.163	0.074	149.2
4	215	NM Racing Team		August MacBeth		Albert Estragues		Mercedes AMG GT4	AM	1	25	22	1:53.964	2.395	1.232	147.6

Published at:.....

Track Temp: 23.8 °C Air Temp: 20.7 °C Humidity: 70 % Track Status: DRY

Stewards:	Race Director:	Timekeeper: Luis Angel Garcia Nuñez JOB/I-0020-ESP
-----------	----------------	--





Circuito de Barcelona  
 GT Cup Open Europe  
 Private test - 1  
 Provisional Results by Category



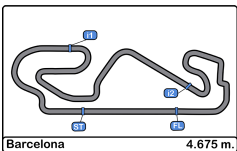
Cls	Nº	Entrant/Team	Nat	Driver 1	Nat	Driver 2	Nat	Vehicle	Cat	Cls	Laps	Best	Time	Gap	Interval	Km/h
<b>PROAM</b>																
1	24	A&P Racing Team PTT Tech Support	POL	Maciej Blazek	POL	Mateusz Lisowski	POL	Porsche 991 GT3 Cup gen 2	PROAM	1	27	16	1:51.569			150.8
2	991	Valluga Racing	GER	Dino Zamparelli	GER	Jan Klingelberg	CHE	Porsche 911 GT3 Cup gen 2	PROAM	2	19	3	1:52.658	1.089	1.089	149.3
3	26	Q1 by EMG Motorsport	BEL	Maciej Darmetko	POL	Artur Janosz	POL	Porsche 911 GT3 Cup gen 2	PROAM	3	22	9	1:52.732	1.163	0.074	149.2
<b>AM</b>																
1	215	NM Racing Team	ESP	August MacBeth	CHE	Albert Estragues	ESP	Mercedes AMG GT4	AM	1	25	22	1:53.964			147.6

Published at:.....

Track Temp: 23.8 °C Air Temp: 20.7 °C Humidity: 70 % Track Status: DRY

Stewards:	Race Director:	Timekeeper:  Luis Angel Garcia Nuñez JOB/I-0020-ESP
-----------	----------------	---





Circuito de Barcelona  
 GT Cup Open Europe  
 Private test - 1  
 Provisional Results by Class



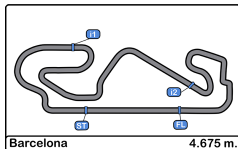
Cls	Nº	Entrant/Team	Nat	Driver 1	Nat	Driver 2	Nat	Vehicle	Cat	Cls	Laps	Best	Time	Gap	Interval	Km/h
<b>GT Open Cup Europe</b>																
1	24	A&P Racing Team PTT Tech Support	POL	Maciej Blazek	POL	Mateusz Lisowski	POL	Porsche 991 GT3 Cup gen 2	PROAM	1	27	16	1:51.569			150.8
2	991	Valluga Racing	GER	Dino Zamparelli	GER	Jan Klingelberg	CHE	Porsche 911 GT3 Cup gen 2	PROAM	2	19	3	1:52.658	1.089	1.089	149.3
3	26	Q1 by EMG Motorsport	BEL	Maciej Darmetko	POL	Artur Janosz	POL	Porsche 911 GT3 Cup gen 2	PROAM	3	22	9	1:52.732	1.163	0.074	149.2
4	215	NM Racing Team	ESP	August MacBeth	CHE	Albert Estragues	ESP	Mercedes AMG GT4	AM	1	25	22	1:53.964	2.395	1.232	147.6

Published at:.....

Track Temp: 23.8 °C Air Temp: 20.7 °C Humidity: 70 % Track Status: DRY

Stewards:	Race Director:	Timekeeper:  Luis Angel Garcia Nuñez JOB/I-0020-ESP
-----------	----------------	---





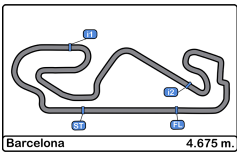
Circuit de Barcelona  
GT Cup Open Europe  
Private test - 1  
Lap Analysis



24							215								
Maciej Blazek							August MacBeth								
Porsche 991 GT3 Cup gen 2							Mercedes AMG GT4								
PROAM							AM								
Mateusz Lisowski							Albert Estragues								
A&P Racing Team PTT Tech							NM Racing Team								
Lap	D	Time	Sector 1	Sector 2	Sector 3	T. Spd	Elapsed	Lap	D	Time	Sector 1	Sector 2	Sector 3	T. Spd	Elapsed
1		15:22:19.346	15:20:52.376	47.358	39.612	143.6	15:22:19.346	1		15:22:46.668	15:21:16.501	49.321	40.846	137.9	15:22:46.668
2		1:55.345	33.322	44.412	37.611	243.2	15:24:14.691	2		2:07.128 P	33.901	45.940	47.287	250.0	15:24:53.796
3		1:53.859	32.987	43.641	37.231	243.7	15:26:08.550	3		6:05.580	4:40.848	46.072	38.660	168.7	15:30:59.376
4		1:54.293	32.819	43.570	37.904	245.4	15:28:02.843	4		1:56.066	32.970	44.614	38.482	252.9	15:32:55.442
5		1:54.523	34.021	43.532	36.970	244.8	15:29:57.366	5		1:55.917	32.980	44.612	38.325	254.1	15:34:51.359
6		1:58.315 P	32.628	43.187	42.500	246.0	15:31:55.681	6		1:54.774	32.666	44.308	37.800	254.1	15:36:46.133
7		5:09.490	3:45.163	45.016	39.311	167.9	15:37:05.171	7		1:55.441	32.868	44.395	38.178	255.3	15:38:41.574
8		1:56.547	33.378	45.053	38.116	245.4	15:39:01.718	8		1:56.971	32.905	44.645	39.421	254.1	15:40:38.545
9		1:56.649	33.501	44.842	38.306	245.4	15:40:58.367	9		2:00.729 P	33.011	44.889	42.829	255.3	15:42:39.274
10		1:55.910	33.116	44.554	38.240	245.4	15:42:54.277	10		6:16.119	4:43.153	50.518	42.448	120.1	15:48:55.393
11		1:55.763	33.147	44.480	38.136	244.8	15:44:50.040	11		2:04.753	35.611	47.718	41.424	248.2	15:51:00.146
12		2:01.193 P	33.042	44.868	43.283	244.8	15:46:51.233	12		2:03.077	34.681	47.427	40.969	249.4	15:53:03.223
13		5:20.018	3:54.125	46.304	39.589	151.4	15:52:11.251	13		2:01.735	34.511	46.611	40.613	251.7	15:55:04.958
14		1:52.444	32.626	43.162	36.656	246.0	15:54:03.695	14		2:09.312	34.619	49.201	45.492	250.5	15:57:14.270
15		1:52.051	32.508	43.007	36.536	248.2	15:55:55.746	15		2:02.496	34.483	46.737	41.276	249.4	15:59:16.766
16		1:51.569	32.236	42.611	36.722	247.1	15:57:47.315	16		2:01.199	34.088	46.532	40.579	250.5	16:01:17.965
17		1:51.856	32.253	42.929	36.674	247.1	15:59:39.171	17		1:59.946	34.274	45.808	39.864	248.8	16:03:17.911
18		1:52.078	32.293	42.959	36.826	247.1	16:01:31.249	18		2:07.242	34.066	48.016	45.160	250.5	16:05:25.153
19		1:56.404 P	32.360	43.358	40.686	247.7	16:03:27.653	19		2:26.146 P	37.253	52.887	56.006	250.5	16:07:51.299
20		5:24.428	4:02.239	44.370	37.819	167.9	16:08:52.081	20		5:12.588	3:41.417	50.086	41.085	162.8	16:13:03.887
21		1:55.691	33.481	44.330	37.880	245.4	16:10:47.772	21		1:58.300	34.757	45.382	38.161	250.5	16:15:02.187
22		2:18.547	32.831	44.038	1:01.678	246.5	16:13:06.319	22		1:53.964	32.883	43.675	37.406	256.5	16:16:56.151
23		1:56.887	33.887	44.958	38.042	244.8	16:15:03.206	23		1:54.028	32.521	43.565	37.942	256.5	16:18:50.179
24		1:54.740	32.864	44.093	37.783	248.8	16:16:57.946	24		1:57.270	34.170	44.196	38.904	259.6	16:20:47.449
25		1:57.313	32.766	44.822	39.725	249.4	16:18:55.259	25		2:03.987 P	32.744	45.310	45.933	255.9	16:22:51.436
26		1:55.151	33.190	44.289	37.672	249.4	16:20:50.410								
27		2:12.017 P	32.821	50.964	48.232	250.0	16:23:02.427								

26							991								
Maciej Darmetko							Dino Zamparelli								
Porsche 911 GT3 Cup gen 2							Porsche 911 GT3 Cup gen 2								
PROAM							PROAM								
Artur Janosz							Jan Klingelberg								
Q1 by EMG Motorsport							Valluga Racing								
Lap	D	Time	Sector 1	Sector 2	Sector 3	T. Spd	Elapsed	Lap	D	Time	Sector 1	Sector 2	Sector 3	T. Spd	Elapsed
1		15:22:12.751	15:20:46.056	47.156	39.539	158.1	15:22:12.751	1		15:22:56.134 P	15:21:09.203	53.340	53.591	142.1	15:22:56.134
2		2:01.209 P	34.546	44.229	42.434	244.3	15:24:13.960	2		3:15.554	1:52.901	44.335	38.318	109.2	15:26:11.688
3		3:28.902	2:08.200	43.438	37.264	169.8	15:27:42.862	3		1:52.658	32.528	43.234	36.896	248.2	15:28:04.346
4		1:53.759	32.451	44.232	37.076	248.2	15:29:36.621	4		1:53.640	32.811	43.827	37.002	250.5	15:29:57.986
5		1:53.670	32.573	43.206	37.891	248.2	15:31:30.291	5		1:52.736	32.444	43.089	37.203	250.5	15:31:50.722
6		1:58.073	32.330	45.779	39.964	248.8	15:33:28.364	6		1:52.924	32.658	43.281	36.985	248.8	15:33:43.646
7		1:55.444	32.339	45.087	38.018	248.2	15:35:23.808	7		2:06.259 P	32.968	45.770	47.521	248.8	15:35:49.905
8		1:53.595	32.781	43.755	37.059	249.4	15:37:17.403	8		10:09.398	8:40.550	47.357	41.491	145.3	15:45:59.303
9		1:52.732	32.366	43.282	37.084	251.1	15:39:10.135	9		2:03.280	34.894	48.497	39.889	245.4	15:48:02.583
10		1:57.242 P	32.275	43.446	41.521	249.4	15:41:07.377	10		1:58.737	34.123	45.598	39.016	247.1	15:50:01.320
11		6:07.259	4:45.931	44.077	37.251	171.7	15:47:14.636	11		2:00.839	34.029	45.429	41.381	247.1	15:52:02.159
12		1:52.927	32.567	43.409	36.951	248.8	15:49:07.563	12		1:59.955	33.747	46.874	39.334	246.5	15:54:02.114
13		2:06.538 P	32.836	44.425	49.277	248.2	15:51:14.101	13		1:57.865	34.453	44.840	38.572	248.2	15:55:59.979
14		6:34.770	5:07.184	47.196	40.390	159.0	15:57:48.871	14		2:14.269 P	33.792	46.714	53.763	248.2	15:58:14.248
15		2:01.582	33.892	45.098	42.592	247.1	15:59:50.453	15		1:57.051	33.450	44.905	38.696	246.5	16:16:41.390
16		1:58.770	34.410	45.854	38.506	244.3	16:01:49.223	16		1:58.874	33.570	44.277	41.027	247.1	16:18:40.264
17		1:56.944	33.487	44.802	38.655	248.8	16:03:46.167	17		1:57.131	33.103	45.011	39.017	249.4	16:20:37.395
18		1:57.656	33.390	45.730	38.536	247.1	16:05:43.823	18		2:08.179 P	33.653	45.913	48.613	249.4	16:22:45.574
19		1:57.946	33.910	44.819	39.217	247.1	16:07:41.769								
20		2:09.252 P	33.464	44.480	51.308	246.5	16:09:51.021								
21		5:49.320	4:07.439	47.256	54.625	125.2	16:15:40.341								
22		2:12.415 P	33.754	48.667	49.994	243.7	16:17:52.756								



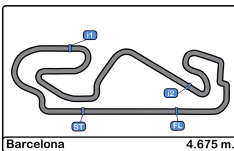


Circuito de Barcelona  
 GT Cup Open Europe  
 Private test - 1  
**Best Sectors Results**



Sector - 1				Sector - 2				Sector - 3				Ideal Lap vs Best Lap				
Clas	Nº	Driver	Time	Nº	Driver	Time	Nº	Driver	Time	Clas	Nº	Driver	Ideal Lap	Best Lap	Clas	
1	24	Blazek - Lisowski	32.236	24	Blazek - Lisowski	42.611	24	Blazek - Lisowski	36.536	1	24	Blazek - Lisowski	1:51.383	1:51.569	1	
2	26	Darmetko - Janosz	32.275	991	Zamparelli - Klingelberg	43.089	991	Zamparelli - Klingelberg	36.896	2	991	Zamparelli - Klingelberg	1:52.429	1:52.658	2	
3	991	Zamparelli - Klingelberg	32.444	26	Darmetko - Janosz	43.206	26	Darmetko - Janosz	36.951	3	26	Darmetko - Janosz	1:52.432	1:52.732	3	
4	215	MacBeth - Estragues	32.521	215	MacBeth - Estragues	43.565	215	MacBeth - Estragues	37.406	4	215	MacBeth - Estragues	1:53.492	1:53.964	4	



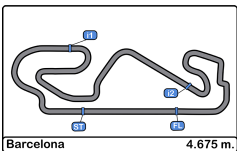


**Circuito de Barcelona**  
**GT Cup Open Europe**  
**Private test - 1**  
**Best 5 Lap Times**



Cl	N°	Entrant/Team	Nat	Driver 1	Nat	Driver 2	Nat	Vehicle	Cat	Cl	Best 1		Best 2		Best 3		Best 4		Best 5	
											Time	Lap	Time	Lap	Time	Lap	Time	Lap	Time	Lap
1	24	A&P Racing Team PTT Tech Support		Maciej Blazek		Mateusz Lisowski		Porsche 991 GT3 Cup gen 2	PROAM	1	1:51.569	16	1:51.856	17	1:52.051	15	1:52.078	18	1:52.444	14
2	991	Valluga Racing		Dino Zamparelli		Jan Klingelberg		Porsche 911 GT3 Cup gen 2	PROAM	2	1:52.658	3	1:52.736	5	1:52.924	6	1:53.640	4	1:57.051	16
3	26	Q1 by EMG Motorsport		Maciej Darmetko		Artur Janosz		Porsche 911 GT3 Cup gen 2	PROAM	3	1:52.732	9	1:52.927	12	1:53.595	8	1:53.670	5	1:53.759	4
4	215	NM Racing Team		August MacBeth		Albert Estragues		Mercedes AMG GT4	AM	1	1:53.964	22	1:54.028	23	1:54.774	6	1:55.441	7	1:55.917	5



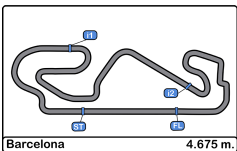


**Circuito de Barcelona**  
**GT Cup Open Europe**  
**Private test - 1**  
**Best 5 Top Speeds**



Cl	N°	Entrant/Team	Nat	Driver 1	Nat	Driver 2	Nat	Vehicle	Cat	Cl	Top 1		Top 2		Top 3		Top 4		Top 5		Avg
											Km/h	Lap	Km/h	Lap	Km/h	Lap	Km/h	Lap	Km/h	Lap	
1	215	NM Racing Team	ESP	August MacBeth	CHE	Albert Estragues	ESP	Mercedes AMG GT4	AM	1	259.6	24	256.5	22	256.5	23	255.9	25	255.3	7	256.7
2	26	Q1 by EMG Motorsport	BEL	Maciej Darmetko	POL	Artur Janosz	POL	Porsche 911 GT3 Cup gen 2	PROAM	1	251.1	9	249.4	8	249.4	10	248.8	6	248.8	12	249.5
3	991	Valluga Racing	GBR	Dino Zamparelli	GBR	Jan Klingelberg	CHE	Porsche 911 GT3 Cup gen 2	PROAM	2	250.5	4	250.5	5	249.4	18	249.4	19	248.8	6	249.7
4	24	A&P Racing Team PTT Tech Support	POL	Maciej Blazek	POL	Mateusz Lisowski	POL	Porsche 991 GT3 Cup gen 2	PROAM	3	250.0	27	249.4	25	249.4	26	248.8	24	248.2	15	249.1





Circuito de Barcelona

GT Cup Open Europe

Private test - 1

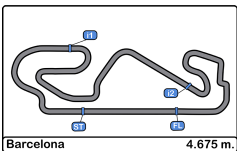
Fastest Laps Sequence



Lap	Time of Day	Session Time	Nº	Entrant/Team	Nat	Driver 1	Nat	Driver 2	Nat	Vehicle	Cat	Time	Km/h
2	15:24:13.960	4:13.960	26	Q1 by EMG Motorsport		Maciej Darmetko		Artur Janosz		Porsche 911 GT3 Cup gen 2	PROAM	2:01.209	138.8
2	15:24:14.691	4:14.691	24	A&P Racing Team PTT Tech Support		Maciej Blazek		Mateusz Lisowski		Porsche 991 GT3 Cup gen 2	PROAM	1:55.345	145.9
3	15:26:08.550	6:08.550	24	A&P Racing Team PTT Tech Support		Maciej Blazek		Mateusz Lisowski		Porsche 991 GT3 Cup gen 2	PROAM	1:53.859	147.8
3	15:28:04.346	8:04.346	991	Valluga Racing		Dino Zamparelli		Jan Klingelberg		Porsche 911 GT3 Cup gen 2	PROAM	1:52.658	149.3
14	15:54:03.695	34:03.695	24	A&P Racing Team PTT Tech Support		Maciej Blazek		Mateusz Lisowski		Porsche 991 GT3 Cup gen 2	PROAM	1:52.444	149.6
15	15:55:55.746	35:55.746	24	A&P Racing Team PTT Tech Support		Maciej Blazek		Mateusz Lisowski		Porsche 991 GT3 Cup gen 2	PROAM	1:52.051	150.1
16	15:57:47.315	37:47.315	24	A&P Racing Team PTT Tech Support		Maciej Blazek		Mateusz Lisowski		Porsche 991 GT3 Cup gen 2	PROAM	1:51.569	150.8



















Circuit de Barcelona

GT Cup Open Europe

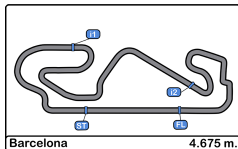
Private test - 1

Event Best Maximum Speed



Nº	Entrant/Team	Nat	Driver 1	Nat	Driver 2	Nat	Vehicle	Cat	Km/h	Session
215	NM Racing Team	 ESP	August MacBeth	 CHE	Albert Estragues	 ESP	Mercedes AMG GT4	AM	259.6	Private test - 1
26	Q1 by EMG Motorsport	 BEL	Maciej Darmetko	 POL	Artur Janosz	 POL	Porsche 911 GT3 Cup gen 2	PROAM	251.1	Private test - 1
991	Valluga Racing	 GBR	Dino Zamparelli	 GBR	Jan Klingelberg	 CHE	Porsche 911 GT3 Cup gen 2	PROAM	250.5	Private test - 1
24	A&P Racing Team PTT Tech Support	 POL	Maciej Blazek	 POL	Mateusz Lisowski	 POL	Porsche 991 GT3 Cup gen 2	PROAM	250.0	Private test - 1





**Circuit de Barcelona**  
**GT Cup Open Europe**  
**Private test - 1**  
**Pit Stop Analysis**



**24** Maciej Blazek Porsche 991 GT3 Cup gen 2

PROAM Mateusz Lisowski A&P Racing Team PTT Tech Support

Nº	In Day Time	In Time	Out Time	Pit Time	T. Pit Time	Handicap	Diff.
1	15:31:53.111	15:31:53.111	15:35:07.659	3:14.548	3:14.548		
2	15:46:48.815	15:46:48.815	15:50:10.362	3:21.547	6:36.095		
3	16:03:25.224	16:03:25.224	16:06:57.200	3:31.976	10:08.071		

**26** Maciej Darmetko Porsche 911 GT3 Cup gen 2

PROAM Artur Janosz Q1 by EMG Motorsport

Nº	In Day Time	In Time	Out Time	Pit Time	T. Pit Time	Handicap	Diff.
1	15:24:11.500	15:24:11.500	15:25:49.347	1:37.847	1:37.847		
2	15:41:04.904	15:41:04.904	15:45:17.087	4:12.183	5:50.030		
3	15:51:11.416	15:51:11.416	15:55:44.434	4:33.018	10:23.048		
4	16:09:48.476	16:09:48.476	16:13:22.277	3:33.801	13:56.849		

**215** August MacBeth Mercedes AMG GT4

AM Albert Estragues NM Racing Team

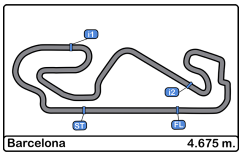
Nº	In Day Time	In Time	Out Time	Pit Time	T. Pit Time	Handicap	Diff.
1	15:24:51.211	15:24:51.211	15:28:59.900	4:08.689	4:08.689		
2	15:42:36.787	15:42:36.787	15:46:37.373	4:00.586	8:09.275		
3	16:07:48.924	16:07:48.924	16:10:52.693	3:03.769	11:13.044		

**991** Dino Zamparelli Porsche 911 GT3 Cup gen 2

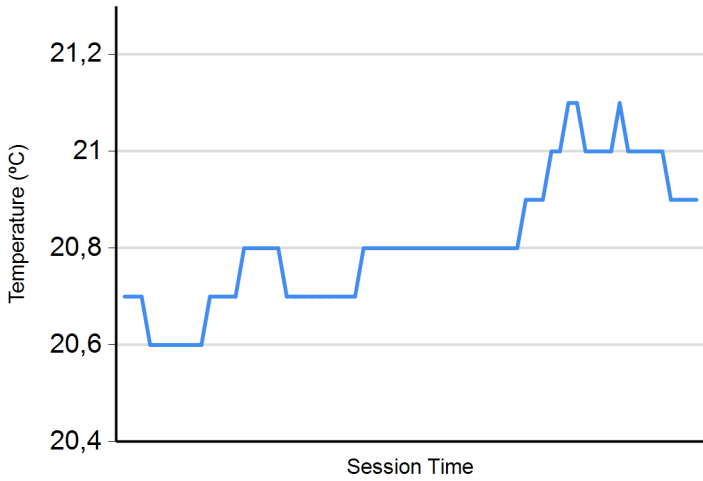
PROAM Jan Klingelberg Valluga Racing

Nº	In Day Time	In Time	Out Time	Pit Time	T. Pit Time	Handicap	Diff.
1	15:22:52.893	15:22:52.893	15:24:11.851	1:18.958	1:18.958		
2	15:35:46.290	15:35:46.290	15:43:51.824	8:05.534	9:24.492		
3	15:58:11.021	15:58:11.021	16:12:43.914	14:32.893	23:57.385		

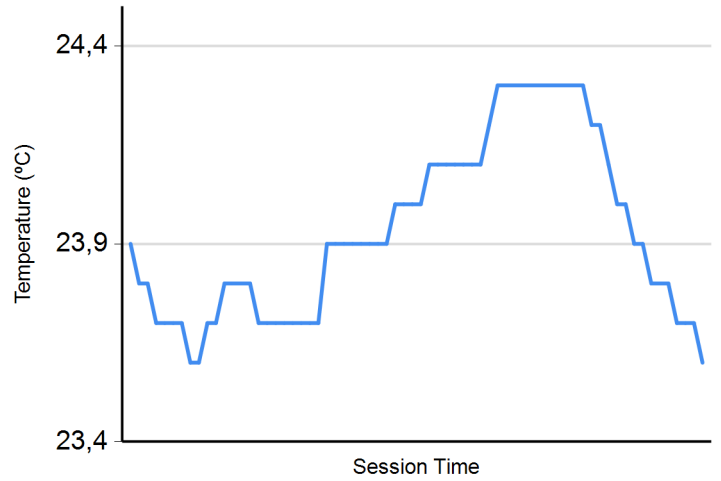




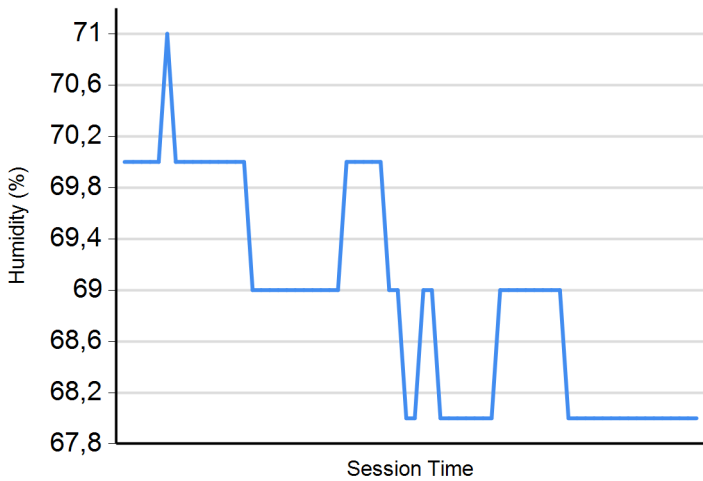
**Air Temperature**



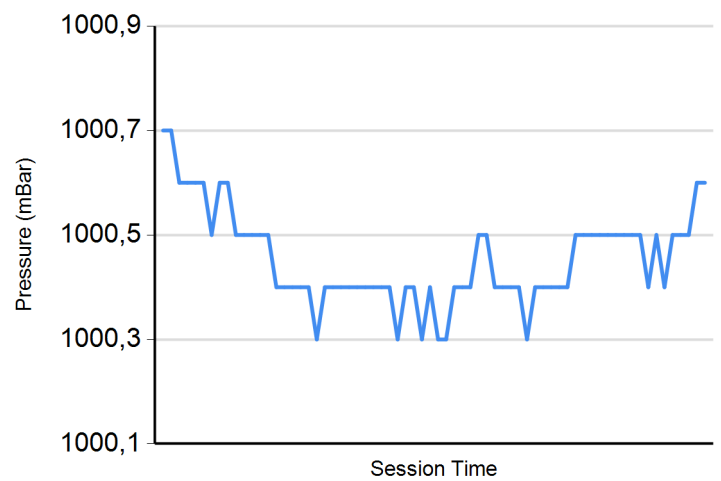
**Track Temperature**



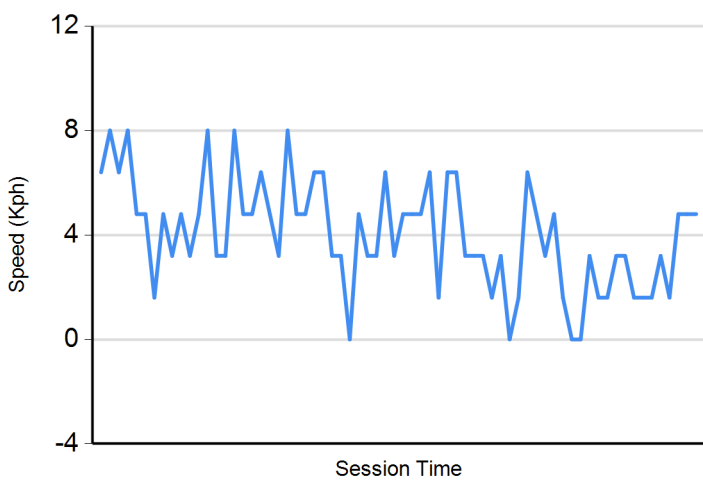
**Humidity**



**Pressure**



**Wind Speed**



**Wind direction**

North = 0°/360° Est = 90° South = 180° West = 270°

