



Real Federación Española  
de Automovilismo



# GT Cup Open Europe

Round 4

Autodromo Nazionale Monza


24<sup>th</sup> – 26<sup>th</sup> September 2021

*Results booklet*



Provided by Cronococa S.L.  
[www.cronococa.com](http://www.cronococa.com)





# Autodromo Nazionale Monza

## GT Cup Open Europe

### Private test - 1

#### Provisional Results




Cls	Nº	Entrant/Team	Nat	Driver 1	Nat	Driver 2	Nat	Vehicle	Cat	Cls	Laps	Best	Time	Gap	Interval	Km/h
1	24	A&P Racing Team PTT Tech Support		Maciej Blazek		Mateusz Lisowski		Porsche 991 GT3 Cup gen 2	PROAM	1	22	21	1:54.462			182.1
2	26	Q1 by EMG Motorsport		Maciej Darmetko		Artur Janosz		Porsche 911 GT3 Cup gen 2	PROAM	2	21	11	1:55.209	0.747	0.747	181.0
3	54	Q1 by EMG Motorsport		Jan Lauryszen				Porsche 992 GT3 Cup	PROAM	3	17	10	1:55.670	1.208	0.461	180.2
4	53	Q1 by EMG Motorsport		Nicolas Vandierendonck		Dirk Schouten		Porsche 992 GT3 Cup	PROAM	4	23	21	1:56.046	1.584	0.376	179.7
5	100	Bonaldi Motorsport		Jakub Dwernicki		Jan Antoszewski		Porsche 911 GT3 Cup gen 2	PROAM	5	16	9	1:56.373	1.911	0.327	179.2

Published at:.....

Track Temp: 28.7 °C Air Temp: 21.9 °C Humidity: 59 % Track Status: DRY

Stewards:	Race Director:	Timekeeper:
-----------	----------------	-------------





Autodromo Nazionale Monza

GT Cup Open Europe

Private test - 1

Provisional Results by Category



Autodromo Nazionale Monza 5.793 m.


Cls	Nº	Entrant/Team	Nat	Driver 1	Nat	Driver 2	Nat	Vehicle	Cat	Cls	Laps	Best	Time	Gap	Interval	Km/h
<b>PROAM</b>																
1	24	A&P Racing Team PTT Tech Support	POL	Maciej Blazek	POL	Mateusz Lisowski	POL	Porsche 991 GT3 Cup gen 2	PROAM	1	22	21	1:54.462			182.1
2	26	Q1 by EMG Motorsport	BEL	Maciej Darmetko	POL	Artur Janosz	POL	Porsche 911 GT3 Cup gen 2	PROAM	2	21	11	1:55.209	0.747	0.747	181.0
3	54	Q1 by EMG Motorsport	BEL	Jan Laurysen	BEL			Porsche 992 GT3 Cup	PROAM	3	17	10	1:55.670	1.208	0.461	180.2
4	53	Q1 by EMG Motorsport	BEL	Nicolas Vandierendonck	BEL	Dirk Schouten	NLD	Porsche 992 GT3 Cup	PROAM	4	23	21	1:56.046	1.584	0.376	179.7
5	100	Bonaldi Motorsport	ITA	Jakub Dwernicki	POL	Jan Antoszewski	POL	Porsche 911 GT3 Cup gen 2	PROAM	5	16	9	1:56.373	1.911	0.327	179.2

Published at:.....

Track Temp: 28.7 °C Air Temp: 21.9 °C Humidity: 59 % Track Status: DRY

Stewards:	Race Director:	Timekeeper: 
-----------	----------------	---





Autodromo Nazionale Monza

GT Cup Open Europe

Private test - 1

Provisional Results by Class

Autodromo Nazionale Monza 5.793 m.



Cls	Nº	Entrant/Team	Nat	Driver 1	Nat	Driver 2	Nat	Vehicle	Cat	Cls	Laps	Best	Time	Gap	Interval	Km/h
<b>GT Open Cup Europe</b>																
1	24	A&P Racing Team PTT Tech Support	POL	Maciej Blazek	POL	Mateusz Lisowski	POL	Porsche 991 GT3 Cup gen 2	PROAM	1	22	21	1:54.462			182.1
2	26	Q1 by EMG Motorsport	BEL	Maciej Darmetko	POL	Artur Janosz	POL	Porsche 911 GT3 Cup gen 2	PROAM	2	21	11	1:55.209	0.747	0.747	181.0
3	54	Q1 by EMG Motorsport	BEL	Jan Lauryszen	BEL			Porsche 992 GT3 Cup	PROAM	3	17	10	1:55.670	1.208	0.461	180.2
4	53	Q1 by EMG Motorsport	BEL	Nicolas Vandierendonck	BEL	Dirk Schouten	NLD	Porsche 992 GT3 Cup	PROAM	4	23	21	1:56.046	1.584	0.376	179.7
5	100	Bonaldi Motorsport	ITA	Jakub Dwernicki	POL	Jan Antoszewski	POL	Porsche 911 GT3 Cup gen 2	PROAM	5	16	9	1:56.373	1.911	0.327	179.2

Published at:.....


Track Temp: 28.7 °C Air Temp: 21.9 °C Humidity: 59 % Track Status: DRY

Stewards:

Race Director:

Timekeeper:





**Autodromo Nazionale Monza**  
**GT Cup Open Europe**  
 Private test - 1  
**Lap Analysis**



24							53								
Maciej Blazek							Nicolas Vandierendonck								
Porsche 991 GT3 Cup gen 2							Porsche 992 GT3 Cup								
PROAM Mateusz Lisowski							PROAM Dirk Schouten								
A&P Racing Team PTT Tech							Q1 by EMG Motorsport								
Lap	D	Time	Sector 1	Sector 2	Sector 3	T. Spd	Elapsed	Lap	D	Time	Sector 1	Sector 2	Sector 3	T. Spd	Elapsed
1		13:02:52.423	13:01:27.762	42.571	42.090	182.4	13:02:52.423	1		13:06:56.611	13:05:05.907	56.736	53.968	104.7	13:06:56.611
2		1:56.693	36.586	39.664	40.443	260.8	13:04:49.116	2		2:08.669	42.881	42.345	43.443	221.3	13:09:05.280
3		1:55.486	36.082	39.144	40.260	264.7	13:06:44.602	3		2:01.023	37.816	41.304	41.903	242.1	13:11:06.303
4		1:54.755	35.889	39.313	39.553	265.3	13:08:39.357	4		1:59.524	37.651	40.312	41.561	243.7	13:13:05.827
5		1:54.529	36.068	38.939	39.522	264.7	13:10:33.886	5		1:58.312	36.894	40.301	41.117	252.9	13:15:04.139
6		2:00.271 P	36.148	39.394	44.729	264.7	13:12:34.157	6		1:58.031	36.869	39.965	41.197	255.9	13:17:02.170
7		5:07.452	3:45.262	40.669	41.521	197.8	13:17:41.609	7		2:05.711 P	36.782	40.224	48.705	254.1	13:19:07.881
8		2:00.976	39.263	40.612	41.101	266.6	13:19:42.585	8		5:53.519	4:32.191	40.452	40.876	201.1	13:25:01.400
9		1:56.653	36.223	39.917	40.513	265.3	13:21:39.238	9		1:57.701	36.880	40.111	40.710	255.9	13:26:59.101
10		1:57.445	36.957	40.083	40.405	266.0	13:23:36.683	10		1:57.508	36.886	39.955	40.667	255.9	13:28:56.609
11		1:59.858	38.471	40.561	40.826	266.6	13:25:36.541	11		1:57.447	36.641	40.001	40.805	258.9	13:30:54.056
12		1:57.425	36.416	39.977	41.032	259.6	13:27:33.966	12		1:57.239	36.814	39.871	40.554	255.9	13:32:51.295
13		2:01.712 P	36.539	39.492	45.681	258.3	13:29:35.678	13		1:57.244	36.731	39.916	40.597	254.7	13:34:48.539
14		6:17.402	4:56.285	40.404	40.713	202.6	13:35:53.080	14		1:56.808	36.604	39.685	40.519	253.5	13:36:45.347
15		1:56.096	36.263	39.952	39.881	254.7	13:37:49.176	15		2:04.941 P	36.916	40.462	47.563	251.1	13:38:50.288
16		2:09.375 P	36.357	40.267	52.751	259.6	13:39:58.551	16		6:33.995 P	4:38.459	54.011	1:01.525	198.5	13:45:24.283
17		11:52.702	10:32.813	39.847	40.042	198.5	13:51:51.253	17		6:23.108	5:02.085	40.214	40.809	199.2	13:51:47.391
18		1:56.206	36.053	39.246	40.907	263.4	13:53:47.459	18		1:57.221	36.682	40.423	40.116	257.7	13:53:44.612
19		1:58.498	36.199	40.265	42.034	264.7	13:55:45.957	19		1:56.764	36.721	39.688	40.355	256.5	13:55:41.376
20		1:55.120	36.154	39.459	39.507	260.2	13:57:41.077	20		1:57.699	36.702	40.392	40.605	258.9	13:57:39.075
21		1:54.462	35.897	39.016	39.549	265.3	13:59:35.539	21		1:56.046	36.711	39.424	39.911	260.8	13:59:35.121
22		2:02.783 P	36.459	39.051	47.273	258.3	14:01:38.322	22		1:57.987	37.645	40.191	40.151	258.9	14:01:33.108

26							54								
Maciej Darmetko							Jan Laurysen								
Porsche 911 GT3 Cup gen 2							Porsche 992 GT3 Cup								
PROAM Artur Janosz							PROAM								
Q1 by EMG Motorsport							Q1 by EMG Motorsport								
Lap	D	Time	Sector 1	Sector 2	Sector 3	T. Spd	Elapsed	Lap	D	Time	Sector 1	Sector 2	Sector 3	T. Spd	Elapsed
1		13:05:28.393	13:04:02.027	43.719	42.647	175.3	13:05:28.393	1		13:10:19.352	13:08:48.421	45.817	45.114	154.9	13:10:19.352
2		1:59.097	37.475	40.823	40.799	244.3	13:07:27.490	2		2:02.043	38.351	41.678	42.014	240.5	13:12:21.395
3		1:58.817	37.186	41.111	40.520	247.7	13:09:26.307	3		1:57.591	36.755	40.029	40.807	257.1	13:14:18.986
4		1:57.500	36.792	40.190	40.518	255.9	13:11:23.807	4		1:59.013	36.537	39.966	42.510	257.1	13:16:17.999
5		1:57.075	36.918	39.851	40.306	253.5	13:13:20.882	5		1:56.894	36.468	39.615	40.811	258.3	13:18:14.893
6		2:03.191 P	36.572	39.915	46.704	259.6	13:15:24.073	6		1:56.703	36.594	39.668	40.441	258.9	13:20:11.596
7		6:15.577	4:56.288	39.627	39.662	108.4	13:21:39.650	7		2:03.735 P	36.331	39.518	47.886	262.7	13:22:15.331
8		1:55.622	36.010	39.696	39.916	262.1	13:23:35.272	8		5:55.725	4:35.479	39.929	40.317	200.7	13:28:11.056
9		1:55.822	36.301	39.592	39.929	255.9	13:25:31.094	9		1:56.390	36.555	39.407	40.428	258.3	13:30:07.446
10		1:55.323	36.264	39.332	39.727	260.8	13:27:26.417	10		1:55.670	36.516	39.150	40.004	258.3	13:32:03.116
11		1:55.209	36.217	39.198	39.794	264.0	13:29:21.626	11		1:55.963	36.563	39.392	40.008	257.7	13:33:59.079
12		1:56.228	36.323	39.918	39.987	255.9	13:31:17.854	12		2:02.588 P	36.327	39.251	47.010	259.6	13:36:01.667
13		1:55.615	36.085	39.649	39.881	264.7	13:33:13.469	13		15:59.922	14:38.040	40.139	41.743	198.1	13:52:01.589
14		2:08.386 P	36.267	43.374	48.745	260.2	13:35:21.855	14		1:56.686	36.665	39.581	40.440	260.8	13:53:58.275
15		18:27.015	17:01.008	42.708	43.299	142.4	13:53:48.870	15		1:56.484	36.586	39.609	40.289	261.5	13:55:54.759
16		2:03.482	39.781	41.906	41.795	189.1	13:55:52.352	16		1:56.447	36.917	39.392	40.138	258.3	13:57:51.206
17		2:05.626	42.248	41.035	42.343	265.3	13:57:57.978	17		2:38.916 P	36.646	39.626	1:22.644	259.6	14:00:30.122
18		2:02.079	36.951	40.868	44.260	258.9	14:00:00.057								
19		1:58.995	36.848	40.722	41.425	260.8	14:01:59.052								
20		1:58.949	36.573	40.674	41.702	260.8	14:03:58.001								
21		2:07.380 P	36.947	40.901	49.532	257.1	14:06:05.381								





Autodromo Nazionale Monza  
GT Cup Open Europe  
Private test - 1  
Lap Analysis



100

Jakub Dwernicki

Porsche 911 GT3 Cup gen 2


PROAM

Jan Antoszewski

Bonaldi Motorsport

Lap	D	Time	Sector 1	Sector 2	Sector 3	T. Spd	Elapsed
1		13:03:59.668 P	13:02:24.727	43.934	51.007	180.6	13:03:59.668
2		4:10.924	2:48.785	40.738	41.401	192.1	13:08:10.592
3		1:58.550	37.702	39.883	40.965	236.3	13:10:09.142
4		1:56.908	36.896	39.588	40.424	242.6	13:12:06.050
5		1:56.481	36.587	39.624	40.270	247.1	13:14:02.531
6		2:26.985 P	43.243	48.689	55.053	196.3	13:16:29.516
7		12:51.540	11:30.516	40.231	40.793	200.3	13:29:21.056
8		1:56.574	36.705	39.652	40.217	244.8	13:31:17.630
9		<b>1:56.373</b>	36.972	<b>39.508</b>	<b>39.893</b>	253.5	13:33:14.003
10		2:02.184 P	<b>36.074</b>	39.916	46.194	262.7	13:35:16.187
11		17:00.609	15:28.370	47.273	44.966	159.2	13:52:16.796
12		2:04.307	38.496	42.598	43.213	214.7	13:54:21.103
13		2:01.957	37.635	42.289	42.033	247.7	13:56:23.060
14		2:00.443	37.299	41.569	41.575	252.3	13:58:23.503
15		1:59.900	37.001	41.160	41.739	252.9	14:00:23.403
16		2:10.391 P	36.973	41.579	51.839	245.4	14:02:33.794





Autodromo Nazionale Monza

GT Cup Open Europe

Private test - 1


Best Sectors Results



Autodromo Nazionale Monza 5.793 m.

Sector - 1				Sector - 2				Sector - 3				Ideal Lap vs Best Lap				
Clas	Nº	Driver	Time	Nº	Driver	Time	Nº	Driver	Time	Clas	Nº	Driver	Ideal Lap	Best Lap	Clas	
1	24	Blazek - Lisowski	35.889	24	Blazek - Lisowski	38.939	24	Blazek - Lisowski	39.507	1	24	Blazek - Lisowski	1:54.335	1:54.462	1	
2	26	Darmetko - Janosz	36.010	54	Jan Lauryszen	39.150	26	Darmetko - Janosz	39.662	2	26	Darmetko - Janosz	1:54.870	1:55.209	2	
3	100	Dwernicki - Antoszewski	36.074	26	Darmetko - Janosz	39.198	100	Dwernicki - Antoszewski	39.893	3	100	Dwernicki - Antoszewski	1:55.475	1:56.373	5	
4	54	Jan Lauryszen	36.327	53	Vandierendonck - Schouten	39.424	53	Vandierendonck - Schouten	39.911	4	54	Jan Lauryszen	1:55.481	1:55.670	3	
5	53	Vandierendonck - Schouten	36.588	100	Dwernicki - Antoszewski	39.508	54	Jan Lauryszen	40.004	5	53	Vandierendonck - Schouten	1:55.923	1:56.046	4	





Autodromo Nazionale Monza

GT Cup Open Europe

Private test - 1

Best 5 Lap Times


Autodromo Nazionale Monza 5.793 m.



Cl	N°	Entrant/Team	Nat	Driver 1	Nat	Driver 2	Nat	Vehicle	Cat	Cl	Best 1		Best 2		Best 3		Best 4		Best 5	
											Time	Lap	Time	Lap	Time	Lap	Time	Lap	Time	Lap
1	24	A&P Racing Team PTT Tech Support	POL	Maciej Blazek	POL	Mateusz Lisowski	POL	Porsche 991 GT3 Cup gen 2	PROAM	1	1:54.462	21	1:54.529	5	1:54.755	4	1:55.120	20	1:55.486	3
2	26	Q1 by EMG Motorsport	BEL	Maciej Darmetko	POL	Artur Janosz	POL	Porsche 911 GT3 Cup gen 2	PROAM	2	1:55.209	11	1:55.323	10	1:55.615	13	1:55.622	8	1:55.822	9
3	54	Q1 by EMG Motorsport	BEL	Jan Lauryszen	BEL			Porsche 992 GT3 Cup	PROAM	3	1:55.670	10	1:55.963	11	1:56.390	9	1:56.447	16	1:56.484	15
4	53	Q1 by EMG Motorsport	BEL	Nicolas Vandierendonck	BEL	Dirk Schouten	NLD	Porsche 992 GT3 Cup	PROAM	4	1:56.046	21	1:56.764	19	1:56.808	14	1:57.221	18	1:57.239	12
5	100	Bonaldi Motorsport	ITA	Jakub Dwernicki	POL	Jan Antoszewski	POL	Porsche 911 GT3 Cup gen 2	PROAM	5	1:56.373	9	1:56.481	5	1:56.574	8	1:56.908	4	1:58.550	3







Autodromo Nazionale Monza

GT Cup Open Europe

Private test - 1


Best 5 Top Speeds

Autodromo Nazionale Monza 5.793 m.



Cl	N°	Entrant/Team	Nat	Driver 1	Nat	Driver 2	Nat	Vehicle	Cat	Cl	Top 1		Top 2		Top 3		Top 4		Top 5		Avg
											Km/h	Lap	Km/h	Lap	Km/h	Lap	Km/h	Lap	Km/h	Lap	
1	24	A&P Racing Team PTT Tech Support		Maciej Blazek		Mateusz Lisowski		Porsche 991 GT3 Cup gen 2	PROAM	1	266.6	8	266.6	11	266.0	10	265.3	4	265.3	9	266.0
2	26	Q1 by EMG Motorsport		Maciej Darmetko		Artur Janosz		Porsche 911 GT3 Cup gen 2	PROAM	2	265.3	17	264.7	13	264.0	11	262.1	8	260.8	10	263.4
3	54	Q1 by EMG Motorsport		Jan Lauryszen				Porsche 992 GT3 Cup	PROAM	3	262.7	7	261.5	15	260.8	14	259.6	12	259.6	17	260.8
4	100	Bonaldi Motorsport		Jakub Dwernicki		Jan Antoszewski		Porsche 911 GT3 Cup gen 2	PROAM	4	262.7	10	253.5	9	252.9	15	252.3	14	247.7	13	253.8
5	53	Q1 by EMG Motorsport		Nicolas Vandierendonck		Dirk Schouten		Porsche 992 GT3 Cup	PROAM	5	260.8	21	258.9	11	258.9	20	258.9	22	258.9	23	259.3





Autodromo Nazionale Monza

GT Cup Open Europe

Private test - 1


Fastest Laps Sequence

Autodromo Nazionale Monza 5.793 m.



Lap	Time of Day	Session Time	N°	Entrant/Team	Nat	Driver 1	Nat	Driver 2	Nat	Vehicle	Cat	Time	Km/h
2	13:04:49.116	4:49.116	24	A&P Racing Team PTT Tech Support		Maciej Blazek		Mateusz Lisowski		Porsche 991 GT3 Cup gen 2	PROAM	1:56.693	178.7
3	13:06:44.602	6:44.602	24	A&P Racing Team PTT Tech Support		Maciej Blazek		Mateusz Lisowski		Porsche 991 GT3 Cup gen 2	PROAM	1:55.486	180.5
4	13:08:39.357	8:39.357	24	A&P Racing Team PTT Tech Support		Maciej Blazek		Mateusz Lisowski		Porsche 991 GT3 Cup gen 2	PROAM	1:54.755	181.7
5	13:10:33.886	10:33.886	24	A&P Racing Team PTT Tech Support		Maciej Blazek		Mateusz Lisowski		Porsche 991 GT3 Cup gen 2	PROAM	1:54.529	182.0
21	13:59:35.539	59:35.539	24	A&P Racing Team PTT Tech Support		Maciej Blazek		Mateusz Lisowski		Porsche 991 GT3 Cup gen 2	PROAM	1:54.462	182.1





# Autodromo Nazionale Monza

## GT Cup Open Europe


### Private test - 1

#### Event Best Maximum Speed



N°	Entrant/Team	Nat	Driver 1	Nat	Driver 2	Nat	Vehicle	Cat	Km/h	Session
24	A&P Racing Team PTT Tech Support		Maciej Blazek		Mateusz Lisowski		Porsche 991 GT3 Cup gen 2	PROAM	266.6	Private test - 1
26	Q1 by EMG Motorsport		Maciej Darmetko		Artur Janosz		Porsche 911 GT3 Cup gen 2	PROAM	265.3	Private test - 1
54	Q1 by EMG Motorsport		Jan Lauryszen				Porsche 992 GT3 Cup	PROAM	262.7	Private test - 1
100	Bonaldi Motorsport		Jakub Dwernicki		Jan Antoszewski		Porsche 911 GT3 Cup gen 2	PROAM	262.7	Private test - 1
53	Q1 by EMG Motorsport		Nicolas Vandierendonck		Dirk Schouten		Porsche 992 GT3 Cup	PROAM	260.8	Private test - 1





**Autodromo Nazionale Monza**  
**GT Cup Open Europe**  
**Private test - 1**  
**Pit Stop Analysis**



Autodromo Nazionale Monza 5.793 m.

**24** Maciej Blazek Porsche 991 GT3 Cup gen 2

PROAM Mateusz Lisowski A&P Racing Team PTT Tech Support

N°	In Day Time	In Time	Out Time	Pit Time	T. Pit Time	Handicap	Penalty
1	13:12:28.938	13:12:28.938	13:15:39.861	3:10.923	3:10.923		
2	13:29:30.324	13:29:30.324	13:33:55.700	4:25.376	7:36.299		
3	13:39:53.156	13:39:53.156	13:49:54.597	10:01.441	17:37.740		

**26** Maciej Darmetko Porsche 911 GT3 Cup gen 2

PROAM Artur Janosz Q1 by EMG Motorsport

N°	In Day Time	In Time	Out Time	Pit Time	T. Pit Time	Handicap	Penalty
1	13:15:18.707	13:15:18.707	13:19:40.946	4:22.239	4:22.239		
2	13:35:16.462	13:35:16.462	13:51:38.042	16:21.580	20:43.819		

**53** Nicolas Vandierendonck Porsche 992 GT3 Cup

PROAM Dirk Schouten Q1 by EMG Motorsport

N°	In Day Time	In Time	Out Time	Pit Time	T. Pit Time	Handicap	Penalty
1	13:19:02.479	13:19:02.479	13:23:02.702	4:00.223	4:00.223		
2	13:38:44.971	13:38:44.971	13:42:50.413	4:05.442	8:05.665		
3	13:45:18.813	13:45:18.813	13:49:49.335	4:30.522	12:36.187		

**54** Jan Laurysen Porsche 992 GT3 Cup

PROAM Q1 by EMG Motorsport


N°	In Day Time	In Time	Out Time	Pit Time	T. Pit Time	Handicap	Penalty
1	13:22:10.015	13:22:10.015	13:26:14.220	4:04.205	4:04.205		
2	13:35:56.255	13:35:56.255	13:50:01.963	14:05.708	18:09.913		

**100** Jakub Dwernicki Porsche 911 GT3 Cup gen 2

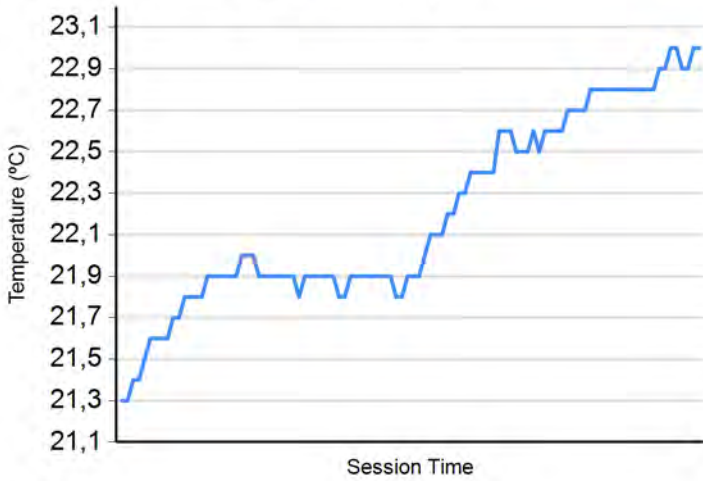
PROAM Jan Antoszewski Bonaldi Motorsport

N°	In Day Time	In Time	Out Time	Pit Time	T. Pit Time	Handicap	Penalty
1	13:03:54.220	13:03:54.220	13:06:09.896	2:15.676	2:15.676		
2	13:16:23.728	13:16:23.728	13:27:22.563	10:58.835	13:14.511		
3	13:35:10.692	13:35:10.692	13:49:58.245	14:47.553	28:02.064		

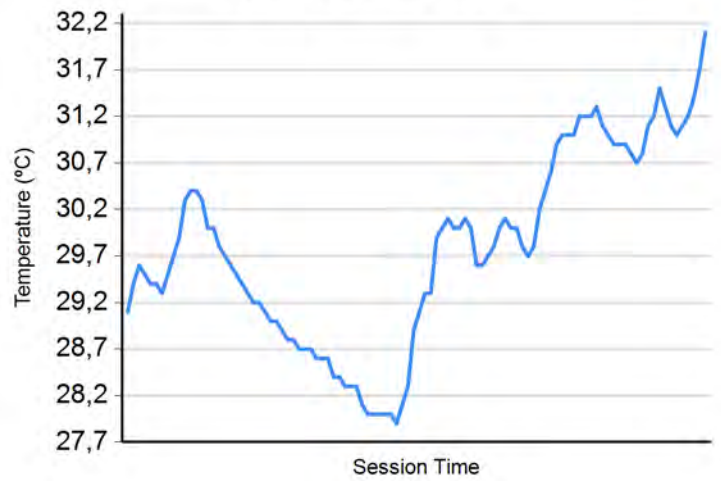




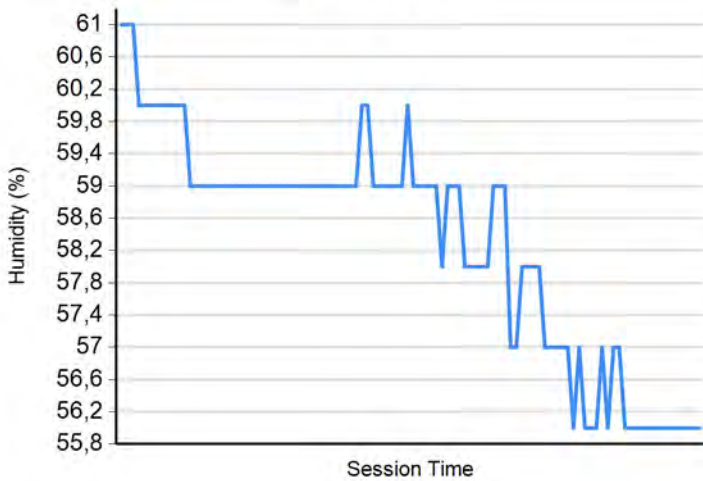
**Air Temperature**



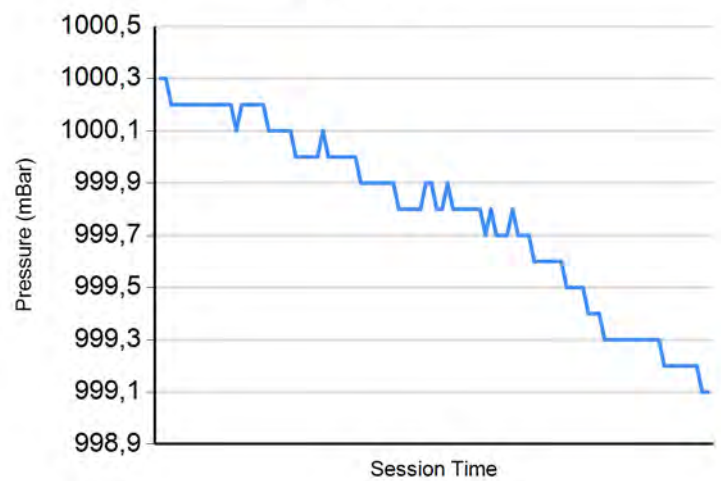
**Track Temperature**



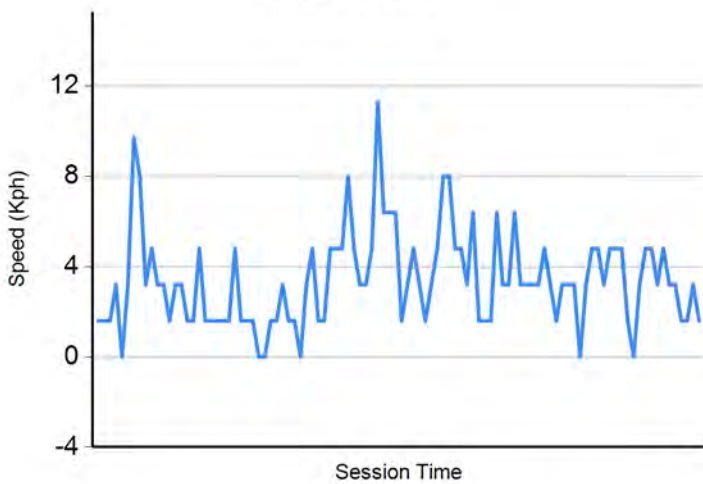
**Humidity**



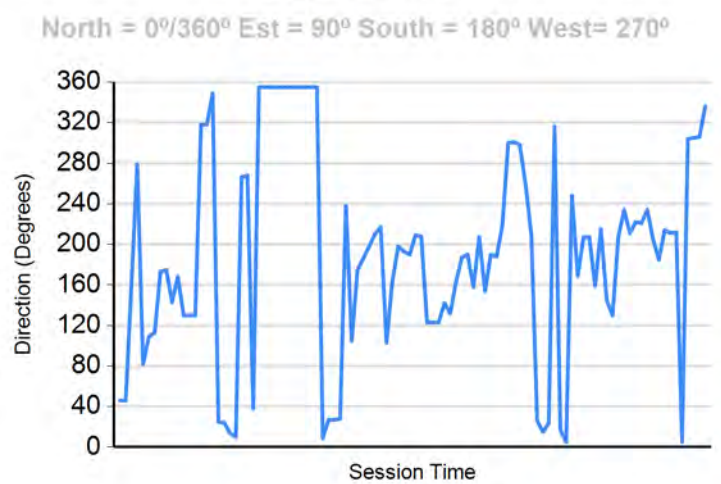
**Pressure**




**Wind Speed**



**Wind direction**





# Autodromo Nazionale Monza

## GT Cup Open Europe

### Private test - 2

#### Provisional Results




Cls	N°	Entrant/Team	Nat	Driver 1	Nat	Driver 2	Nat	Vehicle	Cat	Cls	Laps	Best	Time	Gap	Interval	Km/h
1	24	A&P Racing Team PTT Tech Support		Maciej Blazek		Mateusz Lisowski		Porsche 991 GT3 Cup gen 2	PROAM	1	27	24	1:52.505			185.3
2	100	Bonaldi Motorsport		Jakub Dwernicki		Jan Antoszewski		Porsche 911 GT3 Cup gen 2	PROAM	2	24	23	1:54.179	1.674	1.674	182.6
3	26	Q1 by EMG Motorsport		Maciej Darmetko		Artur Janosz		Porsche 911 GT3 Cup gen 2	PROAM	3	17	4	1:54.823	2.318	0.644	181.6
4	54	Q1 by EMG Motorsport		Jan Lauryszen				Porsche 992 GT3 Cup	PROAM	4	16	15	1:54.957	2.452	0.134	181.4
5	53	Q1 by EMG Motorsport		Nicolas Vandierendonck		Dirk Schouten		Porsche 992 GT3 Cup	PROAM	5	26	8	1:55.094	2.589	0.137	181.1
6	33	Bonaldi Motorsport		Tomasz Magdziarz		Daan Pijl		Porsche 911 GT3 Cup gen 2	PROAM	6	27	15	1:55.503	2.998	0.409	180.5
7	44	Eugenio Pisani		Eugenio Pisani		Stefano Bozzoni		Porsche 911 GT3 Cup gen 1	PROAM	7	13	12	1:55.709	3.204	0.206	180.2

Published at:.....

Track Temp: 34.0 °C Air Temp: 24.2 °C Humidity: 52 % Track Status: DRY

Stewards:	Race Director:	Timekeeper:
-----------	----------------	-------------





**Autodromo Nazionale Monza**  
**GT Cup Open Europe**  
**Private test - 2**



**Provisional Results by Category**


Cls	N°	Entrant/Team	Nat	Driver 1	Nat	Driver 2	Nat	Vehicle	Cat	Cls	Laps	Best	Time	Gap	Interval	Km/h
<b>PROAM</b>																
1	24	A&P Racing Team PTT Tech Support	ITA	Maciej Blazek	POL	Mateusz Lisowski	POL	Porsche 991 GT3 Cup gen 2	PROAM	1	27	24	1:52.505			185.3
2	100	Bonaldi Motorsport	ITA	Jakub Dwernicki	POL	Jan Antoszewski	POL	Porsche 911 GT3 Cup gen 2	PROAM	2	24	23	1:54.179	1.674	1.674	182.6
3	26	Q1 by EMG Motorsport	BEL	Maciej Darmetko	POL	Artur Janosz	POL	Porsche 911 GT3 Cup gen 2	PROAM	3	17	4	1:54.823	2.318	0.644	181.6
4	54	Q1 by EMG Motorsport	BEL	Jan Lauryszen	BEL			Porsche 992 GT3 Cup	PROAM	4	16	15	1:54.957	2.452	0.134	181.4
5	53	Q1 by EMG Motorsport	BEL	Nicolas Vandierendonck	BEL	Dirk Schouten	NLD	Porsche 992 GT3 Cup	PROAM	5	26	8	1:55.094	2.589	0.137	181.1
6	33	Bonaldi Motorsport	ITA	Tomasz Magdziarz	POL	Daan Pijl	NLD	Porsche 911 GT3 Cup gen 2	PROAM	6	27	15	1:55.503	2.998	0.409	180.5
7	44	Eugenio Pisani	ITA	Eugenio Pisani	ITA	Stefano Bozzoni	ITA	Porsche 911 GT3 Cup gen 1	PROAM	7	13	12	1:55.709	3.204	0.206	180.2

Published at:.....

Track Temp: 34.0 °C Air Temp: 24.2 °C Humidity: 52 % Track Status: DRY

Stewards:	Race Director:	Timekeeper: 
-----------	----------------	---





**Autodromo Nazionale Monza**  
**GT Cup Open Europe**  
**Private test - 2**  
**Provisional Results by Class**



Cls	Nº	Entrant/Team	Nat	Driver 1	Nat	Driver 2	Nat	Vehicle	Cat	Cls	Laps	Best	Time	Gap	Interval	Km/h
<b>GT Open Cup Europe</b>																
1	24	A&P Racing Team PTT Tech Support	POL	Maciej Blazek	POL	Mateusz Lisowski	POL	Porsche 991 GT3 Cup gen 2	PROAM	1	27	24	1:52.505			185.3
2	100	Bonaldi Motorsport	ITA	Jakub Dwernicki	POL	Jan Antoszewski	POL	Porsche 911 GT3 Cup gen 2	PROAM	2	24	23	1:54.179	1.674	1.674	182.6
3	26	Q1 by EMG Motorsport	BEL	Maciej Darmetko	POL	Artur Janosz	POL	Porsche 911 GT3 Cup gen 2	PROAM	3	17	4	1:54.823	2.318	0.644	181.6
4	54	Q1 by EMG Motorsport	BEL	Jan Lauryszen	BEL			Porsche 992 GT3 Cup	PROAM	4	16	15	1:54.957	2.452	0.134	181.4
5	53	Q1 by EMG Motorsport	BEL	Nicolas Vandierendonck	BEL	Dirk Schouten	NLD	Porsche 992 GT3 Cup	PROAM	5	26	8	1:55.094	2.589	0.137	181.1
6	33	Bonaldi Motorsport	ITA	Tomasz Magdziarz	POL	Daan Pijl	NLD	Porsche 911 GT3 Cup gen 2	PROAM	6	27	15	1:55.503	2.998	0.409	180.5
7	44	Eugenio Pisani	ITA	Eugenio Pisani	ITA	Stefano Bozzoni	ITA	Porsche 911 GT3 Cup gen 1	PROAM	7	13	12	1:55.709	3.204	0.206	180.2


Published at:.....

Track Temp: 34.0 °C Air Temp: 24.2 °C Humidity: 52 % Track Status: DRY

Stewards:	Race Director:	Timekeeper: 
-----------	----------------	---








**Autodromo Nazionale Monza**  
**GT Cup Open Europe**  
**Private test - 2**  
**Lap Analysis**



24							33										
Maciej Blazek							Tomasz Magdziarz										
Porsche 991 GT3 Cup gen 2							Porsche 911 GT3 Cup gen 2										
PROAM			Mateusz Lisowski				A&P Racing Team PTT Tech				PROAM			Daan Pijl			
Lap	D	Time	Sector 1	Sector 2	Sector 3	T. Spd	Elapsed	Lap	D	Time	Sector 1	Sector 2	Sector 3	T. Spd	Elapsed		
1		15:07:49.457	15:06:22.136	44.263	43.058	126.6	15:07:49.457	1		15:07:51.035	15:06:13.823	49.043	48.169	157.2	15:07:51.035		
2		1:57.491	37.101	40.000	40.390	255.3	15:09:46.948	2		2:10.872 P	39.110	42.179	49.583	225.9	15:10:01.907		
3		1:56.184	36.705	39.394	40.085	257.1	15:11:43.132	3		3:39.278	2:14.327	42.918	42.033	159.7	15:13:41.185		
4		1:55.200	36.279	39.133	39.788	263.4	15:13:38.332	4		1:58.806	36.967	40.894	40.945	254.7	15:15:39.991		
5		1:56.001	36.349	39.247	40.405	260.8	15:15:34.333	5		1:59.053	37.509	40.578	40.966	255.3	15:17:39.044		
6		1:55.166	36.329	38.992	39.845	260.8	15:17:29.499	6		1:58.532	36.672	40.684	41.176	258.9	15:19:37.576		
7		2:01.032 P	36.086	38.918	46.028	264.7	15:19:30.531	7		1:57.413	36.458	40.168	40.787	262.1	15:21:34.989		
8		4:33.269	3:14.318	39.340	39.611	202.6	15:24:03.800	8		1:57.983	36.810	40.338	40.835	260.2	15:23:32.972		
9		1:55.428	36.021	39.497	39.910	264.0	15:25:59.228	9		1:57.755	36.535	40.033	41.187	262.7	15:25:30.727		
10		1:58.570	39.072	39.675	39.823	266.0	15:27:57.798	10		1:57.029	36.481	39.658	40.890	263.4	15:27:27.756		
11		1:55.605	36.102	39.238	40.265	264.7	15:29:53.403	11		2:12.224 P	36.647	39.836	55.741	265.3	15:29:39.980		
12		1:55.322	36.174	39.252	39.896	263.4	15:31:48.725	12		4:13.428	2:52.735	40.248	40.445	160.0	15:33:53.408		
13		1:55.905	36.132	39.103	40.670	263.4	15:33:44.630	13		1:55.603	36.834	38.809	39.960	246.0	15:35:49.011		
14		1:55.487	36.065	39.241	40.181	260.2	15:35:40.117	14		1:55.877	36.744	39.343	39.790	264.0	15:37:44.888		
15		2:01.476 P	36.108	39.379	45.989	263.4	15:37:41.593	15		1:55.503	36.171	39.026	40.306	263.4	15:39:40.391		
16		8:00.355	6:38.375	41.553	40.427	145.9	15:45:41.948	16		2:01.333	36.282	39.281	45.770	263.4	15:41:41.724		
17		1:54.942	36.378	39.018	39.546	264.0	15:47:36.890	17		2:02.276 P	36.545	39.137	46.594	264.7	15:43:44.000		
18		1:55.426	36.099	39.688	39.639	264.7	15:49:32.316	18		6:17.676	4:51.977	41.131	44.568	199.2	15:50:01.676		
19		1:53.845	35.932	38.607	39.306	266.6	15:51:26.161	19		1:57.918	36.562	40.234	41.122	261.5	15:51:59.594		
20		1:54.932	36.157	38.794	39.981	260.2	15:53:21.093	20		2:00.373	37.183	41.887	41.303	247.1	15:53:59.967		
21		1:53.818	35.975	38.649	39.194	264.7	15:55:14.911	21		2:00.488	38.415	40.817	41.256	264.7	15:56:00.455		
22		2:00.083 P	36.157	39.221	44.705	263.4	15:57:14.994	22		2:01.618	38.653	40.840	42.125	207.6	15:58:02.073		
23		3:27.347	2:07.476	38.506	41.365	204.5	16:00:42.341	23		1:57.454	36.360	40.124	40.970	264.0	15:59:59.527		
24		1:52.505	35.345	38.277	38.883	270.0	16:02:34.846	24		1:58.641	36.490	40.359	41.792	264.0	16:01:58.168		
25		1:52.838	35.886	38.112	38.840	266.6	16:04:27.684	25		1:58.944	37.210	40.213	41.521	264.0	16:03:57.112		
26		1:53.333	35.866	38.262	39.205	264.7	16:06:21.017	26		1:58.412	36.661	40.286	41.465	262.7	16:05:55.524		
27		2:02.088 P	35.672	39.354	47.062	267.9	16:08:23.105	27		2:59.840 P	47.297	57.162	1:15.381	178.5	16:08:55.364		

26							44									
Maciej Darmetko							Eugenio Pisani									
Porsche 911 GT3 Cup gen 2							Porsche 911 GT3 Cup gen 1									
PROAM			Artur Janosz				Q1 by EMG Motorsport			PROAM			Stefano Bozzoni			
Lap	D	Time	Sector 1	Sector 2	Sector 3	T. Spd	Elapsed	Lap	D	Time	Sector 1	Sector 2	Sector 3	T. Spd	Elapsed	
1		15:12:10.321	15:10:43.273	44.666	42.382	110.8	15:12:10.321	1		15:36:57.358	15:35:36.981	39.904	40.473	197.4	15:36:57.358	
2		2:00.853	36.461	41.131	43.261	255.3	15:14:11.174	2		1:56.471	36.682	39.582	40.207	264.7	15:38:53.829	
3		1:55.364	36.096	39.726	39.542	262.7	15:16:06.538	3		1:57.682	36.410	40.652	40.620	261.5	15:40:51.511	
4		1:54.823	36.174	39.185	39.464	262.1	15:18:01.361	4		1:56.253	36.518	39.505	40.230	264.0	15:42:47.764	
5		2:04.913 P	38.853	39.324	46.736	266.6	15:20:06.274	5		1:55.925	36.512	39.282	40.131	262.1	15:44:43.689	
6		14:35.053 P	13:02.347	42.709	49.997	193.8	15:34:41.327	6		1:56.033	36.327	39.709	39.997	265.3	15:46:39.722	
7		6:51.763	5:26.870	42.882	42.011	152.9	15:41:33.090	7		2:05.594 P	37.108	39.806	48.680	218.1	15:48:45.316	
8		1:58.503	36.339	39.937	42.227	259.6	15:43:31.593	8		10:17.549	8:57.408	39.935	40.206	195.6	15:59:02.865	
9		1:55.067	35.978	39.354	39.735	262.7	15:45:26.660	9		1:56.111	36.668	39.237	40.206	262.1	16:00:58.976	
10		2:04.652 P	36.405	39.668	48.579	266.6	15:47:31.312	10		1:58.022	36.801	40.867	40.354	262.7	16:02:56.998	
11		6:40.990	5:17.946	41.122	41.922	181.2	15:54:12.302	11		1:55.755	36.211	39.537	40.007	264.7	16:04:52.753	
12		2:00.267	38.500	40.417	41.350	254.7	15:56:12.569	12		1:55.709	36.287	39.458	39.964	265.3	16:06:48.462	
13		1:56.774	36.186	39.965	40.623	264.7	15:58:09.343	13		2:07.242 P	37.509	39.990	49.743	219.9	16:08:55.704	
14		1:57.847	36.743	40.509	40.595	254.1	16:00:07.190									
15		1:57.961	36.288	39.840	41.833	263.4	16:02:05.151									
16		1:56.746	36.312	39.823	40.611	262.7	16:04:01.897									
17		2:08.266 P	39.952	41.200	47.114	268.6	16:06:10.163									






**Autodromo Nazionale Monza**  
**GT Cup Open Europe**  
**Private test - 2**  
**Lap Analysis**



53							100									
PROAM			Nicolas Vandierendonck				Porsche 992 GT3 Cup			PROAM			Jakub Dwernicki			
PROAM			Dirk Schouten				Q1 by EMG Motorsport			PROAM			Jan Antoszewski			
PROAM			Dirk Schouten				Q1 by EMG Motorsport			PROAM			Jan Antoszewski			
Lap	D	Time	Sector 1	Sector 2	Sector 3	T. Spd	Elapsed	Lap	D	Time	Sector 1	Sector 2	Sector 3	T. Spd	Elapsed	
1		15:13:58.191	15:12:31.276	43.640	43.275	184.6	15:13:58.191	1		15:07:45.655	15:06:06.214	43.906	55.535	192.8	15:07:45.655	
2		1:59.204	37.713	40.940	40.551	247.1	15:15:57.395	2		5:36.993	4:11.103	42.640	43.250	190.4	15:13:22.648	
3		1:56.966	36.979	39.775	40.212	257.7	15:17:54.361	3		2:00.114	37.177	41.220	41.717	255.3	15:15:22.762	
4		1:56.126	36.943	39.490	39.693	257.1	15:19:50.487	4		2:00.082	37.095	41.447	41.540	258.9	15:17:22.844	
5		1:57.220	36.763	40.119	40.338	257.1	15:21:47.707	5		1:58.896	36.757	40.790	41.349	255.9	15:19:21.740	
6		1:55.661	36.596	39.348	39.717	257.7	15:23:43.368	6		1:59.121	37.168	40.790	41.163	263.4	15:21:20.861	
7		1:55.198	36.566	39.079	39.553	258.9	15:25:38.566	7		2:08.618	P	36.798	41.638	50.182	15:23:29.479	
8		1:55.094	36.336	39.071	39.687	260.2	15:27:33.660	8		5:02.840	3:35.049	44.264	43.527	105.9	15:28:32.319	
9		2:07.832	P	37.486	39.283	51.063	258.9	15:29:41.492	9		1:58.508	36.951	40.675	40.882	251.1	15:30:30.827
10		3:50.661	2:31.415	39.558	39.688	197.8	15:33:32.153	10		1:58.053	36.710	40.370	40.973	258.9	15:32:28.880	
11		1:56.381	36.538	39.575	40.268	258.3	15:35:28.534	11		1:57.577	36.748	40.078	40.751	246.0	15:34:26.457	
12		1:57.514	36.701	40.380	40.433	257.7	15:37:26.048	12		1:57.663	36.733	40.496	40.434	254.7	15:36:24.120	
13		1:55.616	36.361	39.349	39.906	261.5	15:39:21.664	13		1:57.221	36.601	40.064	40.556	261.5	15:38:21.341	
14		1:59.998	37.155	40.751	42.092	260.2	15:41:21.662	14		1:57.446	36.577	40.118	40.751	255.3	15:40:18.787	
15		1:55.507	36.584	39.159	39.764	259.6	15:43:17.169	15		2:07.865	P	36.984	40.600	50.281	15:42:26.652	
16		1:55.297	36.574	39.074	39.649	257.7	15:45:12.466	16		5:42.928	4:23.289	39.818	39.821	199.6	15:48:09.580	
17		2:02.416	P	36.645	39.212	46.559	257.1	15:47:14.882	17		1:55.342	36.476	39.073	39.793	258.3	15:50:04.922
18		5:16.151	3:48.689	45.468	41.994	191.1	15:52:31.033	18		1:54.789	36.561	38.917	39.311	254.7	15:51:59.711	
19		1:58.449	36.558	40.164	41.727	257.7	15:54:29.482	19		2:01.309	P	36.362	39.273	45.674	15:54:01.020	
20		1:58.202	36.847	40.376	40.979	259.6	15:56:27.684	20		3:59.464	2:37.132	41.336	40.996	197.4	15:58:00.484	
21		1:58.148	37.280	39.948	40.920	258.3	15:58:25.832	21		1:55.868	36.567	39.482	39.819	263.4	15:59:56.352	
22		1:57.428	36.711	40.070	40.647	258.3	16:00:23.260	22		1:54.764	36.158	39.314	39.292	264.0	16:01:51.116	
23		1:56.654	36.421	39.810	40.423	258.3	16:02:19.914	23		1:54.179	36.040	38.769	39.370	263.4	16:03:45.295	
24		1:56.366	36.308	39.535	40.523	260.2	16:04:16.280	24		2:01.795	P	36.222	38.859	46.714	16:05:47.090	
25		1:56.708	36.541	39.610	40.557	258.9	16:06:12.988									
26		2:14.572	P	38.764	47.474	48.334	186.2	16:08:27.560								

54							
PROAM			Jan Lauryssen				
PROAM			Q1 by EMG Motorsport				
Lap	D	Time	Sector 1	Sector 2	Sector 3	T. Spd	Elapsed
1		15:31:22.664	15:29:55.196	43.907	43.561	160.4	15:31:22.664
2		1:59.733	37.263	41.370	41.100	240.0	15:33:22.397
3		1:56.881	36.644	39.653	40.584	257.1	15:35:19.278
4		1:56.234	36.478	39.534	40.222	258.3	15:37:15.512
5		1:56.114	36.356	39.610	40.148	258.3	15:39:11.626
6		2:08.444	P	36.473	41.001	50.970	15:41:20.070
7		4:48.715	3:27.612	40.788	40.315	199.2	15:46:08.785
8		1:55.889	36.381	39.263	40.245	256.5	15:48:04.674
9		1:55.508	36.316	39.307	39.885	259.6	15:50:00.182
10		1:55.027	36.192	38.996	39.839	260.8	15:51:55.209
11		1:55.080	36.318	38.965	39.797	260.2	15:53:50.289
12		1:55.051	36.266	38.999	39.786	258.9	15:55:45.340
13		2:02.964	P	36.380	39.204	47.380	15:57:48.304
14		3:23.235	2:04.233	39.191	39.811	201.1	16:01:11.539
15		1:54.957	36.275	39.119	39.563	258.9	16:03:06.496
16		2:24.330	P	54.608	42.054	47.668	16:05:30.826





Autodromo Nazionale Monza

GT Cup Open Europe

Private test - 2


Best Sectors Results



Autodromo Nazionale Monza 5.793 m.

Sector - 1				Sector - 2				Sector - 3				Ideal Lap vs Best Lap				
Clas	Nº	Driver	Time	Nº	Driver	Time	Nº	Driver	Time	Clas	Nº	Driver	Ideal Lap	Best Lap	Clas	
1	24	Blazek - Lisowski	35.345	24	Blazek - Lisowski	38.112	24	Blazek - Lisowski	38.840	1	24	Blazek - Lisowski	1:52.297	1:52.505	1	
2	26	Darmetko - Janosz	35.978	100	Dwernicki - Antoszewski	38.769	100	Dwernicki - Antoszewski	39.292	2	100	Dwernicki - Antoszewski	1:54.101	1:54.179	2	
3	100	Dwernicki - Antoszewski	36.040	33	Magdziarz - Pijl	38.809	26	Darmetko - Janosz	39.464	3	26	Darmetko - Janosz	1:54.627	1:54.823	3	
4	33	Magdziarz - Pijl	36.171	54	Jan Lauryszen	38.965	53	Vandierendonck - Schouten	39.553	4	54	Jan Lauryszen	1:54.720	1:54.957	4	
5	54	Jan Lauryszen	36.192	53	Vandierendonck - Schouten	39.071	54	Jan Lauryszen	39.563	5	33	Magdziarz - Pijl	1:54.770	1:55.503	6	
6	44	Pisani - Bozzoni	36.211	26	Darmetko - Janosz	39.185	33	Magdziarz - Pijl	39.790	6	53	Vandierendonck - Schouten	1:54.932	1:55.094	5	
7	53	Vandierendonck - Schouten	36.308	44	Pisani - Bozzoni	39.237	44	Pisani - Bozzoni	39.964	7	44	Pisani - Bozzoni	1:55.412	1:55.709	7	





Autodromo Nazionale Monza

GT Cup Open Europe

Private test - 2


Best 5 Lap Times

Autodromo Nazionale Monza 5.793 m.



Cl	N°	Entrant/Team	Nat	Driver 1	Nat	Driver 2	Nat	Vehicle	Cat	Cl	Best 1		Best 2		Best 3		Best 4		Best 5	
											Time	Lap	Time	Lap	Time	Lap	Time	Lap	Time	Lap
1	24	A&P Racing Team PTT Tech Support		Maciej Blazek		Mateusz Lisowski		Porsche 991 GT3 Cup gen 2	PROAM	1	1:52.505	24	1:52.838	25	1:53.333	26	1:53.818	21	1:53.845	19
2	100	Bonaldi Motorsport		Jakub Dwernicki		Jan Antoszewski		Porsche 911 GT3 Cup gen 2	PROAM	2	1:54.179	23	1:54.764	22	1:54.789	18	1:55.342	17	1:55.868	21
3	26	Q1 by EMG Motorsport		Maciej Darmetko		Artur Janosz		Porsche 911 GT3 Cup gen 2	PROAM	3	1:54.823	4	1:55.067	9	1:55.364	3	1:56.746	16	1:56.774	13
4	54	Q1 by EMG Motorsport		Jan Lauryszen				Porsche 992 GT3 Cup	PROAM	4	1:54.957	15	1:55.027	10	1:55.051	12	1:55.080	11	1:55.508	9
5	53	Q1 by EMG Motorsport		Nicolas Vandierendonck		Dirk Schouten		Porsche 992 GT3 Cup	PROAM	5	1:55.094	8	1:55.198	7	1:55.297	16	1:55.507	15	1:55.616	13
6	33	Bonaldi Motorsport		Tomasz Magdziarz		Daan Pijl		Porsche 911 GT3 Cup gen 2	PROAM	6	1:55.503	15	1:55.603	13	1:55.877	14	1:57.029	10	1:57.413	7
7	44	Eugenio Pisani		Eugenio Pisani		Stefano Bozzoni		Porsche 911 GT3 Cup gen 1	PROAM	7	1:55.709	12	1:55.755	11	1:55.925	5	1:56.033	6	1:56.111	9





# Autodromo Nazionale Monza

## GT Cup Open Europe


### Private test - 2

#### Best 5 Top Speeds



Cl	N°	Entrant/Team	Nat	Driver 1	Nat	Driver 2	Nat	Vehicle	Cat	Cl	Top 1		Top 2		Top 3		Top 4		Top 5		Avg
											Km/h	Lap	Km/h	Lap	Km/h	Lap	Km/h	Lap	Km/h	Lap	
1	24	A&P Racing Team PTT Tech Support		Maciej Blazek		Mateusz Lisowski		Porsche 991 GT3 Cup gen 2	PROAM	1	270.0	24	267.9	27	266.6	19	266.6	25	266.0	10	267.4
2	26	Q1 by EMG Motorsport		Maciej Darmetko		Artur Janosz		Porsche 911 GT3 Cup gen 2	PROAM	2	268.6	17	266.6	5	266.6	10	264.7	13	263.4	15	266.0
3	33	Bonaldi Motorsport		Tomasz Magdziarz		Daan Pijl		Porsche 911 GT3 Cup gen 2	PROAM	3	265.3	11	264.7	17	264.7	21	264.0	14	264.0	23	264.5
4	44	Eugenio Pisani		Eugenio Pisani		Stefano Bozzoni		Porsche 911 GT3 Cup gen 1	PROAM	4	265.3	6	265.3	12	264.7	2	264.7	11	264.0	4	264.8
5	100	Bonaldi Motorsport		Jakub Dwernicki		Jan Antoszewski		Porsche 911 GT3 Cup gen 2	PROAM	5	264.0	19	264.0	22	263.4	6	263.4	21	263.4	23	263.6
6	53	Q1 by EMG Motorsport		Nicolas Vandierendonck		Dirk Schouten		Porsche 992 GT3 Cup	PROAM	6	261.5	13	260.2	8	260.2	14	260.2	24	259.6	15	260.3
7	54	Q1 by EMG Motorsport		Jan Laurysen				Porsche 992 GT3 Cup	PROAM	7	260.8	10	260.2	11	259.6	9	259.6	13	259.6	16	259.9





Autodromo Nazionale Monza

GT Cup Open Europe

Private test - 2


Fastest Laps Sequence

Autodromo Nazionale Monza 5.793 m.



Lap	Time of Day	Session Time	N°	Entrant/Team	Nat	Driver 1	Nat	Driver 2	Nat	Vehicle	Cat	Time	Km/h
2	15:09:46.948	4:46.948	24	A&P Racing Team PTT Tech Support		Maciej Blazek		Mateusz Lisowski		Porsche 991 GT3 Cup gen 2	PROAM	1:57.491	177.5
3	15:11:43.132	6:43.132	24	A&P Racing Team PTT Tech Support		Maciej Blazek		Mateusz Lisowski		Porsche 991 GT3 Cup gen 2	PROAM	1:56.184	179.4
4	15:13:38.332	8:38.332	24	A&P Racing Team PTT Tech Support		Maciej Blazek		Mateusz Lisowski		Porsche 991 GT3 Cup gen 2	PROAM	1:55.200	181.0
6	15:17:29.499	12:29.499	24	A&P Racing Team PTT Tech Support		Maciej Blazek		Mateusz Lisowski		Porsche 991 GT3 Cup gen 2	PROAM	1:55.166	181.0
4	15:18:01.361	13:01.361	26	Q1 by EMG Motorsport		Maciej Darmetko		Artur Janosz		Porsche 911 GT3 Cup gen 2	PROAM	1:54.823	181.6
19	15:51:26.161	46:26.161	24	A&P Racing Team PTT Tech Support		Maciej Blazek		Mateusz Lisowski		Porsche 991 GT3 Cup gen 2	PROAM	1:53.845	183.1
21	15:55:14.911	50:14.911	24	A&P Racing Team PTT Tech Support		Maciej Blazek		Mateusz Lisowski		Porsche 991 GT3 Cup gen 2	PROAM	1:53.818	183.2
24	16:02:34.846	57:34.846	24	A&P Racing Team PTT Tech Support		Maciej Blazek		Mateusz Lisowski		Porsche 991 GT3 Cup gen 2	PROAM	1:52.505	185.3





Autodromo Nazionale Monza

GT Cup Open Europe

Private test - 2


Event Best Maximum Speed

Autodromo Nazionale Monza 5.793 m.



N°	Entrant/Team	Nat	Driver 1	Nat	Driver 2	Nat	Vehicle	Cat	Km/h	Session
24	A&P Racing Team PTT Tech Support		Maciej Blazek		Mateusz Lisowski		Porsche 991 GT3 Cup gen 2	PROAM	270.0	Private test - 2
26	Q1 by EMG Motorsport		Maciej Darmetko		Artur Janosz		Porsche 911 GT3 Cup gen 2	PROAM	268.6	Private test - 2
33	Bonaldi Motorsport		Tomasz Magdziarz		Daan Pijl		Porsche 911 GT3 Cup gen 2	PROAM	265.3	Private test - 2
44	Eugenio Pisani		Eugenio Pisani		Stefano Bozzoni		Porsche 911 GT3 Cup gen 1	PROAM	265.3	Private test - 2
100	Bonaldi Motorsport		Jakub Dwernicki		Jan Antoszewski		Porsche 911 GT3 Cup gen 2	PROAM	264.0	Private test - 2
54	Q1 by EMG Motorsport		Jan Laurysen				Porsche 992 GT3 Cup	PROAM	262.7	Private test - 1
53	Q1 by EMG Motorsport		Nicolas Vandierendonck		Dirk Schouten		Porsche 992 GT3 Cup	PROAM	261.5	Private test - 2





# Autodromo Nazionale Monza

## GT Cup Open Europe

### Private test - 2

#### Pit Stop Analysis



**24** Maciej Blazek Porsche 991 GT3 Cup gen 2

PROAM Mateusz Lisowski A&P Racing Team PTT Tech Support

N°	In Day Time	In Time	Out Time	Pit Time	T. Pit Time	Handicap	Penalty
1	15:19:25.144	15:19:25.144	15:22:08.459	2:43.315	2:43.315		
2	15:37:36.237	15:37:36.237	15:43:40.413	6:04.176	8:47.491		
3	15:57:09.610	15:57:09.610	15:58:46.540	1:36.930	10:24.421		

**26** Maciej Darmetko Porsche 911 GT3 Cup gen 2

PROAM Artur Janosz Q1 by EMG Motorsport

N°	In Day Time	In Time	Out Time	Pit Time	T. Pit Time	Handicap	Penalty
1	15:20:00.941	15:20:00.941	15:32:31.568	12:30.627	12:30.627		
2	15:34:35.937	15:34:35.937	15:39:24.441	4:48.504	17:19.131		
3	15:47:25.906	15:47:25.906	15:52:09.884	4:43.978	22:03.109		

**33** Tomasz Magdziarz Porsche 911 GT3 Cup gen 2

PROAM Daan Pijl Bonaldi Motorsport

N°	In Day Time	In Time	Out Time	Pit Time	T. Pit Time	Handicap	Penalty
1	15:09:56.617	15:09:56.617	15:11:36.106	1:39.489	1:39.489		
2	15:29:34.804	15:29:34.804	15:31:53.922	2:19.118	3:58.607		
3	15:43:38.362	15:43:38.362	15:47:57.803	4:19.441	8:18.048		

**44** Eugenio Pisani Porsche 911 GT3 Cup gen 1

PROAM Stefano Bozzoni Eugenio Pisani

N°	In Day Time	In Time	Out Time	Pit Time	T. Pit Time	Handicap	Penalty
1	15:48:40.076	15:48:40.076	15:57:04.546	8:24.470	8:24.470		

**53** Nicolas Vandierendonck Porsche 992 GT3 Cup

PROAM Dirk Schouten Q1 by EMG Motorsport

N°	In Day Time	In Time	Out Time	Pit Time	T. Pit Time	Handicap	Penalty
1	15:29:36.205	15:29:36.205	15:31:35.510	1:59.305	1:59.305		
2	15:47:09.459	15:47:09.459	15:50:22.886	3:13.427	5:12.732		

**54** Jan Laurysen Porsche 992 GT3 Cup

PROAM Q1 by EMG Motorsport

N°	In Day Time	In Time	Out Time	Pit Time	T. Pit Time	Handicap	Penalty
1	15:41:14.803	15:41:14.803	15:44:10.929	2:56.126	2:56.126		
2	15:57:42.982	15:57:42.982	15:59:16.355	1:33.373	4:29.499		


**100** Jakub Dwernicki Porsche 911 GT3 Cup gen 2

PROAM Jan Antoszewski Bonaldi Motorsport

N°	In Day Time	In Time	Out Time	Pit Time	T. Pit Time	Handicap	Penalty
1	15:07:39.826	15:07:39.826	15:11:15.937	3:36.111	3:36.111		
2	15:23:24.027	15:23:24.027	15:26:20.510	2:56.483	6:32.594		
3	15:42:21.285	15:42:21.285	15:46:12.798	3:51.513	10:24.107		
4	15:53:55.411	15:53:55.411	15:55:59.055	2:03.644	12:27.751		







**Autodromo Nazionale Monza**  
**GT Cup Open Europe**  
**Private test - 2**  
**Weather Report**



**Air Temperature**  
 Sin datos disponibles

**Track Temperature**  
 Sin datos disponibles


**Humidity**  
 Sin datos disponibles

**Pressure**  
 Sin datos disponibles

**Wind Speed**  
 Sin datos disponibles

**Wind direction**  
 North = 0°/360° Est = 90° South = 180° West= 270°  
 Sin datos disponibles





Autodromo Nazionale Monza

GT Cup Open Europe

Private Test - 1 - 2

Combined Results




Autodromo Nazionale Monza 5.793 m.

Cls	N°	Entrant/Team	Nat	Driver 1	Nat	Driver 2	Nat	Vehicle	Cat	Cls	Laps	PT1	PT2	Best	Gap	Interval	Km/h		
1	24	A&P Racing Team PTT Tech Support	POL	Maciej Blazek	POL	Mateusz Lisowski	POL	Porsche 991 GT3 Cup gen 2	PROAM	1	49	1:54.462	21	<b>1:52.505</b>	24	<b>1:52.505</b>		185.3	
2	100	Bonaldi Motorsport	ITA	Jakub Dwernicki	POL	Jan Antoszewski	POL	Porsche 911 GT3 Cup gen 2	PROAM	2	40	1:56.373	9	<b>1:54.179</b>	23	<b>1:54.179</b>	1.674	1.674	182.6
3	26	Q1 by EMG Motorsport	BEL	Maciej Darmetko	POL	Artur Janosz	POL	Porsche 911 GT3 Cup gen 2	PROAM	3	38	1:55.209	11	<b>1:54.823</b>	4	<b>1:54.823</b>	2.318	0.644	181.6
4	54	Q1 by EMG Motorsport	BEL	Jan Lauryszen	BEL			Porsche 992 GT3 Cup	PROAM	4	33	1:55.670	10	<b>1:54.957</b>	15	<b>1:54.957</b>	2.452	0.134	181.4
5	53	Q1 by EMG Motorsport	BEL	Nicolas Vandierendonck	BEL	Dirk Schouten	NLD	Porsche 992 GT3 Cup	PROAM	5	49	1:56.046	21	<b>1:55.094</b>	8	<b>1:55.094</b>	2.589	0.137	181.1
6	33	Bonaldi Motorsport	ITA	Tomasz Magdziarz	POL	Daan Pijl	NLD	Porsche 911 GT3 Cup gen 2	PROAM	6	27			<b>1:55.503</b>	15	<b>1:55.503</b>	2.998	0.409	180.5
7	44	Eugenio Pisani	ITA	Eugenio Pisani	ITA	Stefano Bozzoni	ITA	Porsche 911 GT3 Cup gen 1	PROAM	7	13			<b>1:55.709</b>	12	<b>1:55.709</b>	3.204	0.206	180.2

Published at:.....

Stewards:	Race Director:	Timekeeper: 
-----------	----------------	---





Autodromo Nazionale Monza

GT Cup Open Europe

Free Practice - 1

Provisional Results



Autodromo Nazionale Monza 5.793 m.


Cls	Nº	Entrant/Team	Nat	Driver 1	Nat	Driver 2	Nat	Vehicle	Cat	Cls	Laps	Best	Time	Gap	Interval	Km/h
1	54	Q1 by EMG Motorsport	BEL	Jan Lauryszen	BEL			Porsche 992 GT3 Cup	PROAM	1	13	7	1:55.055			181.2
2	33	Bonaldi Motorsport	ITA	Tomasz Magdziarz	POL	Daan Pijl	NLD	Porsche 911 GT3 Cup gen 2	PROAM	2	18	17	1:55.773	0.718	0.718	180.1
3	53	Q1 by EMG Motorsport	BEL	Nicolas Vandierendonck	BEL	Dirk Schouten	NLD	Porsche 992 GT3 Cup	PROAM	3	18	17	1:55.829	0.774	0.056	180.0
4	26	Q1 by EMG Motorsport	BEL	Maciej Darmetko	POL	Artur Janosz	POL	Porsche 911 GT3 Cup gen 2	PROAM	4	12	9	1:56.372	1.317	0.543	179.2
5	100	Bonaldi Motorsport	ITA	Jakub Dwernicki	POL	Jan Antoszewski	POL	Porsche 911 GT3 Cup gen 2	PROAM	5	19	15	1:56.571	1.516	0.199	178.9
6	32	Three Sixty Racing Team	AND	Fernando Fortes	BRA			Porsche 911 GT3 Cup gen 2	AM	1	15	14	1:59.634	4.579	3.063	174.3
7	27	Three Sixty Racing Team	AND	Marcio Mauro	BRA			Porsche 911 GT3 Cup gen 2	AM	2	16	15	1:59.995	4.940	0.361	173.7
8	44	Eugenio Pisani	ITA	Eugenio Pisani	ITA	Stefano Bozzoni	ITA	Porsche 911 GT3 Cup gen 1	PROAM	6	12	11	2:02.819	7.764	2.824	169.8
9	126	Three Sixty Racing Team	AND	Albert Estragués	ESP			Transam Euro Ford Mustang 2018	AM	3	3	2	2:14.170	19.115	11.351	155.4

Published at:.....

Track Temp: 28.4 °C Air Temp: 23.2 °C Humidity: 53 % Track Status: DRY

Stewards:	Race Director:	Timekeeper: 
-----------	----------------	---





**Autodromo Nazionale Monza**  
**GT Cup Open Europe**  
**Free Practice - 1**  
**Provisional Results by Category**



Autodromo Nazionale Monza 5.793 m.


Cls	Nº	Entrant/Team	Nat	Driver 1	Nat	Driver 2	Nat	Vehicle	Cat	Cls	Laps	Best	Time	Gap	Interval	Km/h
<b>PROAM</b>																
1	54	Q1 by EMG Motorsport	BEL	Jan Lauryssen	BEL			Porsche 992 GT3 Cup	PROAM	1	13	7	1:55.055			181.2
2	33	Bonaldi Motorsport	ITA	Tomasz Magdziarz	POL	Daan Pijl	NLD	Porsche 911 GT3 Cup gen 2	PROAM	2	18	17	1:55.773	0.718	0.718	180.1
3	53	Q1 by EMG Motorsport	BEL	Nicolas Vandierendonck	BEL	Dirk Schouten	NLD	Porsche 992 GT3 Cup	PROAM	3	18	17	1:55.829	0.774	0.056	180.0
4	26	Q1 by EMG Motorsport	BEL	Maciej Darmetko	POL	Artur Janosz	POL	Porsche 911 GT3 Cup gen 2	PROAM	4	12	9	1:56.372	1.317	0.543	179.2
5	100	Bonaldi Motorsport	ITA	Jakub Dwernicki	POL	Jan Antoszewski	POL	Porsche 911 GT3 Cup gen 2	PROAM	5	19	15	1:56.571	1.516	0.199	178.9
6	44	Eugenio Pisani	ITA	Eugenio Pisani	ITA	Stefano Bozzoni	ITA	Porsche 911 GT3 Cup gen 1	PROAM	6	12	11	2:02.819	7.764	6.248	169.8
<b>AM</b>																
1	32	Three Sixty Racing Team	AND	Fernando Fortes	BRA			Porsche 911 GT3 Cup gen 2	AM	1	15	14	1:59.634			174.3
2	27	Three Sixty Racing Team	AND	Marcio Mauro	BRA			Porsche 911 GT3 Cup gen 2	AM	2	16	15	1:59.995	0.361	0.361	173.7
3	126	Three Sixty Racing Team	AND	Albert Estragués	ESP			Transam Euro Ford Mustang 2018	AM	3	3	2	2:14.170	14.536	14.175	155.4

Published at:.....

Track Temp: 28.4 °C Air Temp: 23.2 °C Humidity: 53 % Track Status: DRY

<b>Stewards:</b>	<b>Race Director:</b>	<b>Timekeeper:</b> 
------------------	-----------------------	--





**Autodromo Nazionale Monza**  
**GT Cup Open Europe**  
**Free Practice - 1**  
**Provisional Results by Class**



Autodromo Nazionale Monza 5.793 m.

Cls	Nº	Entrant/Team	Nat	Driver 1	Nat	Driver 2	Nat	Vehicle	Cat	Cls	Laps	Best	Time	Gap	Interval	Km/h
<b>GT Open Cup Europe</b>																
1	54	Q1 by EMG Motorsport	BEL	Jan Lauryssen	BEL			Porsche 992 GT3 Cup	PROAM	1	13	7	1:55.055			181.2
2	33	Bonaldi Motorsport	ITA	Tomasz Magdziarz	POL	Daan Pijl	NLD	Porsche 911 GT3 Cup gen 2	PROAM	2	18	17	1:55.773	0.718	0.718	180.1
3	53	Q1 by EMG Motorsport	BEL	Nicolas Vandierendonck	BEL	Dirk Schouten	NLD	Porsche 992 GT3 Cup	PROAM	3	18	17	1:55.829	0.774	0.056	180.0
4	26	Q1 by EMG Motorsport	BEL	Maciej Darmetko	POL	Artur Janosz	POL	Porsche 911 GT3 Cup gen 2	PROAM	4	12	9	1:56.372	1.317	0.543	179.2
5	100	Bonaldi Motorsport	ITA	Jakub Dwernicki	POL	Jan Antoszewski	POL	Porsche 911 GT3 Cup gen 2	PROAM	5	19	15	1:56.571	1.516	0.199	178.9
6	32	Three Sixty Racing Team	AND	Fernando Fortes	BRA			Porsche 911 GT3 Cup gen 2	AM	1	15	14	1:59.634	4.579	3.063	174.3
7	27	Three Sixty Racing Team	AND	Marcio Mauro	BRA			Porsche 911 GT3 Cup gen 2	AM	2	16	15	1:59.995	4.940	0.361	173.7
8	44	Eugenio Pisani	ITA	Eugenio Pisani	ITA	Stefano Bozzoni	ITA	Porsche 911 GT3 Cup gen 1	PROAM	6	12	11	2:02.819	7.764	2.824	169.8
9	126	Three Sixty Racing Team	AND	Albert Estragués	ESP			Transam Euro Ford Mustang 2018	AM	3	3	2	2:14.170	19.115	11.351	155.4

Published at:.....


Track Temp: 28.4 °C Air Temp: 23.2 °C Humidity: 53 % Track Status: DRY

Stewards:

Race Director:

Timekeeper:





**Autodromo Nazionale Monza**  
**GT Cup Open Europe**  
**Free Practice - 1**  
**Lap Analysis**



**26** Maciej Darmetko Porsche 911 GT3 Cup gen 2 **33** Tomasz Magdziarz Porsche 911 GT3 Cup gen 2

PROAM Artur Janosz							Q1 by EMG Motorsport							PROAM Daan Pijl										
Lap	D	Time	Sector 1	Sector 2	Sector 3	T. Spd	Elapsed	Lap	D	Time	Sector 1	Sector 2	Sector 3	T. Spd	Elapsed	Lap	D	Time	Sector 1	Sector 2	Sector 3	T. Spd	Elapsed	
1		17:14:23.482	17:12:48.936	48.598	45.948	163.1	17:14:23.482	1		17:13:09.644	17:11:36.971	46.986	45.687	119.8	17:13:09.644	2		2:01.764	40.579	40.446	40.739	261.5	17:15:11.408	
2		1:59.479	37.466	40.458	41.555	231.7	17:16:22.961	2		1:57.057	36.483	40.202	40.372	262.1	17:17:08.465	3		1:57.122	36.553	40.004	40.565	262.7	17:19:05.587	
3		1:59.421	38.180	39.987	41.254	267.9	17:18:22.382	3		1:56.219	36.212	39.553	40.454	266.6	17:21:01.806	4		1:56.183	36.606	39.456	40.121	258.9	17:22:57.989	
4		1:56.671	36.229	39.780	40.662	266.0	17:20:19.053	4		1:55.831	36.121	39.544	40.166	265.3	17:24:53.820	5		2:06.383 P	36.379	39.260	50.744	266.0	17:27:00.203	
5		1:56.373	35.831	39.729	40.813	266.6	17:22:15.426	5		5:45.240	4:24.709	39.685	40.846	198.5	17:32:45.443	6		1:57.170	36.661	39.385	41.124	262.1	17:34:42.613	
6		1:56.847	36.261	39.815	40.771	263.4	17:24:12.273	6		1:56.870	36.998	39.392	40.480	258.3	17:36:39.483	7		1:56.557	36.499	39.714	40.344	262.1	17:38:36.040	
7		2:18.107 P	38.157	40.409	59.541	253.5	17:26:30.380	7		1:55.788	36.349	39.503	39.936	262.7	17:40:31.828	8		1:55.921	36.361	39.338	40.222	263.4	17:42:27.749	
8		15:48.286	14:27.138	39.880	41.268	202.6	17:42:18.666	8		1:56.010	36.327	39.574	40.109	262.7	17:44:23.759	9		1:55.881	36.255	39.520	40.106	264.0	17:46:19.640	
9		1:56.372	35.990	39.998	40.384	266.0	17:44:15.038	9		1:55.773	36.556	39.227	39.990	264.0	17:48:15.413	10		2:06.132 P	36.357	39.723	50.052	262.7	17:50:21.545	
10		1:56.746	36.319	39.651	40.776	262.1	17:46:11.784	10																
11		1:56.830	36.374	39.478	40.978	261.5	17:48:08.614	11																
12		2:01.647 P	36.391	39.754	45.502	259.6	17:50:10.261	12																

**27** Marcio Mauro Porsche 911 GT3 Cup gen 2 **44** Eugenio Pisani Porsche 911 GT3 Cup gen 1

AM Three Sixty Racing Team							PROAM Stefano Bozzoni																
Lap	D	Time	Sector 1	Sector 2	Sector 3	T. Spd	Elapsed	Lap	D	Time	Sector 1	Sector 2	Sector 3	T. Spd	Elapsed								
1		17:14:12.692	17:11:59.906	1:06.604	1:06.182	94.9	17:14:12.692	1		17:25:26.397	17:23:54.547	47.102	44.748	151.0	17:25:26.397								
2		2:46.092	56.156	55.659	54.277	126.1	17:16:58.784	2		2:11.712 P	38.206	42.738	50.768	227.3	17:27:38.109								
3		2:27.938	47.767	45.818	54.353	166.6	17:19:26.722	3		3:33.922	2:06.193	43.291	44.438	190.8	17:31:12.031								
4		2:30.600 P	40.167	45.845	1:04.588	201.8	17:21:57.322	4		2:05.940	37.875	44.323	43.742	239.4	17:33:17.971								
5		8:43.028	7:15.896	43.372	43.760	175.0	17:30:40.350	5		2:03.164	37.602	41.872	43.690	250.0	17:35:21.135								
6		2:04.576	38.890	42.160	43.526	199.6	17:32:44.926	6		2:03.262	38.135	41.766	43.361	241.6	17:37:24.397								
7		2:04.974	40.518	42.044	42.412	187.5	17:34:49.900	7		2:03.281	37.862	41.195	44.224	254.7	17:39:27.678								
8		2:01.460	37.842	41.391	42.227	215.5	17:36:51.360	8		2:13.619 P	39.053	43.895	50.671	217.3	17:41:41.297								
9		2:03.024	37.836	42.413	42.775	217.3	17:38:54.384	9		5:05.835	3:38.651	43.084	44.100	197.4	17:46:47.132								
10		2:01.208	37.672	41.505	42.031	231.7	17:40:55.592	10		2:02.945	38.238	41.609	43.098	256.5	17:48:50.077								
11		2:03.933	37.845	44.148	41.940	239.4	17:42:59.525	11		2:02.819	37.742	41.951	43.126	242.6	17:50:52.896								
12		2:00.145	37.499	41.112	41.534	251.7	17:44:59.670	12		2:11.865 P	38.188	43.071	50.606	248.8	17:53:04.761								
13		2:00.423	37.921	40.912	41.590	234.7	17:47:00.093																
14		2:00.060	37.339	40.767	41.954	236.3	17:49:00.153																
15		1:59.995	37.680	40.862	41.453	211.7	17:51:00.148																
16		2:50.300 P	44.557	55.170	1:10.573	162.8	17:53:50.448																

**32** Fernando Fortes Porsche 911 GT3 Cup gen 2

AM Three Sixty Racing Team							
Lap	D	Time	Sector 1	Sector 2	Sector 3	T. Spd	Elapsed
1		17:13:47.895	17:11:55.200	58.866	53.829	149.1	17:13:47.895
2		2:39.797	49.876	56.807	53.114	157.8	17:16:27.692
3		2:24.418	42.226	49.995	52.197	175.8	17:18:52.110
4		2:16.345	41.490	49.924	44.931	161.4	17:21:08.455
5		2:21.973 P	41.663	46.013	54.297	163.3	17:23:30.428
6		7:08.813	5:42.168	43.362	43.283	166.1	17:30:39.241
7		2:04.065	38.854	42.589	42.622	209.7	17:32:43.306
8		2:05.192	41.539	41.688	41.965	194.2	17:34:48.498
9		2:01.209	38.124	41.240	41.845	230.2	17:36:49.707
10		2:03.589	38.412	41.124	44.053	218.1	17:38:53.296
11		2:01.076	37.849	41.167	42.060	237.8	17:40:54.372
12		2:04.218	37.547	44.917	41.754	248.8	17:42:58.590
13		2:00.336	37.441	41.545	41.350	254.7	17:44:58.926
14		1:59.634	37.854	40.694	41.086	229.2	17:46:58.560
15		2:06.623 P	37.857	41.046	47.720	243.7	17:49:05.183



**Autodromo Nazionale Monza**  
**GT Cup Open Europe**  
**Free Practice - 1**  
**Lap Analysis**




**53** Nicolas Vandierendonck Porsche 992 GT3 Cup **100** Jakob Dwernicki Porsche 911 GT3 Cup gen 2  
 PROAM Dirk Schouten Q1 by EMG Motorsport PROAM Jan Antoszewski Bonaldi Motorsport

Lap	D	Time	Sector 1	Sector 2	Sector 3	T. Spd	Elapsed	Lap	D	Time	Sector 1	Sector 2	Sector 3	T. Spd	Elapsed
1		17:16:02.632	17:14:18.484	50.125	54.023	125.0	17:16:02.632	1		17:13:02.138	17:11:30.769	47.478	43.891	117.2	17:13:02.138
2		2:01.228	38.025	40.865	42.338	249.4	17:18:03.860	2		2:00.488	37.964	40.902	41.622	260.2	17:15:02.626
3		1:58.267	36.840	40.284	41.143	257.1	17:20:02.127	3		1:58.025	36.997	40.435	40.593	249.4	17:17:00.651
4		1:57.918	36.776	39.814	41.328	257.1	17:22:00.045	4		1:57.596	36.452	39.977	41.167	266.0	17:18:58.247
5		1:59.224	38.687	39.863	40.674	237.8	17:23:59.269	5		1:57.380	36.611	40.156	40.613	255.9	17:20:55.627
6		1:57.152	36.448	39.571	41.133	258.9	17:25:56.421	6		1:58.609	36.697	40.723	41.189	262.7	17:22:54.236
7		1:56.090	36.487	39.441	40.162	258.3	17:27:52.511	7		1:57.434	36.740	40.056	40.638	265.3	17:24:51.670
8		1:56.553	36.798	39.476	40.279	258.9	17:29:49.064	8		2:05.722 P	36.743	40.404	48.575	254.7	17:26:57.392
9		2:04.451 P	36.948	40.736	46.767	256.5	17:31:53.515	9		6:24.487	5:01.815	41.266	41.406	199.2	17:33:21.879
10		3:45.999	2:24.316	40.981	40.702	190.8	17:35:39.514	10		1:58.621	36.788	40.265	41.568	263.4	17:35:20.500
11		1:56.226	36.442	39.414	40.370	257.7	17:37:35.740	11		1:57.580	36.774	39.984	40.822	256.5	17:37:18.080
12		1:56.266	36.710	39.465	40.091	257.7	17:39:32.006	12		<del>1:58.329</del>	37.277	40.361	40.691	264.0	17:39:16.409
13		1:56.365	36.645	39.771	39.949	258.3	17:41:28.371	13		1:57.413	36.613	40.178	40.622	257.1	17:41:13.822
14		1:57.877	37.304	40.406	40.167	257.1	17:43:26.248	14		1:56.814	36.663	39.773	40.378	262.7	17:43:10.636
15		1:57.194	36.363	40.468	40.363	258.3	17:45:23.442	15		1:56.571	36.496	39.892	40.183	261.5	17:45:07.207
16		<del>1:56.348</del>	36.509	39.673	40.166	258.3	17:47:19.790	16		1:57.621	37.056	40.133	40.432	258.9	17:47:04.828
17		1:55.829	36.599	39.305	39.925	257.7	17:49:15.619	17		1:58.612	36.604	41.156	40.852	260.8	17:49:03.440
18		2:05.765 P	36.931	39.681	49.153	257.7	17:51:21.384	18		1:57.285	36.762	40.195	40.328	254.7	17:51:00.725
19								19		2:21.076 P	36.732	40.189	1:04.155	252.9	17:53:21.801

**54** Jan Lauryszen Porsche 992 GT3 Cup **126** Albert Estragués Transam Euro Ford Mustang 2018  
 PROAM Q1 by EMG Motorsport AM Three Sixty Racing Team

Lap	D	Time	Sector 1	Sector 2	Sector 3	T. Spd	Elapsed	Lap	D	Time	Sector 1	Sector 2	Sector 3	T. Spd	Elapsed
1		17:14:16.008	17:12:49.979	43.873	42.156	183.0	17:14:16.008	1		17:14:26.946	17:12:43.035	53.164	50.747	118.9	17:14:26.946
2		1:57.216	36.890	40.115	40.211	251.1	17:16:13.224	2		2:14.170	42.989	45.615	45.566	164.6	17:16:41.116
3		1:55.519	36.352	39.278	39.889	258.3	17:18:08.743	3		2:36.072 P	41.688	52.001	1:02.383	190.4	17:19:17.188
4		1:56.429	36.365	39.666	40.398	260.2	17:20:05.172								
5		1:55.278	36.257	39.330	39.691	261.5	17:22:00.450								
6		1:57.245	37.885	39.390	39.970	261.5	17:23:57.695								
7		1:55.055	36.475	38.950	39.630	259.6	17:25:52.750								
8		1:55.198	36.359	38.998	39.841	258.9	17:27:47.948								
9		2:03.061 P	36.419	39.058	47.584	258.3	17:29:51.009								
10		8:16.723	6:56.337	40.035	40.351	197.0	17:38:07.732								
11		1:55.542	36.473	39.127	39.942	257.7	17:40:03.274								
12		<del>1:55.044</del>	36.381	38.945	39.685	260.2	17:41:58.285								
13		2:08.269 P	36.394	39.535	52.340	258.9	17:44:06.554								





Autodromo Nazionale Monza

GT Cup Open Europe

Free Practice - 1


Best Sectors Results



Sector - 1				Sector - 2				Sector - 3				Ideal Lap vs Best Lap				
Clas	Nº	Driver	Time	Nº	Driver	Time	Nº	Driver	Time	Clas	Nº	Driver	Ideal Lap	Best Lap	Clas	
1	26	Darmetko - Janosz	35.831	54	Jan Lauryszen	38.945	54	Jan Lauryszen	39.630	1	54	Jan Lauryszen	1:54.832	1:55.055	1	
2	33	Magdziarz - Pijl	36.121	33	Magdziarz - Pijl	39.227	53	Vandierendonck - Schouten	39.925	2	33	Magdziarz - Pijl	1:55.284	1:55.773	2	
3	54	Jan Lauryszen	36.257	53	Vandierendonck - Schouten	39.305	33	Magdziarz - Pijl	39.936	3	53	Vandierendonck - Schouten	1:55.593	1:55.829	3	
4	53	Vandierendonck - Schouten	36.363	26	Darmetko - Janosz	39.478	100	Dwernicki - Antoszewski	40.183	4	26	Darmetko - Janosz	1:55.693	1:56.372	4	
5	100	Dwernicki - Antoszewski	36.452	100	Dwernicki - Antoszewski	39.773	26	Darmetko - Janosz	40.384	5	100	Dwernicki - Antoszewski	1:56.408	1:56.571	5	
6	27	Marcio Mauro	37.339	32	Fernando Fortes	40.694	32	Fernando Fortes	41.086	6	32	Fernando Fortes	1:59.221	1:59.634	6	
7	32	Fernando Fortes	37.441	27	Marcio Mauro	40.767	27	Marcio Mauro	41.453	7	27	Marcio Mauro	1:59.559	1:59.995	7	
8	44	Pisani - Bozzoni	37.602	44	Pisani - Bozzoni	41.195	44	Pisani - Bozzoni	43.098	8	44	Pisani - Bozzoni	2:01.895	2:02.819	8	
9	126	Albert Estragués	41.688	126	Albert Estragués	45.615	126	Albert Estragués	45.566	9	126	Albert Estragués	2:12.869	2:14.170	9	








**Autodromo Nazionale Monza**  
**GT Cup Open Europe**  
**Free Practice - 1**  
**Best 5 Lap Times**



Cl	N°	Entrant/Team	Nat	Driver 1	Nat	Driver 2	Nat	Vehicle	Cat	Cl	Best 1		Best 2		Best 3		Best 4		Best 5	
											Time	Lap	Time	Lap	Time	Lap	Time	Lap	Time	Lap
1	54	Q1 by EMG Motorsport	BEL	Jan Lauryszen	BEL			Porsche 992 GT3 Cup	PROAM	1	1:55.055	7	1:55.198	8	1:55.278	5	1:55.519	3	1:55.542	11
2	33	Bonaldi Motorsport	ITA	Tomasz Magdziarz	POL	Daan Pijl	NLD	Porsche 911 GT3 Cup gen 2	PROAM	2	1:55.773	17	1:55.788	13	1:55.831	7	1:55.881	16	1:55.921	14
3	53	Q1 by EMG Motorsport	BEL	Nicolas Vandierendonck	BEL	Dirk Schouten	NLD	Porsche 992 GT3 Cup	PROAM	3	1:55.829	17	1:56.090	7	1:56.226	11	1:56.266	12	1:56.365	13
4	26	Q1 by EMG Motorsport	BEL	Maciej Darmetko	POL	Artur Janosz	POL	Porsche 911 GT3 Cup gen 2	PROAM	4	1:56.372	9	1:56.373	5	1:56.671	4	1:56.746	10	1:56.830	11
5	100	Bonaldi Motorsport	ITA	Jakub Dwernicki	POL	Jan Antoszewski	POL	Porsche 911 GT3 Cup gen 2	PROAM	5	1:56.571	15	1:56.814	14	1:57.285	18	1:57.380	5	1:57.413	13
6	32	Three Sixty Racing Team	AND	Fernando Fortes	BRA			Porsche 911 GT3 Cup gen 2	AM	1	1:59.634	14	2:00.336	13	2:01.076	11	2:01.209	9	2:03.589	10
7	27	Three Sixty Racing Team	AND	Marcio Mauro	BRA			Porsche 911 GT3 Cup gen 2	AM	2	1:59.995	15	2:00.060	14	2:00.145	12	2:00.423	13	2:01.208	10
8	44	Eugenio Pisani	ITA	Eugenio Pisani	ITA	Stefano Bozzoni	ITA	Porsche 911 GT3 Cup gen 1	PROAM	6	2:02.819	11	2:02.945	10	2:03.164	5	2:03.262	6	2:03.281	7
9	126	Three Sixty Racing Team	AND	Albert Estragués	ESP			Transam Euro Ford Mustang 2018	AM	3	2:14.170	2	2:36.072	3						





# Autodromo Nazionale Monza

## GT Cup Open Europe

### Free Practice - 1


#### Best 5 Top Speeds

Autodromo Nazionale Monza 5.793 m.



Cl	N°	Entrant/Team	Nat	Driver 1	Nat	Driver 2	Nat	Vehicle	Cat	Cl	Top 1		Top 2		Top 3		Top 4		Top 5		Avg
											Km/h	Lap	Km/h	Lap	Km/h	Lap	Km/h	Lap	Km/h	Lap	
1	26	Q1 by EMG Motorsport	BEL	Maciej Darmetko	POL	Artur Janosz	POL	Porsche 911 GT3 Cup gen 2	PROAM	1	267.9	3	266.6	5	266.0	4	266.0	9	263.4	6	266.0
2	33	Bonaldi Motorsport	ITA	Tomasz Magdziarz	POL	Daan Pijl	NLD	Porsche 911 GT3 Cup gen 2	PROAM	2	266.6	5	266.0	8	265.3	7	264.0	16	264.0	17	265.2
3	100	Bonaldi Motorsport	ITA	Jakub Dwernicki	POL	Jan Antoszewski	POL	Porsche 911 GT3 Cup gen 2	PROAM	3	266.0	4	265.3	7	264.0	12	263.4	10	262.7	6	264.3
4	54	Q1 by EMG Motorsport	BEL	Jan Lauryszen	BEL			Porsche 992 GT3 Cup	PROAM	4	261.5	5	261.5	6	260.2	4	260.2	12	259.6	7	260.6
5	53	Q1 by EMG Motorsport	BEL	Nicolas Vandierendonck	BEL	Dirk Schouten	NLD	Porsche 992 GT3 Cup	PROAM	5	258.9	6	258.9	8	258.3	7	258.3	13	258.3	15	258.6
6	44	Eugenio Pisani	ITA	Eugenio Pisani	ITA	Stefano Bozzoni	ITA	Porsche 911 GT3 Cup gen 1	PROAM	6	256.5	10	254.7	7	250.0	5	248.8	12	242.6	11	250.5
7	32	Three Sixty Racing Team	AND	Fernando Fortes	BRA			Porsche 911 GT3 Cup gen 2	AM	1	254.7	13	248.8	12	243.7	15	237.8	11	230.2	9	243.1
8	27	Three Sixty Racing Team	AND	Marcio Mauro	BRA			Porsche 911 GT3 Cup gen 2	AM	2	251.7	12	239.4	11	236.3	14	234.7	13	231.7	10	238.8
9	126	Three Sixty Racing Team	AND	Albert Estragués	ESP			Transam Euro Ford Mustang 2018	AM	3	190.4	3	164.6	2	118.9	1					158.0





Autodromo Nazionale Monza

GT Cup Open Europe

Free Practice - 1


Fastest Laps Sequence

Autodromo Nazionale Monza 5.793 m.



Lap	Time of Day	Session Time	N°	Entrant/Team	Nat	Driver 1	Nat	Driver 2	Nat	Vehicle	Cat	Time	Km/h
2	17:15:02.626	5:02.626	100	Bonaldi Motorsport	ITA	Jakub Dwernicki	POL	Jan Antoszewski	POL	Porsche 911 GT3 Cup gen 2	PROAM	2:00.488	173.0
2	17:16:13.224	6:13.224	54	Q1 by EMG Motorsport	BEL	Jan Laurysen	BEL			Porsche 992 GT3 Cup	PROAM	1:57.216	177.9
3	17:17:08.465	7:08.465	33	Bonaldi Motorsport	ITA	Tomasz Magdziarz	POL	Daan Pijl	NLD	Porsche 911 GT3 Cup gen 2	PROAM	1:57.057	178.1
3	17:18:08.743	8:08.743	54	Q1 by EMG Motorsport	BEL	Jan Laurysen	BEL			Porsche 992 GT3 Cup	PROAM	1:55.519	180.5
5	17:22:00.450	12:00.450	54	Q1 by EMG Motorsport	BEL	Jan Laurysen	BEL			Porsche 992 GT3 Cup	PROAM	1:55.278	180.9
7	17:25:52.750	15:52.750	54	Q1 by EMG Motorsport	BEL	Jan Laurysen	BEL			Porsche 992 GT3 Cup	PROAM	1:55.055	181.2





Autodromo Nazionale Monza

GT Cup Open Europe


Free Practice - 1

Event Best Maximum Speed



N°	Entrant/Team	Nat	Driver 1	Nat	Driver 2	Nat	Vehicle	Cat	Km/h	Session
24	A&P Racing Team PTT Tech Support		Maciej Blazek		Mateusz Lisowski		Porsche 991 GT3 Cup gen 2	PROAM	270.0	Private test - 2
26	Q1 by EMG Motorsport		Maciej Darmetko		Artur Janosz		Porsche 911 GT3 Cup gen 2	PROAM	268.6	Private test - 2
33	Bonaldi Motorsport		Tomasz Magdziarz		Daan Pijl		Porsche 911 GT3 Cup gen 2	PROAM	266.6	Free Practice - 1
100	Bonaldi Motorsport		Jakub Dwernicki		Jan Antoszewski		Porsche 911 GT3 Cup gen 2	PROAM	266.0	Free Practice - 1
44	Eugenio Pisani		Eugenio Pisani		Stefano Bozzoni		Porsche 911 GT3 Cup gen 1	PROAM	265.3	Private test - 2
54	Q1 by EMG Motorsport		Jan Laurysen				Porsche 992 GT3 Cup	PROAM	262.7	Private test - 1
53	Q1 by EMG Motorsport		Nicolas Vandierendonck		Dirk Schouten		Porsche 992 GT3 Cup	PROAM	261.5	Private test - 2
32	Three Sixty Racing Team		Fernando Fortes				Porsche 911 GT3 Cup gen 2	AM	254.7	Free Practice - 1
27	Three Sixty Racing Team		Marcio Mauro				Porsche 911 GT3 Cup gen 2	AM	251.7	Free Practice - 1
126	Three Sixty Racing Team		Albert Estragués				Transam Euro Ford Mustang 2018	AM	190.4	Free Practice - 1





**Autodromo Nazionale Monza**  
**GT Cup Open Europe**  
**Free Practice - 1**  
**Pit Stop Analysis**



**26** Maciej Darmetko Porsche 911 GT3 Cup gen 2  
 PROAM Artur Janosz Q1 by EMG Motorsport

N°	In Day Time	In Time	Out Time	Pit Time	T. Pit Time	Handicap	Diff.
1	17:26:22.576	17:26:22.576	17:40:20.813	13:58.237	13:58.237		

**27** Marcio Mauro Porsche 911 GT3 Cup gen 2  
 AM Three Sixty Racing Team

N°	In Day Time	In Time	Out Time	Pit Time	T. Pit Time	Handicap	Diff.
1	17:21:50.937	17:21:50.937	17:28:30.470	6:39.533	6:39.533		

**32** Fernando Fortes Porsche 911 GT3 Cup gen 2  
 AM Three Sixty Racing Team

N°	In Day Time	In Time	Out Time	Pit Time	T. Pit Time	Handicap	Diff.
1	17:23:25.053	17:23:25.053	17:28:27.459	5:02.406	5:02.406		

**33** Tomasz Magdziarz Porsche 911 GT3 Cup gen 2  
 PROAM Daan Pijl Bonaldi Motorsport

N°	In Day Time	In Time	Out Time	Pit Time	T. Pit Time	Handicap	Diff.
1	17:26:54.716	17:26:54.716	17:30:47.544	3:52.828	3:52.828		

**44** Eugenio Pisani Porsche 911 GT3 Cup gen 1  
 PROAM Stefano Bozzoni Eugenio Pisani

N°	In Day Time	In Time	Out Time	Pit Time	T. Pit Time	Handicap	Diff.
1	17:27:33.352	17:27:33.352	17:29:05.553	1:32.201	1:32.201		
2	17:41:36.457	17:41:36.457	17:44:42.863	3:06.406	4:38.607		

**53** Nicolas Vandierendonck Porsche 992 GT3 Cup  
 PROAM Dirk Schouten Q1 by EMG Motorsport

N°	In Day Time	In Time	Out Time	Pit Time	T. Pit Time	Handicap	Diff.
1	17:31:48.123	17:31:48.123	17:33:38.130	1:50.007	1:50.007		

**54** Jan Laurysen Porsche 992 GT3 Cup  
 PROAM Q1 by EMG Motorsport

N°	In Day Time	In Time	Out Time	Pit Time	T. Pit Time	Handicap	Diff.
1	17:29:45.607	17:29:45.607	17:36:08.305	6:22.698	6:22.698		

**100** Jakub Dwernicki Porsche 911 GT3 Cup gen 2  
 PROAM Jan Antoszewski Bonaldi Motorsport

N°	In Day Time	In Time	Out Time	Pit Time	T. Pit Time	Handicap	Diff.
1	17:26:51.924	17:26:51.924	17:31:21.474	4:29.550	4:29.550		





Autodromo Nazionale Monza  
GT Cup Open Europe  
Free Practice - 1  
Weather Report



**Air Temperature**  
Sin datos disponibles


**Track Temperature**  
Sin datos disponibles

**Humidity**  
Sin datos disponibles

**Pressure**  
Sin datos disponibles

**Wind Speed**  
Sin datos disponibles

**Wind direction**  
North = 0°/360° Est = 90° South = 180° West = 270°  
Sin datos disponibles



**Autodromo Nazionale Monza**  
**GT Cup Open Europe**  
**Free Practice - 2**  
**Provisional Results**




Cls	N°	Entrant/Team	Nat	Driver 1	Nat	Driver 2	Nat	Vehicle	Cat	Cls	Laps	Best	Time	Gap	Interval	Km/h
1	24	A&P Racing Team PTT Tech Support		Maciej Blazek		Mateusz Lisowski		Porsche 991 GT3 Cup gen 2	PROAM	1	20	18	1:54.271			182.5
2	53	Q1 by EMG Motorsport		Nicolas Vandierendonck		Dirk Schouten		Porsche 992 GT3 Cup	PROAM	2	25	11	1:54.305	0.034	0.034	182.4
3	54	Q1 by EMG Motorsport		Jan Laurysen				Porsche 992 GT3 Cup	PROAM	3	21	12	1:54.403	0.132	0.098	182.2
4	33	Bonaldi Motorsport		Tomasz Magdziarz		Daan Pijl		Porsche 911 GT3 Cup gen 2	PROAM	4	24	15	1:54.538	0.267	0.135	182.0
5	100	Bonaldi Motorsport		Jakub Dwernicki		Jan Antoszewski		Porsche 911 GT3 Cup gen 2	PROAM	5	19	9	1:55.064	0.793	0.526	181.2
6	26	Q1 by EMG Motorsport		Maciej Darmetko		Artur Janosz		Porsche 911 GT3 Cup gen 2	PROAM	6	20	11	1:55.162	0.891	0.098	181.0
7	44	Eugenio Pisani		Eugenio Pisani		Stefano Bozzoni		Porsche 911 GT3 Cup gen 1	PROAM	7	16	9	1:55.694	1.423	0.532	180.2
8	12	Ghinzani Motorsport		Glauco Solieri				Porsche 911 GT3 Cup gen 2	AM	1	22	20	1:57.045	2.774	1.351	178.1
9	32	Three Sixty Racing Team		Fernando Fortes				Porsche 911 GT3 Cup gen 2	AM	2	22	17	1:58.412	4.141	1.367	176.1
10	27	Three Sixty Racing Team		Marcio Mauro				Porsche 911 GT3 Cup gen 2	AM	3	21	8	1:58.578	4.307	0.166	175.8
11	126	Three Sixty Racing Team		Albert Estragués				Transam Euro Ford Mustang 2018	AM	4	6	3	2:05.341	11.070	6.763	166.3

Published at:.....

Track Temp: 25.4 °C Air Temp: 20.5 °C Humidity: 71 % Track Status: DRY

Stewards:	Race Director:	Timekeeper: Luis Angel Garcia Nuñez JOB/I-0020-ESP
-----------	----------------	--





**Autodromo Nazionale Monza**  
**GT Cup Open Europe**  
**Free Practice - 2**  
**Provisional Results by Category**



Autodromo Nazionale Monza 5.793 m.

Cls	Nº	Entrant/Team	Nat	Driver 1	Nat	Driver 2	Nat	Vehicle	Cat	Cls	Laps	Best	Time	Gap	Interval	Km/h
<b>PROAM</b>																
1	24	A&P Racing Team PTT Tech Support	POL	Maciej Blazek	POL	Mateusz Lisowski	POL	Porsche 991 GT3 Cup gen 2	PROAM	1	20	18	1:54.271			182.5
2	53	Q1 by EMG Motorsport	BEL	Nicolas Vandierendonck	BEL	Dirk Schouten	NLD	Porsche 992 GT3 Cup	PROAM	2	25	11	1:54.305	0.034	0.034	182.4
3	54	Q1 by EMG Motorsport	BEL	Jan Laurysen	BEL			Porsche 992 GT3 Cup	PROAM	3	21	12	1:54.403	0.132	0.098	182.2
4	33	Bonaldi Motorsport	ITA	Tomasz Magdziarz	POL	Daan Pijl	NLD	Porsche 911 GT3 Cup gen 2	PROAM	4	24	15	1:54.538	0.267	0.135	182.0
5	100	Bonaldi Motorsport	ITA	Jakub Dwernicki	POL	Jan Antoszewski	POL	Porsche 911 GT3 Cup gen 2	PROAM	5	19	9	1:55.064	0.793	0.526	181.2
6	26	Q1 by EMG Motorsport	BEL	Maciej Darmetko	POL	Artur Janosz	POL	Porsche 911 GT3 Cup gen 2	PROAM	6	20	11	1:55.162	0.891	0.098	181.0
7	44	Eugenio Pisani	ITA	Eugenio Pisani	ITA	Stefano Bozzoni	ITA	Porsche 911 GT3 Cup gen 1	PROAM	7	16	9	1:55.694	1.423	0.532	180.2
<b>AM</b>																
1	12	Ghinzani Motorsport	ITA	Glauco Solieri	ITA			Porsche 911 GT3 Cup gen 2	AM	1	22	20	1:57.045			178.1
2	32	Three Sixty Racing Team	AND	Fernando Fortes	BRA			Porsche 911 GT3 Cup gen 2	AM	2	22	17	1:58.412	1.367	1.367	176.1
3	27	Three Sixty Racing Team	AND	Marcio Mauro	BRA			Porsche 911 GT3 Cup gen 2	AM	3	21	8	1:58.578	1.533	0.166	175.8
4	126	Three Sixty Racing Team	AND	Albert Estragués	ESP			Transam Euro Ford Mustang 2018	AM	4	6	3	2:05.341	8.296	6.763	166.3

Published at:.....

Track Temp: 25.4 °C Air Temp: 20.5 °C Humidity: 71 % Track Status: DRY

Stewards:


Race Director:

Timekeeper: Luis Angel Garcia Nuñez

JOB/I-0020-ESP







**Autodromo Nazionale Monza**  
**GT Cup Open Europe**  
**Free Practice - 2**  
**Provisional Results by Class**



Autodromo Nazionale Monza 5.793 m.


Cls	Nº	Entrant/Team	Nat	Driver 1	Nat	Driver 2	Nat	Vehicle	Cat	Cls	Laps	Best	Time	Gap	Interval	Km/h
<b>GT Open Cup Europe</b>																
1	24	A&P Racing Team PTT Tech Support	POL	Maciej Blazek	POL	Mateusz Lisowski	POL	Porsche 991 GT3 Cup gen 2	PROAM	1	20	18	1:54.271			182.5
2	53	Q1 by EMG Motorsport	BEL	Nicolas Vandierendonck	BEL	Dirk Schouten	NLD	Porsche 992 GT3 Cup	PROAM	2	25	11	1:54.305	0.034	0.034	182.4
3	54	Q1 by EMG Motorsport	BEL	Jan Laurysen	BEL			Porsche 992 GT3 Cup	PROAM	3	21	12	1:54.403	0.132	0.098	182.2
4	33	Bonaldi Motorsport	ITA	Tomasz Magdziarz	POL	Daan Pijl	NLD	Porsche 911 GT3 Cup gen 2	PROAM	4	24	15	1:54.538	0.267	0.135	182.0
5	100	Bonaldi Motorsport	POL	Jakub Dwernicki	POL	Jan Antoszewski	POL	Porsche 911 GT3 Cup gen 2	PROAM	5	19	9	1:55.064	0.793	0.526	181.2
6	26	Q1 by EMG Motorsport	BEL	Maciej Darmetko	POL	Artur Janosz	POL	Porsche 911 GT3 Cup gen 2	PROAM	6	20	11	1:55.162	0.891	0.098	181.0
7	44	Eugenio Pisani	ITA	Eugenio Pisani	ITA	Stefano Bozzoni	ITA	Porsche 911 GT3 Cup gen 1	PROAM	7	16	9	1:55.694	1.423	0.532	180.2
8	12	Ghinzani Motorsport	ITA	Glauco Solieri	ITA			Porsche 911 GT3 Cup gen 2	AM	1	22	20	1:57.045	2.774	1.351	178.1
9	32	Three Sixty Racing Team	AND	Fernando Fortes	BRA			Porsche 911 GT3 Cup gen 2	AM	2	22	17	1:58.412	4.141	1.367	176.1
10	27	Three Sixty Racing Team	AND	Marcio Mauro	BRA			Porsche 911 GT3 Cup gen 2	AM	3	21	8	1:58.578	4.307	0.166	175.8
11	126	Three Sixty Racing Team	AND	Albert Estragués	ESP			Transam Euro Ford Mustang 2018	AM	4	6	3	2:05.341	11.070	6.763	166.3

Published at:.....

Track Temp: 25.4 °C Air Temp: 20.5 °C Humidity: 71 % Track Status: DRY

<b>Stewards:</b>	<b>Race Director:</b>	<b>Timekeeper:</b> Luis Angel García Nuñez JOB/I-0020-ESP
------------------	-----------------------	--





**Autodromo Nazionale Monza**  
**GT Cup Open Europe**  
**Free Practice - 2**  
**Lap Analysis**




**12**      Glauco Solieri      Porsche 911 GT3 Cup gen 2      **26**      Maciej Darmetko      Porsche 911 GT3 Cup gen 2

AM							Ghinzani Motorsport		PROAM		Artur Janosz		Q1 by EMG Motorsport		
Lap	D	Time	Sector 1	Sector 2	Sector 3	T. Spd	Elapsed	Lap	D	Time	Sector 1	Sector 2	Sector 3	T. Spd	Elapsed
1		11:02:54.777	11:01:22.962	46.692	45.123	120.8	11:02:54.777	1		11:02:38.541	11:01:02.226	50.707	45.608	138.8	11:02:38.541
2		2:02.107	38.446	41.408	42.253	213.8	11:04:56.884	2		2:06.706	39.963	44.662	42.081	175.0	11:04:45.247
3		1:59.488	37.309	40.909	41.270	252.3	11:06:56.372	3		2:04.058	39.234	43.558	41.266	201.1	11:06:49.305
4		1:59.267	37.307	40.838	41.122	241.0	11:08:55.639	4		2:14.608	40.475	52.854	41.279	252.9	11:09:03.913
5		1:57.491	36.686	40.121	40.684	264.7	11:10:53.130	5		1:56.792	36.325	40.395	40.072	265.3	11:11:00.705
6		2:11.454 P	37.081	42.229	52.144	263.4	11:13:04.584	6		1:58.160	37.513	40.928	39.719	269.3	11:12:58.865
7		6:50.024	5:20.476	42.009	47.539	190.1	11:19:54.608	7		1:55.368	35.856	39.868	39.644	263.4	11:14:54.233
8		1:58.756	37.215	40.431	41.110	260.8	11:21:53.364	8		1:55.630	35.999	39.277	40.354	265.3	11:16:49.863
9		1:58.765	37.672	40.044	41.049	249.4	11:23:52.129	9		2:01.032 P	36.063	39.275	45.694	267.3	11:18:50.895
10		1:58.205	37.111	39.985	41.109	248.2	11:25:50.334	10		13:32.129	12:11.748	40.348	40.033	200.0	11:32:23.024
11		1:57.979	36.933	40.092	40.954	262.1	11:27:48.313	11		1:55.162	36.150	39.095	39.917	264.7	11:34:18.186
12		1:57.855	36.795	40.055	41.005	263.4	11:29:46.168	12		2:05.787 P	36.690	40.199	48.898	267.3	11:36:23.973
13		1:57.248	36.526	39.982	40.740	262.1	11:31:43.416	13		7:21.349	5:55.334	43.756	42.259	169.5	11:43:45.322
14		1:58.419	36.642	39.874	41.903	264.0	11:33:41.835	14		2:00.514	38.193	40.967	41.354	255.3	11:45:45.836
15		1:57.098	36.570	39.917	40.611	264.7	11:35:38.933	15		1:58.912	36.470	40.766	41.676	262.7	11:47:44.748
16		1:57.067	37.060	39.474	40.533	260.2	11:37:36.000	16		2:01.491	37.616	41.261	42.614	227.8	11:49:46.239
17		2:10.077 P	39.812	41.054	49.211	174.1	11:39:46.077	17		2:01.140	36.634	42.432	42.074	260.8	11:51:47.379
18		8:31.798	7:10.207	40.596	40.995	193.2	11:48:17.875	18		2:00.809	36.728	40.679	43.402	261.5	11:53:48.188
19		1:57.329	36.933	39.828	40.568	262.1	11:50:15.204	19		2:40.537	37.039	42.260	1:21.238	257.7	11:56:28.725
20		1:57.045	37.125	39.535	40.385	253.5	11:52:12.249	20		3:00.433 P	1:25.216	44.422	50.795	78.3	11:59:29.158
21		1:57.391	36.659	39.549	41.183	262.1	11:54:09.640								
22		3:43.448 P	36.647	55.849	1:40.652	262.7	11:57:22.788								

**24**      Maciej Blazek      Porsche 911 GT3 Cup gen 2      **27**      Marcio Mauro      Porsche 911 GT3 Cup gen 2

PROAM							A&P Racing Team PTT Tech		AM		Three Sixty Racing Team				
Lap	D	Time	Sector 1	Sector 2	Sector 3	T. Spd	Elapsed	Lap	D	Time	Sector 1	Sector 2	Sector 3	T. Spd	Elapsed
1		11:04:11.531	11:02:44.797	43.210	43.524	112.7	11:04:11.531	1		11:04:39.455	11:02:56.018	53.275	50.162	148.3	11:04:39.455
2		1:57.619	36.520	40.243	40.856	259.6	11:06:09.150	2		2:13.792	41.365	48.970	43.457	183.3	11:06:53.247
3		1:56.101	36.566	39.554	39.981	260.2	11:08:05.251	3		2:05.366	38.504	44.763	42.099	218.1	11:08:58.613
4		1:56.363	36.493	39.265	40.605	244.3	11:10:01.614	4		2:00.354	38.062	40.973	41.319	224.0	11:10:58.967
5		1:55.653	36.253	39.302	40.098	265.3	11:11:57.267	5		2:01.577	37.883	42.527	41.167	256.5	11:13:00.544
6		1:54.555	35.753	38.980	39.822	266.0	11:13:51.822	6		2:00.091	38.758	40.495	40.838	261.5	11:15:00.635
7		1:54.940	35.984	38.893	40.063	264.7	11:15:46.762	7		1:59.434	37.194	41.377	40.863	259.6	11:17:00.069
8		1:55.101	36.100	39.319	39.682	258.9	11:17:41.863	8		1:58.578	36.960	40.842	40.776	258.9	11:18:58.647
9		1:54.873	35.926	39.128	39.819	265.3	11:19:36.736	9		1:59.022	37.459	40.710	40.853	254.1	11:20:57.669
10		1:55.088	36.083	39.218	39.787	264.0	11:21:31.824	10		2:05.142	37.473	44.327	43.342	264.0	11:23:02.811
11		1:55.532	36.176	39.027	40.329	262.1	11:23:27.356	11		2:14.924 P	38.401	41.106	55.417	222.2	11:25:17.735
12		2:02.951 P	36.017	39.125	47.809	265.3	11:25:30.307	12		10:19.596	8:57.391	40.776	41.429	191.4	11:35:37.331
13		11:58.966	10:35.735	42.427	40.804	177.6	11:37:29.273	13		1:59.303	37.101	41.528	40.674	255.3	11:37:36.634
14		1:55.480	36.330	38.998	40.152	252.3	11:39:24.753	14		1:59.223	37.471	41.017	40.735	254.7	11:39:35.857
15		1:54.347	36.062	38.869	39.416	266.6	11:41:19.100	15		2:14.268 P	38.742	41.427	54.099	252.3	11:41:50.125
16		1:54.451	36.051	38.782	39.618	264.7	11:43:13.551	16		5:58.509	4:36.872	40.600	41.037	189.8	11:47:48.634
17		1:54.514	36.072	38.750	39.692	258.9	11:45:08.065	17		2:03.369	37.210	42.101	44.058	251.7	11:49:52.003
18		1:54.271	36.067	38.690	39.514	264.0	11:47:02.336	18		2:00.529	37.194	40.649	42.686	250.5	11:51:52.532
19		2:02.310 P	36.114	38.573	47.623	264.7	11:49:04.646	19		2:11.570 P	38.059	40.868	52.643	244.3	11:54:04.102
20		3:44.817 P	2:18.182	42.040	44.595	157.4	11:52:49.463	20		6:22.475	4:54.220	44.437	43.818	148.3	12:00:26.577
								21		2:29.242 P	39.811	41.789	1:07.642	236.8	12:02:55.819





**Autodromo Nazionale Monza**  
**GT Cup Open Europe**  
**Free Practice - 2**  
**Lap Analysis**




**32** Fernando Fortes Porsche 911 GT3 Cup gen 2 **44** Eugenio Pisani Porsche 911 GT3 Cup gen 1

AM Three Sixty Racing Team							PROAM Stefano Bozzoni Eugenio Pisani						
Lap D	Time	Sector 1	Sector 2	Sector 3	T. Spd	Elapsed	Lap D	Time	Sector 1	Sector 2	Sector 3	T. Spd	Elapsed
1	11:04:38.386	11:02:53.118	54.073	51.195	142.4	11:04:38.386	1	11:02:43.013	11:01:04.376	51.809	46.828	141.1	11:02:43.013
2	2:13.715	41.752	44.876	47.087	206.5	11:06:52.101	2	1:58.814	37.667	40.566	40.581	230.2	11:04:41.827
3	2:05.529	38.630	44.627	42.272	211.3	11:08:57.630	3	1:56.377	36.695	39.401	40.281	262.7	11:06:38.204
4	2:00.771	38.431	41.057	41.283	226.8	11:10:58.401	4	<del>1:56.336</del>	36.755	<b>39.153</b>	40.428	262.7	11:08:34.540
5	1:59.258	37.386	40.822	41.050	247.7	11:12:57.659	5	<del>2:00.326</del> P	41.503	40.125	47.698	264.7	11:10:43.866
6	1:59.119	<b>36.956</b>	41.098	41.065	262.1	11:14:56.778	6	6:03.776	4:43.885	39.741	40.150	137.0	11:16:47.642
7	1:59.371	37.475	40.869	41.027	254.7	11:16:56.149	7	1:56.811	36.783	39.534	40.494	258.3	11:18:44.453
8	1:59.498	37.313	40.719	41.466	259.6	11:18:55.647	8	2:04.989	<b>36.342</b>	44.024	44.623	270.0	11:20:49.442
9	<del>1:59.728</del>	37.438	40.791	41.499	243.7	11:20:55.375	9	<b>1:55.694</b>	36.659	39.293	<b>39.742</b>	262.1	11:22:45.136
10	<del>2:18.806</del> P	37.820	45.878	55.108	247.1	11:23:14.181	10	2:10.466 P	40.622	40.708	49.136	266.6	11:24:55.602
11	5:30.587	4:08.658	40.701	41.228	176.4	11:28:44.768	11	8:36.967	7:16.842	39.669	40.456	195.6	11:33:32.569
12	1:59.413	37.665	40.334	41.414	236.8	11:30:44.181	12	1:56.317	36.731	39.348	40.238	260.2	11:35:28.886
13	1:59.158	37.378	40.897	<b>40.883</b>	255.3	11:32:43.339	13	1:56.193	36.701	39.317	40.175	263.4	11:37:25.079
14	2:10.953 P	37.152	41.146	52.655	250.0	11:34:54.292	14	2:02.567 P	36.596	39.650	46.321	264.7	11:39:27.646
15	6:37.367	5:12.767	41.082	43.518	97.9	11:41:31.659	15	13:20.515	11:56.788	43.074	40.653	168.7	11:52:48.161
16	2:01.074	39.458	40.588	41.028	223.1	11:43:32.733	16	6:28.374 P	36.627	4:34.889	1:16.858	262.1	11:59:16.535
17	<b>1:58.412</b>	37.165	<b>40.232</b>	41.015	252.9	11:45:31.145	<b>53</b> Nicolas Vandierendonck Porsche 992 GT3 Cup						
18	1:59.011	37.750	40.318	40.943	262.1	11:47:30.156	PROAM Dirk Schouten Q1 by EMG Motorsport						
19	2:03.866	37.057	45.683	41.126	260.8	11:49:34.022	Lap D Time Sector 1 Sector 2 Sector 3 T. Spd Elapsed						
20	2:07.609 P	37.344	40.434	49.831	248.8	11:51:41.631	1	11:02:50.368	11:01:20.436	44.654	45.278	116.7	11:02:50.368
21	<del>5:43.029</del> P	3:01.802	59.868	1:41.359	166.6	11:57:24.660	2	1:59.530	37.608	40.998	40.924	243.2	11:04:49.898
22	3:12.006 P	1:37.741	41.379	52.886	192.1	12:00:36.666	3	1:57.373	36.679	40.609	40.085	258.9	11:06:47.271

**33** Tomasz Magdziarz Porsche 911 GT3 Cup gen 2

PROAM Daan Pijl Bonaldi Motorsport						
Lap D	Time	Sector 1	Sector 2	Sector 3	T. Spd	Elapsed
1	11:06:55.952	11:05:29.963	42.878	43.111	185.8	11:06:55.952
2	1:59.564	37.248	41.036	41.280	250.5	11:08:55.516
3	1:58.988	37.233	40.777	40.978	233.2	11:10:54.504
4	1:57.756	36.567	40.424	40.765	265.3	11:12:52.260
5	1:57.342	36.798	39.967	40.577	260.8	11:14:49.602
6	1:57.188	36.679	40.119	40.390	257.1	11:16:46.790
7	1:57.386	37.001	39.717	40.668	262.7	11:18:44.176
8	1:58.780	36.800	40.477	41.503	260.2	11:20:42.956
9	1:56.698	36.733	39.745	40.220	262.1	11:22:39.654
10	1:56.349	36.550	39.578	40.221	262.1	11:24:36.003
11	2:04.103 P	36.511	39.683	47.909	262.7	11:26:40.106
12	4:31.702	3:11.347	39.702	40.653	200.7	11:31:11.808
13	1:55.940	36.176	38.923	40.841	264.0	11:33:07.748
14	1:55.992	36.380	39.393	40.219	264.0	11:35:03.740
15	<b>1:54.538</b>	<b>36.124</b>	<b>38.909</b>	<b>39.505</b>	264.7	11:36:58.278
16	1:54.746	36.236	38.921	39.589	264.7	11:38:53.024
17	2:01.206 P	36.355	38.971	45.880	262.1	11:40:54.230
18	3:55.165	2:32.716	41.275	41.174	199.6	11:44:49.395
19	1:56.688	36.942	39.573	40.173	260.2	11:46:46.083
20	1:56.145	36.635	39.523	39.987	263.4	11:48:42.228
21	1:56.155	36.596	39.415	40.144	264.0	11:50:38.383
22	1:55.919	36.382	39.343	40.194	261.5	11:52:34.302
23	1:57.730	36.875	40.092	40.763	265.3	11:54:32.032
24	3:34.426 P	36.265	1:15.721	1:42.440	264.0	11:58:06.458





**Autodromo Nazionale Monza**  
**GT Cup Open Europe**  
**Free Practice - 2**  
**Lap Analysis**



**54**

Jan Lauryssen

Porsche 992 GT3 Cup

PROAM

Q1 by EMG Motorsport

Lap	D	Time	Sector 1	Sector 2	Sector 3	T. Spd	Elapsed
1		11:07:20.043	11:05:46.663	47.143	46.237	135.1	11:07:20.043
2		2:03.565	39.953	41.677	41.935	213.8	11:09:23.608
3		1:57.732	36.840	40.008	40.884	255.3	11:11:21.340
4		2:05.122 P	36.634	40.321	48.167	257.1	11:13:26.462
5		3:35.149	2:15.342	39.606	40.201	156.0	11:17:01.611
6		1:56.193	36.388	39.658	40.147	262.1	11:18:57.804
7		1:55.976	36.406	39.665	39.905	260.2	11:20:53.780
8		2:04.120 P	36.363	39.292	48.465	261.5	11:22:57.900
9		5:21.005	3:56.968	42.063	41.974	167.9	11:28:18.905
10		1:56.858	37.448	39.430	39.980	232.7	11:30:15.763
11		1:54.864	36.431	38.860	39.573	259.6	11:32:10.627
12		<b>1:54.403</b>	36.434	<b>38.697</b>	<b>39.272</b>	256.5	11:34:05.030
13		1:55.579	<b>36.064</b>	40.016	39.499	262.7	11:36:00.609
14		2:02.386 P	36.327	38.771	47.288	259.6	11:38:02.995
15		5:26.947	4:07.273	39.476	40.198	199.6	11:43:29.942
16		1:54.522	36.234	38.840	39.448	259.6	11:45:24.464
17		1:54.654	36.296	38.785	39.573	258.9	11:47:19.118
18		1:55.061	36.575	38.770	39.716	259.6	11:49:14.179
19		1:54.916	36.407	38.858	39.651	259.6	11:51:09.095
20		1:54.586	36.355	38.884	39.347	258.3	11:53:03.681
21		<del>2:05.844</del> P	36.327	40.013	49.504	259.6	11:55:09.525

**100**

Jakub Dwernicki

Porsche 911 GT3 Cup gen 2

PROAM

Jan Antoszewski

Bonaldi Motorsport

Lap	D	Time	Sector 1	Sector 2	Sector 3	T. Spd	Elapsed
1		11:03:23.084 P	11:01:47.671	45.033	50.380	174.4	11:03:23.084
2		2:54.071	1:31.842	41.138	41.091	168.7	11:06:17.155
3		1:57.139	36.760	40.043	40.336	260.2	11:08:14.294
4		1:57.719	36.593	40.493	40.633	261.5	11:10:12.013
5		1:57.320	36.805	39.874	40.641	265.3	11:12:09.333
6		2:05.586 P	36.461	40.075	49.050	260.8	11:14:14.919
7		4:35.809	3:15.820	39.587	40.402	199.2	11:18:50.728
8		1:56.306	36.566	39.408	40.332	249.4	11:20:47.034
9		<b>1:55.064</b>	36.419	39.028	39.617	261.5	11:22:42.098
10		1:55.239	36.418	39.380	<b>39.441</b>	258.9	11:24:37.337
11		1:55.651	36.409	39.554	39.688	261.5	11:26:32.988
12		2:01.985 P	<b>36.390</b>	<b>39.023</b>	46.572	265.3	11:28:34.973
13		5:28.994	4:04.755	42.549	41.690	197.4	11:34:03.967
14		1:59.433	36.719	41.702	41.012	262.7	11:36:03.400
15		1:58.091	36.916	40.294	40.881	259.6	11:38:01.491
16		1:57.323	36.770	39.920	40.633	264.0	11:39:58.814
17		1:57.414	36.695	40.143	40.576	261.5	11:41:56.228
18		1:57.218	36.579	39.971	40.668	254.1	11:43:53.446
19		2:12.284 P	36.489	40.294	55.501	264.7	11:46:05.730

**126**

Albert Estragués


Transam Euro Ford Mustang 2018

AM

Three Sixty Racing Team

Lap	D	Time	Sector 1	Sector 2	Sector 3	T. Spd	Elapsed
1		11:05:46.432	11:04:07.664	51.351	47.417	116.2	11:05:46.432
2		2:10.973	43.153	43.918	43.902	171.7	11:07:57.405
3		<b>2:05.341</b>	39.035	42.876	<b>43.430</b>	206.1	11:10:02.746
4		2:16.303 P	40.164	42.304	53.835	196.3	11:12:19.049
5		41:30.481	39:57.233	46.886	46.362	138.6	11:53:49.530
6		<del>2:50.250</del> P	<b>38.754</b>	<b>42.302</b>	1:29.194	205.3	11:56:39.780





Autodromo Nazionale Monza

GT Cup Open Europe

Free Practice - 2


Best Sectors Results



Autodromo Nazionale Monza 5.793 m.

Sector - 1				Sector - 2				Sector - 3				Ideal Lap vs Best Lap				
Clas	Nº	Driver	Time	Nº	Driver	Time	Nº	Driver	Time	Clas	Nº	Driver	Ideal Lap	Best Lap	Clas	
1	24	Blazek - Lisowski	35.753	24	Blazek - Lisowski	38.573	54	Jan Lauryszen	39.272	1	24	Blazek - Lisowski	1:53.742	1:54.271	1	
2	26	Darmetko - Janosz	35.856	53	Vandierendonck - Schouten	38.660	53	Vandierendonck - Schouten	39.402	2	54	Jan Lauryszen	1:54.033	1:54.403	3	
3	54	Jan Lauryszen	36.064	54	Jan Lauryszen	38.697	24	Blazek - Lisowski	39.416	3	53	Vandierendonck - Schouten	1:54.247	1:54.305	2	
4	33	Magdziarz - Pijl	36.124	33	Magdziarz - Pijl	38.909	100	Dwernicki - Antoszewski	39.441	4	33	Magdziarz - Pijl	1:54.538	1:54.538	4	
5	53	Vandierendonck - Schouten	36.185	100	Dwernicki - Antoszewski	39.023	33	Magdziarz - Pijl	39.505	5	26	Darmetko - Janosz	1:54.595	1:55.162	6	
6	44	Pisani - Bozzoni	36.342	26	Darmetko - Janosz	39.095	26	Darmetko - Janosz	39.644	6	100	Dwernicki - Antoszewski	1:54.854	1:55.064	5	
7	100	Dwernicki - Antoszewski	36.390	44	Pisani - Bozzoni	39.153	44	Pisani - Bozzoni	39.742	7	44	Pisani - Bozzoni	1:55.237	1:55.694	7	
8	12	Glauco Solieri	36.526	12	Glauco Solieri	39.474	12	Glauco Solieri	40.385	8	12	Glauco Solieri	1:56.385	1:57.045	8	
9	32	Fernando Fortes	36.956	32	Fernando Fortes	40.232	27	Marcio Mauro	40.674	9	32	Fernando Fortes	1:58.071	1:58.412	9	
10	27	Marcio Mauro	36.960	27	Marcio Mauro	40.495	32	Fernando Fortes	40.883	10	27	Marcio Mauro	1:58.129	1:58.578	10	
11	126	Albert Estragués	38.754	126	Albert Estragués	42.302	126	Albert Estragués	43.430	11	126	Albert Estragués	2:04.486	2:05.341	11	





Autodromo Nazionale Monza

GT Cup Open Europe

Free Practice - 2


Best 5 Lap Times

Autodromo Nazionale Monza 5.793 m.



Cl	N°	Entrant/Team	Nat	Driver 1	Nat	Driver 2	Nat	Vehicle	Cat	Cl	Best 1		Best 2		Best 3		Best 4		Best 5	
											Time	Lap	Time	Lap	Time	Lap	Time	Lap	Time	Lap
1	24	A&P Racing Team PTT Tech Support	POL	Maciej Blazek	POL	Mateusz Lisowski	POL	Porsche 991 GT3 Cup gen 2	PROAM	1	1:54.271	18	1:54.347	15	1:54.451	16	1:54.514	17	1:54.555	6
2	53	Q1 by EMG Motorsport	BEL	Nicolas Vandierendonck	BEL	Dirk Schouten	NLD	Porsche 992 GT3 Cup	PROAM	2	1:54.305	11	1:54.616	21	1:54.716	15	1:54.725	17	1:54.852	16
3	54	Q1 by EMG Motorsport	BEL	Jan Laurysen	BEL			Porsche 992 GT3 Cup	PROAM	3	1:54.403	12	1:54.522	16	1:54.586	20	1:54.654	17	1:54.864	11
4	33	Bonaldi Motorsport	ITA	Tomasz Magdziarz	POL	Daan Pijl	NLD	Porsche 911 GT3 Cup gen 2	PROAM	4	1:54.538	15	1:54.746	16	1:55.919	22	1:55.940	13	1:55.992	14
5	100	Bonaldi Motorsport	ITA	Jakub Dwernicki	POL	Jan Antoszewski	POL	Porsche 911 GT3 Cup gen 2	PROAM	5	1:55.064	9	1:55.239	10	1:55.651	11	1:56.306	8	1:57.139	3
6	26	Q1 by EMG Motorsport	BEL	Maciej Darmetko	POL	Artur Janosz	POL	Porsche 911 GT3 Cup gen 2	PROAM	6	1:55.162	11	1:55.368	7	1:55.630	8	1:56.792	5	1:58.160	6
7	44	Eugenio Pisani	ITA	Eugenio Pisani	ITA	Stefano Bozzoni	ITA	Porsche 911 GT3 Cup gen 1	PROAM	7	1:55.694	9	1:56.193	13	1:56.317	12	1:56.377	3	1:56.811	7
8	12	Ghinzani Motorsport	ITA	Glauco Solieri	ITA			Porsche 911 GT3 Cup gen 2	AM	1	1:57.045	20	1:57.067	16	1:57.098	15	1:57.248	13	1:57.329	19
9	32	Three Sixty Racing Team	AND	Fernando Fortes	BRA			Porsche 911 GT3 Cup gen 2	AM	2	1:58.412	17	1:59.011	18	1:59.119	6	1:59.158	13	1:59.258	5
10	27	Three Sixty Racing Team	AND	Marcio Mauro	BRA			Porsche 911 GT3 Cup gen 2	AM	3	1:58.578	8	1:59.022	9	1:59.223	14	1:59.303	13	1:59.434	7
11	126	Three Sixty Racing Team	AND	Albert Estragués	ESP			Transam Euro Ford Mustang 2018	AM	4	2:05.341	3	2:10.973	2	2:16.303	4	41:30.48	5		





# Autodromo Nazionale Monza

## GT Cup Open Europe

### Free Practice - 2


#### Best 5 Top Speeds

Autodromo Nazionale Monza 5.793 m.



Cl	N°	Entrant/Team	Nat	Driver 1	Nat	Driver 2	Nat	Vehicle	Cat	Cl	Top 1		Top 2		Top 3		Top 4		Top 5		Avg
											Km/h	Lap	Km/h	Lap	Km/h	Lap	Km/h	Lap	Km/h	Lap	
1	44	Eugenio Pisani	ITA	Eugenio Pisani	ITA	Stefano Bozzoni	ITA	Porsche 911 GT3 Cup gen 1	PROAM	1	270.0	8	266.6	10	264.7	5	264.7	14	263.4	13	265.8
2	26	Q1 by EMG Motorsport	BEL	Maciej Darmetko	POL	Artur Janosz	POL	Porsche 911 GT3 Cup gen 2	PROAM	2	269.3	6	267.3	9	267.3	12	265.3	5	265.3	8	266.9
3	24	A&P Racing Team PTT Tech Support	POL	Maciej Blazek	POL	Mateusz Lisowski	POL	Porsche 991 GT3 Cup gen 2	PROAM	3	266.6	15	266.0	6	265.3	5	265.3	9	265.3	12	265.7
4	33	Bonaldi Motorsport	ITA	Tomasz Magdziarz	POL	Daan Pijl	NLD	Porsche 911 GT3 Cup gen 2	PROAM	4	265.3	4	265.3	23	264.7	15	264.7	16	264.0	13	264.8
5	100	Bonaldi Motorsport	ITA	Jakub Dwernicki	POL	Jan Antoszewski	POL	Porsche 911 GT3 Cup gen 2	PROAM	5	265.3	5	265.3	12	264.7	19	264.0	16	262.7	14	264.4
6	12	Ghinzani Motorsport	ITA	Glauco Solieri	ITA			Porsche 911 GT3 Cup gen 2	AM	1	264.7	5	264.7	15	264.0	14	263.4	6	263.4	12	264.0
7	27	Three Sixty Racing Team	BRA	Marcio Mauro	BRA			Porsche 911 GT3 Cup gen 2	AM	2	264.0	10	261.5	6	259.6	7	258.9	8	256.5	5	260.1
8	54	Q1 by EMG Motorsport	BEL	Jan Lauryszen	BEL			Porsche 992 GT3 Cup	PROAM	6	262.7	13	262.1	6	261.5	8	260.2	7	259.6	11	261.2
9	32	Three Sixty Racing Team	BRA	Fernando Fortes	BRA			Porsche 911 GT3 Cup gen 2	AM	3	262.1	6	262.1	18	260.8	19	259.6	8	255.3	13	260.0
10	53	Q1 by EMG Motorsport	BEL	Nicolas Vandierendonck	BEL	Dirk Schouten	NLD	Porsche 992 GT3 Cup	PROAM	7	260.2	5	260.2	13	260.2	15	260.2	20	260.2	21	260.2
11	126	Three Sixty Racing Team	ESP	Albert Estragués	ESP			Transam Euro Ford Mustang 2018	AM	4	206.1	3	205.3	6	196.3	4	171.7	2	138.6	5	183.6





# Autodromo Nazionale Monza

## GT Cup Open Europe

### Free Practice - 2

#### Fastest Laps Sequence


Autodromo Nazionale Monza 5.793 m.



Lap	Time of Day	Session Time	N°	Entrant/Team	Nat	Driver 1	Nat	Driver 2	Nat	Vehicle	Cat	Time	Km/h
2	11:04:41.827	4:41.827	44	Eugenio Pisani	ITA	Eugenio Pisani	ITA	Stefano Bozzoni	ITA	Porsche 911 GT3 Cup gen 1	PROAM	1:58.814	175.5
2	11:06:09.150	6:09.150	24	A&P Racing Team PTT Tech Support	POL	Maciej Blazek	POL	Mateusz Lisowski	POL	Porsche 991 GT3 Cup gen 2	PROAM	1:57.619	177.3
3	11:06:38.204	6:38.204	44	Eugenio Pisani	ITA	Eugenio Pisani	ITA	Stefano Bozzoni	ITA	Porsche 911 GT3 Cup gen 1	PROAM	1:56.377	179.2
3	11:08:05.251	8:05.251	24	A&P Racing Team PTT Tech Support	POL	Maciej Blazek	POL	Mateusz Lisowski	POL	Porsche 991 GT3 Cup gen 2	PROAM	1:56.101	179.6
4	11:08:43.111	8:43.111	53	Q1 by EMG Motorsport	BEL	Nicolas Vandierendonck	BEL	Dirk Schouten	NLD	Porsche 992 GT3 Cup	PROAM	1:55.840	180.0
5	11:11:57.267	11:57.267	24	A&P Racing Team PTT Tech Support	POL	Maciej Blazek	POL	Mateusz Lisowski	POL	Porsche 991 GT3 Cup gen 2	PROAM	1:55.653	180.3
6	11:12:34.301	12:34.301	53	Q1 by EMG Motorsport	BEL	Nicolas Vandierendonck	BEL	Dirk Schouten	NLD	Porsche 992 GT3 Cup	PROAM	1:55.233	180.9
6	11:13:51.822	13:51.822	24	A&P Racing Team PTT Tech Support	POL	Maciej Blazek	POL	Mateusz Lisowski	POL	Porsche 991 GT3 Cup gen 2	PROAM	1:54.555	182.0
11	11:27:02.747	27:02.747	53	Q1 by EMG Motorsport	BEL	Nicolas Vandierendonck	BEL	Dirk Schouten	NLD	Porsche 992 GT3 Cup	PROAM	1:54.305	182.4
18	11:47:02.336	47:02.336	24	A&P Racing Team PTT Tech Support	POL	Maciej Blazek	POL	Mateusz Lisowski	POL	Porsche 991 GT3 Cup gen 2	PROAM	1:54.271	182.5







# Autodromo Nazionale Monza

## GT Cup Open Europe

### Free Practice - 2


#### Event Best Maximum Speed

Autodromo Nazionale Monza 5.793 m.



N°	Entrant/Team	Nat	Driver 1	Nat	Driver 2	Nat	Vehicle	Cat	Km/h	Session
24	A&P Racing Team PTT Tech Support		Maciej Blazek		Mateusz Lisowski		Porsche 991 GT3 Cup gen 2	PROAM	270.0	Private test - 2
44	Eugenio Pisani		Eugenio Pisani		Stefano Bozzoni		Porsche 911 GT3 Cup gen 1	PROAM	270.0	Free Practice - 2
26	Q1 by EMG Motorsport		Maciej Darmetko		Artur Janosz		Porsche 911 GT3 Cup gen 2	PROAM	269.3	Free Practice - 2
33	Bonaldi Motorsport		Tomasz Magdziarz		Daan Pijl		Porsche 911 GT3 Cup gen 2	PROAM	266.6	Free Practice - 1
100	Bonaldi Motorsport		Jakub Dwernicki		Jan Antoszewski		Porsche 911 GT3 Cup gen 2	PROAM	266.0	Free Practice - 1
12	Ghinzani Motorsport		Glauco Solieri				Porsche 911 GT3 Cup gen 2	AM	264.7	Free Practice - 2
27	Three Sixty Racing Team		Marcio Mauro				Porsche 911 GT3 Cup gen 2	AM	264.0	Free Practice - 2
54	Q1 by EMG Motorsport		Jan Lauryssen				Porsche 992 GT3 Cup	PROAM	262.7	Private test - 1
32	Three Sixty Racing Team		Fernando Fortes				Porsche 911 GT3 Cup gen 2	AM	262.1	Free Practice - 2
53	Q1 by EMG Motorsport		Nicolas Vandierendonck		Dirk Schouten		Porsche 992 GT3 Cup	PROAM	261.5	Private test - 2
126	Three Sixty Racing Team		Albert Estragués				Transam Euro Ford Mustang 2018	AM	206.1	Free Practice - 2





**Autodromo Nazionale Monza**  
**GT Cup Open Europe**  
**Free Practice - 2**  
**Pit Stop Analysis**



**12** Glauco Solieri Porsche 911 GT3 Cup gen 2  
 AM Ghinzani Motorsport

N°	In Day Time	In Time	Out Time	Pit Time	T. Pit Time	Handicap	Diff.
1	11:12:59.057	11:12:59.057	11:17:44.810	4:45.753	4:45.753		
2	11:39:40.354	11:39:40.354	11:46:14.898	6:34.544	11:20.297		

**24** Maciej Blazek Porsche 991 GT3 Cup gen 2  
 PROAM Mateusz Lisowski A&P Racing Team PTT Tech Support

N°	In Day Time	In Time	Out Time	Pit Time	T. Pit Time	Handicap	Diff.
1	11:25:24.764	11:25:24.764	11:35:23.938	9:59.174	9:59.174		
2	11:48:59.321	11:48:59.321	11:50:43.719	1:44.398	11:43.572		

**26** Maciej Darmetko Porsche 911 GT3 Cup gen 2  
 PROAM Artur Janosz Q1 by EMG Motorsport

N°	In Day Time	In Time	Out Time	Pit Time	T. Pit Time	Handicap	Diff.
1	11:18:45.652	11:18:45.652	11:30:25.035	11:39.383	11:39.383		
2	11:36:18.629	11:36:18.629	11:41:40.145	5:21.516	17:00.899		

**27** Marcio Mauro Porsche 911 GT3 Cup gen 2  
 AM Three Sixty Racing Team

N°	In Day Time	In Time	Out Time	Pit Time	T. Pit Time	Handicap	Diff.
1	11:25:11.740	11:25:11.740	11:33:36.282	8:24.542	8:24.542		
2	11:41:44.559	11:41:44.559	11:45:46.922	4:02.363	12:26.905		
3	11:53:58.483	11:53:58.483	11:58:12.996	4:14.513	16:41.418		

**32** Fernando Fortes Porsche 911 GT3 Cup gen 2  
 AM Three Sixty Racing Team

N°	In Day Time	In Time	Out Time	Pit Time	T. Pit Time	Handicap	Diff.
1	11:23:08.848	11:23:08.848	11:26:41.108	3:32.260	3:32.260		
2	11:34:49.028	11:34:49.028	11:39:22.440	4:33.412	8:05.672		
3	11:51:36.294	11:51:36.294	11:53:58.024	2:21.730	10:27.402		
4	11:57:16.620	11:57:16.620	11:58:23.435	1:06.815	11:34.217		

**33** Tomasz Magdziarz Porsche 911 GT3 Cup gen 2  
 PROAM Daan Pijl Bonaldi Motorsport

N°	In Day Time	In Time	Out Time	Pit Time	T. Pit Time	Handicap	Diff.
1	11:26:34.223	11:26:34.223	11:29:14.794	2:40.571	2:40.571		
2	11:40:48.798	11:40:48.798	11:42:49.220	2:00.422	4:40.993		

**44** Eugenio Pisani Porsche 911 GT3 Cup gen 1  
 PROAM Stefano Bozzoni Eugenio Pisani

N°	In Day Time	In Time	Out Time	Pit Time	T. Pit Time	Handicap	Diff.
1	11:10:38.679	11:10:38.679	11:14:48.688	4:10.009	4:10.009		
2	11:24:50.291	11:24:50.291	11:31:34.748	6:44.457	10:54.466		
3	11:39:22.438	11:39:22.438	11:50:42.256	11:19.818	22:14.284		

**53** Nicolas Vandierendonck Porsche 992 GT3 Cup  
 PROAM Dirk Schouten Q1 by EMG Motorsport

N°	In Day Time	In Time	Out Time	Pit Time	T. Pit Time	Handicap	Diff.
1	11:14:30.588	11:14:30.588	11:19:06.391	4:35.803	4:35.803		
2	11:30:54.571	11:30:54.571	11:34:03.874	3:09.303	7:45.106		
3	11:43:42.319	11:43:42.319	11:45:34.735	1:52.416	9:37.522		

**54** Jan Laurysen Porsche 992 GT3 Cup  
 PROAM Q1 by EMG Motorsport

N°	In Day Time	In Time	Out Time	Pit Time	T. Pit Time	Handicap	Diff.
1	11:13:21.187	11:13:21.187	11:15:04.015	1:42.828	1:42.828		
2	11:22:52.613	11:22:52.613	11:26:11.951	3:19.338	5:02.166		
3	11:37:57.721	11:37:57.721	11:41:31.814	3:34.093	8:36.259		

**100** Jakub Dwernicki Porsche 911 GT3 Cup gen 2  
 PROAM Jan Antoszewski Bonaldi Motorsport

N°	In Day Time	In Time	Out Time	Pit Time	T. Pit Time	Handicap	Diff.
1	11:03:17.500	11:03:17.500	11:04:16.393	58.893	58.893		
2	11:14:09.278	11:14:09.278	11:16:52.090	2:42.812	3:41.705		
3	11:28:29.369	11:28:29.369	11:32:00.922	3:31.553	7:13.258		

**126** Albert Estragués Transam Euro Ford Mustang 2018  
 AM Three Sixty Racing Team

N°	In Day Time	In Time	Out Time	Pit Time	T. Pit Time	Handicap	Diff.
1	11:12:13.436	11:12:13.436	11:51:30.269	39:16.833	39:16.833		





**Autodromo Nazionale Monza**  
**GT Cup Open Europe**  
**Free Practice - 2**  
**Weather Report**



**Air Temperature**  
 Sin datos disponibles

**Track Temperature**  
 Sin datos disponibles


**Humidity**  
 Sin datos disponibles

**Pressure**  
 Sin datos disponibles

**Wind Speed**  
 Sin datos disponibles

**Wind direction**  
 North = 0°/360° Est = 90° South = 180° West = 270°  
 Sin datos disponibles





# Autodromo Nazionale Monza

## GT Cup Open Europe

### Free Practice - 1 - 2

#### Combined Results




Cls	Nº	Entrant/Team	Nat	Driver 1	Nat	Driver 2	Nat	Vehicle	Cat	Cls	Laps	FP1	FP2	Best	Gap	Interval	Km/h	
1	24	A&P Racing Team PTT Tech Support	POL	Maciej Blazek	POL	Mateusz Lisowski	POL	Porsche 991 GT3 Cup gen 2	PROAM	1	20		1:54.271	18	1:54.271		182.5	
2	53	Q1 by EMG Motorsport	BEL	Nicolas Vandierendonck	BEL	Dirk Schouten	NLD	Porsche 992 GT3 Cup	PROAM	2	43	1:55.829	17	1:54.305	0.034	0.034	182.4	
3	54	Q1 by EMG Motorsport	BEL	Jan Laurysen	BEL			Porsche 992 GT3 Cup	PROAM	3	34	1:55.055	7	1:54.403	0.132	0.098	182.2	
4	33	Bonaldi Motorsport	ITA	Tomasz Magdziarz	POL	Daan Pijl	NLD	Porsche 911 GT3 Cup gen 2	PROAM	4	42	1:55.773	17	1:54.538	0.267	0.135	182.0	
5	100	Bonaldi Motorsport	ITA	Jakub Dwernicki	POL	Jan Antoszewski	POL	Porsche 911 GT3 Cup gen 2	PROAM	5	38	1:56.571	15	1:55.064	0.793	0.526	181.2	
6	26	Q1 by EMG Motorsport	BEL	Maciej Darmetko	POL	Artur Janosz	POL	Porsche 911 GT3 Cup gen 2	PROAM	6	32	1:56.372	9	1:55.162	0.891	0.098	181.0	
7	44	Eugenio Pisani	ITA	Eugenio Pisani	ITA	Stefano Bozzoni	ITA	Porsche 911 GT3 Cup gen 1	PROAM	7	28	2:02.819	11	1:55.694	1.423	0.532	180.2	
8	12	Ghinzani Motorsport	ITA	Glauco Solieri	ITA			Porsche 911 GT3 Cup gen 2	AM	1	22		1:57.045	20	1:57.045	2.774	1.351	178.1
9	32	Three Sixty Racing Team	AND	Fernando Fortes	BRA			Porsche 911 GT3 Cup gen 2	AM	2	37	1:59.634	14	1:58.412	4.141	1.367	176.1	
10	27	Three Sixty Racing Team	AND	Marcio Mauro	BRA			Porsche 911 GT3 Cup gen 2	AM	3	37	1:59.995	15	1:58.578	4.307	0.166	175.8	
11	126	Three Sixty Racing Team	AND	Albert Estragués	ESP			Transam Euro Ford Mustang 2018	AM	4	9	2:14.170	2	2:05.341	11.070	6.763	166.3	

Published at:.....

Stewards:	Race Director:	Timekeeper: Luis Angel García Nuñez <i>[Signature]</i> JOB/I-0020-ESP
-----------	----------------	---





**Autodromo Nazionale Monza**  
**GT Cup Open Europe**  
**Free Practice - 3**  
**Provisional Results**




Cls	N°	Entrant/Team	Nat	Driver 1	Nat	Driver 2	Nat	Vehicle	Cat	Cls	Laps	Best	Time	Gap	Interval	Km/h
1	24	A&P Racing Team PTT Tech Support		Maciej Blazek		Mateusz Lisowski		Porsche 991 GT3 Cup gen 2	PROAM	1	18	8	1:53.696			183.4
2	33	Bonaldi Motorsport		Tomasz Magdziarz		Daan Pijl		Porsche 911 GT3 Cup gen 2	PROAM	2	25	18	1:54.073	0.377	0.377	182.8
3	26	Q1 by EMG Motorsport		Maciej Darmetko		Artur Janosz		Porsche 911 GT3 Cup gen 2	PROAM	3	8	7	1:54.697	1.001	0.624	181.8
4	100	Bonaldi Motorsport		Jakub Dwernicki		Jan Antoszewski		Porsche 911 GT3 Cup gen 2	PROAM	4	24	2	1:56.108	2.412	1.411	179.6
5	44	Eugenio Pisani		Eugenio Pisani		Stefano Bozzoni		Porsche 911 GT3 Cup gen 1	PROAM	5	21	9	1:56.215	2.519	0.107	179.4
6	53	Q1 by EMG Motorsport		Nicolas Vandierendonck		Dirk Schouten		Porsche 992 GT3 Cup	PROAM	6	23	16	1:56.674	2.978	0.459	178.7
7	12	Ghinzani Motorsport		Glauco Solieri				Porsche 911 GT3 Cup gen 2	AM	1	17	12	1:56.736	3.040	0.062	178.6
8	32	Three Sixty Racing Team		Fernando Fortes				Porsche 911 GT3 Cup gen 2	AM	2	5	4	1:58.831	5.135	2.095	175.4
9	27	Three Sixty Racing Team		Marcio Mauro				Porsche 911 GT3 Cup gen 2	AM	3	9	7	1:59.066	5.370	0.235	175.1
10	126	Three Sixty Racing Team		Albert Estragués				Transam Euro Ford Mustang 2018	AM	4	2	2	31:55.559	30:01.86	29:56.49	10.8

Published at:.....

Track Temp: 35.8 °C Air Temp: 24.6 °C Humidity: 54 % Track Status: DRY

<b>Stewards:</b>	<b>Race Director:</b>	<b>Timekeeper:</b> Luis Angel Garcia Nuñez JOB/I-0020-ESP
------------------	-----------------------	---





**Autodromo Nazionale Monza**  
**GT Cup Open Europe**  
**Free Practice - 3**  
**Provisional Results by Category**



Autodromo Nazionale Monza 5.793 m.


Cls	Nº	Entrant/Team	Nat	Driver 1	Nat	Driver 2	Nat	Vehicle	Cat	Cls	Laps	Best	Time	Gap	Interval	Km/h
<b>PROAM</b>																
1	24	A&P Racing Team PTT Tech Support	POL	Maciej Blazek	POL	Mateusz Lisowski	POL	Porsche 991 GT3 Cup gen 2	PROAM	1	18	8	1:53.696			183.4
2	33	Bonaldi Motorsport	ITA	Tomasz Magdziarz	POL	Daan Pijl	NLD	Porsche 911 GT3 Cup gen 2	PROAM	2	25	18	1:54.073	0.377	0.377	182.8
3	26	Q1 by EMG Motorsport	BEL	Maciej Darmetko	POL	Artur Janosz	POL	Porsche 911 GT3 Cup gen 2	PROAM	3	8	7	1:54.697	1.001	0.624	181.8
4	100	Bonaldi Motorsport	ITA	Jakub Dwernicki	POL	Jan Antoszewski	POL	Porsche 911 GT3 Cup gen 2	PROAM	4	24	2	1:56.108	2.412	1.411	179.6
5	44	Eugenio Pisani	ITA	Eugenio Pisani	ITA	Stefano Bozzoni	ITA	Porsche 911 GT3 Cup gen 1	PROAM	5	21	9	1:56.215	2.519	0.107	179.4
6	53	Q1 by EMG Motorsport	BEL	Nicolas Vandierendonck	BEL	Dirk Schouten	NLD	Porsche 992 GT3 Cup	PROAM	6	23	16	1:56.674	2.978	0.459	178.7
<b>AM</b>																
1	12	Ghinzani Motorsport	ITA	Glauco Solieri	ITA			Porsche 911 GT3 Cup gen 2	AM	1	17	12	1:56.736			178.6
2	32	Three Sixty Racing Team	AND	Fernando Fortes	BRA			Porsche 911 GT3 Cup gen 2	AM	2	5	4	1:58.831	2.095	2.095	175.4
3	27	Three Sixty Racing Team	AND	Marcio Mauro	BRA			Porsche 911 GT3 Cup gen 2	AM	3	9	7	1:59.066	2.330	0.235	175.1
4	126	Three Sixty Racing Team	AND	Albert Estragués	ESP			Transam Euro Ford Mustang 2018	AM	4	2	2	31:55.559	29:58.82	29:56.49	10.8

Published at:.....

Track Temp: 35.8 °C Air Temp: 24.6 °C Humidity: 54 % Track Status: DRY

<b>Stewards:</b>	<b>Race Director:</b>	<b>Timekeeper:</b> Luis Angel García Nuñez JOB/I-0020-ESP
------------------	-----------------------	--





**Autodromo Nazionale Monza**  
**GT Cup Open Europe**  
**Free Practice - 3**  
**Provisional Results by Class**




Cls	Nº	Entrant/Team	Nat	Driver 1	Nat	Driver 2	Nat	Vehicle	Cat	Cls	Laps	Best	Time	Gap	Interval	Km/h
<b>GT Open Cup Europe</b>																
1	24	A&P Racing Team PTT Tech Support	POL	Maciej Blazek	POL	Mateusz Lisowski	POL	Porsche 991 GT3 Cup gen 2	PROAM	1	18	8	1:53.696			183.4
2	33	Bonaldi Motorsport	ITA	Tomasz Magdziarz	POL	Daan Pijl	NLD	Porsche 911 GT3 Cup gen 2	PROAM	2	25	18	1:54.073	0.377	0.377	182.8
3	26	Q1 by EMG Motorsport	BEL	Maciej Darmetko	POL	Artur Janosz	POL	Porsche 911 GT3 Cup gen 2	PROAM	3	8	7	1:54.697	1.001	0.624	181.8
4	100	Bonaldi Motorsport	ITA	Jakub Dwernicki	POL	Jan Antoszewski	POL	Porsche 911 GT3 Cup gen 2	PROAM	4	24	2	1:56.108	2.412	1.411	179.6
5	44	Eugenio Pisani	ITA	Eugenio Pisani	ITA	Stefano Bozzoni	ITA	Porsche 911 GT3 Cup gen 1	PROAM	5	21	9	1:56.215	2.519	0.107	179.4
6	53	Q1 by EMG Motorsport	BEL	Nicolas Vandierendonck	BEL	Dirk Schouten	NLD	Porsche 992 GT3 Cup	PROAM	6	23	16	1:56.674	2.978	0.459	178.7
7	12	Ghinzani Motorsport	ITA	Glauco Solieri	ITA			Porsche 911 GT3 Cup gen 2	AM	1	17	12	1:56.736	3.040	0.062	178.6
8	32	Three Sixty Racing Team	AND	Fernando Fortes	BRA			Porsche 911 GT3 Cup gen 2	AM	2	5	4	1:58.831	5.135	2.095	175.4
9	27	Three Sixty Racing Team	AND	Marcio Mauro	BRA			Porsche 911 GT3 Cup gen 2	AM	3	9	7	1:59.066	5.370	0.235	175.1
10	126	Three Sixty Racing Team	AND	Albert Estragués	ESP			Transam Euro Ford Mustang 2018	AM	4	2	2	31:55.559	30:01.86	29:56.49	10.8

Published at:.....

Track Temp: 35.8 °C Air Temp: 24.6 °C Humidity: 54 % Track Status: DRY

<b>Stewards:</b>	<b>Race Director:</b>	<b>Timekeeper:</b> Luis Angel García Nuñez JOB/I-0020-ESP
------------------	-----------------------	--





**Autodromo Nazionale Monza**  
**GT Cup Open Europe**  
**Free Practice - 3**  
**Lap Analysis**



**12**      Glauco Solieri      Porsche 911 GT3 Cup gen 2      **27**      Marcio Mauro      Porsche 911 GT3 Cup gen 2


AM      Ghinzani Motorsport							AM      Three Sixty Racing Team								
Lap	D	Time	Sector 1	Sector 2	Sector 3	T. Spd	Elapsed	Lap	D	Time	Sector 1	Sector 2	Sector 3	T. Spd	Elapsed
1		15:15:58.579	15:14:23.732	46.259	48.588	135.5	15:15:58.579	1		15:13:18.349	15:11:44.698	47.946	45.705	146.3	15:13:18.349
2		2:00.936	37.859	41.602	41.475	239.4	15:17:59.515	2		2:03.101	39.423	42.102	41.576	189.1	15:15:21.450
3		1:58.262	36.849	40.514	40.899	258.3	15:19:57.777	3		2:00.658	37.916	41.364	41.378	241.0	15:17:22.108
4		1:57.538	36.792	40.017	40.729	260.8	15:21:55.315	4		1:59.738	37.721	41.016	41.001	236.3	15:19:21.846
5		1:57.456	36.758	40.329	40.369	261.5	15:23:52.771	5		1:59.602	37.230	41.298	41.074	252.3	15:21:21.448
6		2:13.532 P	37.267	40.070	56.195	264.0	15:26:06.303	6		2:00.489	37.254	42.131	41.104	250.5	15:23:21.937
7		5:41.568	4:18.861	41.952	40.755	118.9	15:31:47.871	7		1:59.066	37.162	41.231	40.673	253.5	15:25:21.003
8		1:56.801	36.721	39.678	40.402	262.7	15:33:44.672	8		2:00.111	37.821	41.531	40.759	243.2	15:27:21.114
9		1:58.090	36.935	39.878	41.277	258.3	15:35:42.762	9		4:27.878 P	1:04.694	1:37.294	1:45.890	258.3	15:31:48.992
10		2:08.495 P	37.149	39.923	51.423	260.2	15:37:51.257	<b>32</b> Fernando Fortes      Porsche 911 GT3 Cup gen 2							
11		6:00.622	4:39.208	40.723	40.691	109.8	15:43:51.879	AM      Three Sixty Racing Team							
12		1:56.736	36.701	39.742	40.293	260.8	15:45:48.615	Lap	D	Time	Sector 1	Sector 2	Sector 3	T. Spd	Elapsed
13		1:56.776	36.583	39.725	40.468	263.4	15:47:45.391	1		15:13:16.621	15:11:38.855	47.944	49.822	161.1	15:13:16.621
14		1:58.042	37.102	40.156	40.784	257.1	15:49:43.433	2		2:02.581	39.916	41.254	41.411	197.8	15:15:19.202
15		1:56.945	36.819	39.858	40.268	260.8	15:51:40.378	3		2:01.239	37.921	41.776	41.542	252.3	15:17:20.441
16		1:57.039	36.519	39.721	40.799	261.5	15:53:37.417	4		1:58.831	37.391	40.601	40.839	254.7	15:19:19.272
17		2:13.435 P	42.116	40.628	50.691	203.7	15:55:50.852	5		2:25.185 P	37.198	45.286	1:02.701	258.9	15:21:44.457

**24**      Maciej Blazek      Porsche 991 GT3 Cup gen 2      **33**      Tomasz Magdziarz      Porsche 911 GT3 Cup gen 2

PROAM      Mateusz Lisowski      A&P Racing Team PTT Tech							PROAM      Daan Pijl      Bonaldi Motorsport								
Lap	D	Time	Sector 1	Sector 2	Sector 3	T. Spd	Elapsed	Lap	D	Time	Sector 1	Sector 2	Sector 3	T. Spd	Elapsed
1		15:12:52.292	15:11:23.715	43.185	45.392	173.0	15:12:52.292	1		15:13:00.840 P	15:11:13.724	48.439	58.677	144.3	15:13:00.840
2		1:55.912	36.767	39.269	39.876	231.2	15:14:48.204	2		3:36.514	2:13.500	41.621	41.393	170.3	15:16:37.354
3		1:54.929	35.911	39.194	39.824	265.3	15:16:43.133	3		1:58.570	36.647	40.336	41.587	252.9	15:18:35.924
4		1:54.012	35.887	38.870	39.255	266.0	15:18:37.145	4		1:57.623	36.452	40.426	40.745	262.7	15:20:33.547
5		1:53.961	35.991	38.818	39.152	267.9	15:20:31.106	5		1:57.775	36.841	40.118	40.816	263.4	15:22:31.322
6		2:00.523 P	35.927	39.137	45.459	265.3	15:22:31.629	6		1:57.358	36.628	39.977	40.753	259.6	15:24:28.680
7		3:36.035	2:17.556	39.077	39.402	204.1	15:26:07.664	7		2:05.639 P	36.895	40.211	48.533	262.7	15:26:34.319
8		1:53.696	35.826	38.704	39.166	265.3	15:28:01.360	8		4:33.244	3:09.281	41.551	42.412	185.8	15:31:07.563
9		1:54.020	35.859	38.951	39.210	266.6	15:29:55.380	9		1:58.968	36.534	41.979	40.455	260.8	15:33:06.531
10		2:05.508 P	36.186	38.722	50.600	263.4	15:32:00.888	10		1:55.207	36.239	39.331	39.637	262.7	15:35:01.738
11		7:11.177	5:46.640	42.289	42.248	104.6	15:39:12.065	11		1:57.223	37.402	39.819	40.002	263.4	15:36:58.961
12		1:56.765	36.594	39.587	40.584	255.9	15:41:08.830	12		1:55.850	36.456	39.493	39.901	260.2	15:38:54.811
13		1:55.807	36.340	39.540	39.927	261.5	15:43:04.637	13		1:55.228	36.245	39.125	39.858	263.4	15:40:50.039
14		1:55.291	36.220	39.385	39.686	261.5	15:44:59.928	14		1:55.166	36.472	39.025	39.669	262.7	15:42:45.205
15		1:55.400	36.303	39.224	39.873	260.8	15:46:55.328	15		2:04.514 P	36.470	39.767	48.277	262.1	15:44:49.719
16		1:55.884	36.606	39.187	40.091	243.7	15:48:51.212	16		4:09.476	2:48.188	39.016	42.272	152.3	15:48:59.195
17		2:01.515 P	36.577	39.427	45.511	231.7	15:50:52.727	17		1:54.134	36.149	38.704	39.281	264.7	15:50:53.329
18		4:27.656 P	3:02.185	39.784	45.687	203.3	15:55:20.383	18		1:54.073	36.198	38.472	39.403	262.1	15:52:47.402
<b>26</b> Maciej Darmetko      Porsche 911 GT3 Cup gen 2							19      2:15.837 P      50.022      39.953      45.862      264.0      15:55:03.239								
PROAM      Artur Janosz      Q1 by EMG Motorsport							20      3:19.453      1:59.456      40.573      39.424      201.4      15:58:22.692								
Lap	D	Time	Sector 1	Sector 2	Sector 3	T. Spd	Elapsed	Lap	D	Time	Sector 1	Sector 2	Sector 3	T. Spd	Elapsed
1		15:12:57.964	15:11:15.317	54.269	48.378	141.1	15:12:57.964	21		1:54.173	36.036	38.659	39.478	265.3	16:00:16.865
2		2:08.454	40.064	44.355	44.035	165.3	15:15:06.418	22		1:54.325	36.158	38.825	39.342	264.7	16:02:11.190
3		2:03.822	40.424	40.945	42.453	154.2	15:17:10.240	23		1:59.195	36.467	40.764	41.964	266.0	16:04:10.385
4		2:01.328	37.001	43.631	40.696	252.9	15:19:11.568	24		1:54.139	36.094	38.588	39.457	264.7	16:06:04.524
5		2:35.319 P	43.782	50.738	1:00.799	159.2	15:21:46.887	25		2:01.754 P	36.267	40.217	45.270	262.7	16:08:06.278
6		7:48.080	6:21.616	45.184	41.280	147.7	15:29:34.967								
7		1:54.697	36.268	38.886	39.543	264.0	15:31:29.664								
8		2:54.430 P	58.220	55.831	1:00.379	263.4	15:34:24.094								








**Autodromo Nazionale Monza**  
**GT Cup Open Europe**  
**Free Practice - 3**  
**Lap Analysis**



44 Eugenio Pisani Porsche 911 GT3 Cup gen 1							100 Jakob Dwernicki Porsche 911 GT3 Cup gen 2								
PROAM Stefano Bozzoni			Eugenio Pisani				PROAM			Jan Antoszewski				Bonaldi Motorsport	
Lap	D	Time	Sector 1	Sector 2	Sector 3	T. Spd	Elapsed	Lap	D	Time	Sector 1	Sector 2	Sector 3	T. Spd	Elapsed
1		15:12:18.042	15:10:51.622	43.414	43.006	150.4	15:12:18.042	1		15:13:12.092	15:11:51.155	40.296	40.641	196.0	15:13:12.092
2		1:58.422	37.236	40.621	40.565	244.3	15:14:16.464	2		1:56.108	36.819	39.446	39.843	259.6	15:15:08.200
3		1:57.943	37.237	40.129	40.577	249.4	15:16:14.407	3		1:56.228	36.962	39.612	39.654	260.2	15:17:04.428
4		1:57.297	36.999	39.621	40.677	255.9	15:18:11.704	4		1:56.116	37.059	39.386	39.671	248.8	15:19:00.544
5		1:56.573	36.825	39.597	40.151	261.5	15:20:08.277	5		2:06.886 P	36.614	42.983	47.289	262.7	15:21:07.430
6		1:56.449	36.510	39.736	40.203	263.4	15:22:04.726	6		4:06.225 P	2:27.017	46.633	52.575	113.3	15:25:13.655
7		2:02.039 P	36.468	39.530	46.041	263.4	15:24:06.765	7		4:17.037	2:51.382	43.461	42.194	173.6	15:29:30.692
8		3:43.034	2:22.606	39.935	40.493	130.4	15:27:49.799	8		1:58.510	36.918	40.392	41.200	255.9	15:31:29.202
9		1:56.215	36.440	39.573	40.202	262.7	15:29:46.014	9		1:59.644	37.958	40.388	41.298	250.0	15:33:28.846
10		2:00.346	40.201	39.781	40.364	262.7	15:31:46.360	10		1:57.788	37.029	40.019	40.740	258.3	15:35:26.634
11		2:02.826 P	36.587	39.805	46.434	262.1	15:33:49.186	11		1:57.398	36.805	40.107	40.486	258.3	15:37:24.032
12		9:30.807	7:51.397	50.771	48.639	103.5	15:43:19.993	12		1:57.545	36.710	40.245	40.590	262.7	15:39:21.577
13		2:12.908	46.194	44.777	41.937	188.1	15:45:32.901	13		1:57.176	36.719	40.154	40.303	253.5	15:41:18.753
14		1:58.494	37.468	40.285	40.741	244.3	15:47:31.395	14		2:30.821 P	1:00.021	41.239	49.561	257.1	15:43:49.574
15		2:04.873 P	37.029	40.102	47.742	257.1	15:49:36.268	15		5:54.428	4:32.214	40.753	41.461	199.2	15:49:44.002
16		5:23.795	4:00.596	42.260	40.939	198.1	15:55:00.063	16		1:58.383	36.997	40.288	41.098	246.0	15:51:42.385
17		1:58.845	36.974	41.146	40.725	258.9	15:56:58.908	17		1:58.580	36.761	40.397	41.422	250.0	15:53:40.965
18		2:03.163 P	36.767	39.851	46.545	260.2	15:59:02.071	18		1:57.776	36.615	40.330	40.831	260.8	15:55:38.741
19		9:40.149	8:19.100	40.207	40.842	197.8	16:08:42.220	19		1:58.505	36.728	41.243	40.534	259.6	15:57:37.246
20		1:57.309	36.747	40.101	40.461	262.1	16:10:39.529	20		1:58.026	37.014	40.316	40.696	254.1	15:59:35.272
21		2:02.519 P	36.755	39.783	45.981	254.7	16:12:42.048	21		1:58.109	36.965	40.345	40.799	254.7	16:01:33.381

53 Nicolas Vandierendonck Porsche 992 GT3 Cup							126 Albert Estragués Transam Euro Ford Mustang 2018								
PROAM Dirk Schouten			Q1 by EMG Motorsport				AM			Three Sixty Racing Team					
Lap	D	Time	Sector 1	Sector 2	Sector 3	T. Spd	Elapsed	Lap	D	Time	Sector 1	Sector 2	Sector 3	T. Spd	Elapsed
1		15:15:07.278	15:13:11.359	55.619	1:00.300	121.0	15:15:07.278	1		15:14:18.410 P	15:12:30.752	49.136	58.522	129.0	15:14:18.410
2		2:19.250	44.126	46.467	48.657	186.2	15:17:26.528	2		31:55.559 P	30:16.628	46.292	52.639	125.7	15:46:13.969
3		2:00.849	37.370	41.628	41.851	247.1	15:19:27.377								
4		1:59.430	37.527	40.432	41.471	257.7	15:21:26.807								
5		1:58.515	37.083	40.632	40.800	258.3	15:23:25.322								
6		1:57.133	36.848	39.748	40.537	259.6	15:25:22.455								
7		1:58.010	36.529	40.737	40.744	258.9	15:27:20.465								
8		2:05.723 P	36.719	41.191	47.813	257.7	15:29:26.188								
9		5:10.897	3:49.561	40.491	40.845	197.8	15:34:37.085								
10		1:57.686	36.725	40.094	40.867	256.5	15:36:34.771								
11		1:57.282	36.700	40.172	40.410	258.3	15:38:32.053								
12		1:57.412	36.685	39.810	40.917	257.7	15:40:29.465								
13		2:07.964 P	36.723	40.970	50.271	257.1	15:42:37.429								
14		5:43.665	4:22.162	40.512	40.991	194.2	15:48:21.094								
15		1:57.745	36.686	39.913	41.146	257.7	15:50:18.839								
16		1:56.674	36.569	39.560	40.545	258.3	15:52:15.513								
17		1:56.990	36.623	39.929	40.438	258.9	15:54:12.503								
18		2:01.999	38.957	41.852	41.190	257.1	15:56:14.502								
19		1:57.722	36.916	39.661	41.145	257.1	15:58:12.224								
20		1:58.001	36.678	39.933	41.390	257.7	16:00:10.225								
21		1:57.525	36.667	40.087	40.771	258.3	16:02:07.750								
22		1:57.321	36.895	39.839	40.587	258.3	16:04:05.071								
23		2:07.568 P	36.743	40.631	50.194	257.7	16:06:12.639								





Autodromo Nazionale Monza

GT Cup Open Europe


Free Practice - 3

Best Sectors Results



Sector - 1				Sector - 2				Sector - 3				Ideal Lap vs Best Lap				
Clas	Nº	Driver	Time	Nº	Driver	Time	Nº	Driver	Time	Clas	Nº	Driver	Ideal Lap	Best Lap	Clas	
1	24	Blazek - Lisowski	35.826	33	Magdziarz - Pijl	38.472	24	Blazek - Lisowski	39.152	1	24	Blazek - Lisowski	1:53.682	1:53.696	1	
2	33	Magdziarz - Pijl	36.036	24	Blazek - Lisowski	38.704	33	Magdziarz - Pijl	39.281	2	33	Magdziarz - Pijl	1:53.789	1:54.073	2	
3	26	Darmetko - Janosz	36.268	26	Darmetko - Janosz	38.886	26	Darmetko - Janosz	39.543	3	26	Darmetko - Janosz	1:54.697	1:54.697	3	
4	44	Pisani - Bozzoni	36.440	100	Dwernicki - Antoszewski	39.386	100	Dwernicki - Antoszewski	39.654	4	100	Dwernicki - Antoszewski	1:55.654	1:56.108	4	
5	12	Glauco Solieri	36.519	44	Pisani - Bozzoni	39.530	44	Pisani - Bozzoni	40.151	5	44	Pisani - Bozzoni	1:56.121	1:56.215	5	
6	53	Vandierendonck - Schouten	36.529	53	Vandierendonck - Schouten	39.560	12	Glauco Solieri	40.268	6	12	Glauco Solieri	1:56.465	1:56.736	7	
7	100	Dwernicki - Antoszewski	36.614	12	Glauco Solieri	39.678	53	Vandierendonck - Schouten	40.410	7	53	Vandierendonck - Schouten	1:56.499	1:56.674	6	
8	27	Marcio Mauro	37.162	32	Fernando Fortes	40.601	27	Marcio Mauro	40.673	8	32	Fernando Fortes	1:58.638	1:58.831	8	
9	32	Fernando Fortes	37.198	27	Marcio Mauro	41.016	32	Fernando Fortes	40.839	9	27	Marcio Mauro	1:58.851	1:59.066	9	
10	126	Albert Estragués	Transpond	126	Albert Estragués	46.292	126	Albert Estragués	52.639	10	126	Albert Estragués	Transpon	Transpon	10	





Autodromo Nazionale Monza

GT Cup Open Europe

Free Practice - 3


Best 5 Lap Times

Autodromo Nazionale Monza 5.793 m.



Cl	N°	Entrant/Team	Nat	Driver 1	Nat	Driver 2	Nat	Vehicle	Cat	Cl	Best 1		Best 2		Best 3		Best 4		Best 5	
											Time	Lap	Time	Lap	Time	Lap	Time	Lap	Time	Lap
1	24	A&P Racing Team PTT Tech Support		Maciej Blazek		Mateusz Lisowski		Porsche 991 GT3 Cup gen 2	PROAM	1	1:53.696	8	1:53.961	5	1:54.012	4	1:54.020	9	1:54.929	3
2	33	Bonaldi Motorsport		Tomasz Magdziarz		Daan Pijl		Porsche 911 GT3 Cup gen 2	PROAM	2	1:54.073	18	1:54.134	17	1:54.139	24	1:54.173	21	1:54.325	22
3	26	Q1 by EMG Motorsport		Maciej Darmetko		Artur Janosz		Porsche 911 GT3 Cup gen 2	PROAM	3	1:54.697	7	2:01.328	4	2:03.822	3	2:08.454	2	2:35.319	5
4	100	Bonaldi Motorsport		Jakub Dwernicki		Jan Antoszewski		Porsche 911 GT3 Cup gen 2	PROAM	4	1:56.108	2	1:56.116	4	1:56.228	3	1:57.176	13	1:57.398	11
5	44	Eugenio Pisani		Eugenio Pisani		Stefano Bozzoni		Porsche 911 GT3 Cup gen 1	PROAM	5	1:56.215	9	1:56.449	6	1:56.573	5	1:57.297	4	1:57.309	20
6	53	Q1 by EMG Motorsport		Nicolas Vandierendonck		Dirk Schouten		Porsche 992 GT3 Cup	PROAM	6	1:56.674	16	1:56.990	17	1:57.133	6	1:57.282	11	1:57.321	22
7	12	Ghinzani Motorsport		Glauco Solieri				Porsche 911 GT3 Cup gen 2	AM	1	1:56.736	12	1:56.776	13	1:56.801	8	1:56.945	15	1:57.039	16
8	32	Three Sixty Racing Team		Fernando Fortes				Porsche 911 GT3 Cup gen 2	AM	2	1:58.831	4	2:01.239	3	2:02.581	2	2:25.185	5		
9	27	Three Sixty Racing Team		Marcio Mauro				Porsche 911 GT3 Cup gen 2	AM	3	1:59.066	7	1:59.602	5	1:59.738	4	2:00.111	8	2:00.489	6
10	126	Three Sixty Racing Team		Albert Estragués				Transam Euro Ford Mustang 2018	AM	4	31:55.55	2								





# Autodromo Nazionale Monza

## GT Cup Open Europe

### Free Practice - 3


#### Best 5 Top Speeds

Autodromo Nazionale Monza 5.793 m.



Cl	N°	Entrant/Team	Nat	Driver 1	Nat	Driver 2	Nat	Vehicle	Cat	Cl	Top 1		Top 2		Top 3		Top 4		Top 5		Avg
											Km/h	Lap	Km/h	Lap	Km/h	Lap	Km/h	Lap	Km/h	Lap	
1	24	A&P Racing Team PTT Tech Support		Maciej Blazek		Mateusz Lisowski		Porsche 991 GT3 Cup gen 2	PROAM	1	267.9	5	266.6	9	266.0	4	265.3	3	265.3	6	266.2
2	33	Bonaldi Motorsport		Tomasz Magdziarz		Daan Pijl		Porsche 911 GT3 Cup gen 2	PROAM	2	266.0	23	265.3	21	264.7	17	264.7	22	264.7	24	265.0
3	12	Ghinzani Motorsport		Glauco Solieri				Porsche 911 GT3 Cup gen 2	AM	1	264.0	6	263.4	13	262.7	8	261.5	5	261.5	16	262.6
4	26	Q1 by EMG Motorsport		Maciej Darmetko		Artur Janosz		Porsche 911 GT3 Cup gen 2	PROAM	3	264.0	7	263.4	8	252.9	4	165.3	2	159.2	5	221.0
5	44	Eugenio Pisani		Eugenio Pisani		Stefano Bozzoni		Porsche 911 GT3 Cup gen 1	PROAM	4	263.4	6	263.4	7	262.7	9	262.7	10	262.1	11	262.9
6	100	Bonaldi Motorsport		Jakub Dwernicki		Jan Antoszewski		Porsche 911 GT3 Cup gen 2	PROAM	5	262.7	5	262.7	12	262.1	22	260.8	18	260.2	3	261.7
7	53	Q1 by EMG Motorsport		Nicolas Vandierendonck		Dirk Schouten		Porsche 992 GT3 Cup	PROAM	6	259.6	6	258.9	7	258.9	17	258.3	5	258.3	11	258.8
8	32	Three Sixty Racing Team		Fernando Fortes				Porsche 911 GT3 Cup gen 2	AM	2	258.9	5	254.7	4	252.3	3	197.8	2	161.1	1	225.0
9	27	Three Sixty Racing Team		Marcio Mauro				Porsche 911 GT3 Cup gen 2	AM	3	258.3	9	253.5	7	252.3	5	250.5	6	243.2	8	251.6
10	126	Three Sixty Racing Team		Albert Estragués				Transam Euro Ford Mustang 2018	AM	4	129.0	1	125.7	2							127.3





Autodromo Nazionale Monza

GT Cup Open Europe

Free Practice - 3


Fastest Laps Sequence

Autodromo Nazionale Monza 5.793 m.



Lap	Time of Day	Session Time	N°	Entrant/Team	Nat	Driver 1	Nat	Driver 2	Nat	Vehicle	Cat	Time	Km/h
2	15:14:16.464	4:16.464	44	Eugenio Pisani	ITA	Eugenio Pisani	ITA	Stefano Bozzoni	ITA	Porsche 911 GT3 Cup gen 1	PROAM	1:58.422	176.1
2	15:14:48.204	4:48.204	24	A&P Racing Team PTT Tech Support	POL	Maciej Blazek	POL	Mateusz Lisowski	POL	Porsche 991 GT3 Cup gen 2	PROAM	1:55.912	179.9
3	15:16:43.133	6:43.133	24	A&P Racing Team PTT Tech Support	POL	Maciej Blazek	POL	Mateusz Lisowski	POL	Porsche 991 GT3 Cup gen 2	PROAM	1:54.929	181.4
4	15:18:37.145	8:37.145	24	A&P Racing Team PTT Tech Support	POL	Maciej Blazek	POL	Mateusz Lisowski	POL	Porsche 991 GT3 Cup gen 2	PROAM	1:54.012	182.9
5	15:20:31.106	10:31.106	24	A&P Racing Team PTT Tech Support	POL	Maciej Blazek	POL	Mateusz Lisowski	POL	Porsche 991 GT3 Cup gen 2	PROAM	1:53.961	182.9
8	15:28:01.360	18:01.360	24	A&P Racing Team PTT Tech Support	POL	Maciej Blazek	POL	Mateusz Lisowski	POL	Porsche 991 GT3 Cup gen 2	PROAM	1:53.696	183.4





# Autodromo Nazionale Monza

## GT Cup Open Europe


### Free Practice - 3

#### Event Best Maximum Speed



N°	Entrant/Team	Nat	Driver 1	Nat	Driver 2	Nat	Vehicle	Cat	Km/h	Session
24	A&P Racing Team PTT Tech Support		Maciej Blazek		Mateusz Lisowski		Porsche 991 GT3 Cup gen 2	PROAM	270.0	Private test - 2
44	Eugenio Pisani		Eugenio Pisani		Stefano Bozzoni		Porsche 911 GT3 Cup gen 1	PROAM	270.0	Free Practice - 2
26	Q1 by EMG Motorsport		Maciej Darmetko		Artur Janosz		Porsche 911 GT3 Cup gen 2	PROAM	269.3	Free Practice - 2
33	Bonaldi Motorsport		Tomasz Magdziarz		Daan Pijl		Porsche 911 GT3 Cup gen 2	PROAM	266.6	Free Practice - 1
100	Bonaldi Motorsport		Jakub Dwernicki		Jan Antoszewski		Porsche 911 GT3 Cup gen 2	PROAM	266.0	Free Practice - 1
12	Ghinzani Motorsport		Glauco Solieri				Porsche 911 GT3 Cup gen 2	AM	264.7	Free Practice - 2
27	Three Sixty Racing Team		Marcio Mauro				Porsche 911 GT3 Cup gen 2	AM	264.0	Free Practice - 2
54	Q1 by EMG Motorsport		Jan Lauryssen				Porsche 992 GT3 Cup	PROAM	262.7	Free Practice - 2
32	Three Sixty Racing Team		Fernando Fortes				Porsche 911 GT3 Cup gen 2	AM	262.1	Free Practice - 2
53	Q1 by EMG Motorsport		Nicolas Vandierendonck		Dirk Schouten		Porsche 992 GT3 Cup	PROAM	261.5	Private test - 2
126	Three Sixty Racing Team		Albert Estragués				Transam Euro Ford Mustang 2018	AM	206.1	Free Practice - 2





**Autodromo Nazionale Monza**  
**GT Cup Open Europe**  
**Free Practice - 3**  
**Pit Stop Analysis**



**12**      Glauco Solieri      Porsche 911 GT3 Cup gen 2

AM      Ghinzani Motorsport

N°	In Day Time	In Time	Out Time	Pit Time	T. Pit Time	Handicap	Diff.
1	15:26:00.050	15:26:00.050	15:29:43.085	3:43.035	3:43.035		
2	15:37:45.600	15:37:45.600	15:41:48.796	4:03.196	7:46.231		

**24**      Maciej Blazek      Porsche 991 GT3 Cup gen 2

PROAM      Mateusz Lisowski      A&P Racing Team PTT Tech Support

N°	In Day Time	In Time	Out Time	Pit Time	T. Pit Time	Handicap	Diff.
1	15:22:26.203	15:22:26.203	15:24:13.256	1:47.053	1:47.053		
2	15:31:55.078	15:31:55.078	15:37:02.132	5:07.054	6:54.107		
3	15:50:47.289	15:50:47.289	15:53:18.566	2:31.277	9:25.384		

**26**      Maciej Darmetko      Porsche 911 GT3 Cup gen 2

PROAM      Artur Janosz      Q1 by EMG Motorsport

N°	In Day Time	In Time	Out Time	Pit Time	T. Pit Time	Handicap	Diff.
1	15:21:41.425	15:21:41.425	15:27:20.618	5:39.193	5:39.193		

**33**      Tomasz Magdziarz      Porsche 911 GT3 Cup gen 2

PROAM      Daan Pijl      Bonaldi Motorsport

N°	In Day Time	In Time	Out Time	Pit Time	T. Pit Time	Handicap	Diff.
1	15:12:55.409	15:12:55.409	15:14:35.301	1:39.892	1:39.892		
2	15:26:29.024	15:26:29.024	15:29:05.223	2:36.199	4:16.091		
3	15:44:44.160	15:44:44.160	15:47:00.016	2:15.856	6:31.947		
4	15:54:57.618	15:54:57.618	15:56:25.881	1:28.263	8:00.210		

**44**      Eugenio Pisani      Porsche 911 GT3 Cup gen 1

PROAM      Stefano Bozzoni      Eugenio Pisani

N°	In Day Time	In Time	Out Time	Pit Time	T. Pit Time	Handicap	Diff.
1	15:24:01.661	15:24:01.661	15:25:50.326	1:48.665	1:48.665		
2	15:33:43.921	15:33:43.921	15:40:52.723	7:08.802	8:57.467		
3	15:49:31.035	15:49:31.035	15:52:58.717	3:27.682	12:25.149		
4	15:58:56.911	15:58:56.911	16:06:44.093	7:47.182	20:12.331		

**53**      Nicolas Vandierendonck      Porsche 992 GT3 Cup

PROAM      Dirk Schouten      Q1 by EMG Motorsport

N°	In Day Time	In Time	Out Time	Pit Time	T. Pit Time	Handicap	Diff.
1	15:29:20.704	15:29:20.704	15:32:36.882	3:16.178	3:16.178		
2	15:42:31.823	15:42:31.823	15:46:18.831	3:47.008	7:03.186		

**100**      Jakub Dwernicki      Porsche 911 GT3 Cup gen 2

PROAM      Jan Antoszewski      Bonaldi Motorsport

N°	In Day Time	In Time	Out Time	Pit Time	T. Pit Time	Handicap	Diff.
1	15:21:01.937	15:21:01.937	15:22:47.788	1:45.851	1:45.851		
2	15:25:08.754	15:25:08.754	15:27:25.069	2:16.315	4:02.166		
3	15:43:44.098	15:43:44.098	15:47:43.756	3:59.658	8:01.824		
4	16:05:40.949	16:05:40.949	16:07:28.604	1:47.655	9:49.479		

**126**      Albert Estragués      Transam Euro Ford Mustang 2018

AM      Three Sixty Racing Team

N°	In Day Time	In Time	Out Time	Pit Time	T. Pit Time	Handicap	Diff.
1	15:14:12.605	15:14:12.605	15:43:42.735	29:30.130	29:30.130		





**Autodromo Nazionale Monza**  
**GT Cup Open Europe**  
**Free Practice - 3**  
**Weather Report**



**Air Temperature**  
Sin datos disponibles

**Track Temperature**  
Sin datos disponibles

**Humidity**  
Sin datos disponibles


**Pressure**  
Sin datos disponibles

**Wind Speed**  
Sin datos disponibles

**Wind direction**  
North = 0°/360° Est = 90° South = 180° West = 270°  
Sin datos disponibles







# Autodromo Nazionale Monza

## GT Cup Open Europe

### Free Practice - 1 - 2 - 3

#### Combined Results




Cls	N°	Entrant/Team	Nat	Driver 1	Nat	Driver 2	Nat	Vehicle	Cat	Cls	Laps	FP1	FP2	FP3	Best	Gap	Interval	Km/h			
1	24	A&P Racing Team PTT Tech Support	POL	Maciej Blazek	POL	Mateusz Lisowski	POL	Porsche 991 GT3 Cup gen 2	PROAM	1	38		1:54.271	1	1:53.696	8	<b>1:53.696</b>		183.4		
2	33	Bonaldi Motorsport	ITA	Tomasz Magdziarz	POL	Daan Pijl	NLD	Porsche 911 GT3 Cup gen 2	PROAM	2	67	1:55.773	1	1:54.538	1	1:54.073	1	<b>1:54.073</b>	0.377	0.377	182.8
3	53	Q1 by EMG Motorsport	BEL	Nicolas Vandierendonck	BEL	Dirk Schouten	NLD	Porsche 992 GT3 Cup	PROAM	3	66	1:55.829	1	<b>1:54.305</b>	1	<b>1:56.674</b>	1	<b>1:54.305</b>	0.609	0.232	182.4
4	54	Q1 by EMG Motorsport	BEL	Jan Lauryszen	BEL			Porsche 992 GT3 Cup	PROAM	4	34	1:55.055	7	<b>1:54.403</b>	1		<b>1:54.403</b>	0.707	0.098	182.2	
5	26	Q1 by EMG Motorsport	BEL	Maciej Darmetko	POL	Artur Janosz	POL	Porsche 911 GT3 Cup gen 2	PROAM	5	40	1:56.372	9	1:55.162	1	1:54.697	7	<b>1:54.697</b>	1.001	0.294	181.8
6	100	Bonaldi Motorsport	ITA	Jakub Dwernicki	POL	Jan Antoszewski	POL	Porsche 911 GT3 Cup gen 2	PROAM	6	62	1:56.571	1	<b>1:55.064</b>	9	<b>1:56.108</b>	2	<b>1:55.064</b>	1.368	0.367	181.2
7	44	Eugenio Pisani	ITA	Eugenio Pisani	ITA	Stefano Bozzoni	ITA	Porsche 911 GT3 Cup gen 1	PROAM	7	49	2:02.819	1	<b>1:55.694</b>	9	<b>1:56.215</b>	9	<b>1:55.694</b>	1.998	0.630	180.2
8	12	Ghinzani Motorsport	ITA	Glauco Solieri	ITA			Porsche 911 GT3 Cup gen 2	AM	1	39		1:57.045	2	1:56.736	1	<b>1:56.736</b>	3.040	1.042	178.6	
9	32	Three Sixty Racing Team	AND	Fernando Fortes	BRA			Porsche 911 GT3 Cup gen 2	AM	2	42	1:59.634	1	<b>1:58.412</b>	1	<b>1:58.831</b>	4	<b>1:58.412</b>	4.716	1.676	176.1
10	27	Three Sixty Racing Team	AND	Marcio Mauro	BRA			Porsche 911 GT3 Cup gen 2	AM	3	46	1:59.995	1	<b>1:58.578</b>	8	<b>1:59.066</b>	7	<b>1:58.578</b>	4.882	0.166	175.8
11	126	Three Sixty Racing Team	ESP	Albert Estragués	ESP			Transam Euro Ford Mustang 2018	AM	4	11	2:14.170	2	<b>2:05.341</b>	3	<b>31:55.55</b>	2	<b>2:05.341</b>	11.645	6.763	166.3

Published at:.....

Stewards:	Race Director:	Timekeeper: <i>[Signature]</i> Luis Angel García Nuñez JOB/I-0020-ESP
-----------	----------------	--





# Autodromo Nazionale Monza

## GT Cup Open Europe

### Qualifying - 1 Driver - 1

#### Provisional Results



Autodromo Nazionale Monza 5.793 m.

Cls	Nº	Entrant/Team	Nat	Driver 1	Nat	Driver 2	Nat	Vehicle	Cat	Cls	Laps	Best	Time	Gap	Interval	Km/h
1	54	Q1 by EMG Motorsport	BEL	Jan Lauryszen	BEL			Porsche 992 GT3 Cup	PROAM	1	16	11	1:54.180			182.6
2	44	Eugenio Pisani	ITA	<u>Eugenio Pisani</u>	ITA	Stefano Bozzoni	ITA	Porsche 911 GT3 Cup gen 1	PROAM	2	13	9	1:54.363	0.183	0.183	182.3
3	53	Q1 by EMG Motorsport	BEL	<u>Nicolas Vandierendonck</u>	BEL	Dirk Schouten	NLD	Porsche 992 GT3 Cup	PROAM	3	17	13	1:54.419	0.239	0.056	182.2
4	26	Q1 by EMG Motorsport	BEL	<u>Maciej Darmetko</u>	POL	Artur Janosz	POL	Porsche 911 GT3 Cup gen 2	PROAM	4	16	15	1:54.461	0.281	0.042	182.2
5	33	Bonaldi Motorsport	ITA	<u>Tomasz Magdziarz</u>	POL	Daan Pijl	NLD	Porsche 911 GT3 Cup gen 2	PROAM	5	8	4	1:54.789	0.609	0.328	181.6
6	24	A&P Racing Team PTT Tech Support	POL	<u>Maciej Blazek</u>	POL	Mateusz Lisowski	POL	Porsche 991 GT3 Cup gen 2	PROAM	6	12	8	1:55.140	0.960	0.351	181.1
7	12	Ghinzani Motorsport	ITA	Glauco Solieri	ITA			Porsche 911 GT3 Cup gen 2	AM	1	11	8	1:56.051	1.871	0.911	179.7
8	32	Three Sixty Racing Team	AND	Fernando Fortes	BRA			Porsche 911 GT3 Cup gen 2	AM	2	8	7	1:56.107	1.927	0.056	179.6
9	27	Three Sixty Racing Team	AND	Marcio Mauro	BRA			Porsche 911 GT3 Cup gen 2	AM	3	9	8	1:56.937	2.757	0.830	178.3
10	100	Bonaldi Motorsport	ITA	<u>Jakub Dwernicki</u>	POL	Jan Antoszewski	POL	Porsche 911 GT3 Cup gen 2	PROAM	7	3	2	1:59.180	5.000	2.243	174.9

Published at:.....

Track Temp: 24.0 °C Air Temp: 20.2 °C Humidity: 76 % Track Status: DRY


Stewards:

Race Director:

Timekeeper: Luis Angel García Nuñez

JOB/I-0020-ESP





**Autodromo Nazionale Monza**  
**GT Cup Open Europe**  
**Qualifying - 1 Driver - 1**  
**Provisional Results by Category**



Autodromo Nazionale Monza 5.793 m.


Cls	Nº	Entrant/Team	Nat	Driver 1	Nat	Driver 2	Nat	Vehicle	Cat	Cls	Laps	Best	Time	Gap	Interval	Km/h
<b>PROAM</b>																
1	54	Q1 by EMG Motorsport	BEL	Jan Lauryssen	BEL			Porsche 992 GT3 Cup	PROAM	1	16	11	1:54.180			182.6
2	44	Eugenio Pisani	ITA	<u>Eugenio Pisani</u>	ITA	Stefano Bozzoni	ITA	Porsche 911 GT3 Cup gen 1	PROAM	2	13	9	1:54.363	0.183	0.183	182.3
3	53	Q1 by EMG Motorsport	BEL	<u>Nicolas Vandierendonck</u>	BEL	Dirk Schouten		Porsche 992 GT3 Cup	PROAM	3	17	13	1:54.419	0.239	0.056	182.2
4	26	Q1 by EMG Motorsport	BEL	<u>Maciej Darmetko</u>	POL	Artur Janosz	POL	Porsche 911 GT3 Cup gen 2	PROAM	4	16	15	1:54.461	0.281	0.042	182.2
5	33	Bonaldi Motorsport	ITA	<u>Tomasz Magdziarz</u>	POL	Daan Pijl	NLD	Porsche 911 GT3 Cup gen 2	PROAM	5	8	4	1:54.789	0.609	0.328	181.6
6	24	A&P Racing Team PTT Tech Support	POL	<u>Maciej Blazek</u>	POL	Mateusz Lisowski	POL	Porsche 991 GT3 Cup gen 2	PROAM	6	12	8	1:55.140	0.960	0.351	181.1
7	100	Bonaldi Motorsport	ITA	<u>Jakub Dwernicki</u>	POL	Jan Antoszewski	POL	Porsche 911 GT3 Cup gen 2	PROAM	7	3	2	1:59.180	5.000	4.040	174.9
<b>AM</b>																
1	12	Ghinzani Motorsport	ITA	Glauco Solieri	ITA			Porsche 911 GT3 Cup gen 2	AM	1	11	8	1:56.051			179.7
2	32	Three Sixty Racing Team	AND	Fernando Fortes	BRA			Porsche 911 GT3 Cup gen 2	AM	2	8	7	1:56.107	0.056	0.056	179.6
3	27	Three Sixty Racing Team	AND	Marcio Mauro	BRA			Porsche 911 GT3 Cup gen 2	AM	3	9	8	1:56.937	0.886	0.830	178.3

Published at:.....

Track Temp: 24.0 °C Air Temp: 20.2 °C Humidity: 76 % Track Status: DRY

<b>Stewards:</b>	<b>Race Director:</b>	<b>Timekeeper:</b> Luis Angel García Nuñez JOB/I-0020-ESP
------------------	-----------------------	--





**Autodromo Nazionale Monza**  
**GT Cup Open Europe**  
**Qualifying - 1 Driver - 1**  
**Provisional Results by Class**



Cls	Nº	Entrant/Team	Nat	Driver 1	Nat	Driver 2	Nat	Vehicle	Cat	Cls	Laps	Best	Time	Gap	Interval	Km/h
<b>GT Open Cup Europe</b>																
1	54	Q1 by EMG Motorsport	BEL	Jan Lauryssen	BEL			Porsche 992 GT3 Cup	PROAM	1	16	11	1:54.180			182.6
2	44	Eugenio Pisani	ITA	<u>Eugenio Pisani</u>	ITA	Stefano Bozzoni	ITA	Porsche 911 GT3 Cup gen 1	PROAM	2	13	9	1:54.363	0.183	0.183	182.3
3	53	Q1 by EMG Motorsport	BEL	<u>Nicolas Vandierendonck</u>	BEL	Dirk Schouten		Porsche 992 GT3 Cup	PROAM	3	17	13	1:54.419	0.239	0.056	182.2
4	26	Q1 by EMG Motorsport	BEL	<u>Maciej Darmetko</u>		Artur Janosz	POL	Porsche 911 GT3 Cup gen 2	PROAM	4	16	15	1:54.461	0.281	0.042	182.2
5	33	Bonaldi Motorsport	ITA	<u>Tomasz Magdziarz</u>	POL	Daan Pijl	POL	Porsche 911 GT3 Cup gen 2	PROAM	5	8	4	1:54.789	0.609	0.328	181.6
6	24	A&P Racing Team PTT Tech Support	POL	<u>Maciej Blazek</u>	POL	Mateusz Lisowski	POL	Porsche 991 GT3 Cup gen 2	PROAM	6	12	8	1:55.140	0.960	0.351	181.1
7	12	Ghinzani Motorsport	ITA	Glauco Solieri	ITA			Porsche 911 GT3 Cup gen 2	AM	1	11	8	1:56.051	1.871	0.911	179.7
8	32	Three Sixty Racing Team	AND	Fernando Fortes	BRA			Porsche 911 GT3 Cup gen 2	AM	2	8	7	1:56.107	1.927	0.056	179.6
9	27	Three Sixty Racing Team	AND	Marcio Mauro	BRA			Porsche 911 GT3 Cup gen 2	AM	3	9	8	1:56.937	2.757	0.830	178.3
10	100	Bonaldi Motorsport	ITA	<u>Jakub Dwernicki</u>	POL	Jan Antoszewski	POL	Porsche 911 GT3 Cup gen 2	PROAM	7	3	2	1:59.180	5.000	2.243	174.9

Published at:.....

Track Temp: **24.0 °C** Air Temp: **20.2 °C** Humidity: **76 %** Track Status: **DRY**


Stewards:

Race Director:

Timekeeper: *[Signature]* Luis Angel Garcia Nuñez

JOB/I-0020-ESP





**Autodromo Nazionale Monza**  
**GT Cup Open Europe**  
**Qualifying - 1 Driver - 1**  
**Lap Analysis**



<b>12</b>	Glauco Solieri	Porsche 911 GT3 Cup gen 2	<b>27</b>	Marcio Mauro	Porsche 911 GT3 Cup gen 2
AM	Ghinzani Motorsport		AM	Three Sixty Racing Team	

Lap	D	Time	Sector 1	Sector 2	Sector 3	T. Spd	Elapsed	Lap	D	Time	Sector 1	Sector 2	Sector 3	T. Spd	Elapsed
1		11:00:28.575	10:59:00.202	45.460	42.913	128.2	11:00:28.575	1		11:01:33.991	10:59:52.200	48.810	52.981	141.3	11:01:33.991
2		2:01.733	39.167	41.342	41.224	255.3	11:02:30.308	2		2:23.272 P	39.100	47.400	56.772	204.5	11:03:57.263
3		1:58.471	37.332	40.427	40.712	234.7	11:04:28.779	3		10:06.737	8:30.504	49.934	46.299	144.0	11:14:04.000
4		2:10.423 P	36.943	41.430	52.050	258.3	11:06:39.202	4		2:03.150	40.041	41.441	41.668	213.4	11:16:07.150
5		8:13.154	6:48.087	43.206	41.861	159.7	11:14:52.356	5		1:59.333	37.469	40.345	41.519	240.0	11:18:06.483
6		1:58.924	37.258	40.221	41.445	248.2	11:16:51.280	6		1:58.058	37.448	40.143	40.467	234.7	11:20:04.541
7		1:57.155	36.577	39.636	40.942	264.0	11:18:48.435	7		1:57.128	36.845	40.097	40.186	246.5	11:22:01.669
8		<u>1:56.051</u>	36.544	<u>39.308</u>	<u>40.199</u>	261.5	11:20:44.486	8		<u>1:56.937</u>	36.946	<u>39.980</u>	<u>40.011</u>	254.7	11:23:58.606
9		2:04.088	36.524	40.002	47.562	264.7	11:22:48.574	9		2:30.842 P	40.697	49.168	1:00.977	258.9	11:26:29.448
10		1:56.505	<u>36.451</u>	39.733	40.321	263.4	11:24:45.079	<b>32</b>							
11		2:19.863 P	40.301	45.868	53.694	232.2	11:27:04.942	Fernando Fortes Porsche 911 GT3 Cup gen 2							


<b>24</b>	Maciej Blazek	Porsche 991 GT3 Cup gen 2		AM	
PROAM	Mateusz Lisowski	A&P Racing Team PTT Tech		Three Sixty Racing Team	

Lap	D	Time	Sector 1	Sector 2	Sector 3	T. Spd	Elapsed	Lap	D	Time	Sector 1	Sector 2	Sector 3	T. Spd	Elapsed
1		11:02:17.356	11:00:51.001	43.653	42.702	117.2	11:02:17.356	1		11:01:32.480	10:59:50.931	48.557	52.992	146.5	11:01:32.480
2		2:04.625 P	37.642	40.567	46.416	255.9	11:04:21.981	2		2:00.884	38.678	41.152	41.054	209.7	11:03:33.364
3		4:08.165 P	2:25.055	45.039	58.071	134.4	11:08:30.146	3		1:57.410	37.071	40.147	40.192	257.7	11:05:30.774
4		6:01.592	4:40.933	40.133	40.526	197.8	11:14:31.738	4		2:06.398 P	36.885	<u>39.248</u>	50.265	258.3	11:07:37.172
5		1:56.676	36.723	39.741	40.212	259.6	11:16:28.414	5		6:48.434	5:26.537	41.126	40.771	129.1	11:14:25.606
6		1:55.727	36.697	39.106	39.924	260.2	11:18:24.141	6		1:56.413	36.817	39.646	39.950	260.8	11:16:22.019
7		1:55.529	36.465	39.163	39.901	261.5	11:20:19.670	7		<u>1:56.107</u>	<u>36.742</u>	39.502	<u>39.863</u>	260.8	11:18:18.126
8		<u>1:55.140</u>	36.493	<u>38.812</u>	39.835	260.2	11:22:14.810	8		2:32.332 P	42.384	52.081	57.867	262.7	11:20:50.458
9		<del>1:55.337</del>	36.478	39.033	39.826	261.5	11:24:10.147	<b>33</b>							
10		1:55.213	36.532	39.031	<u>39.650</u>	261.5	11:26:05.360	Tomasz Magdziarz Porsche 911 GT3 Cup gen 2							
11		1:55.175	36.370	38.976	39.829	262.1	11:28:00.535	PROAM Daan Pijl Bonaldi Motorsport							
12		2:20.678 P	<u>36.214</u>	38.830	1:05.634	264.0	11:30:21.213								

<b>26</b>	Maciej Darmetko	Porsche 911 GT3 Cup gen 2			
PROAM	Artur Janosz	Q1 by EMG Motorsport			

Lap	D	Time	Sector 1	Sector 2	Sector 3	T. Spd	Elapsed	Lap	D	Time	Sector 1	Sector 2	Sector 3	T. Spd	Elapsed
1		11:00:37.137	10:58:55.817	53.095	48.225	131.5	11:00:37.137	1		11:00:49.946	10:59:10.147	51.063	48.736	110.9	11:00:49.946
2		2:00.570	38.604	41.121	40.845	215.1	11:02:37.707	2		2:00.577	37.198	40.804	42.575	253.5	11:02:50.523
3		1:57.201	36.254	39.650	41.297	267.9	11:04:34.908	3		1:56.099	36.593	39.367	40.139	263.4	11:04:46.622
4		1:55.824	36.254	39.355	40.215	266.0	11:06:30.732	4		<u>1:54.789</u>	<u>36.105</u>	<u>39.118</u>	<u>39.566</u>	266.0	11:06:41.411
5		2:13.269 P	35.972	43.901	53.396	270.0	11:08:44.001	5		2:57.216 P	36.879	1:06.943	1:13.394	266.6	11:09:38.627
6		4:56.684	3:35.800	39.983	40.901	190.8	11:13:40.685	6		6:05.876	4:17.965	54.899	53.012	138.1	11:15:44.503
7		1:56.696	36.453	39.182	41.061	257.7	11:15:37.381	7		2:13.920 P	40.500	42.856	50.564	225.4	11:17:58.423
8		1:54.851	36.049	<u>38.887</u>	39.915	267.9	11:17:32.232	8		8:48.285 P	5:37.974	40.815	2:29.496	154.7	11:26:46.708
9		1:56.865	36.809	39.685	40.371	268.6	11:19:29.097	<b>44</b>							
10		1:55.033	<u>35.921</u>	39.489	39.623	267.3	11:21:24.130	Eugenio Pisani Porsche 911 GT3 Cup gen 1							
11		2:04.788 P	37.083	39.274	48.431	216.4	11:23:28.918	PROAM Stefano Bozzoni Eugenio Pisani							
12		4:14.480	2:49.234	43.220	42.026	175.6	11:27:43.398								
13		2:06.144 P	36.433	40.309	49.402	262.7	11:29:49.542								
14		5:47.711	4:27.572	39.632	40.507	201.4	11:35:37.253								
15		<u>1:54.461</u>	36.067	38.961	<u>39.433</u>	267.9	11:37:31.714								
16		2:02.382 P	35.958	38.963	47.461	266.6	11:39:34.096								





**Autodromo Nazionale Monza**  
**GT Cup Open Europe**  
**Qualifying - 1 Driver - 1**  
**Lap Analysis**



**53**

Nicolas Vandierendonck Porsche 992 GT3 Cup

PROAM Dirk Schouten Q1 by EMG Motorsport

Lap	D	Time	Sector 1	Sector 2	Sector 3	T. Spd	Elapsed
1	1	11:00:29.741	10:59:02.639	45.389	41.713	112.0	11:00:29.741
2	1	1:58.376	36.808	40.030	41.538	260.8	11:02:28.117
3	1	1:56.031	36.482	39.427	40.122	260.8	11:04:24.148
4	1	1:55.347	36.430	39.067	39.850	261.5	11:06:19.495
5	1	2:15.730 P	36.457	39.928	59.345	259.6	11:08:35.225
6	1	6:02.404	4:31.763	46.648	43.993	125.7	11:14:37.629
7	1	1:56.475	36.620	39.646	40.209	258.9	11:16:34.104
8	1	1:55.145	36.368	39.011	39.766	261.5	11:18:29.249
9	1	1:55.049	36.358	38.875	39.816	262.7	11:20:24.298
10	1	1:54.717	36.376	38.756	39.585	261.5	11:22:19.015
11	1	1:56.289	36.028	38.806	41.455	262.7	11:24:15.304
12	1	1:55.916	36.196	39.271	40.449	262.7	11:26:11.220
13	1	1:54.419	36.172	38.747	39.500	262.7	11:28:05.639
14	1	2:17.292 P	37.082	42.347	57.863	263.4	11:30:22.931
15	1	5:18.359	3:58.372	40.026	39.961	197.0	11:35:41.290
16	1	1:54.814	36.063	39.031	39.720	260.8	11:37:36.104
17	1	2:19.727 P	38.904	43.020	57.803	183.9	11:39:55.831

**54**

Jan Laurysen Porsche 992 GT3 Cup

PROAM Q1 by EMG Motorsport

Lap	D	Time	Sector 1	Sector 2	Sector 3	T. Spd	Elapsed
1	1	11:00:28.861	10:59:03.411	43.002	42.448	105.7	11:00:28.861
2	1	1:57.365	37.298	40.048	40.019	246.0	11:02:26.226
3	1	1:55.261	36.470	39.083	39.708	259.6	11:04:21.487
4	1	1:54.851	36.354	39.049	39.448	258.3	11:06:16.338
5	1	2:15.057 P	36.320	40.328	58.409	260.8	11:08:31.395
6	1	8:52.797	7:28.813	42.265	41.719	153.6	11:17:24.192
7	1	2:03.495	36.789	40.414	46.292	251.7	11:19:27.687
8	1	1:54.463	36.306	38.928	39.229	258.3	11:21:22.150
9	1	1:54.193	36.175	38.485	39.533	260.8	11:23:16.343
10	1	1:54.370	35.921	38.358	40.091	262.1	11:25:10.713
11	1	1:54.180	36.167	38.367	39.646	262.7	11:27:04.893
12	1	1:54.290	36.143	38.752	39.395	261.5	11:28:59.183
13	1	3:20.110 P	41.905	59.919	1:38.286	262.1	11:32:19.293
14	1	3:42.168	2:21.468	40.213	40.487	172.5	11:36:01.461
15	1	1:54.357	36.311	38.628	39.418	258.3	11:37:55.818
16	1	2:27.831 P	42.472	49.048	56.311	176.7	11:40:23.649


**100**

Jakub Dwernicki Porsche 911 GT3 Cup gen 2

PROAM Jan Antoszewski Bonaldi Motorsport

Lap	D	Time	Sector 1	Sector 2	Sector 3	T. Spd	Elapsed
1	1	11:04:12.865	11:02:28.670	51.106	53.089	188.8	11:04:12.865
2	1	1:59.180	37.268	40.645	41.267	248.2	11:06:12.045
3	1	5:29.252 P	36.646	3:17.210	1:35.396	257.7	11:11:41.297





Autodromo Nazionale Monza

GT Cup Open Europe

Qualifying - 1 Driver - 1


Best Sectors Results

Autodromo Nazionale Monza 5.793 m.



Sector - 1				Sector - 2				Sector - 3				Ideal Lap vs Best Lap				
Clas	Nº	Driver	Time	Nº	Driver	Time	Nº	Driver	Time	Clas	Nº	Driver	Ideal Lap	Best Lap	Clas	
1	54	Jan Laurysen	35.921	54	Jan Laurysen	38.358	54	Jan Laurysen	39.229	1	54	Jan Laurysen	1:53.508	1:54.180	1	
2	26	Maciej Darmetko	35.921	53	Nicolas Vandierendonck	38.747	44	Eugenio Pisani	39.364	2	26	Maciej Darmetko	1:54.241	1:54.461	4	
3	53	Nicolas Vandierendonck	36.028	44	Eugenio Pisani	38.804	26	Maciej Darmetko	39.433	3	53	Nicolas Vandierendonck	1:54.275	1:54.419	3	
4	33	Tomasz Magdziarz	36.105	24	Maciej Blazek	38.812	53	Nicolas Vandierendonck	39.500	4	44	Eugenio Pisani	1:54.325	1:54.363	2	
5	44	Eugenio Pisani	36.157	26	Maciej Darmetko	38.887	33	Tomasz Magdziarz	39.566	5	24	Maciej Blazek	1:54.676	1:55.140	6	
6	24	Maciej Blazek	36.214	33	Tomasz Magdziarz	39.118	24	Maciej Blazek	39.650	6	33	Tomasz Magdziarz	1:54.789	1:54.789	5	
7	12	Glauco Solieri	36.451	32	Fernando Fortes	39.248	32	Fernando Fortes	39.863	7	32	Fernando Fortes	1:55.853	1:56.107	8	
8	100	Jakub Dwernicki	36.646	12	Glauco Solieri	39.308	27	Marcio Mauro	40.011	8	12	Glauco Solieri	1:55.958	1:56.051	7	
9	32	Fernando Fortes	36.742	27	Marcio Mauro	39.980	12	Glauco Solieri	40.199	9	27	Marcio Mauro	1:56.836	1:56.937	9	
10	27	Marcio Mauro	36.845	100	Jakub Dwernicki	40.645	100	Jakub Dwernicki	41.267	10	100	Jakub Dwernicki	1:58.558	1:59.180	10	





**Autodromo Nazionale Monza**  
**GT Cup Open Europe**  
**Qualifying - 1 Driver - 1**  
**Best 5 Lap Times**


Autodromo Nazionale Monza 5.793 m.



Cl	N°	Entrant/Team	Nat	Driver 1	Nat	Driver 2	Nat	Vehicle	Cat	Cl	Best 1		Best 2		Best 3		Best 4		Best 5	
											Time	Lap	Time	Lap	Time	Lap	Time	Lap	Time	Lap
1	54	Q1 by EMG Motorsport	BEL	Jan Lauryszen	BEL			Porsche 992 GT3 Cup	PROAM	1	1:54.180	11	1:54.193	9	1:54.290	12	1:54.357	15	1:54.370	10
2	44	Eugenio Pisani	ITA	<b>Eugenio Pisani</b>	ITA	Stefano Bozzoni	ITA	Porsche 911 GT3 Cup gen 1	PROAM	2	1:54.363	9	1:54.839	8	1:54.858	7	1:55.275	4	1:55.646	3
3	53	Q1 by EMG Motorsport	BEL	<b>Nicolas Vandierendonck</b>	BEL	Dirk Schouten	NLD	Porsche 992 GT3 Cup	PROAM	3	1:54.419	13	1:54.717	10	1:54.814	16	1:55.049	9	1:55.145	8
4	26	Q1 by EMG Motorsport	BEL	<b>Maciej Darmetko</b>	POL	Artur Janosz	POL	Porsche 911 GT3 Cup gen 2	PROAM	4	1:54.461	15	1:54.851	8	1:55.033	10	1:55.824	4	1:56.696	7
5	33	Bonaldi Motorsport	ITA	<b>Tomasz Magdziarz</b>	POL	Daan Pijl	NLD	Porsche 911 GT3 Cup gen 2	PROAM	5	1:54.789	4	1:56.099	3	2:00.577	2	2:13.920	7	6:05.876	6
6	24	A&P Racing Team PTT Tech Support	POL	<b>Maciej Blazek</b>	POL	Mateusz Lisowski	POL	Porsche 991 GT3 Cup gen 2	PROAM	6	1:55.140	8	1:55.175	11	1:55.213	10	1:55.529	7	1:55.727	6
7	12	Ghinzani Motorsport	ITA	Glauco Solieri	ITA			Porsche 911 GT3 Cup gen 2	AM	1	1:56.051	8	1:56.505	10	1:57.155	7	1:58.471	3	1:58.924	6
8	32	Three Sixty Racing Team	AND	Fernando Fortes	BRA			Porsche 911 GT3 Cup gen 2	AM	2	1:56.107	7	1:56.413	6	1:57.410	3	2:00.884	2	2:32.332	8
9	27	Three Sixty Racing Team	AND	Marcio Mauro	BRA			Porsche 911 GT3 Cup gen 2	AM	3	1:56.937	8	1:57.128	7	1:58.058	6	1:59.333	5	2:03.150	4
10	100	Bonaldi Motorsport	ITA	<b>Jakub Dwernicki</b>	POL	Jan Antoszewski	POL	Porsche 911 GT3 Cup gen 2	PROAM	7	1:59.180	2	5:29.252	3						








**Autodromo Nazionale Monza**  
**GT Cup Open Europe**  
**Qualifying - 1 Driver - 1**  
**Best 5 Top Speeds**



Autodromo Nazionale Monza 5.793 m.

Cl	N°	Entrant/Team	Nat	Driver 1	Nat	Driver 2	Nat	Vehicle	Cat	Cl	Top 1		Top 2		Top 3		Top 4		Top 5		Avg
											Km/h	Lap	Km/h	Lap	Km/h	Lap	Km/h	Lap	Km/h	Lap	
1	26	Q1 by EMG Motorsport	BEL	<b>Maciej Darmetko</b>	POL	Artur Janosz	POL	Porsche 911 GT3 Cup gen 2	PROAM	1	<b>270.0</b>	5	268.6	9	267.9	3	267.9	8	267.9	15	268.5
2	33	Bonaldi Motorsport	ITA	<b>Tomasz Maqdziarz</b>	POL	Daan Pijl	NLD	Porsche 911 GT3 Cup gen 2	PROAM	2	<b>266.6</b>	5	266.0	4	263.4	3	253.5	2	225.4	7	255.0
3	44	Eugenio Pisani	ITA	<b>Eugenio Pisani</b>	ITA	Stefano Bozzoni	ITA	Porsche 911 GT3 Cup gen 1	PROAM	3	<b>266.6</b>	13	265.3	10	264.7	7	264.7	8	264.7	9	265.2
4	12	Ghinzani Motorsport	ITA	<b>Glauco Solieri</b>	ITA			Porsche 911 GT3 Cup gen 2	AM	1	<b>264.7</b>	9	264.0	7	263.4	10	261.5	8	258.3	4	262.4
5	24	A&P Racing Team PTT Tech Support	POL	<b>Maciej Blazek</b>	POL	Mateusz Lisowski	POL	Porsche 991 GT3 Cup gen 2	PROAM	4	<b>264.0</b>	12	262.1	11	261.5	7	261.5	9	261.5	10	262.1
6	53	Q1 by EMG Motorsport	BEL	<b>Nicolas Vandierendonck</b>	BEL	Dirk Schouten	NLD	Porsche 992 GT3 Cup	PROAM	5	<b>263.4</b>	14	262.7	9	262.7	11	262.7	12	262.7	13	262.9
7	32	Three Sixty Racing Team	AND	Fernando Fortes	BRA			Porsche 911 GT3 Cup gen 2	AM	2	<b>262.7</b>	8	260.8	6	260.8	7	258.3	4	257.7	3	260.1
8	54	Q1 by EMG Motorsport	BEL	Jan Laurysen	BEL			Porsche 992 GT3 Cup	PROAM	6	<b>262.7</b>	11	262.1	10	262.1	13	261.5	12	260.8	5	261.8
9	27	Three Sixty Racing Team	AND	Marcio Mauro	BRA			Porsche 911 GT3 Cup gen 2	AM	3	<b>258.9</b>	9	254.7	8	246.5	7	240.0	5	234.7	6	247.0
10	100	Bonaldi Motorsport	ITA	<b>Jakub Dwernicki</b>	POL	Jan Antoszewski	POL	Porsche 911 GT3 Cup gen 2	PROAM	7	<b>257.7</b>	3	248.2	2	188.8	1					231.6





Autodromo Nazionale Monza

GT Cup Open Europe

Qualifying - 1 Driver - 1


Fastest Laps Sequence

Autodromo Nazionale Monza 5.793 m.



Lap	Time of Day	Session Time	N°	Entrant/Team	Nat	Driver 1	Nat	Driver 2	Nat	Vehicle	Cat	Time	Km/h
2	11:02:26.226	7:26.226	54	Q1 by EMG Motorsport	BEL	Jan Laurysen	BEL			Porsche 992 GT3 Cup	PROAM	1:57.365	177.6
2	11:02:49.078	7:49.078	44	Eugenio Pisani	ITA	<b>Eugenio Pisani</b>	ITA	Stefano Bozzoni	ITA	Porsche 911 GT3 Cup gen 1	PROAM	1:56.755	178.6
3	11:04:21.487	9:21.487	54	Q1 by EMG Motorsport	BEL	Jan Laurysen	BEL			Porsche 992 GT3 Cup	PROAM	1:55.261	180.9
4	11:06:16.338	11:16.338	54	Q1 by EMG Motorsport	BEL	Jan Laurysen	BEL			Porsche 992 GT3 Cup	PROAM	1:54.851	181.5
4	11:06:41.411	11:41.411	33	Bonaldi Motorsport	ITA	<b>Tomasz Magdziarz</b>	POL	Daan Pijl	NLD	Porsche 911 GT3 Cup gen 2	PROAM	1:54.789	181.6
9	11:20:28.556	25:28.556	44	Eugenio Pisani	ITA	<b>Eugenio Pisani</b>	ITA	Stefano Bozzoni	ITA	Porsche 911 GT3 Cup gen 1	PROAM	1:54.363	182.3
9	11:23:16.343	28:16.343	54	Q1 by EMG Motorsport	BEL	Jan Laurysen	BEL			Porsche 992 GT3 Cup	PROAM	1:54.193	182.6
11	11:27:04.893	32:04.893	54	Q1 by EMG Motorsport	BEL	Jan Laurysen	BEL			Porsche 992 GT3 Cup	PROAM	1:54.180	182.6





# Autodromo Nazionale Monza





























## GT Cup Open Europe

### Qualifying - 1 Driver - 1


#### Event Best Maximum Speed

Autodromo Nazionale Monza 5.793 m.



N°	Entrant/Team	Nat	Driver 1	Nat	Driver 2	Nat	Vehicle	Cat	Km/h	Session
24	A&P Racing Team PTT Tech Support	 POL	Maciej Blazek	 POL	Mateusz Lisowski	 POL	Porsche 991 GT3 Cup gen 2	PROAM	270.0	Private test - 2
44	Eugenio Pisani	 ITA	Eugenio Pisani	 ITA	Stefano Bozzoni	 ITA	Porsche 911 GT3 Cup gen 1	PROAM	270.0	Free Practice - 2
26	Q1 by EMG Motorsport	 BEL	Maciej Darmetko	 POL	Artur Janosz	 POL	Porsche 911 GT3 Cup gen 2	PROAM	270.0	Qualifying - 1 Driver - 1
33	Bonaldi Motorsport	 ITA	Tomasz Magdziarz	 POL	Daan Pijl	 NLD	Porsche 911 GT3 Cup gen 2	PROAM	266.6	Free Practice - 1
100	Bonaldi Motorsport	 ITA	Jakub Dwernicki	 POL	Jan Antoszewski	 POL	Porsche 911 GT3 Cup gen 2	PROAM	266.0	Free Practice - 1
12	Ghinzani Motorsport	 ITA	Glauco Solieri	 ITA			Porsche 911 GT3 Cup gen 2	AM	264.7	Free Practice - 2
27	Three Sixty Racing Team	 AND	Marcio Mauro	 BRA			Porsche 911 GT3 Cup gen 2	AM	264.0	Free Practice - 2
53	Q1 by EMG Motorsport	 BEL	Nicolas Vandierendonck	 BEL	Dirk Schouten	 NLD	Porsche 992 GT3 Cup	PROAM	263.4	Qualifying - 1 Driver - 1
32	Three Sixty Racing Team	 AND	Fernando Fortes	 BRA			Porsche 911 GT3 Cup gen 2	AM	262.7	Qualifying - 1 Driver - 1
54	Q1 by EMG Motorsport	 BEL	Jan Lauryssen	 BEL			Porsche 992 GT3 Cup	PROAM	262.7	Qualifying - 1 Driver - 1
126	Three Sixty Racing Team	 AND	Albert Estragués	 ESP			Transam Euro Ford Mustang 2018	AM	206.1	Free Practice - 2





**Autodromo Nazionale Monza**  
**GT Cup Open Europe**  
**Qualifying - 1 Driver - 1**  
**Pit Stop Analysis**



**12**      Glauco Solieri      Porsche 911 GT3 Cup gen 2  
 AM      Ghinzani Motorsport

N°	In Day Time	In Time	Out Time	Pit Time	T. Pit Time	Handicap	Diff.
1	11:06:33.871	11:06:33.871	11:12:41.765	6:07.894	6:07.894		

**24**      Maciej Blazek      Porsche 991 GT3 Cup gen 2  
 PROAM      Mateusz Lisowski      A&P Racing Team PTT Tech Support

N°	In Day Time	In Time	Out Time	Pit Time	T. Pit Time	Handicap	Diff.
1	11:04:16.606	11:04:16.606	11:06:03.047	1:46.441	1:46.441		
2	11:08:24.705	11:08:24.705	11:12:33.498	4:08.793	5:55.234		

**26**      Maciej Darmetko      Porsche 911 GT3 Cup gen 2  
 PROAM      Artur Janosz      Q1 by EMG Motorsport

N°	In Day Time	In Time	Out Time	Pit Time	T. Pit Time	Handicap	Diff.
1	11:08:38.709	11:08:38.709	11:11:41.627	3:02.918	3:02.918		
2	11:23:23.655	11:23:23.655	11:25:37.028	2:13.373	5:16.291		
3	11:29:44.288	11:29:44.288	11:33:39.507	3:55.219	9:11.510		

**27**      Marcio Mauro      Porsche 911 GT3 Cup gen 2  
 AM      Three Sixty Racing Team

N°	In Day Time	In Time	Out Time	Pit Time	T. Pit Time	Handicap	Diff.
1	11:03:51.832	11:03:51.832	11:11:37.413	7:45.581	7:45.581		

**32**      Fernando Fortes      Porsche 911 GT3 Cup gen 2  
 AM      Three Sixty Racing Team

N°	In Day Time	In Time	Out Time	Pit Time	T. Pit Time	Handicap	Diff.
1	11:07:30.622	11:07:30.622	11:12:19.426	4:48.804	4:48.804		

**33**      Tomasz Magdziarz      Porsche 911 GT3 Cup gen 2  
 PROAM      Daan Pijl      Bonaldi Motorsport

N°	In Day Time	In Time	Out Time	Pit Time	T. Pit Time	Handicap	Diff.
1	11:09:33.260	11:09:33.260	11:13:02.990	3:29.730	3:29.730		
2	11:17:52.950	11:17:52.950	11:22:56.708	5:03.758	8:33.488		

**44**      Eugenio Pisani      Porsche 911 GT3 Cup gen 1  
 PROAM      Stefano Bozzoni      Eugenio Pisani

N°	In Day Time	In Time	Out Time	Pit Time	T. Pit Time	Handicap	Diff.
1	11:09:30.874	11:09:30.874	11:12:48.036	3:17.162	3:17.162		
2	11:22:28.746	11:22:28.746	11:24:06.829	1:38.083	4:55.245		


**53**      Nicolas Vandierendonck      Porsche 992 GT3 Cup  
 PROAM      Dirk Schouten      Q1 by EMG Motorsport

N°	In Day Time	In Time	Out Time	Pit Time	T. Pit Time	Handicap	Diff.
1	11:08:29.053	11:08:29.053	11:12:17.815	3:48.762	3:48.762		
2	11:30:16.970	11:30:16.970	11:33:43.395	3:26.425	7:15.187		

**54**      Jan Laurysen      Porsche 992 GT3 Cup  
 PROAM      Q1 by EMG Motorsport

N°	In Day Time	In Time	Out Time	Pit Time	T. Pit Time	Handicap	Diff.
1	11:08:26.063	11:08:26.063	11:15:15.891	6:49.828	6:49.828		
2	11:32:12.761	11:32:12.761	11:34:03.042	1:50.281	8:40.109		





**Autodromo Nazionale Monza**  
**GT Cup Open Europe**  
**Qualifying - 1 Driver - 1**  
**Weather Report**



**Air Temperature**  
 Sin datos disponibles

**Track Temperature**  
 Sin datos disponibles


**Humidity**  
 Sin datos disponibles

**Pressure**  
 Sin datos disponibles

**Wind Speed**  
 Sin datos disponibles

**Wind direction**  
 North = 0°/360° Est = 90° South = 180° West= 270°  
 Sin datos disponibles





Autodromo Nazionale Monza

GT Cup Open Europe

Race - 1

Provisional Results



Autodromo Nazionale Monza 5.793 m.

Cls	N°	Entrant/Team	Nat	Driver 1	Nat	Driver 2	Nat	Vehicle	Cat	Cl	Laps	Total Time	Gap	Interval	Km/h	Best	Time	Km/h
1	53	Q1 by EMG Motorsport	BEL	<b>Nicolas Vandierendonck</b>	BEL	Dirk Schouten	NLD	Porsche 992 GT3 Cup	PROAM	1	36	1:12:31.019			172.5	17	1:54.328	182.4
2	12	Ghinzani Motorsport	ITA	Glauco Solieri	ITA			Porsche 911 GT3 Cup gen 2	AM	1	35	1:12:15.150	1 Lap	1 Lap	168.3	27	1:56.365	179.2
3	32	Three Sixty Racing Team	BRA	Fernando Fortes	BRA			Porsche 911 GT3 Cup gen 2	AM	2	35	1:12:20.707	1 Lap	5.557	168.1	24	1:57.229	177.8
4	27	Three Sixty Racing Team	BRA	Marcio Mauro	BRA			Porsche 911 GT3 Cup gen 2	AM	3	35	1:12:28.805	1 Lap	8.098	167.8	13	1:57.651	177.2
5	44	Eugenio Pisani	ITA	<b>Eugenio Pisani</b>	ITA	Stefano Bozzoni	ITA	Porsche 911 GT3 Cup gen 1	PROAM	2	35	1:12:46.341	1 Lap	17.536	167.1	12	1:55.501	180.5
6	24	A&P Racing Team PTT Tech Support	POL	<b>Maciej Blazek</b>	POL	Mateusz Lisowski	POL	Porsche 991 GT3 Cup gen 2	PROAM	3	28	1:13:31.878	8 Laps	7 Laps	132.3	23	1:55.229	180.9

Not classified: (Requirements: 75% of number laps of leader = 27 Laps)

54	Q1 by EMG Motorsport	BEL	Jan Laurysen	BEL			Porsche 992 GT3 Cup	PROAM	4	23	1:22:34.725	13 Laps	5 Laps	96.8	13	1:55.126	181.1
100	Bonaldi Motorsport	ITA	<b>Jakub Dwernicki</b>	POL	Jan Antoszewski	POL	Porsche 911 GT3 Cup gen 2	PROAM	5	7	14:09.348	29 Laps	16 Laps	171.8	3	1:58.728	175.6
26	Q1 by EMG Motorsport	BEL	<b>Maciej Darmetko</b>	POL	Artur Janosz	POL	Porsche 911 GT3 Cup gen 2	PROAM	6	1	2:22.609	35 Laps	6 Laps	146.2	1	2:22.609	146.2
33	Bonaldi Motorsport	ITA	<b>Tomasz Magdziarz</b>	POL	Daan Pijl	NLD	Porsche 911 GT3 Cup gen 2	PROAM	7								


Fastest lap Vandierendonck - Schouten in 1:54.328 at 182.4 Km/h in lap 17

Published at:.....

Air Temp: 27.0 °C Temp. Aire: 22.9 °C Humidity: 70 % Track Status: DRY

Stewards:	Race Director:	Timekeeper: Luis Angel Garcia Nuñez JOB/I-0020-ESP
-----------	----------------	---





Autodromo Nazionale Monza

GT Cup Open Europe

Race - 1

Provisional Results by Category



Autodromo Nazionale Monza 5.793 m.

Cls	N°	Entrant/Team	Nat	Driver 1	Nat	Driver 2	Nat	Vehicle	Cat	Cl	Laps	Total Time	Gap	Interval	Km/h	Best	Time	Km/h	
<b>PROAM</b>																			
1	53	Q1 by EMG Motorsport	BEL	<b>Nicolas Vandierendonck</b>	BEL	Dirk Schouten	NLD	Porsche 992 GT3 Cup	PROAM	1	36	1:12:31.019			172.5	17	1:54.328	182.4	
2	44	Eugenio Pisani	ITA	<b>Eugenio Pisani</b>	ITA	Stefano Bozzoni	ITA	Porsche 911 GT3 Cup gen 1	PROAM	2	35	1:12:46.341	1 Lap	1 Lap	167.1	12	1:55.501	180.5	
3	24	A&P Racing Team PTT Tech Support	POL	<b>Maciej Blazek</b>	POL	Mateusz Lisowski	POL	Porsche 991 GT3 Cup gen 2	PROAM	3	28	1:13:31.878	8 Laps	7 Laps	132.3	23	1:55.229	180.9	
<b>Not classified: (Requirements: 75% of number laps of leader = 27 Laps)</b>																			
54	Q1 by EMG Motorsport	BEL	Jan Laurysen	BEL		NLD	Porsche 992 GT3 Cup	PROAM	4	23	1:22:34.725	13 Laps	5 Laps	96.8	13	1:55.126	181.1		
100	Bonaldi Motorsport	ITA	<b>Jakub Dwernicki</b>	POL	Jan Antoszewski	POL	Porsche 911 GT3 Cup gen 2	PROAM	5	7	14:09.348	29 Laps	16 Laps	171.8	3	1:58.728	175.6		
26	Q1 by EMG Motorsport	BEL	<b>Maciej Darmetko</b>	POL	Artur Janosz	POL	Porsche 911 GT3 Cup gen 2	PROAM	6	1	2:22.609	35 Laps	6 Laps	146.2	1	2:22.609	146.2		
33	Bonaldi Motorsport	ITA	<b>Tomasz Magdziarz</b>	POL	Daan Pijl	NLD	Porsche 911 GT3 Cup gen 2	PROAM	7										
<b>AM</b>																			
1	12	Ghinzani Motorsport	ITA	Glauco Solieri	ITA			Porsche 911 GT3 Cup gen 2	AM	1	35	1:12:15.150			168.3	27	1:56.365	179.2	
2	32	Three Sixty Racing Team	AND	Fernando Fortes	BRA			Porsche 911 GT3 Cup gen 2	AM	2	35	1:12:20.707	5.557	5.557	168.1	24	1:57.229	177.8	
3	27	Three Sixty Racing Team	AND	Marcio Mauro	BRA			Porsche 911 GT3 Cup gen 2	AM	3	35	1:12:28.805	13.655	8.098	167.8	13	1:57.651	177.2	


Fastest lap Vandierendonck - Schouten in 1:54.328 at 182.4 Km/h in lap 17

Published at:.....

Air Temp: 27.0 °C Temp. Aire: 22.9 °C Humidity: 70 % Track Status: DRY

Stewards:	Race Director:	Timekeeper: Luis Angel Garcia Nuñez JOB/I-0020-ESP
-----------	----------------	---





**Autodromo Nazionale Monza**  
**GT Cup Open Europe**  
**Race - 1**  
**Provisional Results by Class**



Autodromo Nazionale Monza 5.793 m.

Cls	N°	Entrant/Team	Nat	Driver 1	Nat	Driver 2	Nat	Vehicle	Cat	Cl	Laps	Total Time	Gap	Interval	Km/h	Best	Time	Km/h	
<b>GT Open Cup Europe</b>																			
1	53	Q1 by EMG Motorsport	BEL	<b>Nicolas Vandierendonck</b>	BEL	Dirk Schouten	NLD	Porsche 992 GT3 Cup	PROAM	1	36	<b>1:12:31.019</b>			172.5	17	1:54.328	182.4	
2	12	Ghinzani Motorsport	ITA	Glauco Solieri	ITA			Porsche 911 GT3 Cup gen 2	AM	1	35	<b>1:12:15.150</b>	1 Lap	1 Lap	168.3	27	1:56.365	179.2	
3	32	Three Sixty Racing Team	AND	Fernando Fortes	BRA			Porsche 911 GT3 Cup gen 2	AM	2	35	<b>1:12:20.707</b>	1 Lap	5.557	168.1	24	1:57.229	177.8	
4	27	Three Sixty Racing Team	AND	Marcio Mauro	BRA			Porsche 911 GT3 Cup gen 2	AM	3	35	<b>1:12:28.805</b>	1 Lap	8.098	167.8	13	1:57.651	177.2	
5	44	Eugenio Pisani	ITA	<b>Eugenio Pisani</b>	ITA	Stefano Bozzoni	ITA	Porsche 911 GT3 Cup gen 1	PROAM	2	35	<b>1:12:46.341</b>	1 Lap	17.536	167.1	12	1:55.501	180.5	
6	24	A&P Racing Team PTT Tech Support	POL	<b>Maciej Blazek</b>	POL	Mateusz Lisowski	POL	Porsche 991 GT3 Cup gen 2	PROAM	3	28	<b>1:13:31.878</b>	8 Laps	7 Laps	132.3	23	1:55.229	180.9	
<b>Not classified: (Requirements: 75% of number laps of leader = 27 Laps)</b>																			
54	Q1 by EMG Motorsport	BEL	Jan Laurysen	BEL				Porsche 992 GT3 Cup	PROAM	4	23	<b>1:22:34.725</b>	13 Laps	5 Laps	96.8	13	1:55.126	181.1	
100	Bonaldi Motorsport	ITA	<b>Jakub Dwernicki</b>	POL	Jan Antoszewski	POL		Porsche 911 GT3 Cup gen 2	PROAM	5	7	<b>14:09.348</b>	29 Laps	16 Laps	171.8	3	1:58.728	175.6	
26	Q1 by EMG Motorsport	BEL	<b>Maciej Darmetko</b>	POL	Artur Janosz	POL		Porsche 911 GT3 Cup gen 2	PROAM	6	1	<b>2:22.609</b>	35 Laps	6 Laps	146.2	1	2:22.609	146.2	
33	Bonaldi Motorsport	ITA	<b>Tomasz Magdziarz</b>	POL	Daan Pijl	NLD		Porsche 911 GT3 Cup gen 2	PROAM	7									

Fastest lap Vandierendonck - Schouten in 1:54.328 at 182.4 Km/h in lap 17

Published at:.....

Air Temp: **27.0 °C** Temp. Aire: **22.9 °C** Humidity: **70 %** Track Status: **DRY**

Stewards:

Race Director:

Timekeeper: *[Signature]* Luis Angel Garcia Nuñez

JOB/I-0020-ESP







**Autodromo Nazionale Monza**  
**GT Cup Open Europe**  
**Race - 1**




Autodromo Nazionale Monza 5.793 m.

**Provisional Classification by Driver Fastest Lap**

Cl	N°	Entrant/Team	Nat	Vehicle	Driver	Nat	Cat	Cl	Laps	Best	Time	Gap	Interval	Km/h
1	53	Q1 by EMG Motorsport	BEL	Porsche 992 GT3 Cup	Dirk Schouten	NLD	PROAM	1	21	2	1:54.328			182.4
2	53	Q1 by EMG Motorsport	BEL	Porsche 992 GT3 Cup	Nicolas Vandierendo	BEL	PROAM	2	15	13	1:54.858	0.530	0.530	181.5
3	54	Q1 by EMG Motorsport	BEL	Porsche 992 GT3 Cup	Jan Laurysen	BEL	PROAM	3	23	13	1:55.126	0.798	0.268	181.1
4	24	A&P Racing Team PTT Tech Support	POL	Porsche 991 GT3 Cup gen 2	Mateusz Lisowski	POL	PROAM	4	12	7	1:55.229	0.901	0.103	180.9
5	44	Eugenio Pisani	ITA	Porsche 911 GT3 Cup gen 1	Eugenio Pisani	ITA	PROAM	5	21	12	1:55.501	1.173	0.272	180.5
6	24	A&P Racing Team PTT Tech Support	POL	Porsche 991 GT3 Cup gen 2	Maciej Blazek	POL	PROAM	6	16	7	1:56.119	1.791	0.618	179.5
7	12	Ghinzani Motorsport	ITA	Porsche 911 GT3 Cup gen 2	Glauco Solieri	ITA	AM	1	35	27	1:56.365	2.037	0.246	179.2
8	32	Three Sixty Racing Team	AND	Porsche 911 GT3 Cup gen 2	Fernando Fortes	BRA	AM	2	35	24	1:57.229	2.901	0.864	177.8
9	27	Three Sixty Racing Team	AND	Porsche 911 GT3 Cup gen 2	Marcio Mauro	BRA	AM	3	35	13	1:57.651	3.323	0.422	177.2
10	100	Bonaldi Motorsport	ITA	Porsche 911 GT3 Cup gen 2	Jakub Dwernicki	POL	PROAM	7	7	3	1:58.728	4.400	1.077	175.6
11	44	Eugenio Pisani	ITA	Porsche 911 GT3 Cup gen 1	Stefano Bozzoni	ITA	PROAM	8	14	14	2:03.434	9.106	4.706	168.9
12	26	Q1 by EMG Motorsport	BEL	Porsche 911 GT3 Cup gen 2	Maciej Darmetko	POL	PROAM	9	1	1	2:22.609	28.281	19.175	146.2





Autodromo Nazionale Monza

GT Cup Open Europe


Race - 1

Distance and Speed Average



Cls	N°	Entrant/Team	Nat	Driver 1	Nat	Driver 2	Nat	Vehicle	Cat	Cls	Laps	Distance	Total Time	Km/h
1	53	Q1 by EMG Motorsport	BEL	<b>Nicolas Vandierendonck</b>	BEL	Dirk Schouten	NLD	Porsche 992 GT3 Cup	PROAM	1	36	208.54	1:12:31.019	172.5
2	12	Ghinzani Motorsport	ITA	Glauco Solieri	ITA			Porsche 911 GT3 Cup gen 2	AM	1	35	202.75	1:12:15.150	168.3
3	32	Three Sixty Racing Team	AND	Fernando Fortes	BRA			Porsche 911 GT3 Cup gen 2	AM	2	35	202.75	1:12:20.707	168.1
4	27	Three Sixty Racing Team	AND	Marcio Mauro	BRA			Porsche 911 GT3 Cup gen 2	AM	3	35	202.75	1:12:28.805	167.8
5	44	Eugenio Pisani	ITA	<b>Eugenio Pisani</b>	ITA	Stefano Bozzoni	ITA	Porsche 911 GT3 Cup gen 1	PROAM	2	35	202.75	1:12:46.341	167.1
6	24	A&P Racing Team PTT Tech Support	POL	<b>Maciej Blazek</b>	POL	Mateusz Lisowski	POL	Porsche 991 GT3 Cup gen 2	PROAM	3	28	162.20	1:13:31.878	132.3
<b>Not classified: (Requirements: 75% of number laps of leader = 27 Laps)</b>														
54		Q1 by EMG Motorsport	BEL	Jan Laurysen	BEL			Porsche 992 GT3 Cup	PROAM	4	23	133.23	1:22:34.725	96.8
100		Bonaldi Motorsport	ITA	<b>Jakub Dwernicki</b>	POL	Jan Antoszewski	POL	Porsche 911 GT3 Cup gen 2	PROAM	5	7	40.55	14:09.348	171.8
26		Q1 by EMG Motorsport	BEL	<b>Maciej Darmetko</b>	POL	Artur Janosz	POL	Porsche 911 GT3 Cup gen 2	PROAM	6	1	05.79	2:22.609	146.2
33		Bonaldi Motorsport	ITA	<b>Tomasz Magdziarz</b>	POL	Daan Pijl	NLD	Porsche 911 GT3 Cup gen 2	PROAM	7				





**Autodromo Nazionale Monza**  
**GT Cup Open Europe**  
**Race - 1**  
**Lap Analysis**



12							24								
AM							PROAM								
Glauco Solieri							Maciej Blazek								
Porsche 911 GT3 Cup gen 2							Porsche 991 GT3 Cup gen 2								
Ghinzani Motorsport							A&P Racing Team PTT Tech								
Lap	D	Time	Sector 1	Sector 2	Sector 3	T. Spd	Elapsed	Lap	D	Time	Sector 1	Sector 2	Sector 3	T. Spd	Elapsed
1		2:11.402	45.315	42.919	43.168	200.0	2:11.402	1	1	2:09.078	45.656	41.953	41.469	215.1	2:09.078
2		1:59.092	37.534	40.632	40.926	252.9	4:10.494	2	1	1:57.182	36.695	40.071	40.416	258.9	4:06.260
3		1:57.839	36.932	40.061	40.846	254.7	6:08.333	3	1	1:56.800	36.786	39.735	40.279	261.5	6:03.060
4		1:57.802	36.589	40.401	40.812	262.7	8:06.135	4	1	1:56.281	36.559	39.657	40.065	261.5	7:59.341
5		1:57.798	36.664	40.211	40.923	260.8	10:03.933	5	1	1:56.468	36.583	39.655	40.230	262.1	9:55.809
6		1:57.645	36.718	39.974	40.953	260.8	12:01.578	6	1	1:56.819	36.676	39.958	40.185	262.7	11:52.628
7		1:57.650	36.863	40.166	40.621	262.1	13:59.228	7	1	1:56.119	36.527	39.497	40.095	263.4	13:48.747
8		2:04.758	36.491	42.807	45.460	264.0	16:03.986	8	1	1:57.996	36.332	40.226	41.438	261.5	15:46.743
9		2:03.900	39.187	42.371	42.342	212.5	18:07.886	9	1	1:57.904	36.965	40.306	40.633	257.1	17:44.647
10		2:00.534	37.573	41.277	41.684	221.7	20:08.420	10	1	1:59.812	37.024	40.368	42.420	254.7	19:44.459
11		1:57.226	36.694	40.023	40.509	261.5	22:05.646	11	1	1:56.694	36.810	39.581	40.303	259.6	21:41.153
12		1:57.635	36.878	39.915	40.842	262.7	24:03.281	12	1	2:02.007 P	36.820	39.575	45.612	259.6	23:43.160
13		1:57.691	36.950	40.080	40.661	261.5	26:00.972	13	1	2:18.134	57.622	40.000	40.512	198.8	26:01.294
14		1:59.571	36.964	40.430	42.177	262.7	28:00.543	14	1	1:58.683	36.915	40.284	41.484	264.7	27:59.977
15		2:06.159 P	37.105	40.476	48.578	256.5	30:06.702	15	1	1:56.906	37.001	39.766	40.139	258.9	29:56.883
16		4:52.946	3:30.920	40.981	41.045	198.5	34:59.648	16	1	2:02.940 P	36.836	39.957	46.147	259.6	31:59.823
17		1:57.850	36.813	40.190	40.847	262.1	36:57.498	17	2	4:45.412	3:24.809	40.326	40.277	196.0	36:45.235
18		1:57.509	36.692	40.154	40.663	263.4	38:55.007	18	2	1:55.721	36.837	39.323	39.561	258.3	38:40.956
19		1:57.525	36.628	40.606	40.291	262.7	40:52.532	19	2	1:56.198	36.509	39.746	39.943	258.9	40:37.154
20		1:58.152	36.963	40.385	40.804	259.6	42:50.684	20	2	2:08.626 P	37.226	40.270	51.130	258.9	42:45.780
21		1:57.744	36.827	40.203	40.714	262.1	44:48.428	21	2	4:51.474	3:31.979	39.866	39.629	197.4	47:37.254
22		1:58.474	36.718	40.505	41.251	262.7	46:46.902	22	2	1:55.440	36.758	39.086	39.596	258.3	49:32.694
23		1:57.255	36.851	39.948	40.456	257.7	48:44.157	23	2	1:55.229	36.387	39.298	39.544	259.6	51:27.923
24		1:58.046	37.168	40.061	40.817	262.7	50:42.203	24	2	1:55.423	36.691	39.206	39.526	259.6	53:23.346
25		1:57.961	36.734	40.167	41.060	262.7	52:40.164	25	2	1:55.305	36.642	39.080	39.583	258.9	55:18.651
26		1:57.173	36.651	40.026	40.496	264.0	54:37.337	26	2	2:09.144 P	37.701	43.082	48.361	260.2	57:27.795
27		1:56.365	36.446	39.513	40.406	263.4	56:33.702	27	2	14:02.871	12:39.476	41.779	41.616	173.0	1:11:30.666
28		1:56.721	36.693	39.786	40.242	254.1	58:30.423	28	2	2:01.212	38.252	40.807	42.153	230.7	1:13:31.878
29		1:56.645	36.582	39.817	40.246	262.1	1:00:27.068	<b>26</b>							
30		1:57.520	36.358	40.005	41.157	262.7	1:02:24.588	Maciej Darmetko Porsche 911 GT3 Cup gen 2							
31		1:57.963	37.350	40.212	40.401	240.0	1:04:22.551	PROAM Artur Janosz Q1 by EMG Motorsport							
32		1:56.942	36.642	39.952	40.348	260.2	1:06:19.493	Lap	D	Time	Sector 1	Sector 2	Sector 3	T. Spd	Elapsed
33		1:58.325	37.604	39.960	40.761	262.1	1:08:17.818	1	1	2:22.609 P	44.777	42.660	55.172	201.1	2:22.609
34		1:58.546	36.877	41.088	40.581	261.5	1:10:16.364								
35		1:58.786	36.784	40.064	41.938	261.5	1:12:15.150								





**Autodromo Nazionale Monza**  
**GT Cup Open Europe**  
**Race - 1**  
**Lap Analysis**



**27**

Marcio Mauro

Porsche 911 GT3 Cup gen 2

**32**

Fernando Fortes

Porsche 911 GT3 Cup gen 2

AM


Three Sixty Racing Team

AM

Three Sixty Racing Team

Lap	D	Time	Sector 1	Sector 2	Sector 3	T. Spd	Elapsed	Lap	D	Time	Sector 1	Sector 2	Sector 3	T. Spd	Elapsed
1		2:12.598	46.779	42.103	43.716	201.1	2:12.598	1		2:12.073	46.563	42.001	43.509	206.8	2:12.073
2		2:01.816	37.804	42.796	41.216	230.2	4:14.414	2		2:00.581	37.887	41.895	40.799	231.7	4:12.654
3		1:58.658	37.390	40.412	40.856	247.1	6:13.072	3		1:58.116	37.434	40.127	40.555	241.6	6:10.770
4		1:58.562	37.154	40.322	41.086	250.5	8:11.634	4		1:58.455	37.228	40.421	40.806	258.3	8:09.225
5		1:58.963	37.349	40.362	41.252	246.5	10:10.597	5		1:57.474	37.147	40.082	40.245	260.2	10:06.699
6		2:00.260	39.073	40.678	40.509	264.7	12:10.857	6		1:57.612	37.059	40.114	40.439	260.2	12:04.311
7		1:58.636	37.236	40.020	41.380	249.4	14:09.493	7		1:57.436	36.883	40.248	40.305	261.5	14:01.747
8		2:00.522	37.215	41.280	42.027	262.7	16:10.015	8		2:05.931	37.240	42.375	46.316	257.1	16:07.678
9		2:01.012	37.713	40.888	42.411	216.0	18:11.027	9		2:03.059	39.074	41.570	42.415	219.9	18:10.737
10		1:59.330	37.943	40.573	40.814	215.5	20:10.357	10		1:59.245	37.746	40.833	40.666	225.9	20:09.982
11		1:57.928	37.408	40.262	40.258	246.0	22:08.285	11		1:57.641	37.202	40.137	40.302	257.7	22:07.623
12		1:58.196	37.172	40.323	40.701	246.0	24:06.481	12		1:57.511	37.002	40.146	40.363	258.9	24:05.134
13		1:57.651	36.844	40.238	40.569	257.7	26:04.132	13		1:57.281	36.977	40.100	40.204	259.6	26:02.415
14		1:58.151	37.409	40.142	40.600	244.8	28:02.283	14		1:57.924	36.822	40.240	40.862	260.2	28:00.339
15		1:57.829	37.310	39.980	40.539	238.4	30:00.112	15		2:04.772 P	37.133	40.000	47.639	260.2	30:05.111
16		1:58.914	37.238	40.588	41.088	257.7	31:59.026	16		4:47.300	3:25.114	41.140	41.046	197.0	34:52.411
17		1:58.408	37.371	40.586	40.451	240.0	33:57.434	17		1:58.297	37.013	40.497	40.787	254.1	36:50.708
18		2:05.256 P	37.310	40.673	47.273	255.3	36:02.690	18		1:57.811	36.862	40.554	40.395	260.2	38:48.519
19		4:36.335	3:13.251	41.234	41.850	190.1	40:39.025	19		1:57.459	36.829	40.289	40.341	256.5	40:45.978
20		1:59.618	37.663	40.956	40.999	234.7	42:38.643	20		1:58.834	37.131	40.996	40.707	257.7	42:44.812
21		1:58.861	37.484	40.615	40.762	243.2	44:37.504	21		1:57.427	37.097	40.147	40.183	259.6	44:42.239
22		1:59.911	37.858	41.246	40.807	226.4	46:37.415	22		1:57.279	36.783	40.128	40.368	262.7	46:39.518
23		1:59.815	37.532	41.042	41.241	248.8	48:37.230	23		1:58.423	37.050	40.401	40.972	257.7	48:37.941
24		1:59.013	37.608	40.642	40.763	250.0	50:36.243	24		1:57.229	36.893	40.179	40.157	253.5	50:35.170
25		1:58.872	37.016	40.290	41.566	255.3	52:35.115	25		1:57.498	36.785	40.438	40.275	254.7	52:32.668
26		1:59.029	37.205	40.851	40.973	252.3	54:34.144	26		1:58.811	37.051	40.953	40.807	255.3	54:31.479
27		1:58.847	37.141	40.492	41.214	255.3	56:32.991	27		1:57.727	37.099	40.033	40.595	262.1	56:29.206
28		1:59.125	37.383	40.671	41.071	252.9	58:32.116	28		1:58.423	36.883	40.741	40.799	262.1	58:27.629
29		1:58.808	37.121	40.339	41.348	250.5	1:00:30.924	29		1:58.344	37.184	40.109	41.051	243.7	1:00:25.973
30		1:59.016	37.318	40.665	41.033	246.5	1:02:29.940	30		1:58.413	36.962	40.295	41.156	258.3	1:02:24.386
31		1:58.876	37.037	40.459	41.380	247.7	1:04:28.816	31		1:58.835	37.567	40.756	40.512	255.9	1:04:23.221
32		2:00.023	38.054	40.772	41.197	234.2	1:06:28.839	32		1:57.671	36.745	40.340	40.586	264.7	1:06:20.892
33		1:58.978	37.225	40.516	41.237	243.2	1:08:27.817	33		1:58.943	37.805	40.614	40.524	262.1	1:08:19.835
34		2:01.160	37.050	42.490	41.620	242.1	1:10:28.977	34		1:59.382	36.951	41.677	40.754	254.1	1:10:19.217
35		1:59.828	37.577	40.419	41.832	226.8	1:12:28.805	35		2:01.490	37.333	42.761	41.396	245.4	1:12:20.707





**Autodromo Nazionale Monza**  
**GT Cup Open Europe**  
**Race - 1**  
**Lap Analysis**



**44**

Eugenio Pisani

Porsche 911 GT3 Cup gen 1

**53**

Nicolas Vandierendonck

Porsche 992 GT3 Cup

PROAM

Stefano Bozzoni

Eugenio Pisani


PROAM

Dirk Schouten

Q1 by EMG Motorsport

Lap	D	Time	Sector 1	Sector 2	Sector 3	T. Spd	Elapsed	Lap	D	Time	Sector 1	Sector 2	Sector 3	T. Spd	Elapsed
1	1	2:06.196	44.458	41.511	40.227	211.3	2:06.196	1	1	2:05.121	43.560	40.763	40.798	213.4	2:05.121
2	1	1:56.501	36.698	39.784	40.019	262.1	4:02.697	2	1	1:56.136	36.368	39.556	40.212	266.0	4:01.257
3	1	1:56.911	37.685	39.505	39.721	261.5	5:59.608	3	1	1:57.164	36.762	40.601	39.801	256.5	5:58.421
4	1	1:56.050	36.609	39.520	39.921	262.1	7:55.658	4	1	1:55.537	36.371	39.326	39.840	262.1	7:53.958
5	1	1:55.903	36.624	39.293	39.986	262.1	9:51.561	5	1	1:55.354	36.284	39.092	39.978	264.7	9:49.312
6	1	1:56.224	36.571	39.702	39.951	261.5	11:47.785	6	1	1:57.427	36.794	40.672	39.961	258.3	11:46.739
7	1	1:56.319	37.121	39.294	39.904	257.7	13:44.104	7	1	1:55.757	36.135	39.767	39.855	261.5	13:42.496
8	1	1:57.330	36.385	39.614	41.331	264.0	15:41.434	8	1	1:58.017	36.953	39.640	41.424	260.2	15:40.513
9	1	2:01.007	38.484	41.403	41.120	196.3	17:42.441	9	1	1:59.782	38.210	40.633	40.939	233.7	17:40.295
10	1	2:00.507	37.787	40.269	42.451	215.5	19:42.948	10	1	2:01.782	37.609	40.716	43.457	250.0	19:42.077
11	1	1:55.835	36.782	39.249	39.804	250.5	21:38.783	11	1	1:55.384	36.288	39.333	39.763	260.2	21:37.461
12	1	1:55.501	36.516	39.236	39.749	260.8	23:34.284	12	1	1:55.363	36.334	39.433	39.596	261.5	23:32.824
13	1	1:55.900	36.524	39.364	40.012	264.0	25:30.184	13	1	1:54.858	36.101	39.215	39.542	259.6	25:27.682
14	1	1:56.113	36.751	39.423	39.939	260.8	27:26.297	14	1	1:55.613	36.445	39.317	39.851	255.3	27:23.295
15	1	1:56.382	36.601	39.487	40.294	262.1	29:22.679	15	1	2:02.532 P	36.355	39.260	46.917	261.5	29:25.827
16	1	1:55.999	36.458	39.579	39.962	262.7	31:18.678	16	2	4:29.712	3:10.489	39.589	39.634	203.0	33:55.539
17	1	1:55.965	36.593	39.424	39.948	262.1	33:14.643	17	2	1:54.328	35.991	38.961	39.376	260.8	35:49.867
18	1	1:56.291	36.705	39.619	39.967	262.1	35:10.934	18	2	1:54.573	36.032	38.858	39.683	255.9	37:44.440
19	1	1:56.927	36.833	39.699	40.395	258.3	37:07.861	19	2	1:55.192	36.623	38.741	39.828	254.7	39:39.632
20	1	1:56.493	36.568	39.787	40.138	262.7	39:04.354	20	2	1:56.155	36.306	39.442	40.407	261.5	41:35.787
21	1	2:03.861 P	36.903	40.790	46.168	261.5	41:08.215	21	2	1:54.928	36.238	38.879	39.811	257.7	43:30.715
22	2	4:30.565	3:04.793	42.308	43.464	199.6	45:38.780	22	2	1:56.002	36.425	39.343	40.234	260.2	45:26.717
23	2	2:05.557	40.382	42.149	43.026	258.3	47:44.337	23	2	1:56.123	36.384	39.445	40.294	257.7	47:22.840
24	2	2:05.837	38.607	42.943	44.287	254.7	49:50.174	24	2	1:55.745	36.679	39.223	39.843	252.9	49:18.585
25	2	2:05.837	38.735	42.736	44.366	258.3	51:56.011	25	2	1:55.695	36.464	39.316	39.915	253.5	51:14.280
26	2	2:07.241	37.776	45.912	43.553	232.2	54:03.252	26	2	1:55.963	36.514	39.415	40.034	256.5	53:10.243
27	2	2:04.045	37.644	42.159	44.242	255.3	56:07.297	27	2	1:55.617	36.427	39.349	39.841	254.1	55:05.860
28	2	2:06.896	38.557	42.598	45.741	235.8	58:14.193	28	2	1:55.692	36.399	39.402	39.891	256.5	57:01.552
29	2	2:06.062	38.864	43.416	43.782	246.0	1:00:20.255	29	2	1:56.052	36.842	39.351	39.859	254.7	58:57.604
30	2	2:03.756	37.980	42.511	43.265	241.0	1:02:24.011	30	2	1:56.157	36.619	39.533	40.005	252.3	1:00:53.761
31	2	2:04.570	38.718	42.252	43.600	233.2	1:04:28.581	31	2	1:55.928	36.577	39.443	39.908	257.7	1:02:49.689
32	2	2:04.227	38.171	42.424	43.632	240.5	1:06:32.808	32	2	1:56.201	36.597	39.726	39.878	256.5	1:04:45.890
33	2	2:05.109	37.796	41.591	45.722	250.0	1:08:37.917	33	2	1:55.686	36.543	39.434	39.709	256.5	1:06:41.576
34	2	2:04.990	38.698	42.017	44.275	221.7	1:10:42.907	34	2	1:56.445	36.739	39.459	40.247	253.5	1:08:38.021
35	2	2:03.434	37.896	41.820	43.718	248.8	1:12:46.341	35	2	1:56.231	36.750	39.409	40.072	256.5	1:10:34.252
								36	2	1:56.767	36.535	39.954	40.278	257.1	1:12:31.019





**Autodromo Nazionale Monza**  
**GT Cup Open Europe**  
**Race - 1**  
**Lap Analysis**



**54**

Jan Lauryssen

Porsche 992 GT3 Cup

PROAM

Q1 by EMG Motorsport

Lap	D	Time	Sector 1	Sector 2	Sector 3	T. Spd	Elapsed
1		2:05.312	43.758	41.300	40.254	206.1	2:05.312
2		1:56.523	36.671	39.756	40.096	262.7	4:01.835
3		1:56.933	36.855	40.344	39.734	258.3	5:58.768
4		1:55.588	36.668	39.228	39.692	257.1	7:54.356
5		1:55.268	36.505	39.084	39.679	258.9	9:49.624
6		1:56.291	36.557	40.296	<b>39.438</b>	261.5	11:45.915
7		1:55.140	36.510	<b>38.917</b>	39.713	258.3	13:41.055
8		1:57.610	<b>36.271</b>	39.596	41.743	259.6	15:38.665
9		2:00.163	37.484	40.898	41.781	231.2	17:38.828
10		2:02.691	38.023	40.686	43.982	231.7	19:41.519
11		1:55.241	36.557	39.019	39.665	258.3	21:36.760
12		1:55.294	36.528	39.041	39.725	258.3	23:32.054
13		<b>1:55.126</b>	36.426	38.927	39.773	259.6	25:27.180
14		1:55.307	36.490	39.023	39.794	258.9	27:22.487
15		1:55.821	36.766	39.000	40.055	258.3	29:18.308
16		1:55.387	36.631	39.094	39.662	257.1	31:13.695
17		1:55.821	36.555	39.191	40.075	257.7	33:09.516
18		1:55.505	36.484	39.014	40.007	257.7	35:05.021
19		2:02.232 P	36.519	39.445	46.268	258.9	37:07.253
20		4:39.334	3:18.830	40.054	40.450	196.7	41:46.587
21		1:55.895	36.602	39.353	39.940	257.1	43:42.482
22		1:55.998	36.862	39.185	39.951	256.5	45:38.480
23		36:56.245			37:36.196	258.3	1:22:34.725

**100**

Jakub Dwernicki

Porsche 911 GT3 Cup gen 2

PROAM


Jan Antoszewski

Bonaldi Motorsport

Lap	D	Time	Sector 1	Sector 2	Sector 3	T. Spd	Elapsed
1	1	2:11.778	47.014	42.051	42.713	173.0	2:11.778
2	1	2:01.982	38.257	42.697	41.028	216.0	4:13.760
3	1	<b>1:58.728</b>	36.851	41.195	<b>40.682</b>	249.4	6:12.488
4	1	1:58.899	<b>36.639</b>	41.036	41.224	248.2	8:11.387
5	1	1:58.962	36.682	<b>40.878</b>	41.402	252.3	10:10.349
6	1	1:59.085	37.394	40.879	40.812	257.1	12:09.434
7	1	1:59.914	36.688	41.785	41.441	252.3	14:09.348
8	1		36.866			257.1	







**Autodromo Nazionale Monza**  
**GT Cup Open Europe**  
**Race - 1**  
**Analysis by Lap**



Autodromo Nazionale Monza 5.793 m.

Num	Lap Time	Gap
-----	----------	-----

**Lap 32**

53	1:56.201	
12	1:56.942	1:33.603
32	1:57.671	1:35.002
27	2:00.023	1:42.949
44	2:04.227	1:46.918

Num	Lap Time	Gap
-----	----------	-----

**Lap 33**

53	1:55.686	
12	1:58.325	1:36.242
32	1:58.943	1:38.259
27	1:58.978	1:46.241
44	2:05.109	1:56.341

Num	Lap Time	Gap
-----	----------	-----

**Lap 34**

53	1:56.445	
12	1:58.546	1:38.343
32	1:59.382	1:41.196
27	2:01.160	1:50.956

Num	Lap Time	Gap
-----	----------	-----

**Lap 35**

53	1:56.231	
44	2:04.990	1 Lap
24	14:02.871	8 Laps
12	1:58.786	1:40.898
32	2:01.490	1:46.455
27	1:59.828	1:54.553


Num	Lap Time	Gap
-----	----------	-----

**Lap 36**

53	1:56.767	
44	2:03.434	1 Lap
24	2:01.212	8 Laps
54	36:56.245	13 Laps







Autodromo Nazionale Monza

GT Cup Open Europe

Race - 1


Best Sectors Results

Autodromo Nazionale Monza 5.793 m.



Sector - 1				Sector - 2				Sector - 3				Ideal Lap vs Best Lap				
Clas	Nº	Driver	Time	Nº	Driver	Time	Nº	Driver	Time	Clas	Nº	Driver	Ideal Lap	Best Lap	Clas	
1	53	Vandierendonck - Schouten	35.991	53	Vandierendonck - Schouten	38.741	53	Vandierendonck - Schouten	39.376	1	53	Vandierendonck - Schouten	1:54.108	1:54.328	1	
2	54	Jan Lauryszen	36.271	54	Jan Lauryszen	38.917	54	Jan Lauryszen	39.438	2	54	Jan Lauryszen	1:54.626	1:55.126	2	
3	24	Blazek - Lisowski	36.332	24	Blazek - Lisowski	39.080	24	Blazek - Lisowski	39.526	3	24	Blazek - Lisowski	1:54.938	1:55.229	3	
4	12	Glauco Solieri	36.358	44	Pisani - Bozzoni	39.236	44	Pisani - Bozzoni	39.721	4	44	Pisani - Bozzoni	1:55.342	1:55.501	4	
5	44	Pisani - Bozzoni	36.385	12	Glauco Solieri	39.513	32	Fernando Fortes	40.157	5	12	Glauco Solieri	1:56.113	1:56.365	5	
6	100	Dwernicki - Antoszewski	36.639	27	Marcio Mauro	39.980	12	Glauco Solieri	40.242	6	32	Fernando Fortes	1:56.902	1:57.229	6	
7	32	Fernando Fortes	36.745	32	Fernando Fortes	40.000	27	Marcio Mauro	40.258	7	27	Marcio Mauro	1:57.082	1:57.651	7	
8	27	Marcio Mauro	36.844	100	Dwernicki - Antoszewski	40.878	100	Dwernicki - Antoszewski	40.682	8	100	Dwernicki - Antoszewski	1:58.199	1:58.728	8	
9	26	Darmetko - Janosz	44.777	26	Darmetko - Janosz	42.660	26	Darmetko - Janosz	55.172	9	26	Darmetko - Janosz	2:22.609	2:22.609	9	





Autodromo Nazionale Monza

GT Cup Open Europe

Race - 1


Leader Sequence

Autodromo Nazionale Monza 5.793 m.



N°	Entrant/Team	Nat	Driver 1	Nat	Driver 2	Nat	Vehicle	Cat	Start Lap	End Lap	Laps	Total Laps
53	Q1 by EMG Motorsport		<u>Nicolas Vandierendonck</u>		Dirk Schouten		Porsche 992 GT3 Cup	PROAM	1	5	5	5
54	Q1 by EMG Motorsport		Jan Laurysen				Porsche 992 GT3 Cup	PROAM	6	19	14	14
44	Eugenio Pisani		<u>Eugenio Pisani</u>		Stefano Bozzoni		Porsche 911 GT3 Cup gen 1	PROAM	20	21	2	2
53	Q1 by EMG Motorsport		<u>Nicolas Vandierendonck</u>		Dirk Schouten		Porsche 992 GT3 Cup	PROAM	22	36	15	20





Autodromo Nazionale Monza

GT Cup Open Europe

Race - 1


Best 5 Lap Times

Autodromo Nazionale Monza 5.793 m.



Cl	N°	Entrant/Team	Nat	Driver 1	Nat	Driver 2	Nat	Vehicle	Cat	Cl	Best 1		Best 2		Best 3		Best 4		Best 5	
											Time	Lap	Time	Lap	Time	Lap	Time	Lap	Time	Lap
1	53	Q1 by EMG Motorsport	BEL	<b>Nicolas Vandierendonck</b>	BEL	Dirk Schouten	NLD	Porsche 992 GT3 Cup	PROAM	1	1:54.328	17	1:54.573	18	1:54.858	13	1:54.928	21	1:55.192	19
2	54	Q1 by EMG Motorsport	BEL	Jan Laurysen	BEL			Porsche 992 GT3 Cup	PROAM	2	1:55.126	13	1:55.140	7	1:55.241	11	1:55.268	5	1:55.294	12
3	24	A&P Racing Team PTT Tech Support	POL	<b>Maciej Blazek</b>	POL	Mateusz Lisowski	POL	Porsche 991 GT3 Cup gen 2	PROAM	3	1:55.229	23	1:55.305	25	1:55.423	24	1:55.440	22	1:55.721	18
4	44	Eugenio Pisani	ITA	<b>Eugenio Pisani</b>	ITA	Stefano Bozzoni	ITA	Porsche 911 GT3 Cup gen 1	PROAM	4	1:55.501	12	1:55.835	11	1:55.900	13	1:55.903	5	1:55.965	17
5	12	Ghinzani Motorsport	ITA	Glauco Solieri	ITA			Porsche 911 GT3 Cup gen 2	AM	1	1:56.365	27	1:56.645	29	1:56.721	28	1:56.942	32	1:57.173	26
6	32	Three Sixty Racing Team	AND	Fernando Fortes	BRA			Porsche 911 GT3 Cup gen 2	AM	2	1:57.229	24	1:57.279	22	1:57.281	13	1:57.427	21	1:57.436	7
7	27	Three Sixty Racing Team	AND	Marcio Mauro	BRA			Porsche 911 GT3 Cup gen 2	AM	3	1:57.651	13	1:57.829	15	1:57.928	11	1:58.151	14	1:58.196	12
8	100	Bonaldi Motorsport	ITA	<b>Jakub Dwernicki</b>	POL	Jan Antoszewski	POL	Porsche 911 GT3 Cup gen 2	PROAM	5	1:58.728	3	1:58.899	4	1:58.962	5	1:59.085	6	1:59.914	7
9	26	Q1 by EMG Motorsport	BEL	<b>Maciej Darmetko</b>	POL	Artur Janosz	POL	Porsche 911 GT3 Cup gen 2	PROAM	6	2:22.609	1								





Autodromo Nazionale Monza

GT Cup Open Europe

Race - 1


Best 5 Top Speeds

Autodromo Nazionale Monza 5.793 m.



Cl	N°	Entrant/Team	Nat	Driver 1	Nat	Driver 2	Nat	Vehicle	Cat	Cl	Top 1		Top 2		Top 3		Top 4		Top 5		Avg
											Km/h	Lap	Km/h	Lap	Km/h	Lap	Km/h	Lap	Km/h	Lap	
1	53	Q1 by EMG Motorsport	BEL	<b>Nicolas Vandierendonck</b>	BEL	Dirk Schouten	NLD	Porsche 992 GT3 Cup	PROAM	1	266.0	2	264.7	5	262.1	4	261.5	7	261.5	12	263.1
2	24	A&P Racing Team PTT Tech Support	POL	<b>Maciej Blazek</b>	POL	Mateusz Lisowski	POL	Porsche 991 GT3 Cup gen 2	PROAM	2	264.7	14	263.4	7	262.7	6	262.1	5	261.5	3	262.9
3	27	Three Sixty Racing Team	AND	Marcio Mauro	BRA			Porsche 911 GT3 Cup gen 2	AM	1	264.7	6	262.7	8	257.7	13	257.7	16	255.3	18	259.6
4	32	Three Sixty Racing Team	AND	Fernando Fortes	BRA			Porsche 911 GT3 Cup gen 2	AM	2	264.7	32	262.7	22	262.1	27	262.1	28	262.1	33	262.7
5	12	Ghinzani Motorsport	ITA	Glauco Solieri	ITA			Porsche 911 GT3 Cup gen 2	AM	3	264.0	8	264.0	26	263.4	18	263.4	27	262.7	4	263.5
6	44	Eugenio Pisani	ITA	<b>Eugenio Pisani</b>	ITA	Stefano Bozzoni	ITA	Porsche 911 GT3 Cup gen 1	PROAM	3	264.0	8	264.0	13	262.7	16	262.7	20	262.1	2	263.1
7	54	Q1 by EMG Motorsport	BEL	Jan Laurysen	BEL			Porsche 992 GT3 Cup	PROAM	4	262.7	2	261.5	6	259.6	8	259.6	13	258.9	5	260.4
8	100	Bonaldi Motorsport	ITA	<b>Jakub Dwernicki</b>	POL	Jan Antoszewski	POL	Porsche 911 GT3 Cup gen 2	PROAM	5	257.1	6	257.1	8	252.3	5	252.3	7	249.4	3	253.6
9	26	Q1 by EMG Motorsport	BEL	<b>Maciej Darmetko</b>	POL	Artur Janosz	POL	Porsche 911 GT3 Cup gen 2	PROAM	6	201.1	1									201.1





Autodromo Nazionale Monza

GT Cup Open Europe


Race - 1

Fastest Laps Sequence



Lap	Time of Day	Session Time	N°	Entrant/Team	Nat	Driver 1	Nat	Driver 2	Nat	Vehicle	Cat	Time	Km/h
2	16:57:56.621	2:56.621	53	Q1 by EMG Motorsport	BEL	Nicolas Vandierendonck	BEL	Dirk Schouten	NLD	Porsche 992 GT3 Cup	PROAM	1:56.136	179.5
4	17:01:49.322	6:49.322	53	Q1 by EMG Motorsport	BEL	Nicolas Vandierendonck	BEL	Dirk Schouten	NLD	Porsche 992 GT3 Cup	PROAM	1:55.537	180.5
5	17:03:44.675	8:44.675	53	Q1 by EMG Motorsport	BEL	Nicolas Vandierendonck	BEL	Dirk Schouten	NLD	Porsche 992 GT3 Cup	PROAM	1:55.354	180.7
5	17:03:44.988	8:44.988	54	Q1 by EMG Motorsport	BEL	Jan Laurysen	BEL			Porsche 992 GT3 Cup	PROAM	1:55.268	180.9
7	17:07:36.419	12:36.419	54	Q1 by EMG Motorsport	BEL	Jan Laurysen	BEL			Porsche 992 GT3 Cup	PROAM	1:55.140	181.1
13	17:19:22.544	24:22.544	54	Q1 by EMG Motorsport	BEL	Jan Laurysen	BEL			Porsche 992 GT3 Cup	PROAM	1:55.126	181.1
13	17:19:23.046	24:23.046	53	Q1 by EMG Motorsport	BEL	Nicolas Vandierendonck	BEL	Dirk Schouten	NLD	Porsche 992 GT3 Cup	PROAM	1:54.858	181.5
17	17:29:45.231	34:45.231	53	Q1 by EMG Motorsport	BEL	Nicolas Vandierendonck	BEL	Dirk Schouten	NLD	Porsche 992 GT3 Cup	PROAM	1:54.328	182.4





# Autodromo Nazionale Monza

## GT Cup Open Europe


### Race - 1

#### Event Best Maximum Speed



Nº	Entrant/Team	Nat	Driver 1	Nat	Driver 2	Nat	Vehicle	Cat	Km/h	Session
24	A&P Racing Team PTT Tech Support		Maciej Blazek		Mateusz Lisowski		Porsche 991 GT3 Cup gen 2	PROAM	270.0	Private test - 2
44	Eugenio Pisani		Eugenio Pisani		Stefano Bozzoni		Porsche 911 GT3 Cup gen 1	PROAM	270.0	Free Practice - 2
26	Q1 by EMG Motorsport		Maciej Darmetko		Artur Janosz		Porsche 911 GT3 Cup gen 2	PROAM	270.0	Qualifying - 1 Driver - 1
33	Bonaldi Motorsport		Tomasz Magdziarz		Daan Pijl		Porsche 911 GT3 Cup gen 2	PROAM	266.6	Free Practice - 1
100	Bonaldi Motorsport		Jakub Dwernicki		Jan Antoszewski		Porsche 911 GT3 Cup gen 2	PROAM	266.0	Free Practice - 1
53	Q1 by EMG Motorsport		Nicolas Vandierendonck		Dirk Schouten		Porsche 992 GT3 Cup	PROAM	266.0	Race - 1
12	Ghinzani Motorsport		Glauco Solieri				Porsche 911 GT3 Cup gen 2	AM	264.7	Free Practice - 2
27	Three Sixty Racing Team		Marcio Mauro				Porsche 911 GT3 Cup gen 2	AM	264.7	Race - 1
32	Three Sixty Racing Team		Fernando Fortes				Porsche 911 GT3 Cup gen 2	AM	264.7	Race - 1
54	Q1 by EMG Motorsport		Jan Lauryssen				Porsche 992 GT3 Cup	PROAM	262.7	Race - 1
126	Three Sixty Racing Team		Albert Estragués				Transam Euro Ford Mustang 2018	AM	206.1	Free Practice - 2





Autodromo Nazionale Monza

GT Cup Open Europe

Race - 1


Lap Chart



LAP

Nr	Po	Grid	1	2	3	4	5	6	7	8	9	10	11	12	13	14	15	16	17	18	19	20	21	22	23	24	25	26	27	28	29	30	31	32	33	34	35	
54	1	54	53	53	53	53	53	54	54	54	54	54	54	54	54	54	54	54	54	54	54	44	44	53	53	53	53	53	53	53	53	53	53	53	53	53	53	
44	2	44	54	54	54	54	54	53	53	53	53	53	53	53	53	53	44	44	44	44	44	53	53	54	44	44	44	44	44	44	44	44	44	12	12	12	12	12
53	3	53	44	44	44	44	44	44	44	44	44	44	44	44	44	44	53	27	27	27	53	54	54	44	27	32	32	32	32	32	32	32	32	32	32	32	32	32
26	4	26	24	24	24	24	24	24	24	24	24	24	24	24	12	24	24	24	53	53	24	27	27	27	32	27	27	27	12	12	12	44	27	27	27	27	27	
33	5	33	12	12	12	12	12	12	12	12	12	12	12	12	24	32	27	53	24	24	27	32	32	32	12	12	12	12	27	27	27	44	44	44	44	44	44	
24	6	24	100	32	32	32	32	32	32	32	32	32	32	32	32	12	32	32	32	32	32	24	12	12	24	24	24	24	24	24	24	24	24	24	24	24	24	
12	7	12	32	100	100	100	100	100	100	27	27	27	27	27	27	12	12	12	12	12	12	24	24	54														
32	8	32	27	27	27	27	27	27	27																													
27	9	27	26																																			
100	10	100																																				





Autodromo Nazionale Monza

GT Cup Open Europe

Race - 1

Lap Chart




**LA**

Nr	Po	36
54	1	53
44	2	
53	3	
26	4	
33	5	
24	6	
12	7	
32	8	
27	9	
100	10	



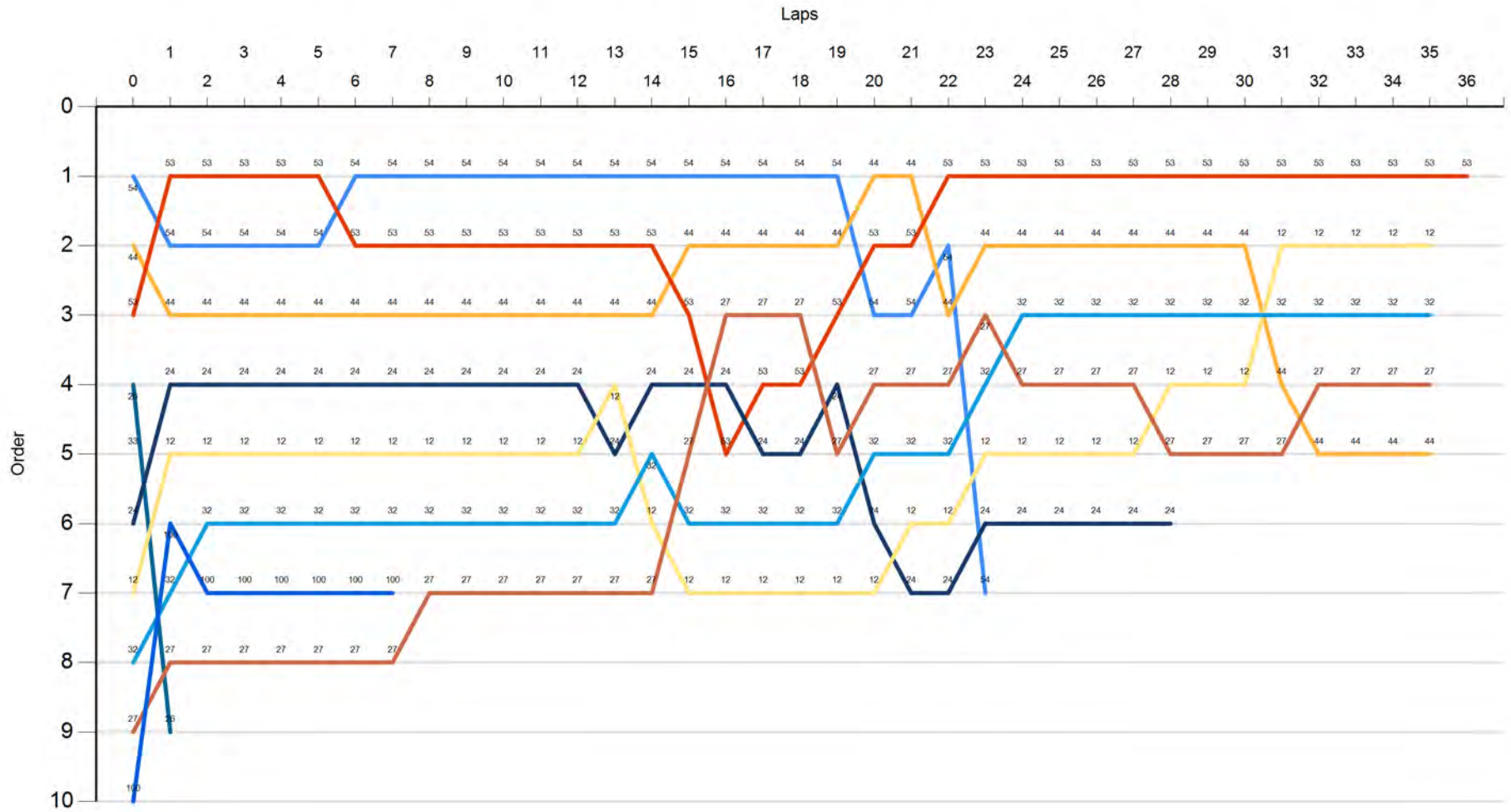





Autodromo Nazionale Monza  
 GT Cup Open Europe  
 Race - 1  
 Graphic Lap Chart



- 54
- 44
- 53
- 26
- 33
- 24
- 12
- 32
- 27
- 100





# Autodromo Nazionale Monza

## GT Cup Open Europe

### Race - 1

#### Pit Stop Analysis



Nr.	In Day Time	Entrant/Team	Nat	Driver 1	Nat	Driver 2	Nat	Vehicle	Cat	In Time	Stop N°	Pit Time	Handicap	Penalty
53	17:23:15.699	Q1 by EMG Motorsport		<b>Nicolas Vandierendonck</b>		Dirk Schouten		Porsche 992 GT3 Cup	PROAM	29:20.335	1	2:39.608	2:30	
32	17:23:55.034	Three Sixty Racing Team		Fernando Fortes				Porsche 911 GT3 Cup gen 2	AM	29:59.670	1	2:51.998	2:40	
12	17:23:56.338	Ghinzani Motorsport		Glauco Solieri				Porsche 911 GT3 Cup gen 2	AM	30:00.974	1	2:59.722	2:40	
24	17:25:49.856	A&P Racing Team PTT Tech Su		<b>Maciej Blazek</b>		Mateusz Lisowski		Porsche 991 GT3 Cup gen 2	PROAM	31:54.492	2	2:52.848	2:50	
27	17:29:52.703	Three Sixty Racing Team		Marcio Mauro				Porsche 911 GT3 Cup gen 2	AM	35:57.339	1	2:40.257	2:30	
54	17:30:57.228	Q1 by EMG Motorsport		Jan Laurysen				Porsche 992 GT3 Cup	PROAM	37:01.864	1	2:46.672	2:45	
44	17:34:58.463	Eugenio Pisani		<b>Eugenio Pisani</b>		Stefano Bozzoni		Porsche 911 GT3 Cup gen 1	PROAM	41:03.099	1	2:33.044	2:30	
24	17:36:35.696	A&P Racing Team PTT Tech Su		<b>Maciej Blazek</b>		Mateusz Lisowski		Porsche 991 GT3 Cup gen 2	PROAM	42:40.332	3	2:59.223	2:50	
24	17:51:17.601	A&P Racing Team PTT Tech Su		<b>Maciej Blazek</b>		Mateusz Lisowski		Porsche 991 GT3 Cup gen 2	PROAM	57:22.237	4	12:03.042	2:50	





**Autodromo Nazionale Monza**  
**GT Cup Open Europe**  
**Race - 1**  
**Weather Report**



**Air Temperature**  
 Sin datos disponibles

**Track Temperature**  
 Sin datos disponibles

**Humidity**  
 Sin datos disponibles

**Pressure**  
 Sin datos disponibles




































**Wind Speed**  
 Sin datos disponibles

**Wind direction**  
 North = 0°/360° Est = 90° South = 180° West = 270°  
 Sin datos disponibles





### Championship Classification

Cls.	Name	Nat.	Net Pts.	Pts.	 Paul Ricard		 SPA-Francorchamps		 Hungaroring		 Monza		 Barcelona	
					R1	R2	R1	R2	R1	R2	R1	R2	R1	R2
1	Maciej Blazek		69	69	15	8	4	10	15	12	5			
	Mateusz Lisowski		69	69	15	8	4	10	15	12	5			
2	Maciej Darmetko		43	43	8	10			10	15				
	Artur Janosz		43	43	8	10			10	15				
3	Jakub Dwernicki		39	39	5	3	5	8	8	10				
	Jan Antoszewski		39	39	5	3	5	8	8	10				
4	Dirk Schouten		37	37			10	12			15			
	Nicolas Vandierendonck		37	37			10	12			15			
5	Fernando Fortes		30	30	4	4	6	6			10			
6	Eugenio Pisani		29	29	3	2	8	4	6		6			
	Stefano Bozzoni		29	29	3	2	8	4	6		6			
7	Bas Schouten		27	27			12	15						
	Jan Laurysen		27	27			12	15						
8	Andrzej Lewandowski		27	27	12	15								
9	Glauco Solieri		24	24	6	6					12			
10	Rodrigue Gillion		22	22	10	12								
	Nico Verdonck		22	22	10	12								
11	Tomasz Magdziarz		20	20					12	8				
	Daan Pijl		20	20					12	8				
12	Jaap Van Lagen		20	20			15	5						
	Filip Teunkens		20	20			15	5						
13	Marcio Mauro		14	14			3	3			8			
14	Mark Speakerwas		11	11					5	6				
	Peter Karpi		11	11					5	6				
15	Jan Klingelberg		6	6	1	5								
	Dino Zamparelli		6	6	1	5								
16	Fernando Navarrete		3	3	2	1								
	Fernando Navarrete jr		3	3	2	1								
17	Oscar Aristot		0	0										
18	Albert Estragués		0	0										




















### Championship PROAM Classification

Cls.	Name	Nat.	Net Pts.	Pts.	 Paul Ricard		 SPA-Francorchamps		 Hungaroring		 Monza		 Barcelona	
					R1	R2	R1	R2	R1	R2	R1	R2	R1	R2
1	Maciej Blazek		36	36	10	6	1	4	5	4	6			
	Mateusz Lisowski		36	36	10	6	1	4	5	4	6			
2	Maciej Darmetko		22	22	6	8			3	5				
	Artur Janosz		22	22	6	8			3	5				
3	Eugenio Pisani		18	18	3	2	3	1	1		8			
	Stefano Bozzoni		18	18	3	2	3	1	1		8			
4	Nico Verdonck		18	18	8	10								
	Rodrigue Gillion		18	18	8	10								
5	Jakub Dwernicki		17	17	4	3	2	3	2	3				
	Jan Antoszewski		17	17	4	3	2	3	2	3				
6	Nicolas Vandierendonck		10	10							10			
	Dirk Schouten		10	10							10			
7	Jan Laurysen		9	9			4	5						
	Bas Schouten		9	9			4	5						
8	Filip Teunkens		7	7			5	2						
	Jaap Van Lagen		7	7			5	2						
9	Daan Pijl		6	6					4	2				
	Tomasz Magdziarz		6	6					4	2				
10	Dino Zamparelli		6	6	2	4								
	Jan Klingelberg		6	6	2	4								




















### Championship AM Classification

Cls.	Name	Nat.	Net Pts.	Pts.	 Paul Ricard		 SPA-Francorchamps		 Hungaroring		 Monza		 Barcelona	
					R1	R2	R1	R2	R1	R2	R1	R2	R1	R2
1	Fernando Fortes		24	24	6	6	4	4			4			
2	Glauco Solieri		21	21	8	8					5			
3	Andrzej Lewandowski		20	20	10	10								
4	Marcio Mauro		15	15	3	3	3	3			3			
5	Mark Speakerwas		10	10					5	5				
	Peter Karpí		10	10					5	5				
6	Nicolas Vandierendonck		10	10			5	5						
	Dirk Schouten		10	10			5	5						
7	Fernando Navarrete		8	8	4	4								
	Fernando Navarrete jr		8	8	4	4								
8	Oscar Aristot		6	6	3	3								
9	Albert Estragués		0	0										



### Championship Teams' Classification

Cls.	Team	Nat.	Net Pts.	Pts.	 Paul Ricard		 SPA-Francorchamps		 Hungaroring		 Monza		 Barcelona	
					R1	R2	R1	R2	R1	R2	R1	R2	R1	R2
1	Q1 by EMG Motorsport		72	72	4	6	18	18	6	10	10			
2	A&P Racing Team PTT Tech Support		40	40	10	4		6	10	8	2			
3	Alda Motorsport		30	30	2		2	4	12	10				
4	Vincenzo Sospiri Racing		18	18	8	10								
5	Three Sixty Racing Team		16	16			3	3			10			
6	CAME Racing Team		14	14			4		5	5				
7	PROsport Racing		14	14	6	8								
8	Ghinzani Motorsport		8	8							8			
9	AKM Motorsport		6	6	3	3								
10	Eugenio Pisani		3	3							3			
11	J. Morcillo / E2P Racing		2	2		2								
12	Bonaldi Motorsport		0	0										





### Drivers Statistics


Cls.	Nº	Name	Nat.	Net Points	Points	First Positions	Seconds Positions	Thirds Positions	Race Fastest Laps	Pole Positions	Laps in first place	Km. covered in Race	Km. covered in Practice
1	24	Maciej Blazek		69	69	2	1	1	1	2	66	1083.02	1002.42
	24	Mateusz Lisowski		69	69	2	1	1	1	2	66	1083.02	1002.42
2	26	Maciej Darmetko		43	43	1		2	1		36	591.861	1095.92
	26	Artur Janosz		43	43	1		2	1		36	591.861	1095.92
3	100	Jakub Dwernicki		39	39			1				945.604	1167.40
	100	Jan Antoszewski		39	39			1				945.604	1167.40
4	53	Dirk Schouten		37	37		1	1	1		20	544.740	901.059
	53	Nicolas Vandierendonck		37	37		1	1	1		20	544.740	901.059
5	32	Fernando Fortes		30	30			1				823.043	898.382
6	44	Eugenio Pisani		29	29				1		2	1068.37	1112.66
	44	Stefano Bozzoni		29	29				1		2	1068.37	1112.66
7	54	Bas Schouten		27	27	1	1				16	336.192	364.208
	54	Jan Laurysen		27	27	1	1			1	30	469.431	653.858
8	66	Andrzej Lewandowski		27	27	1	1				11	296.922	221.236
9	12	Glauco Solieri		24	24		1					493.855	580.750
10	191	Rodrigue Gillion		22	22		1	1	1	1	1	296.922	331.854
	191	Nico Verdonck		22	22		1	1	1	1	1	296.922	331.854
11	33	Tomasz Magdziarz		20	20		1				6	284.765	487.047
	33	Daan Pijl		20	20		1				6	284.765	487.047
12	50	Jaap Van Lagen		20	20	1			2	1	18	329.188	273.156
	50	Filip Teunkens		20	20	1			2	1	18	329.188	273.156
13	27	Marcio Mauro		14	14						1	811.399	1050.70
14	45	Mark Speakerwas		11	11							276.003	61.334
	45	Peter Karpi		11	11							276.003	61.334
15	28	Jan Klingelberg		6	6					1	11	291.100	355.142
	28	Dino Zamparelli		6	6					1	11	291.100	355.142
16	190	Fernando Navarrete		3	3							291.100	326.032
	190	Fernando Navarrete jr		3	3							291.100	326.032
17	27	Oscar Aristot		0	0							279.456	395.896
18	126	Albert Estragués		0	0							104.796	496.261





## Drivers Performance

Cls.	Name	Nat.	Net Pts.	Pts.	 Paul Ricard		 SPA-Francorchamps		 Hungaroring		 Monza		 Barcelona	
					R1	R2	R1	R2	R1	R2	R1	R2	R1	R2
1	Maciej Blazek		69	69	3-1	3-4	1-7	6-3	NP-1	1-2	6-6			
	Mateusz Lisowski		69	69	3-1	3-4	1-7	6-3	NP-1	1-2	6-6			
2	Maciej Darmetko		43	43	2-4	8-3	2-NP	NP-NP	NP-3	5-1	4-NC			
	Artur Janosz		43	43	2-4	8-3	2-NP	NP-NP	NP-3	5-1	4-NC			
3	Jakub Dwernicki		39	39	10-6	4-8	7-6	4-4	NP-4	6-3	10-NC			
	Jan Antoszewski		39	39	10-6	4-8	7-6	4-4	NP-4	6-3	10-NC			
4	Dirk Schouten		37	37	NP-	NP-	NP-3	NP-2	NP-NP	NP-NP	NP-NP			
	Nicolas Vandierendonck		37	37	NP-	NP-	NP-3	NP-2	NP-NP	NP-NP	NP-NP			
5	Fernando Fortes		30	30	12-7	9-7	4-5	5-5	NP-NP	NP-NP	8-3			
6	Eugenio Pisani		29	29	5-8	11-9	9-4	7-7	NP-5	3-NC	2-5			
	Stefano Bozzoni		29	29	5-8	11-9	9-4	7-7	NP-5	3-NC	2-5			
7	Bas Schouten		27	27	NP-	NP-	3-2	3-1	NP-NP	NP-NP	NP-NP			
	Jan Laurysen		27	27	NP-	NP-	3-2	3-1	NP-NP	NP-NP	1-NC			
8	Andrzej Lewandowski		27	27	4-2	2-1	NP-NP	NP-NP	NP-NP	NP-NP	NP-NP			
9	Glauco Solieri		24	24	9-5	7-5	NP-NP	NP-NP	NP-NP	NP-NP	7-2			
10	Rodrigue Gillion		22	22	6-3	1-2	NP-NP	NP-NP	NP-NP	NP-NP	NP-NP			
	Nico Verdonck		22	22	6-3	1-2	NP-NP	NP-NP	NP-NP	NP-NP	NP-NP			
11	Tomasz Magdziarz		20	20	NP-NP	NP-NP	NP-NP	NP-NP	NP-2	2-4	5-NP			
	Daan Pijl		20	20	NP-NP	NP-NP	NP-NP	NP-NP	NP-2	2-4	5-NP			
12	Jaap Van Lagen		20	20	NP-	NP-	5-1	1-6	NP-NP	NP-NP	NP-NP			
	Filip Teunkens		20	20	NP-	NP-	5-1	1-6	NP-NP	NP-NP	NP-NP			
13	Marcio Mauro		14	14	11-11	10-11	8-8	8-8	NP-NP	NP-NP	9-4			
14	Mark Speakerwas		11	11	NP-NP	NP-NP	NP-NP	NP-NP	NP-6	4-5	NP-NP			
	Peter Karpi		11	11	NP-NP	NP-NP	NP-NP	NP-NP	NP-6	4-5	NP-NP			
15	Jan Klingenberg		6	6	1-10	5-6	NP-NP	NP-NP	NP-NP	NP-NP	NP-NP			
	Dino Zamparelli		6	6	1-10	5-6	NP-NP	NP-NP	NP-NP	NP-NP	NP-NP			
16	Fernando Navarrete		3	3	8-9	12-10	NP-NP	NP-NP	NP-NP	NP-NP	NP-NP			
	Fernando Navarrete jr		3	3	8-9	12-10	NP-NP	NP-NP	NP-NP	NP-NP	NP-NP			
17	Oscar Aristot		0	0	11-11	10-11	NP-NP	NP-NP	NP-NP	NP-NP	NP-NP			
18	Albert Estragués		0	0	7-NC	6-NC	NP-NP	NP-NP	NP-NP	NP-NP	NP-NP			



Autodromo Nazionale Monza

GT Cup Open Europe

Race - 2

Provisional Results



Autodromo Nazionale Monza 5.793 m.

Cls	N°	Entrant/Team	Nat	Driver 1	Nat	Driver 2	Nat	Vehicle	Cat	Cl	Laps	Total Time	Gap	Interval	Km/h	Best	Time	Km/h	
1	54	Q1 by EMG Motorsport	BEL	Jan Lauryssen	BEL			Porsche 992 GT3 Cup	PROAM	1	27	1:02:06.140			151.1	24	2:10.254	160.1	
2	33	Bonaldi Motorsport	ITA	Tomasz Magdziarz	POL	<u>Daan Pijl</u>	NLD	Porsche 911 GT3 Cup gen 2	PROAM	2	27	1:02:18.629	12.489	12.489	150.6	6	2:08.741	161.9	
3	53	Q1 by EMG Motorsport	BEL	Nicolas Vandierendonck	BEL	<u>Dirk Schouten</u>	NLD	Porsche 992 GT3 Cup	PROAM	3	26	1:02:19.463	1 Lap	1 Lap	145.0	5	2:08.694	162.0	
4	26	Q1 by EMG Motorsport	BEL	Maciej Darmetko	POL	<u>Artur Janosz</u>	POL	Porsche 911 GT3 Cup gen 2	PROAM	4	26	1:02:37.871	1 Lap	18.408	144.2	7	2:08.440	162.3	
5	100	Bonaldi Motorsport	ITA	Jakub Dwernicki	POL	<u>Jan Antoszewski</u>	POL	Porsche 911 GT3 Cup gen 2	PROAM	5	26	1:02:45.244	1 Lap	7.373	144.0	2	2:09.847	160.6	
6	44	Eugenio Pisani	ITA	Eugenio Pisani	ITA	<u>Stefano Bozzoni</u>	ITA	Porsche 911 GT3 Cup gen 1	PROAM	6	25	1:02:10.697	2 Laps	1 Lap	139.7	22	2:11.129	159.0	
7	12	Ghinzani Motorsport	ITA	Glauco Solieri	ITA			Porsche 911 GT3 Cup gen 2	AM	1	25	1:02:19.682	2 Laps	8.985	139.4	24	2:12.017	157.9	
8	32	Three Sixty Racing Team	BRA	Fernando Fortes	BRA			Porsche 911 GT3 Cup gen 2	AM	2	25	1:02:29.644	2 Laps	9.962	139.0	24	2:14.220	155.3	
9	27	Three Sixty Racing Team	BRA	Marcio Mauro	BRA			Porsche 911 GT3 Cup gen 2	AM	3	24	1:02:42.015	3 Laps	1 Lap	133.0	24	2:15.302	154.1	
<b>Not classified: (Requirements: 75% of number laps of leader = 21 Laps)</b>																			
24		A&P Racing Team PTT Tech Support	POL	Maciej Blazek	POL	<u>Mateusz Lisowski</u>	POL	Porsche 991 GT3 Cup gen 2	PROAM	7	9	20:06.749	18 Laps	15 Laps	155.5	5	2:08.542	162.2	


Fastest lap Darmetko - Janosz in 2:08.440 at 162.3 Km/h in lap 7

Published at:.....

Air Temp: 19.9 °C Air Temp: 19.4 °C Humidity: 91 % Track Status: WET

Stewards:	Race Director:	Timekeeper: Luis Angel Garcia Nuñez JOB/I-0020-ESP
-----------	----------------	---





**Autodromo Nazionale Monza**  
**GT Cup Open Europe**  
**Race - 2**  
**Provisional Results by Category**



Autodromo Nazionale Monza 5.793 m.

Cls	N°	Entrant/Team	Nat	Driver 1	Nat	Driver 2	Nat	Vehicle	Cat	Cl	Laps	Total Time	Gap	Interval	Km/h	Best	Time	Km/h
<b>PROAM</b>																		
1	54	Q1 by EMG Motorsport	BEL	Jan Lauryszen	BEL			Porsche 992 GT3 Cup	PROAM	1	27	1:02:06.140			151.1	24	2:10.254	160.1
2	33	Bonaldi Motorsport	ITA	Tomasz Magdziarz	POL	Daan Pijl	NLD	Porsche 911 GT3 Cup gen 2	PROAM	2	27	1:02:18.629	12.489	12.489	150.6	6	2:08.741	161.9
3	53	Q1 by EMG Motorsport	BEL	Nicolas Vandierendonck	BEL	Dirk Schouten	NLD	Porsche 992 GT3 Cup	PROAM	3	26	1:02:19.463	1 Lap	1 Lap	145.0	5	2:08.694	162.0
4	26	Q1 by EMG Motorsport	BEL	Maciej Darmetko	POL	Artur Janosz	POL	Porsche 911 GT3 Cup gen 2	PROAM	4	26	1:02:37.871	1 Lap	18.408	144.2	7	2:08.440	162.3
5	100	Bonaldi Motorsport	ITA	Jakub Dwernicki	POL	Jan Antoszewski	POL	Porsche 911 GT3 Cup gen 2	PROAM	5	26	1:02:45.244	1 Lap	7.373	144.0	2	2:09.847	160.6
6	44	Eugenio Pisani	ITA	Eugenio Pisani	ITA	Stefano Bozzoni	ITA	Porsche 911 GT3 Cup gen 1	PROAM	6	25	1:02:10.697	2 Laps	1 Lap	139.7	22	2:11.129	159.0
<b>Not classified: (Requirements: 75% of number laps of leader = 21 Laps)</b>																		
24		A&P Racing Team PTT Tech Support	POL	Maciej Blazek	POL	Mateusz Lisowski	POL	Porsche 991 GT3 Cup gen 2	PROAM	7	9	20:06.749	18 Laps	16 Laps	155.5	5	2:08.542	162.2

<b>AM</b>																		
1	12	Ghinzani Motorsport	ITA	Glauco Solieri	ITA			Porsche 911 GT3 Cup gen 2	AM	1	25	1:02:19.682			139.4	24	2:12.017	157.9
2	32	Three Sixty Racing Team	AND	Fernando Fortes	BRA			Porsche 911 GT3 Cup gen 2	AM	2	25	1:02:29.644	9.962	9.962	139.0	24	2:14.220	155.3
3	27	Three Sixty Racing Team	AND	Marcio Mauro	BRA			Porsche 911 GT3 Cup gen 2	AM	3	24	1:02:42.015	1 Lap	1 Lap	133.0	24	2:15.302	154.1


Fastest lap Darmetko - Janosz in 2:08.440 at 162.3 Km/h in lap 7

Published at:.....

Air Temp: 19.9 °C Air Temp: 19.4 °C Humidity: 91 % Track Status: WET

Stewards:	Race Director:	Timekeeper: Luis Angel Garcia Nuñez JOB/I-0020-ESP
-----------	----------------	---





**Autodromo Nazionale Monza**  
**GT Cup Open Europe**  
**Race - 2**  
**Provisional Results by Class**



Autodromo Nazionale Monza 5.793 m.

Cls	N°	Entrant/Team	Nat	Driver 1	Nat	Driver 2	Nat	Vehicle	Cat	Cl	Laps	Total Time	Gap	Interval	Km/h	Best	Time	Km/h	
<b>GT Open Cup Europe</b>																			
1	54	Q1 by EMG Motorsport	BEL	Jan Laurysen	BEL			Porsche 992 GT3 Cup	PROAM	1	27	1:02:06.140			151.1	24	2:10.254	160.1	
2	33	Bonaldi Motorsport	ITA	Tomasz Magdziarz	POL	Daan Pijl	NLD	Porsche 911 GT3 Cup gen 2	PROAM	2	27	1:02:18.629	12.489	12.489	150.6	6	2:08.741	161.9	
3	53	Q1 by EMG Motorsport	BEL	Nicolas Vandierendonck	BEL	Dirk Schouten	NLD	Porsche 992 GT3 Cup	PROAM	3	26	1:02:19.463	1 Lap	1 Lap	145.0	5	2:08.694	162.0	
4	26	Q1 by EMG Motorsport	POL	Maciej Darmetko	POL	Artur Janosz	POL	Porsche 911 GT3 Cup gen 2	PROAM	4	26	1:02:37.871	1 Lap	18.408	144.2	7	2:08.440	162.3	
5	100	Bonaldi Motorsport	ITA	Jakub Dwernicki	POL	Jan Antoszewski	POL	Porsche 911 GT3 Cup gen 2	PROAM	5	26	1:02:45.244	1 Lap	7.373	144.0	2	2:09.847	160.6	
6	44	Eugenio Pisani	ITA	Eugenio Pisani	ITA	Stefano Bozzoni	ITA	Porsche 911 GT3 Cup gen 1	PROAM	6	25	1:02:10.697	2 Laps	1 Lap	139.7	22	2:11.129	159.0	
7	12	Ghinzani Motorsport	ITA	Glauco Solieri	ITA			Porsche 911 GT3 Cup gen 2	AM	1	25	1:02:19.682	2 Laps	8.985	139.4	24	2:12.017	157.9	
8	32	Three Sixty Racing Team	SPA	Fernando Fortes	SPA			Porsche 911 GT3 Cup gen 2	AM	2	25	1:02:29.644	2 Laps	9.962	139.0	24	2:14.220	155.3	
9	27	Three Sixty Racing Team	SPA	Marcio Mauro	SPA			Porsche 911 GT3 Cup gen 2	AM	3	24	1:02:42.015	3 Laps	1 Lap	133.0	24	2:15.302	154.1	
<b>Not classified: (Requirements: 75% of number laps of leader = 21 Laps)</b>																			
24		A&P Racing Team PTT Tech Support	POL	Maciej Blazek	POL	Mateusz Lisowski	POL	Porsche 991 GT3 Cup gen 2	PROAM	7	9	20:06.749	18 Laps	15 Laps	155.5	5	2:08.542	162.2	


**Fastest lap Darmetko - Janosz in 2:08.440 at 162.3 Km/h in lap 7**

Published at:.....

Air Temp: 19.9 °C Air Temp: 19.4 °C Humidity: 91 % Track Status: WET

<b>Stewards:</b>	<b>Race Director:</b>	<b>Timekeeper:</b> Luis Angel Garcia Nuñez JOB/I-0020-ESP
------------------	-----------------------	--






**Autodromo Nazionale Monza**  
**GT Cup Open Europe**  
**Race - 2**



**Provisional Classification by Driver Fastest Lap**

Cl	N°	Entrant/Team	Nat	Vehicle	Driver	Nat	Cat	Cl	Laps	Best	Time	Gap	Interval	Km/h
1	26	Q1 by EMG Motorsport	BEL	Porsche 911 GT3 Cup gen 2	Artur Janosz	POL	PROAM	1	15	7	<b>2:08.440</b>			162.3
2	24	A&P Racing Team PTT Tech Support	POL	Porsche 991 GT3 Cup gen 2	Mateusz Lisowski	POL	PROAM	2	9	5	<b>2:08.542</b>	0.102	0.102	162.2
3	53	Q1 by EMG Motorsport	BEL	Porsche 992 GT3 Cup	Dirk Schouten	NLD	PROAM	3	14	5	<b>2:08.694</b>	0.254	0.152	162.0
4	33	Bonaldi Motorsport	ITA	Porsche 911 GT3 Cup gen 2	Daan Pijl	NLD	PROAM	4	16	6	<b>2:08.741</b>	0.301	0.047	161.9
5	100	Bonaldi Motorsport	ITA	Porsche 911 GT3 Cup gen 2	Jan Antoszewski	POL	PROAM	5	16	2	<b>2:09.847</b>	1.407	1.106	160.6
6	54	Q1 by EMG Motorsport	BEL	Porsche 992 GT3 Cup	Jan Lauryssen	BEL	PROAM	6	27	24	<b>2:10.254</b>	1.814	0.407	160.1
7	44	Eugenio Pisani	ITA	Porsche 911 GT3 Cup gen 1	Eugenio Pisani	ITA	PROAM	7	15	12	<b>2:11.129</b>	2.689	0.875	159.0
8	12	Ghinzani Motorsport	ITA	Porsche 911 GT3 Cup gen 2	Glauco Solieri	ITA	AM	1	25	24	<b>2:12.017</b>	3.577	0.888	157.9
9	33	Bonaldi Motorsport	ITA	Porsche 911 GT3 Cup gen 2	Tomasz Magdziarz	POL	PROAM	8	11	9	<b>2:13.166</b>	4.726	1.149	156.6
10	53	Q1 by EMG Motorsport	BEL	Porsche 992 GT3 Cup	Nicolas Vandierendo	BEL	PROAM	9	12	12	<b>2:13.408</b>	4.968	0.242	156.3
11	32	Three Sixty Racing Team	AND	Porsche 911 GT3 Cup gen 2	Fernando Fortes	BRA	AM	2	25	24	<b>2:14.220</b>	5.780	0.812	155.3
12	26	Q1 by EMG Motorsport	BEL	Porsche 911 GT3 Cup gen 2	Maciej Darmetko	POL	PROAM	10	11	10	<b>2:15.053</b>	6.613	0.833	154.4
13	100	Bonaldi Motorsport	ITA	Porsche 911 GT3 Cup gen 2	Jakub Dwernicki	POL	PROAM	11	10	9	<b>2:15.076</b>	6.636	0.023	154.3
14	27	Three Sixty Racing Team	AND	Porsche 911 GT3 Cup gen 2	Marcio Mauro	BRA	AM	3	24	24	<b>2:15.302</b>	6.862	0.226	154.1
15	44	Eugenio Pisani	ITA	Porsche 911 GT3 Cup gen 1	Stefano Bozzoni	ITA	PROAM	12	10	2	<b>2:20.041</b>	11.601	4.739	148.9





# Autodromo Nazionale Monza

## GT Cup Open Europe

### Race - 2


#### Distance and Speed Average

Autodromo Nazionale Monza 5.793 m.



Cls	N°	Entrant/Team	Nat	Driver 1	Nat	Driver 2	Nat	Vehicle	Cat	Cls	Laps	Distance	Total Time	Km/h
1	54	Q1 by EMG Motorsport	BEL	Jan Laurysen	BEL			Porsche 992 GT3 Cup	PROAM	1	27	156.41	1:02:06.140	151.1
2	33	Bonaldi Motorsport	ITA	Tomasz Magdziarz	POL	Daan Pijl	NLD	Porsche 911 GT3 Cup gen 2	PROAM	2	27	156.41	1:02:18.629	150.6
3	53	Q1 by EMG Motorsport	BEL	Nicolas Vandierendonck	BEL	Dirk Schouten	NLD	Porsche 992 GT3 Cup	PROAM	3	26	150.61	1:02:19.463	145.0
4	26	Q1 by EMG Motorsport	BEL	Maciej Darmetko	POL	Artur Janosz	POL	Porsche 911 GT3 Cup gen 2	PROAM	4	26	150.61	1:02:37.871	144.2
5	100	Bonaldi Motorsport	ITA	Jakub Dwernicki	POL	Jan Antoszewski	POL	Porsche 911 GT3 Cup gen 2	PROAM	5	26	150.61	1:02:45.244	144.0
6	44	Eugenio Pisani	ITA	Eugenio Pisani	ITA	Stefano Bozzoni	ITA	Porsche 911 GT3 Cup gen 1	PROAM	6	25	144.82	1:02:10.697	139.7
7	12	Ghinzani Motorsport	ITA	Glauco Solieri	ITA			Porsche 911 GT3 Cup gen 2	AM	1	25	144.82	1:02:19.682	139.4
8	32	Three Sixty Racing Team	AND	Fernando Fortes	BRA			Porsche 911 GT3 Cup gen 2	AM	2	25	144.82	1:02:29.644	139.0
9	27	Three Sixty Racing Team	AND	Marcio Mauro	BRA			Porsche 911 GT3 Cup gen 2	AM	3	24	139.03	1:02:42.015	133.0
<b>Not classified: (Requirements: 75% of number laps of leader = 21 Laps)</b>														
24		A&P Racing Team PTT Tech Support	POL	Maciej Blazek	POL	Mateusz Lisowski	POL	Porsche 991 GT3 Cup gen 2	PROAM	7	9	52.13	20:06.749	155.5





**Autodromo Nazionale Monza**  
**GT Cup Open Europe**  
**Race - 2**  
**Lap Analysis**




**12** Glauco Solieri Porsche 911 GT3 Cup gen 2 **26** Maciej Darmetko Porsche 911 GT3 Cup gen 2

AM							Ghinzani Motorsport		PROAM		Artur Janosz		Q1 by EMG Motorsport		
Lap	D	Time	Sector 1	Sector 2	Sector 3	T. Spd	Elapsed	Lap	D	Time	Sector 1	Sector 2	Sector 3	T. Spd	Elapsed
1		2:40.733 P	52.282	48.580	59.871	151.6	2:40.733	1	2	2:27.194	50.277	48.415	48.502	164.6	2:27.194
2		3:52.430	2:20.298	45.115	47.017	190.8	6:33.163	2	2	2:18.311	43.235	47.001	48.075	183.6	4:45.505
3		2:15.381	40.826	45.767	48.788	196.3	8:48.544	3	2	2:28.794 P	43.238	48.416	57.140	205.7	7:14.299
4		2:17.696	41.546	46.765	49.385	184.6	11:06.240	4	2	3:09.657	1:40.317	43.950	45.390	172.8	10:23.956
5		2:20.204	44.333	47.284	48.587	156.5	13:26.444	5	2	2:09.175	39.798	44.249	45.128	236.8	12:33.131
6		2:19.026	41.466	47.350	50.210	169.5	15:45.470	6	2	2:08.547	39.119	44.130	45.298	232.7	14:41.678
7		2:19.982	42.752	46.513	50.717	155.1	18:05.452	7	2	2:08.440	39.366	43.961	45.113	233.7	16:50.118
8		2:19.536	43.009	47.373	49.154	166.9	20:24.988	8	2	2:10.913	39.979	45.673	45.261	197.8	19:01.031
9		2:18.238	42.247	46.694	49.297	177.0	22:43.226	9	2	2:09.201	39.828	44.131	45.242	237.8	21:10.232
10		2:26.760 P	42.015	46.015	58.730	166.6	25:09.986	10	2	2:11.239	40.226	44.452	46.561	204.1	23:21.471
11		4:15.229	2:39.831	46.780	48.618	165.8	29:25.215	11	2	2:11.137	40.582	44.633	45.922	187.5	25:32.608
12		2:18.103	41.790	47.106	49.207	186.5	31:43.318	12	2	2:16.429	41.892	47.359	47.178	165.6	27:49.037
13		2:16.001	42.214	46.102	47.685	183.0	33:59.319	13	2	2:10.285	40.784	43.784	45.717	192.8	29:59.322
14		2:15.575	41.800	45.866	47.909	175.3	36:14.894	14	2	2:15.188	41.802	46.613	46.773	198.8	32:14.510
15		2:23.436	45.200	47.319	50.917	173.6	38:38.330	15	2	2:22.347 P	41.734	46.445	54.168	177.0	34:36.857
16		2:31.230	52.526	48.745	49.959	121.2	41:09.560	16	1	4:00.557	2:13.863	51.472	55.222	150.6	38:37.414
17		2:21.612	44.694	47.394	49.524	152.9	43:31.172	17	1	2:31.698	52.749	48.823	50.126	107.6	41:09.112
18		2:31.818	43.836	47.701	1:00.281	183.0	46:02.990	18	1	2:21.720	44.632	47.420	49.668	160.4	43:30.832
19		2:50.483	54.079	58.546	57.858	133.0	48:53.473	19	1	2:30.768	43.457	47.807	59.504	183.0	46:01.600
20		2:19.946	43.612	48.815	47.519	169.8	51:13.419	20	1	2:51.691	54.193	58.542	58.956	125.8	48:53.291
21		2:14.555	40.616	46.823	47.116	184.9	53:27.974	21	1	2:23.469	47.305	47.961	48.203	144.1	51:16.760
22		2:14.094	41.646	45.907	46.541	200.7	55:42.068	22	1	2:17.440	42.977	46.514	47.949	177.6	53:34.200
23		2:12.317	40.463	45.506	46.348	191.4	57:54.385	23	1	2:16.810	42.428	46.421	47.961	188.1	55:51.010
24		2:12.017	40.611	44.873	46.533	184.6	1:00:06.402	24	1	2:16.215	42.183	45.988	48.044	198.5	58:07.225
25		2:13.280	40.898	45.913	46.469	203.7	1:02:19.682	25	1	2:15.053	41.359	45.850	47.844	193.5	1:00:22.278
26								26	1	2:15.593	41.161	46.669	47.763	192.5	1:02:37.871

**24** Maciej Blazek Porsche 991 GT3 Cup gen 2 **27** Marcio Mauro Porsche 911 GT3 Cup gen 2

PROAM							Mateusz Lisowski		A&P Racing Team PTT Tech		AM						Three Sixty Racing Team					
Lap	D	Time	Sector 1	Sector 2	Sector 3	T. Spd	Elapsed	Lap	D	Time	Sector 1	Sector 2	Sector 3	T. Spd	Elapsed							
1	2	2:19.290	48.000	46.711	44.579	182.1	2:19.290	1		2:55.211 P	1:04.611	50.470	1:00.130	183.9	2:55.211							
2	2	2:10.750	39.829	43.999	46.922	228.8	4:30.040	2		5:23.816	3:48.947	46.956	47.913	147.7	8:19.027							
3	2	2:09.595	39.540	45.053	45.002	220.8	6:39.635	3		2:15.632	41.588	46.349	47.695	182.1	10:34.659							
4	2	2:08.893	39.221	44.265	45.407	225.0	8:48.528	4		2:15.863	41.468	46.093	48.302	182.7	12:50.522							
5	2	2:08.542	39.469	43.993	45.080	226.4	10:57.070	5		2:16.434	42.087	46.551	47.796	171.4	15:06.956							
6	2	2:09.242	40.331	43.597	45.314	214.7	13:06.312	6		2:16.786	42.123	46.858	47.805	178.2	17:23.742							
7	2	2:09.105	39.471	44.160	45.474	216.4	15:15.417	7		2:17.710	42.699	47.578	47.433	178.2	19:41.452							
8	2	2:11.352	40.300	44.592	46.460	201.1	17:26.769	8		2:17.422	41.779	47.113	48.530	197.8	21:58.874							
9	2	2:39.980 P	48.947	52.008	59.025	162.6	20:06.749	9		2:30.602	54.583	47.902	48.117	206.5	24:29.476							
10								10		2:18.590	43.262	47.173	48.155	161.4	26:48.066							
11								11		2:26.548 P	41.969	47.691	56.888	195.6	29:14.614							
12								12		3:57.881	2:22.227	47.566	48.088	154.9	33:12.495							
13								13		2:18.775	43.468	47.006	48.301	180.9	35:31.270							
14								14		2:19.327	43.492	48.272	47.563	187.1	37:50.597							
15								15		2:17.991	43.106	47.100	47.785	175.8	40:08.588							
16								16		2:40.825	41.936	52.295	1:06.594	190.4	42:49.413							
17								17		3:03.145	56.398	1:04.599	1:02.148	156.5	45:52.558							
18								18		2:54.957	52.712	1:01.733	1:00.512	139.5	48:47.515							
19								19		2:22.604	45.165	48.756	48.683	203.3	51:10.119							
20								20		2:18.785	43.448	48.154	47.183	166.6	53:28.904							
21								21		2:26.546	52.250	46.710	47.586	200.3	55:55.450							
22								22		2:15.348	41.482	46.987	46.879	186.8	58:10.798							
23								23		2:15.915	41.265	47.106	47.544	190.1	1:00:26.713							
24								24		2:15.302	40.587	46.922	47.793	213.8	1:02:42.015							





**Autodromo Nazionale Monza**  
**GT Cup Open Europe**  
**Race - 2**  
**Lap Analysis**



**32**

Fernando Fortes

Porsche 911 GT3 Cup gen 2

**33**

Tomasz Magdziarz

Porsche 911 GT3 Cup gen 2

AM

Three Sixty Racing Team

PROAM


Daan Pijl

Bonaldi Motorsport

Lap	D	Time	Sector 1	Sector 2	Sector 3	T. Spd	Elapsed	Lap	D	Time	Sector 1	Sector 2	Sector 3	T. Spd	Elapsed
1		2:42.757 P	53.435	50.460	58.862	156.5	2:42.757	1	2	2:16.766	45.942	45.215	45.609	192.1	2:16.766
2		4:43.142	3:09.514	47.451	46.177	185.5	7:25.899	2	2	2:10.807	39.615	45.392	45.800	212.5	4:27.573
3		2:14.290	41.194	46.519	46.577	223.1	9:40.189	3	2	2:09.812	39.902	44.057	45.853	216.4	6:37.385
4		2:15.418	41.427	46.240	47.751	204.9	11:55.607	4	2	2:09.676	39.799	44.673	45.204	210.5	8:47.061
5		2:16.095	42.787	46.335	46.973	181.2	14:11.702	5	2	2:09.457	39.743	44.643	45.071	216.4	10:56.518
6		2:14.478	41.606	46.382	46.490	191.8	16:26.180	6	2	2:08.741	39.580	44.271	44.890	212.1	13:05.259
7		2:14.929	41.722	46.511	46.696	191.8	18:41.109	7	2	2:08.958	39.424	44.317	45.217	216.4	15:14.217
8		2:17.361	44.010	46.257	47.094	171.4	20:58.470	8	2	2:09.974	39.917	44.670	45.387	206.1	17:24.191
9		2:15.422	41.741	46.493	47.188	202.2	23:13.892	9	2	2:09.427	39.612	44.618	45.197	210.9	19:33.618
10		2:17.432	41.865	48.140	47.427	208.4	25:31.324	10	2	2:10.025	40.356	44.052	45.617	206.1	21:43.643
11		2:24.301 P	42.225	46.478	55.598	192.5	27:55.625	11	2	2:09.281	40.005	44.152	45.124	213.4	23:52.924
12		4:07.831	2:31.948	47.331	48.552	169.2	32:03.456	12	2	2:11.685	40.353	45.545	45.787	210.1	26:04.609
13		2:16.788	42.967	46.865	46.956	182.4	34:20.244	13	2	2:10.573	40.033	45.033	45.507	207.6	28:15.182
14		2:15.855	42.357	46.805	46.693	191.8	36:36.099	14	2	2:11.233	40.241	45.239	45.753	212.1	30:26.415
15		2:17.490	42.570	46.785	48.135	196.7	38:53.589	15	2	2:10.511	39.924	45.039	45.548	217.7	32:36.926
16		2:21.044	43.229	47.623	50.192	190.1	41:14.633	16	2	2:17.190 P	40.189	44.403	52.598	212.5	34:54.116
17		2:19.062	42.615	47.202	49.245	191.8	43:33.695	17	1	3:47.880	2:10.267	48.592	49.021	155.1	38:41.996
18		2:32.245	44.238	47.954	1:00.053	194.2	46:05.940	18	1	2:28.331	49.732	48.597	50.002	136.8	41:10.327
19		2:49.530	54.235	57.771	57.524	131.2	48:55.470	19	1	2:21.261	44.238	47.771	49.252	161.1	43:31.588
20		2:20.474	45.649	47.833	46.992	154.0	51:15.944	20	1	2:31.940	43.738	47.562	1:00.640	161.1	46:03.528
21		2:14.369	41.125	47.111	46.133	210.9	53:30.313	21	1	2:50.507	54.091	58.287	58.129	140.4	48:54.035
22		2:15.581	43.213	45.922	46.446	207.2	55:45.894	22	1	2:16.482	42.360	47.515	46.607	186.5	51:10.517
23		2:14.477	40.350	47.802	46.325	221.7	58:00.371	23	1	2:13.686	40.649	47.216	45.821	206.1	53:24.203
24		2:14.220	40.378	47.434	46.408	225.0	1:00:14.591	24	1	2:13.560	39.825	46.738	46.997	200.3	55:37.763
25		2:15.053	41.508	46.454	47.091	188.8	1:02:29.644	25	1	2:13.166	40.684	46.033	46.449	200.0	57:50.929
								26	1	2:13.495	40.769	45.864	46.862	191.1	1:00:04.424
								27	1	2:14.205	40.682	45.872	47.651	195.2	1:02:18.629







**Autodromo Nazionale Monza**  
**GT Cup Open Europe**  
**Race - 2**  
**Lap Analysis**



**44** Eugenio Pisani Porsche 911 GT3 Cup gen 1 **54** Jan Lauryszen Porsche 992 GT3 Cup  
 PROAM Stefano Bozzoni Eugenio Pisani PROAM Q1 by EMG Motorsport

Lap	D	Time	Sector 1	Sector 2	Sector 3	T. Spd	Elapsed	Lap	D	Time	Sector 1	Sector 2	Sector 3	T. Spd	Elapsed
1	2	2:32.122	54.008	48.487	49.627	176.1	2:32.122	1	2:17.347	47.835	44.293	45.219	177.0	2:17.347	
2	2	2:20.041	42.429	48.030	49.582	194.9	4:52.163	2	2:11.970	40.097	45.207	46.666	208.4	4:29.317	
3	2	2:21.915	42.793	47.367	51.755	201.8	7:14.078	3	2:11.135	40.166	45.049	45.920	212.5	6:40.452	
4	2	2:21.293	42.217	48.836	50.240	195.6	9:35.371	4	2:11.697	39.996	45.477	46.224	210.1	8:52.149	
5	2	2:21.495	43.537	48.101	49.857	183.9	11:56.866	5	2:12.356	40.353	45.113	46.890	216.0	11:04.505	
6	2	2:23.646	44.294	48.644	50.708	160.2	14:20.512	6	2:12.334	39.962	45.898	46.474	215.5	13:16.839	
7	2	2:25.774	43.545	50.418	51.811	163.6	16:46.286	7	2:11.888	40.841	44.777	46.270	195.2	15:28.727	
8	2	2:24.136	43.273	49.912	50.951	176.7	19:10.422	8	2:10.971	40.166	44.656	46.149	205.7	17:39.698	
9	2	2:32.988	47.173	49.683	56.132	158.3	21:43.410	9	2:13.576	40.273	45.932	47.371	220.4	19:53.274	
10	2	2:46.284 P	52.303	51.867	1:02.114	169.8	24:29.694	10	2:12.423	40.299	45.144	46.980	224.0	22:05.697	
11	1	4:25.839	2:51.806	46.432	47.601	148.9	28:55.533	11	2:12.472	40.401	45.426	46.645	219.5	24:18.169	
12	1	2:13.986	41.605	45.753	46.628	194.2	31:09.519	12	2:19.735 P	40.142	45.359	54.234	220.4	26:37.904	
13	1	2:12.717	40.905	45.473	46.339	198.1	33:22.236	13	3:45.829	2:13.708	45.613	46.508	170.0	30:23.733	
14	1	2:15.582	41.643	46.639	47.300	186.5	35:37.818	14	2:11.786	41.058	44.862	45.866	204.5	32:35.519	
15	1	2:15.120	42.827	45.682	46.611	181.5	37:52.938	15	2:11.503	40.443	45.073	45.987	199.6	34:47.022	
16	1	2:16.340	42.301	46.597	47.442	201.1	40:09.278	16	2:11.705	40.682	45.043	45.980	225.0	36:58.727	
17	1	2:40.995	42.642	51.905	1:06.448	175.0	42:50.273	17	2:11.677	40.271	45.134	46.272	214.2	39:10.404	
18	1	3:02.912	56.249	1:05.068	1:01.595	137.2	45:53.185	18	2:11.878	40.350	45.648	45.880	210.1	41:22.282	
19	1	2:54.660	52.552	1:02.094	1:00.014	136.7	48:47.845	19	2:12.575	40.115	45.580	46.880	204.9	43:34.857	
20	1	2:20.133	45.689	47.291	47.153	174.4	51:07.978	20	2:31.672	43.691	47.878	1:00.103	180.9	46:06.529	
21	1	2:14.013	41.642	46.157	46.214	180.9	53:21.991	21	2:49.066	54.482	57.657	56.927	127.8	48:55.595	
22	1	2:11.129	40.303	45.227	45.599	213.8	55:33.120	22	2:15.410	42.386	47.249	45.775	160.2	51:11.005	
23	1	2:12.405	41.340	45.089	45.976	203.7	57:45.525	23	2:12.455	40.800	45.981	45.674	183.0	53:23.460	
24	1	2:12.442	40.781	45.061	46.600	208.4	59:57.967	24	2:10.254	40.087	44.671	45.496	223.1	55:33.714	
25	1	2:12.730	41.010	45.305	46.415	191.8	1:02:10.697	25	2:10.835	40.222	44.984	45.629	211.7	57:44.549	
26	1	2:10.575	39.586	45.190	45.799	219.9	1:02:06.140	26	2:10.575	39.586	45.190	45.799	219.9	59:55.124	
27	1	2:11.016	39.783	45.268	45.965	213.0	1:02:06.140	27	2:11.016	39.783	45.268	45.965	213.0	1:02:06.140	

**53** Nicolas Vandierendonck Porsche 992 GT3 Cup  
 PROAM Dirk Schouten Q1 by EMG Motorsport

Lap	D	Time	Sector 1	Sector 2	Sector 3	T. Spd	Elapsed
1	2	2:22.113	48.321	47.010	46.782	171.7	2:22.113
2	2	2:10.293	39.529	45.154	45.610	225.0	4:32.406
3	2	2:09.355	39.740	44.482	45.133	204.1	6:41.761
4	2	2:09.081	39.440	44.692	44.949	219.0	8:50.842
5	2	2:08.694	39.342	44.350	45.002	212.1	10:59.536
6	2	2:08.979	40.147	43.989	44.843	240.5	13:08.515
7	2	2:09.698	39.206	44.685	45.807	230.7	15:18.213
8	2	2:44.303	39.881	1:17.453	46.969	204.1	18:02.516
9	2	2:09.688	39.858	44.446	45.384	210.1	20:12.204
10	2	2:09.625	39.931	44.433	45.261	213.0	22:21.829
11	2	2:10.416	39.759	44.577	46.080	210.1	24:32.245
12	2	2:11.210	40.145	45.439	45.626	216.4	26:43.455
13	2	2:11.525	39.972	45.017	46.536	207.2	28:54.980
14	2	2:19.094 P	40.460	46.047	52.587	206.1	31:14.074
15	1	3:57.586	2:22.707	46.921	47.958	162.8	35:11.660
16	1	2:16.942	42.956	46.718	47.268	186.8	37:28.602
17	1	2:17.945	42.524	47.886	47.535	192.1	39:46.547
18	1	2:56.012	44.577	1:02.834	1:08.601	173.9	42:42.559
19	1	3:03.226	56.647	1:02.869	1:03.710	142.4	45:45.785
20	1	2:59.139	54.139	1:00.572	1:04.428	127.8	48:44.924
21	1	2:22.424	46.072	48.499	47.853	154.0	51:07.348
22	1	2:15.183	41.628	46.065	47.490	190.4	53:22.531
23	1	2:14.955	41.093	46.619	47.243	208.8	55:37.486
24	1	2:14.121	40.144	45.491	48.486	214.2	57:51.607
25	1	2:14.448	41.212	46.007	47.229	183.9	1:00:06.055
26	1	2:13.408	41.043	45.492	46.873	203.0	1:02:19.463





**Autodromo Nazionale Monza**  
**GT Cup Open Europe**  
**Race - 2**  
**Lap Analysis**



100

Jakub Dwernicki

Porsche 911 GT3 Cup gen 2


PROAM

Jan Antoszewski

Bonaldi Motorsport

Lap	D	Time	Sector 1	Sector 2	Sector 3	T. Spd	Elapsed
1	2	2:23.946	48.721	47.451	47.774	165.1	2:23.946
2	2	<b>2:09.847</b>	<b>40.008</b>	<b>44.782</b>	<b>45.057</b>	214.7	4:33.793
3	2	2:11.236	40.384	45.156	45.696	192.5	6:45.029
4	2	2:11.622	40.379	45.680	45.563	201.8	8:56.651
5	2	2:11.583	40.153	45.479	45.951	208.0	11:08.234
6	2	2:12.311	40.972	45.296	46.043	176.1	13:20.545
7	2	2:11.306	40.760	45.123	45.423	194.2	15:31.851
8	2	2:13.081	40.022	45.972	47.087	204.9	17:44.932
9	2	2:12.228	41.048	45.370	45.810	176.7	19:57.160
10	2	2:12.373	40.757	45.393	46.223	216.0	22:09.533
11	2	2:13.703	41.640	45.595	46.468	191.4	24:23.236
12	2	2:14.295	40.991	46.947	46.357	197.4	26:37.531
13	2	2:13.265	41.576	45.643	46.046	188.4	28:50.796
14	2	2:11.886	41.326	44.799	45.761	203.7	31:02.682
15	2	2:13.704	40.982	46.730	45.992	210.1	33:16.386
16	2	2:20.574 P	40.917	46.297	53.360	212.1	35:36.960
17	1	4:00.254	2:17.349	49.886	53.019	132.8	39:37.214
18	1	3:03.519	49.088	1:06.108	1:08.323	145.5	42:40.733
19	1	3:03.413	56.674	1:02.883	1:03.856	147.1	45:44.146
20	1	3:00.241	53.956	1:00.352	1:05.933	141.5	48:44.387
21	1	2:28.815	49.969	50.586	48.260	166.1	51:13.202
22	1	2:19.446	43.325	47.691	48.430	155.6	53:32.648
23	1	2:17.473	42.377	47.235	47.861	176.7	55:50.121
24	1	2:15.828	41.319	47.192	47.317	214.2	58:05.949
25	1	2:15.076	41.798	45.863	47.415	206.1	1:00:21.025
26	1	2:24.219	41.146	47.494	55.579	199.6	1:02:45.244





**Autodromo Nazionale Monza**  
**GT Cup Open Europe**  
**Race - 2**



**Analysis by Lap**

Num	Lap Time	Gap
<b>Lap 1</b>		
33	2:16.766	
54	2:17.347	00.581
24	2:19.290	02.524
53	2:22.113	05.347
100	2:23.946	07.180
26	2:27.194	10.428
44	2:32.122	15.356
12	2:40.733	23.967
32	2:42.757	25.991
27	2:55.211	38.445
<b>Num Lap Time Gap</b>		
<b>Lap 2</b>		
33	2:10.807	
54	2:11.970	01.744
24	2:10.750	02.467
53	2:10.293	04.833
100	2:09.847	06.220
26	2:18.311	17.932
44	2:20.041	24.590
12	3:52.430	2:05.590
<b>Num Lap Time Gap</b>		
<b>Lap 3</b>		
33	2:09.812	
24	2:09.595	02.250
54	2:11.135	03.067
53	2:09.355	04.376
100	2:11.236	07.644
44	2:21.915	36.693
26	2:28.794	36.914
32	4:43.142	1 Lap
27	5:23.816	1 Lap
<b>Num Lap Time Gap</b>		
<b>Lap 4</b>		
33	2:09.676	
24	2:08.893	01.467
12	2:15.381	1 Lap
53	2:09.081	03.781
54	2:11.697	05.088
100	2:11.622	09.590
44	2:21.293	48.310
32	2:14.290	1 Lap
26	3:09.657	1:36.895
27	2:15.632	1 Lap
<b>Num Lap Time Gap</b>		
<b>Lap 5</b>		
33	2:09.457	
24	2:08.542	00.552
53	2:08.694	03.018
54	2:12.356	07.987
12	2:17.696	1 Lap
100	2:11.583	11.716
32	2:15.418	1 Lap
44	2:21.495	1:00.348
26	2:09.175	1:36.613
27	2:15.863	1 Lap

Num	Lap Time	Gap
<b>Lap 6</b>		
33	2:08.741	
24	2:09.242	01.053
53	2:08.979	03.256
54	2:12.334	11.580
100	2:12.311	15.286
12	2:20.204	1 Lap
32	2:16.095	1 Lap
44	2:23.646	1:15.253
26	2:08.547	1:36.419
27	2:16.434	1 Lap
<b>Num Lap Time Gap</b>		
<b>Lap 7</b>		
33	2:08.958	
24	2:09.105	01.200
53	2:09.698	03.996
54	2:11.888	14.510
100	2:11.306	17.634
12	2:19.026	1 Lap
32	2:14.478	1 Lap
44	2:25.774	1:32.069
26	2:08.440	1:35.901
27	2:16.786	1 Lap
<b>Num Lap Time Gap</b>		
<b>Lap 8</b>		
33	2:09.974	
24	2:11.352	02.578
54	2:10.971	15.507
100	2:13.081	20.741
53	2:44.303	38.325
12	2:19.982	1 Lap
32	2:14.929	1 Lap
26	2:10.913	1:36.840
44	2:24.136	1:46.231
<b>Num Lap Time Gap</b>		
<b>Lap 9</b>		
33	2:09.427	
27	2:17.710	2 Laps
54	2:13.576	19.656
100	2:12.228	23.542
24	2:39.980	33.131
53	2:09.688	38.586
12	2:19.536	1 Lap
32	2:17.361	1 Lap
26	2:09.201	1:36.614
44	2:32.988	2:09.792
<b>Num Lap Time Gap</b>		
<b>Lap 10</b>		
33	2:10.025	
27	2:17.422	2 Laps
54	2:12.423	22.054
100	2:12.373	25.890
53	2:09.625	38.186
12	2:18.238	1 Lap
32	2:15.422	1 Lap
26	2:11.239	1:37.828

Num	Lap Time	Gap
<b>Lap 11</b>		
33	2:09.281	
54	2:12.472	25.245
100	2:13.703	30.312
27	2:30.602	2 Laps
44	2:46.284	1 Lap
53	2:10.416	39.321
12	2:26.760	1 Lap
32	2:17.432	1 Lap
26	2:11.137	1:39.684
<b>Num Lap Time Gap</b>		
<b>Lap 12</b>		
33	2:11.685	
100	2:14.295	32.922
54	2:19.735	33.295
53	2:11.210	38.846
27	2:18.590	2 Laps
26	2:16.429	1:44.428
32	2:24.301	1 Lap
<b>Num Lap Time Gap</b>		
<b>Lap 13</b>		
33	2:10.573	
100	2:13.265	35.614
53	2:11.525	39.798
44	4:25.839	2 Laps
27	2:26.548	2 Laps
12	4:15.229	2 Laps
26	2:10.285	1:44.140
54	3:45.829	2:08.551
<b>Num Lap Time Gap</b>		
<b>Lap 14</b>		
33	2:11.233	
100	2:11.886	36.267
44	2:13.986	2 Laps
53	2:19.094	47.659
12	2:18.103	2 Laps
32	4:07.831	2 Laps
26	2:15.188	1:48.095
54	2:11.786	2:09.104
<b>Num Lap Time Gap</b>		
<b>Lap 15</b>		
33	2:10.511	
27	3:57.881	3 Laps
100	2:13.704	39.460
44	2:12.717	2 Laps
12	2:16.001	2 Laps
32	2:16.788	2 Laps
26	2:22.347	1:59.931
54	2:11.503	2:10.096
<b>Num Lap Time Gap</b>		
<b>Lap 16</b>		
33	2:17.190	
53	3:57.586	1 Lap
27	2:18.775	3 Laps
100	2:20.574	42.844

Num	Lap Time	Gap
<b>Lap 17</b>		
44	2:15.582	2 Laps
12	2:15.575	2 Laps
32	2:15.855	2 Laps
54	2:11.705	2:04.611
53	2:16.942	2:34.486
27	2:19.327	2 Laps
44	2:15.120	1 Lap
26	4:00.557	3:43.298
12	2:23.436	1 Lap
<b>Num Lap Time Gap</b>		
<b>Lap 18</b>		
33	3:47.880	
32	2:17.490	2 Laps
54	2:11.677	28.408
100	4:00.254	55.218
53	2:17.945	1:04.551
27	2:17.991	2 Laps
44	2:16.340	1 Lap
26	2:31.698	2:27.116
12	2:31.230	1 Lap
<b>Num Lap Time Gap</b>		
<b>Lap 19</b>		
33	2:28.331	
32	2:21.044	2 Laps
54	2:11.878	11.955
100	3:03.519	1:30.406
53	2:56.012	1:32.232
27	2:40.825	2 Laps
44	2:40.995	1 Lap
26	2:21.720	2:20.505
12	2:21.612	1 Lap
<b>Num Lap Time Gap</b>		
<b>Lap 20</b>		
33	2:31.940	
32	2:32.245	2 Laps
54	2:31.672	03.001
100	3:00.241	2:40.859
53	2:59.139	2:41.396
27	2:54.957	2 Laps
44	2:54.660	1 Lap
26	2:51.691	2:49.763
12	2:50.483	1 Lap

Num	Lap Time	Gap
<b>Lap 21</b>		
33	2:50.507	
32	2:49.530	2 Laps
54	2:49.066	01.560
53	2:22.424	2:13.313
44	2:20.133	1 Lap
27	2:22.604	2 Laps
<b>Num Lap Time Gap</b>		
<b>Lap 22</b>		
33	2:16.482	
54	2:15.410	00.488
100	2:28.815	1 Lap
12	2:19.946	2 Laps
32	2:20.474	2 Laps
26	2:23.469	1 Lap
44	2:14.013	1 Lap
53	2:15.183	2:12.014
<b>Num Lap Time Gap</b>		
<b>Lap 23</b>		
54	2:12.455	
33	2:13.686	00.743
12	2:14.555	2 Laps
27	2:18.785	3 Laps
32	2:14.369	2 Laps
100	2:19.446	1 Lap
26	2:17.440	1 Lap
44	2:11.129	1 Lap
<b>Num Lap Time Gap</b>		
<b>Lap 24</b>		
54	2:10.254	
53	2:14.955	1 Lap
33	2:13.560	04.049
12	2:14.094	2 Laps
32	2:15.581	2 Laps
100	2:17.473	1 Lap
26	2:16.810	1 Lap
27	2:26.546	3 Laps
<b>Num Lap Time Gap</b>		
<b>Lap 25</b>		
54	2:10.835	
44	2:12.405	2 Laps
33	2:13.166	06.380
53	2:14.121	1 Lap
12	2:12.317	2 Laps
32	2:14.477	2 Laps
100	2:15.828	1 Lap
26	2:16.215	1 Lap
27	2:15.348	3 Laps
<b>Num Lap Time Gap</b>		
<b>Lap 26</b>		
54	2:10.575	
44	2:12.442	2 Laps
33	2:13.495	09.300
53	2:14.448	1 Lap
12	2:12.017	2 Laps





**Autodromo Nazionale Monza**  
**GT Cup Open Europe**  
**Race - 2**  
**Analysis by Lap**



Autodromo Nazionale Monza 5.793 m.


Num	Lap Time	Gap
32	2:14.220	2 Laps
100	2:15.076	1 Lap
26	2:15.053	1 Lap
27	2:15.915	3 Laps

Num	Lap Time	Gap
-----	----------	-----

**Lap 27**

54	2:11.016	
44	2:12.730	2 Laps
33	2:14.205	12.489
53	2:13.408	1 Lap
12	2:13.280	2 Laps
32	2:15.053	2 Laps
26	2:15.593	1 Lap
27	2:15.302	3 Laps
100	2:24.219	1 Lap





Autodromo Nazionale Monza

GT Cup Open Europe

Race - 2


Best Sectors Results

Autodromo Nazionale Monza 5.793 m.



Sector - 1				Sector - 2				Sector - 3				Ideal Lap vs Best Lap			
Clas	Nº	Driver	Time	Nº	Driver	Time	Nº	Driver	Time	Clas	Nº	Driver	Ideal Lap	Best Lap	Clas
1	26	Darmetko - Janosz	39.119	24	Blazek - Lisowski	43.597	24	Blazek - Lisowski	44.579	1	24	Blazek - Lisowski	2:07.397	2:08.542	2
2	53	Vandierendonck - Schouten	39.206	26	Darmetko - Janosz	43.784	53	Vandierendonck - Schouten	44.843	2	26	Darmetko - Janosz	2:08.016	2:08.440	1
3	24	Blazek - Lisowski	39.221	53	Vandierendonck - Schouten	43.989	33	Magdziarz - Pijl	44.890	3	53	Vandierendonck - Schouten	2:08.038	2:08.694	3
4	33	Magdziarz - Pijl	39.424	33	Magdziarz - Pijl	44.052	100	Dwernicki - Antoszewski	45.057	4	33	Magdziarz - Pijl	2:08.366	2:08.741	4
5	54	Jan Lauryszen	39.586	54	Jan Lauryszen	44.293	26	Darmetko - Janosz	45.113	5	54	Jan Lauryszen	2:09.098	2:10.254	6
6	100	Dwernicki - Antoszewski	40.008	100	Dwernicki - Antoszewski	44.782	54	Jan Lauryszen	45.219	6	100	Dwernicki - Antoszewski	2:09.847	2:09.847	5
7	44	Pisani - Bozzoni	40.303	12	Glauco Solieri	44.873	44	Pisani - Bozzoni	45.599	7	44	Pisani - Bozzoni	2:10.963	2:11.129	7
8	32	Fernando Fortes	40.350	44	Pisani - Bozzoni	45.061	32	Fernando Fortes	46.133	8	12	Glauco Solieri	2:11.684	2:12.017	8
9	12	Glauco Solieri	40.463	32	Fernando Fortes	45.922	12	Glauco Solieri	46.348	9	32	Fernando Fortes	2:12.405	2:14.220	9
10	27	Marcio Mauro	40.587	27	Marcio Mauro	46.093	27	Marcio Mauro	46.879	10	27	Marcio Mauro	2:13.559	2:15.302	10





Autodromo Nazionale Monza

GT Cup Open Europe


Race - 2

Leader Sequence



N°	Entrant/Team	Nat	Driver 1	Nat	Driver 2	Nat	Vehicle	Cat	Start Lap	End Lap	Laps	Total Laps
33	Bonaldi Motorsport		Tomasz Magdziarz		Daan Pijl		Porsche 911 GT3 Cup gen 2	PROAM	1	22	22	22
54	Q1 by EMG Motorsport		Jan Laurysen				Porsche 992 GT3 Cup	PROAM	23	27	5	5






**Autodromo Nazionale Monza**  
**GT Cup Open Europe**  
**Race - 2**  
**Best 5 Lap Times**



Autodromo Nazionale Monza 5.793 m.

Cl	N°	Entrant/Team	Nat	Driver 1	Nat	Driver 2	Nat	Vehicle	Cat	Cl	Best 1		Best 2		Best 3		Best 4		Best 5	
											Time	Lap	Time	Lap	Time	Lap	Time	Lap	Time	Lap
1	26	Q1 by EMG Motorsport	BEL	Maciej Darmetko	POL	<u>Artur Janosz</u>	POL	Porsche 911 GT3 Cup gen 2	PROAM	1	2:08.440	7	2:08.547	6	2:09.175	5	2:09.201	9	2:10.285	13
2	24	A&P Racing Team PTT Tech Support	POL	Maciej Blazek	POL	<u>Mateusz Lisowski</u>	POL	Porsche 991 GT3 Cup gen 2	PROAM	2	2:08.542	5	2:08.893	4	2:09.105	7	2:09.242	6	2:09.595	3
3	53	Q1 by EMG Motorsport	BEL	Nicolas Vandierendonck	BEL	<u>Dirk Schouten</u>	NLD	Porsche 992 GT3 Cup	PROAM	3	2:08.694	5	2:08.979	6	2:09.081	4	2:09.355	3	2:09.625	10
4	33	Bonaldi Motorsport	ITA	Tomasz Magdziarz	POL	<u>Daan Pijl</u>	NLD	Porsche 911 GT3 Cup gen 2	PROAM	4	2:08.741	6	2:08.958	7	2:09.281	11	2:09.427	9	2:09.457	5
5	100	Bonaldi Motorsport	ITA	Jakub Dwernicki	POL	<u>Jan Antoszewski</u>	POL	Porsche 911 GT3 Cup gen 2	PROAM	5	2:09.847	2	2:11.236	3	2:11.306	7	2:11.583	5	2:11.622	4
6	54	Q1 by EMG Motorsport	BEL	Jan Lauryszen	BEL			Porsche 992 GT3 Cup	PROAM	6	2:10.254	24	2:10.575	26	2:10.835	25	2:10.971	8	2:11.016	27
7	44	Eugenio Pisani	ITA	Eugenio Pisani	ITA	<u>Stefano Bozzoni</u>	ITA	Porsche 911 GT3 Cup gen 1	PROAM	7	2:11.129	22	2:12.405	23	2:12.442	24	2:12.717	13	2:12.730	25
8	12	Ghinzani Motorsport	ITA	Glauco Solieri	ITA			Porsche 911 GT3 Cup gen 2	AM	1	2:12.017	24	2:12.317	23	2:13.280	25	2:14.094	22	2:14.555	21
9	32	Three Sixty Racing Team	AND	Fernando Fortes	BRA			Porsche 911 GT3 Cup gen 2	AM	2	2:14.220	24	2:14.290	3	2:14.369	21	2:14.477	23	2:14.478	6
10	27	Three Sixty Racing Team	AND	Marcio Mauro	BRA			Porsche 911 GT3 Cup gen 2	AM	3	2:15.302	24	2:15.348	22	2:15.632	3	2:15.863	4	2:15.915	23





# Autodromo Nazionale Monza

## GT Cup Open Europe

### Race - 2

#### Best 5 Top Speeds


Autodromo Nazionale Monza 5.793 m.



Cl	N°	Entrant/Team	Nat	Driver 1	Nat	Driver 2	Nat	Vehicle	Cat	Cl	Top 1		Top 2		Top 3		Top 4		Top 5		Avg
											Km/h	Lap	Km/h	Lap	Km/h	Lap	Km/h	Lap	Km/h	Lap	
1	53	Q1 by EMG Motorsport	BEL	Nicolas Vandierendonck	BEL	Dirk Schouten	NLD	Porsche 992 GT3 Cup	PROAM	1	240.5	6	230.7	7	225.0	2	219.0	4	216.4	12	226.3
2	26	Q1 by EMG Motorsport	BEL	Maciej Darmetko	POL	Artur Janosz	POL	Porsche 911 GT3 Cup gen 2	PROAM	2	237.8	9	236.8	5	233.7	7	232.7	6	205.7	3	229.3
3	24	A&P Racing Team PTT Tech Support	POL	Maciej Blazek	POL	Mateusz Lisowski	POL	Porsche 991 GT3 Cup gen 2	PROAM	3	228.8	2	226.4	5	225.0	4	220.8	3	216.4	7	223.5
4	32	Three Sixty Racing Team	AND	Fernando Fortes	BRA			Porsche 911 GT3 Cup gen 2	AM	1	225.0	24	223.1	3	221.7	23	210.9	21	208.4	10	217.8
5	54	Q1 by EMG Motorsport	BEL	Jan Laurysen	BEL			Porsche 992 GT3 Cup	PROAM	4	225.0	16	224.0	10	223.1	24	220.4	9	220.4	12	222.6
6	33	Bonaldi Motorsport	ITA	Tomasz Magdziarz	POL	Daan Pijl	NLD	Porsche 911 GT3 Cup gen 2	PROAM	5	217.7	15	216.4	3	216.4	5	216.4	7	213.4	11	216.0
7	100	Bonaldi Motorsport	ITA	Jakub Dwernicki	POL	Jan Antoszewski	POL	Porsche 911 GT3 Cup gen 2	PROAM	6	216.0	10	214.7	2	214.2	24	212.1	16	210.1	15	213.4
8	27	Three Sixty Racing Team	AND	Marcio Mauro	BRA			Porsche 911 GT3 Cup gen 2	AM	2	213.8	24	206.5	9	203.3	19	200.3	21	197.8	8	204.3
9	44	Eugenio Pisani	ITA	Eugenio Pisani	ITA	Stefano Bozzoni	ITA	Porsche 911 GT3 Cup gen 1	PROAM	7	213.8	22	208.4	24	203.7	23	201.8	3	201.1	16	205.8
10	12	Ghinzani Motorsport	ITA	Glauco Solieri	ITA			Porsche 911 GT3 Cup gen 2	AM	3	203.7	25	200.7	22	196.3	3	191.4	23	190.8	2	196.6







# Autodromo Nazionale Monza

## GT Cup Open Europe

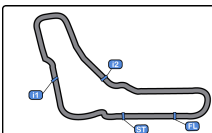
### Race - 2

#### Fastest Laps Sequence



Lap	Time of Day	Session Time	N°	Entrant/Team	Nat	Driver 1	Nat	Driver 2	Nat	Vehicle	Cat	Time	Km/h
2	14:33:25.122	3:25.122	33	Bonaldi Motorsport	ITA	Tomasz Magdziarz	POL	<u>Daan Pijl</u>	NLD	Porsche 911 GT3 Cup gen 2	PROAM	<b>2:10.807</b>	159.4
2	14:33:27.589	3:27.589	24	A&P Racing Team PTT Tech Support	POL	Maciej Blazek	POL	<u>Mateusz Lisowski</u>	POL	Porsche 991 GT3 Cup gen 2	PROAM	<b>2:10.750</b>	159.5
2	14:33:29.955	3:29.955	53	Q1 by EMG Motorsport	BEL	Nicolas Vandierendonck	BEL	<u>Dirk Schouten</u>	NLD	Porsche 992 GT3 Cup	PROAM	<b>2:10.293</b>	160.0
2	14:33:31.342	3:31.342	100	Bonaldi Motorsport	ITA	Jakub Dwernicki	POL	<u>Jan Antoszewski</u>	POL	Porsche 911 GT3 Cup gen 2	PROAM	<b>2:09.847</b>	160.6
3	14:35:34.934	5:34.934	33	Bonaldi Motorsport	ITA	Tomasz Magdziarz	POL	<u>Daan Pijl</u>	NLD	Porsche 911 GT3 Cup gen 2	PROAM	<b>2:09.812</b>	160.6
3	14:35:37.184	5:37.184	24	A&P Racing Team PTT Tech Support	POL	Maciej Blazek	POL	<u>Mateusz Lisowski</u>	POL	Porsche 991 GT3 Cup gen 2	PROAM	<b>2:09.595</b>	160.9
3	14:35:39.310	5:39.310	53	Q1 by EMG Motorsport	BEL	Nicolas Vandierendonck	BEL	<u>Dirk Schouten</u>	NLD	Porsche 992 GT3 Cup	PROAM	<b>2:09.355</b>	161.2
4	14:37:46.077	7:46.077	24	A&P Racing Team PTT Tech Support	POL	Maciej Blazek	POL	<u>Mateusz Lisowski</u>	POL	Porsche 991 GT3 Cup gen 2	PROAM	<b>2:08.893</b>	161.7
5	14:39:54.619	9:54.619	24	A&P Racing Team PTT Tech Support	POL	Maciej Blazek	POL	<u>Mateusz Lisowski</u>	POL	Porsche 991 GT3 Cup gen 2	PROAM	<b>2:08.542</b>	162.2
7	14:45:47.667	15:47.667	26	Q1 by EMG Motorsport	BEL	Maciej Darmetko	POL	<u>Artur Janosz</u>	POL	Porsche 911 GT3 Cup gen 2	PROAM	<b>2:08.440</b>	162.3





# Autodromo Nazionale Monza

## GT Cup Open Europe

### Race - 2


#### Event Best Maximum Speed

Autodromo Nazionale Monza 5.793 m.



N°	Entrant/Team	Nat	Driver 1	Nat	Driver 2	Nat	Vehicle	Cat	Km/h	Session
26	Q1 by EMG Motorsport	BEL	Maciej Darmetko	POL	Artur Janosz	POL	Porsche 911 GT3 Cup gen 2	PROAM	270.6	Qualifying - 2 Driver - 2
24	A&P Racing Team PTT Tech Support	POL	Maciej Blazek	POL	Mateusz Lisowski	POL	Porsche 991 GT3 Cup gen 2	PROAM	270.0	Private test - 2
44	Eugenio Pisani	ITA	Eugenio Pisani	ITA	Stefano Bozzoni	ITA	Porsche 911 GT3 Cup gen 1	PROAM	270.0	Free Practice - 2
33	Bonaldi Motorsport	ITA	Tomasz Magdziarz	POL	Daan Pijl	NLD	Porsche 911 GT3 Cup gen 2	PROAM	266.6	Free Practice - 1
100	Bonaldi Motorsport	ITA	Jakub Dwernicki	POL	Jan Antoszewski	POL	Porsche 911 GT3 Cup gen 2	PROAM	266.0	Free Practice - 1
53	Q1 by EMG Motorsport	BEL	Nicolas Vandierendonck	BEL	Dirk Schouten	NLD	Porsche 992 GT3 Cup	PROAM	266.0	Race - 1
12	Ghinzani Motorsport	ITA	Glauco Solieri	ITA			Porsche 911 GT3 Cup gen 2	AM	264.7	Free Practice - 2
27	Three Sixty Racing Team	AND	Marcio Mauro	BRA			Porsche 911 GT3 Cup gen 2	AM	264.7	Race - 1
32	Three Sixty Racing Team	AND	Fernando Fortes	BRA			Porsche 911 GT3 Cup gen 2	AM	264.7	Race - 1
54	Q1 by EMG Motorsport	BEL	Jan Laurysen	BEL			Porsche 992 GT3 Cup	PROAM	262.7	Qualifying - 1 Driver - 1
126	Three Sixty Racing Team	AND	Albert Estragués	ESP			Transam Euro Ford Mustang 2018	AM	206.1	Free Practice - 2





Autodromo Nazionale Monza

GT Cup Open Europe


Race - 2

Lap Chart

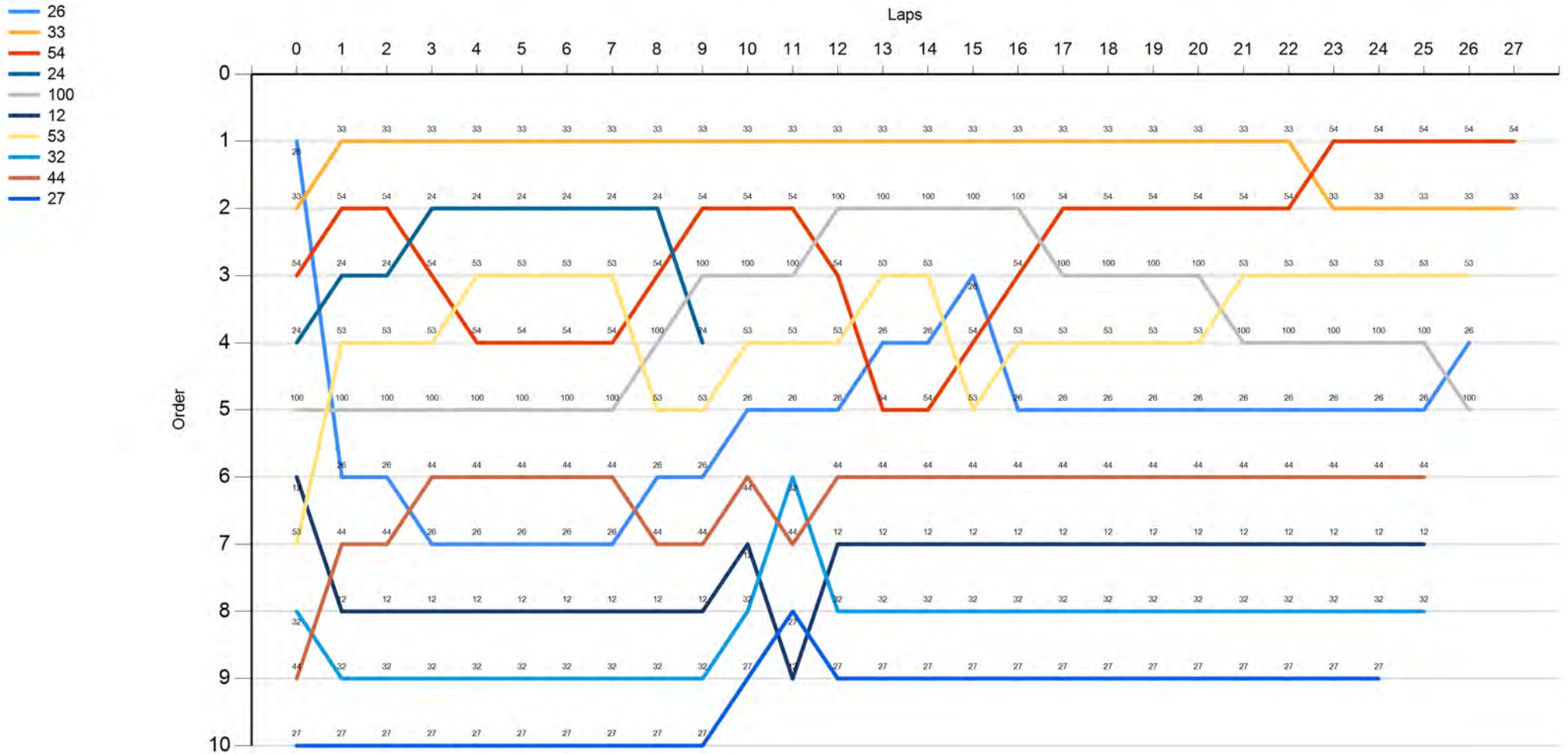



LAP																													
Nr	Po	Grid	1	2	3	4	5	6	7	8	9	10	11	12	13	14	15	16	17	18	19	20	21	22	23	24	25	26	27
26	<b>1</b>	26	33	33	33	33	33	33	33	33	33	33	33	33	33	33	33	33	33	33	33	33	33	54	54	54	54	54	54
33	<b>2</b>	33	54	54	24	24	24	24	24	24	54	54	54	100	100	100	100	100	54	54	54	54	54	54	33	33	33	33	33
54	<b>3</b>	54	24	24	54	53	53	53	53	54	100	100	100	54	53	53	26	54	100	100	100	100	53	53	53	53	53	53	53
24	<b>4</b>	24	53	53	53	54	54	54	54	100	24	53	53	53	26	26	54	53	53	53	53	53	100	100	100	100	100	26	26
100	<b>5</b>	100	100	100	100	100	100	100	100	53	53	26	26	26	54	54	53	26	26	26	26	26	26	26	26	26	26	26	100
12	<b>6</b>	12	26	26	44	44	44	44	44	26	26	44	32	44	44	44	44	44	44	44	44	44	44	44	44	44	44	44	44
53	<b>7</b>	53	44	44	26	26	26	26	26	44	44	12	44	12	12	12	12	12	12	12	12	12	12	12	12	12	12	12	12
32	<b>8</b>	32	12	12	12	12	12	12	12	12	32	27	32	32	32	32	32	32	32	32	32	32	32	32	32	32	32	32	32
44	<b>9</b>	44	32	32	32	32	32	32	32	32	27	12	27	27	27	27	27	27	27	27	27	27	27	27	27	27	27	27	27
27	<b>10</b>	27	27	27	27	27	27	27	27	27	27	27	27	27	27	27	27	27	27	27	27	27	27	27	27	27	27	27	27





Autodromo Nazionale Monza  
 GT Cup Open Europe  
 Race - 2  
 Graphic Lap Chart





# Autodromo Nazionale Monza

## GT Cup Open Europe

### Race - 2

#### Pit Stop Analysis



Autodromo Nazionale Monza 5.793 m.

Nr.	In Day Time	Entrant/Team	Nat	Driver 1	Nat	Driver 2	Nat	Vehicle	Cat	In Time	Stop N°	Pit Time	Handicap	Diff.
44	14:53:22.498	Eugenio Pisani	ITA	Eugenio Pisani	ITA	<u>Stefano Bozzoni</u>	ITA	Porsche 911 GT3 Cup gen 1	PROAM	24:24.949	1	2:13.412	1:35	
12	14:54:01.973	Ghinzani Motorsport	ITA	Glauco Solieri	ITA			Porsche 911 GT3 Cup gen 2	AM	25:04.423	2	2:01.773	1:50	
54	14:55:30.103	Q1 by EMG Motorsport	BEL	Jan Laurysen	BEL			Porsche 992 GT3 Cup	PROAM	26:32.553	1	1:36.582	1:35	
32	14:56:47.908	Three Sixty Racing Team	AND	Fernando Fortes	BRA			Porsche 911 GT3 Cup gen 2	AM	27:50.359	2	1:53.392	1:45	
27	14:58:06.738	Three Sixty Racing Team	AND	Marcio Mauro	BRA			Porsche 911 GT3 Cup gen 2	AM	29:09.189	2	1:44.355	1:30	
53	15:00:05.764	Q1 by EMG Motorsport	BEL	Nicolas Vandierendonck	BEL	<u>Dirk Schouten</u>	NLD	Porsche 992 GT3 Cup	PROAM	31:08.215	1	1:45.248	1:40	
26	15:03:28.896	Q1 by EMG Motorsport	BEL	Maciej Darmetko	POL	<u>Artur Janosz</u>	POL	Porsche 911 GT3 Cup gen 2	PROAM	34:31.347	2	1:31.888	1:30	
33	15:03:46.209	Bonaldi Motorsport	ITA	Tomasz Magdziarz	POL	<u>Daan Pijl</u>	NLD	Porsche 911 GT3 Cup gen 2	PROAM	34:48.660	1	1:30.911	1:30	
100	15:04:28.952	Bonaldi Motorsport	ITA	Jakub Dwernicki	POL	<u>Jan Antoszewski</u>	POL	Porsche 911 GT3 Cup gen 2	PROAM	35:31.403	1	1:33.342	1:30	





**Autodromo Nazionale Monza**  
**GT Cup Open Europe**  
**Race - 2**  
**Weather Report**



**Air Temperature**  
 Sin datos disponibles

**Track Temperature**  
 Sin datos disponibles

**Humidity**  
 Sin datos disponibles

**Pressure**  
 Sin datos disponibles



































**Wind Speed**  
 Sin datos disponibles

**Wind direction**  
 North = 0°/360° Est = 90° South = 180° West= 270°  
 Sin datos disponibles






























## Championship Classification

Cls.	Name	Nat.	Net Pts.	Pts.	 Paul Ricard		 SPA-Francorchamps		 Hungaroring		 Monza		 Barcelona	
					R1	R2	R1	R2	R1	R2	R1	R2	R1	R2
1	Maciej Blazek		69	69	15	8	4	10	15	12	5			
	Mateusz Lisowski		69	69	15	8	4	10	15	12	5			
2	Maciej Darmetko		51	51	8	10			10	15		8		
	Artur Janosz		51	51	8	10			10	15		8		
3	Dirk Schouten		47	47			10	12			15	10		
	Nicolas Vandierenonck		47	47			10	12			15	10		
4	Jakub Dwernicki		45	45	5	3	5	8	8	10		6		
	Jan Antoszewski		45	45	5	3	5	8	8	10		6		
5	Jan Lauryszen		42	42			12	15				15		
6	Eugenio Pisani		34	34	3	2	8	4	6		6	5		
	Stefano Bozzoni		34	34	3	2	8	4	6		6	5		
7	Fernando Fortes		33	33	4	4	6	6			10	3		
8	Daan Pijl		32	32					12	8		12		
	Tomasz Magdziarz		32	32					12	8		12		
9	Glauco Solieri		28	28	6	6					12	4		
10	Bas Schouten		27	27			12	15						
11	Andrzej Lewandowski		27	27	12	15								
12	Rodrigue Gillion		22	22	10	12								
	Nico Verdonck		22	22	10	12								
13	Jaap Van Lagen		20	20			15	5						
	Filip Teunkens		20	20			15	5						
14	Marcio Mauro		16	16			3	3			8	2		
15	Mark Speakerwas		11	11					5	6				
	Peter Karpi		11	11					5	6				
16	Jan Klingelberg		6	6	1	5								
	Dino Zamparelli		6	6	1	5								
17	Fernando Navarrete		3	3	2	1								
	Fernando Navarrete jr		3	3	2	1								
18	Oscar Aristot		0	0										
19	Albert Estragués		0	0										




















### Championship PROAM Classification

Cls.	Name	Nat.	Net Pts.	Pts.	 Paul Ricard		 SPA-Francorchamps		 Hungaroring		 Monza		 Barcelona	
					R1	R2	R1	R2	R1	R2	R1	R2	R1	R2
1	Maciej Blazek		36	36	10	6	1	4	5	4	6			
	Mateusz Lisowski		36	36	10	6	1	4	5	4	6			
2	Maciej Darmetko		26	26	6	8			3	5		4		
	Artur Janosz		26	26	6	8			3	5		4		
3	Jakub Dwernicki		20	20	4	3	2	3	2	3		3		
	Jan Antoszewski		20	20	4	3	2	3	2	3		3		
4	Eugenio Pisani		20	20	3	2	3	1	1		8	2		
	Stefano Bozzoni		20	20	3	2	3	1	1		8	2		
5	Jan Laurysen		19	19			4	5				10		
6	Nico Verdonck		18	18	8	10								
	Rodrigue Gillion		18	18	8	10								
7	Nicolas Vandierendonck		16	16							10	6		
	Dirk Schouten		16	16							10	6		
8	Tomasz Magdziarz		14	14					4	2		8		
	Daan Pijl		14	14					4	2		8		
9	Bas Schouten		9	9			4	5						
10	Filip Teunkens		7	7			5	2						
	Jaap Van Lagen		7	7			5	2						
11	Jan Klingelberg		6	6	2	4								
	Dino Zamparelli		6	6	2	4								






















### Championship AM Classification

Cls.	Name	Nat.	Net Pts.	Pts.	 Paul Ricard		 SPA-Francorchamps		 Hungaroring		 Monza		 Barcelona	
					R1	R2	R1	R2	R1	R2	R1	R2	R1	R2
1	Fernando Fortes		28	28	6	6	4	4			4	4		
2	Glauco Solieri		26	26	8	8					5	5		
3	Andrzej Lewandowski		20	20	10	10								
4	Marcio Mauro		18	18	3	3	3	3			3	3		
5	Mark Speakerwas		10	10					5	5				
	Peter Karpí		10	10					5	5				
6	Nicolas Vandierendonck		10	10			5	5						
	Dirk Schouten		10	10			5	5						
7	Fernando Navarrete		8	8	4	4								
	Fernando Navarrete jr		8	8	4	4								
8	Oscar Aristot		6	6	3	3								
9	Albert Estragués		0	0										



### Championship Teams' Classification

Cls.	Team	Nat.	Net Pts.	Pts.	 Paul Ricard		 SPA-Francorchamps		 Hungaroring		 Monza		 Barcelona	
					R1	R2	R1	R2	R1	R2	R1	R2	R1	R2
1	Q1 by EMG Motorsport		88	88	4	6	18	18	6	10	10	16		
2	A&P Racing Team PTT Tech Support		40	40	10	4		6	10	8	2			
3	Alda Motorsport		30	30	2		2	4	12	10				
4	Vincenzo Sospiri Racing		18	18	8	10								
5	Three Sixty Racing Team		16	16			3	3			10			
6	CAME Racing Team		14	14			4		5	5				
7	PROsport Racing		14	14	6	8								
8	Bonaldi Motorsport		11	11								11		
9	Ghinzani Motorsport		8	8							8			
10	AKM Motorsport		6	6	3	3								
11	Eugenio Pisani		5	5							3	2		
12	J. Morcillo / E2P Racing		2	2		2								



### Drivers Statistics

Cls.	Nº	Name	Nat.	Net Points	Points	First Positions	Seconds Positions	Thirds Positions	Race Fastest Laps	Pole Positions	Laps in first place	Km. covered in Race	Km. covered in Practice
1	24	Maciej Blazek		69	69	2	1	1	1	2	66	1135.16	1031.39
	24	Mateusz Lisowski		69	69	2	1	1	1	2	66	1135.16	1031.39
2	26	Maciej Darmetko		51	51	1		2	2	1	36	742.479	1124.89
	26	Artur Janosz		51	51	1		2	2	1	36	742.479	1124.89
3	53	Dirk Schouten		47	47		1	1	1		20	695.358	930.024
	53	Nicolas Vandierendonck		47	47		1	1	1		20	695.358	930.024
4	100	Jakub Dwernicki		45	45			1				1096.22	1213.74
	100	Jan Antoszewski		45	45			1				1096.22	1213.74
5	54	Jan Laurysen		42	42	2	1			1	35	625.842	682.823
6	44	Eugenio Pisani		34	34				1		2	1213.20	1141.63
	44	Stefano Bozzoni		34	34				1		2	1213.20	1141.63
7	32	Fernando Fortes		33	33			1				967.868	927.347
8	33	Daan Pijl		32	32		2				28	441.176	521.805
	33	Tomasz Magdziarz		32	32		2				28	441.176	521.805
9	12	Glauco Solieri		28	28		1					638.680	603.922
10	54	Bas Schouten		27	27	1	1				16	336.192	364.208
11	66	Andrzej Lewandowski		27	27	1	1				11	296.922	221.236
12	191	Rodrigue Gillion		22	22		1	1	1	1	1	296.922	331.854
	191	Nico Verdonck		22	22		1	1	1	1	1	296.922	331.854
13	50	Jaap Van Lagen		20	20	1			2	1	18	329.188	273.156
	50	Filip Teunkens		20	20	1			2	1	18	329.188	273.156
14	27	Marcio Mauro		16	16						1	950.431	1073.87
15	45	Mark Speakerwas		11	11							276.003	61.334
	45	Peter Karpi		11	11							276.003	61.334
16	28	Jan Klingelberg		6	6					1	11	291.100	355.142
	28	Dino Zamparelli		6	6					1	11	291.100	355.142
17	190	Fernando Navarrete		3	3							291.100	326.032
	190	Fernando Navarrete jr		3	3							291.100	326.032
18	27	Oscar Aristot		0	0							279.456	395.896
19	126	Albert Estragués		0	0							104.796	496.261



### Drivers Performance

Cls.	Name	Nat.	Net Pts.	Pts.	Paul Ricard		SPA-Francorchamps		Hungaroring		Monza		Barcelona	
					R1	R2	R1	R2	R1	R2	R1	R2	R1	R2
1	Maciej Blazek		69	69	3 - 1	3 - 4	1 - 7	6 - 3	NP - 1	1 - 2	6 - 6	4 - NC		
	Mateusz Lisowski		69	69	3 - 1	3 - 4	1 - 7	6 - 3	NP - 1	1 - 2	6 - 6	4 - NC		
2	Maciej Darmetko		51	51	2 - 4	8 - 3	2 - NP	NP - NP	NP - 3	5 - 1	4 - NC	1 - 4		
	Artur Janosz		51	51	2 - 4	8 - 3	2 - NP	NP - NP	NP - 3	5 - 1	4 - NC	1 - 4		
3	Dirk Schouten		47	47	NP -	NP -	NP - 3	NP - 2	NP - NP	NP - NP	NP - NP	NP - NP		
	Nicolas Vandierendonck		47	47	NP -	NP -	NP - 3	NP - 2	NP - NP	NP - NP	NP - NP	NP - NP		
4	Jakub Dwernicki		45	45	10 - 6	4 - 8	7 - 6	4 - 4	NP - 4	6 - 3	10 - NC	5 - 5		
	Jan Antoszewski		45	45	10 - 6	4 - 8	7 - 6	4 - 4	NP - 4	6 - 3	10 - NC	5 - 5		
5	Jan Laurysen		42	42	NP -	NP -	3 - 2	3 - 1	NP - NP	NP - NP	1 - NC	3 - 1		
6	Eugenio Pisani		34	34	5 - 8	11 - 9	9 - 4	7 - 7	NP - 5	3 - NC	2 - 5	10 - 6		
	Stefano Bozzoni		34	34	5 - 8	11 - 9	9 - 4	7 - 7	NP - 5	3 - NC	2 - 5	10 - 6		
7	Fernando Fortes		33	33	12 - 7	9 - 7	4 - 5	5 - 5	NP - NP	NP - NP	8 - 3	8 - 8		
8	Daan Pijl		32	32	NP - NP	NP - NP	NP - NP	NP - NP	NP - 2	2 - 4	5 - NP	2 - 2		
	Tomasz Magdziarz		32	32	NP - NP	NP - NP	NP - NP	NP - NP	NP - 2	2 - 4	5 - NP	2 - 2		
9	Glauco Solieri		28	28	9 - 5	7 - 5	NP - NP	NP - NP	NP - NP	NP - NP	7 - 2	6 - 7		
10	Bas Schouten		27	27	NP -	NP -	3 - 2	3 - 1	NP - NP	NP - NP	NP - NP	NP - NP		
11	Andrzej Lewandowski		27	27	4 - 2	2 - 1	NP - NP	NP - NP	NP - NP	NP - NP	NP - NP	NP - NP		
12	Rodrigue Gillion		22	22	6 - 3	1 - 2	NP - NP	NP - NP	NP - NP	NP - NP	NP - NP	NP - NP		
	Nico Verdonck		22	22	6 - 3	1 - 2	NP - NP	NP - NP	NP - NP	NP - NP	NP - NP	NP - NP		
13	Jaap Van Lagen		20	20	NP -	NP -	5 - 1	1 - 6	NP - NP	NP - NP	NP - NP	NP - NP		
	Filip Teunkens		20	20	NP -	NP -	5 - 1	1 - 6	NP - NP	NP - NP	NP - NP	NP - NP		
14	Marcio Mauro		16	16	11 - 11	10 - 11	8 - 8	8 - 8	NP - NP	NP - NP	9 - 4	9 - 9		
15	Mark Speakerwas		11	11	NP - NP	NP - NP	NP - NP	NP - NP	NP - 6	4 - 5	NP - NP	NP - NP		
	Peter Karpi		11	11	NP - NP	NP - NP	NP - NP	NP - NP	NP - 6	4 - 5	NP - NP	NP - NP		
16	Jan Klingelberg		6	6	1 - 10	5 - 6	NP - NP	NP - NP	NP - NP	NP - NP	NP - NP	NP - NP		
	Dino Zamparelli		6	6	1 - 10	5 - 6	NP - NP	NP - NP	NP - NP	NP - NP	NP - NP	NP - NP		
17	Fernando Navarrete		3	3	8 - 9	12 - 10	NP - NP	NP - NP	NP - NP	NP - NP	NP - NP	NP - NP		
	Fernando Navarrete jr		3	3	8 - 9	12 - 10	NP - NP	NP - NP	NP - NP	NP - NP	NP - NP	NP - NP		
18	Oscar Aristot		0	0	11 - 11	10 - 11	NP - NP	NP - NP	NP - NP	NP - NP	NP - NP	NP - NP		
19	Albert Estragués		0	0	7 - NC	6 - NC	NP - NP	NP - NP	NP - NP	NP - NP	NP - NP	NP - NP		