

Autodromo Nazionale Monza

GT Cup Open Europe

Private test - 2

Provisional Results



Autodromo Nazionale Monza 5.793 m.


Cls	N°	Entrant/Team	Nat	Driver 1	Nat	Driver 2	Nat	Vehicle	Cat	Cls	Laps	Best	Time	Gap	Interval	Km/h
1	24	A&P Racing Team PTT Tech Support		Maciej Blazek		Mateusz Lisowski		Porsche 991 GT3 Cup gen 2	PROAM	1	27	24	1:52.505			185.3
2	100	Bonaldi Motorsport		Jakub Dwernicki		Jan Antoszewski		Porsche 911 GT3 Cup gen 2	PROAM	2	24	23	1:54.179	1.674	1.674	182.6
3	26	Q1 by EMG Motorsport		Maciej Darmetko		Artur Janosz		Porsche 911 GT3 Cup gen 2	PROAM	3	17	4	1:54.823	2.318	0.644	181.6
4	54	Q1 by EMG Motorsport		Jan Lauryszen				Porsche 992 GT3 Cup	PROAM	4	16	15	1:54.957	2.452	0.134	181.4
5	53	Q1 by EMG Motorsport		Nicolas Vandierendonck		Dirk Schouten		Porsche 992 GT3 Cup	PROAM	5	26	8	1:55.094	2.589	0.137	181.1
6	33	Bonaldi Motorsport		Tomasz Magdziarz		Daan Pijl		Porsche 911 GT3 Cup gen 2	PROAM	6	27	15	1:55.503	2.998	0.409	180.5
7	44	Eugenio Pisani		Eugenio Pisani		Stefano Bozzoni		Porsche 911 GT3 Cup gen 1	PROAM	7	13	12	1:55.709	3.204	0.206	180.2

Published at:.....

Track Temp: 34.0 °C Air Temp: 24.2 °C Humidity: 52 % Track Status: DRY

Stewards:	Race Director:	Timekeeper:
-----------	----------------	-------------





Autodromo Nazionale Monza

GT Cup Open Europe

Private test - 2

Provisional Results by Category



Autodromo Nazionale Monza 5.793 m.


Cls	Nº	Entrant/Team	Nat	Driver 1	Nat	Driver 2	Nat	Vehicle	Cat	Cls	Laps	Best	Time	Gap	Interval	Km/h
PROAM																
1	24	A&P Racing Team PTT Tech Support	ITA	Maciej Blazek	POL	Mateusz Lisowski	POL	Porsche 991 GT3 Cup gen 2	PROAM	1	27	24	1:52.505			185.3
2	100	Bonaldi Motorsport	ITA	Jakub Dwernicki	POL	Jan Antoszewski	POL	Porsche 911 GT3 Cup gen 2	PROAM	2	24	23	1:54.179	1.674	1.674	182.6
3	26	Q1 by EMG Motorsport	BEL	Maciej Darmetko	POL	Artur Janosz	POL	Porsche 911 GT3 Cup gen 2	PROAM	3	17	4	1:54.823	2.318	0.644	181.6
4	54	Q1 by EMG Motorsport	BEL	Jan Lauryszen	BEL			Porsche 992 GT3 Cup	PROAM	4	16	15	1:54.957	2.452	0.134	181.4
5	53	Q1 by EMG Motorsport	BEL	Nicolas Vandierendonck	BEL	Dirk Schouten	NLD	Porsche 992 GT3 Cup	PROAM	5	26	8	1:55.094	2.589	0.137	181.1
6	33	Bonaldi Motorsport	ITA	Tomasz Magdziarz	POL	Daan Pijl	NLD	Porsche 911 GT3 Cup gen 2	PROAM	6	27	15	1:55.503	2.998	0.409	180.5
7	44	Eugenio Pisani	ITA	Eugenio Pisani	ITA	Stefano Bozzoni	ITA	Porsche 911 GT3 Cup gen 1	PROAM	7	13	12	1:55.709	3.204	0.206	180.2

Published at:.....

Track Temp: 34.0 °C Air Temp: 24.2 °C Humidity: 52 % Track Status: DRY

Stewards:	Race Director:	Timekeeper: 
-----------	----------------	---





Autodromo Nazionale Monza
GT Cup Open Europe
Private test - 2
Provisional Results by Class




Cls	N°	Entrant/Team	Nat	Driver 1	Nat	Driver 2	Nat	Vehicle	Cat	Cls	Laps	Best	Time	Gap	Interval	Km/h
GT Open Cup Europe																
1	24	A&P Racing Team PTT Tech Support	POL	Maciej Blazek	POL	Mateusz Lisowski	POL	Porsche 991 GT3 Cup gen 2	PROAM	1	27	24	1:52.505			185.3
2	100	Bonaldi Motorsport	ITA	Jakub Dwernicki	POL	Jan Antoszewski	POL	Porsche 911 GT3 Cup gen 2	PROAM	2	24	23	1:54.179	1.674	1.674	182.6
3	26	Q1 by EMG Motorsport	BEL	Maciej Darmetko	POL	Artur Janosz	POL	Porsche 911 GT3 Cup gen 2	PROAM	3	17	4	1:54.823	2.318	0.644	181.6
4	54	Q1 by EMG Motorsport	BEL	Jan Lauryszen	BEL			Porsche 992 GT3 Cup	PROAM	4	16	15	1:54.957	2.452	0.134	181.4
5	53	Q1 by EMG Motorsport	BEL	Nicolas Vandierendonck	BEL	Dirk Schouten	NLD	Porsche 992 GT3 Cup	PROAM	5	26	8	1:55.094	2.589	0.137	181.1
6	33	Bonaldi Motorsport	ITA	Tomasz Magdziarz	POL	Daan Pijl	NLD	Porsche 911 GT3 Cup gen 2	PROAM	6	27	15	1:55.503	2.998	0.409	180.5
7	44	Eugenio Pisani	ITA	Eugenio Pisani	ITA	Stefano Bozzoni	ITA	Porsche 911 GT3 Cup gen 1	PROAM	7	13	12	1:55.709	3.204	0.206	180.2

Published at:.....

Track Temp: 34.0 °C Air Temp: 24.2 °C Humidity: 52 % Track Status: DRY

Stewards:	Race Director:	Timekeeper: 
-----------	----------------	---





Autodromo Nazionale Monza
GT Cup Open Europe
Private test - 2
Lap Analysis



24							33										
Maciej Blazek							Tomasz Magdziarz										
Porsche 991 GT3 Cup gen 2							Porsche 911 GT3 Cup gen 2										
PROAM			Mateusz Lisowski				A&P Racing Team PTT Tech				PROAM			Daan Pijl			
Lap	D	Time	Sector 1	Sector 2	Sector 3	T. Spd	Elapsed	Lap	D	Time	Sector 1	Sector 2	Sector 3	T. Spd	Elapsed		
1		15:07:49.457	15:06:22.136	44.263	43.058	126.6	15:07:49.457	1		15:07:51.035	15:06:13.823	49.043	48.169	157.2	15:07:51.035		
2		1:57.491	37.101	40.000	40.390	255.3	15:09:46.948	2		2:10.872 P	39.110	42.179	49.583	225.9	15:10:01.907		
3		1:56.184	36.705	39.394	40.085	257.1	15:11:43.132	3		3:39.278	2:14.327	42.918	42.033	159.7	15:13:41.185		
4		1:55.200	36.279	39.133	39.788	263.4	15:13:38.332	4		1:58.806	36.967	40.894	40.945	254.7	15:15:39.991		
5		1:56.001	36.349	39.247	40.405	260.8	15:15:34.333	5		1:59.053	37.509	40.578	40.966	255.3	15:17:39.044		
6		1:55.166	36.329	38.992	39.845	260.8	15:17:29.499	6		1:58.532	36.672	40.684	41.176	258.9	15:19:37.576		
7		2:01.032 P	36.086	38.918	46.028	264.7	15:19:30.531	7		1:57.413	36.458	40.168	40.787	262.1	15:21:34.989		
8		4:33.269	3:14.318	39.340	39.611	202.6	15:24:03.800	8		1:57.983	36.810	40.338	40.835	260.2	15:23:32.972		
9		1:55.428	36.021	39.497	39.910	264.0	15:25:59.228	9		1:57.755	36.535	40.033	41.187	262.7	15:25:30.727		
10		1:58.570	39.072	39.675	39.823	266.0	15:27:57.798	10		1:57.029	36.481	39.658	40.890	263.4	15:27:27.756		
11		1:55.605	36.102	39.238	40.265	264.7	15:29:53.403	11		2:12.224 P	36.647	39.836	55.741	265.3	15:29:39.980		
12		1:55.322	36.174	39.252	39.896	263.4	15:31:48.725	12		4:13.428	2:52.735	40.248	40.445	160.0	15:33:53.408		
13		1:55.905	36.132	39.103	40.670	263.4	15:33:44.630	13		1:55.603	36.834	38.809	39.960	246.0	15:35:49.011		
14		1:55.487	36.065	39.241	40.181	260.2	15:35:40.117	14		1:55.877	36.744	39.343	39.790	264.0	15:37:44.888		
15		2:01.476 P	36.108	39.379	45.989	263.4	15:37:41.593	15		1:55.503	36.171	39.026	40.306	263.4	15:39:40.391		
16		8:00.355	6:38.375	41.553	40.427	145.9	15:45:41.948	16		2:01.333	36.282	39.281	45.770	263.4	15:41:41.724		
17		1:54.942	36.378	39.018	39.546	264.0	15:47:36.890	17		2:02.276 P	36.545	39.137	46.594	264.7	15:43:44.000		
18		1:55.426	36.099	39.688	39.639	264.7	15:49:32.316	18		6:17.676	4:51.977	41.131	44.568	199.2	15:50:01.676		
19		1:53.845	35.932	38.607	39.306	266.6	15:51:26.161	19		1:57.918	36.562	40.234	41.122	261.5	15:51:59.594		
20		1:54.932	36.157	38.794	39.981	260.2	15:53:21.093	20		2:00.373	37.183	41.887	41.303	247.1	15:53:59.967		
21		1:53.818	35.975	38.649	39.194	264.7	15:55:14.911	21		2:00.488	38.415	40.817	41.256	264.7	15:56:00.455		
22		2:00.083 P	36.157	39.221	44.705	263.4	15:57:14.994	22		2:01.618	38.653	40.840	42.125	207.6	15:58:02.073		
23		3:27.347	2:07.476	38.506	41.365	204.5	16:00:42.341	23		1:57.454	36.360	40.124	40.970	264.0	15:59:59.527		
24		1:52.505	35.345	38.277	38.883	270.0	16:02:34.846	24		1:58.641	36.490	40.359	41.792	264.0	16:01:58.168		
25		1:52.838	35.886	38.112	38.840	266.6	16:04:27.684	25		1:58.944	37.210	40.213	41.521	264.0	16:03:57.112		
26		1:53.333	35.866	38.262	39.205	264.7	16:06:21.017	26		1:58.412	36.661	40.286	41.465	262.7	16:05:55.524		
27		2:02.088 P	35.672	39.354	47.062	267.9	16:08:23.105	27		2:59.840 P	47.297	57.162	1:15.381	178.5	16:08:55.364		

26							44										
Maciej Darmetko							Eugenio Pisani										
Porsche 911 GT3 Cup gen 2							Porsche 911 GT3 Cup gen 1										
PROAM			Artur Janosz				Q1 by EMG Motorsport				PROAM			Stefano Bozzoni			
Lap	D	Time	Sector 1	Sector 2	Sector 3	T. Spd	Elapsed	Lap	D	Time	Sector 1	Sector 2	Sector 3	T. Spd	Elapsed		
1		15:12:10.321	15:10:43.273	44.666	42.382	110.8	15:12:10.321	1		15:36:57.358	15:35:36.981	39.904	40.473	197.4	15:36:57.358		
2		2:00.853	36.461	41.131	43.261	255.3	15:14:11.174	2		1:56.471	36.682	39.582	40.207	264.7	15:38:53.829		
3		1:55.364	36.096	39.726	39.542	262.7	15:16:06.538	3		1:57.682	36.410	40.652	40.620	261.5	15:40:51.511		
4		1:54.823	36.174	39.185	39.464	262.1	15:18:01.361	4		1:56.253	36.518	39.505	40.230	264.0	15:42:47.764		
5		2:04.913 P	38.853	39.324	46.736	266.6	15:20:06.274	5		1:55.925	36.512	39.282	40.131	262.1	15:44:43.689		
6		14:35.053 P	13:02.347	42.709	49.997	193.8	15:34:41.327	6		1:56.033	36.327	39.709	39.997	265.3	15:46:39.722		
7		6:51.763	5:26.870	42.882	42.011	152.9	15:41:33.090	7		2:05.594 P	37.108	39.806	48.680	218.1	15:48:45.316		
8		1:58.503	36.339	39.937	42.227	259.6	15:43:31.593	8		10:17.549	8:57.408	39.935	40.206	195.6	15:59:02.865		
9		1:55.067	35.978	39.354	39.735	262.7	15:45:26.660	9		1:56.111	36.668	39.237	40.206	262.1	16:00:58.976		
10		2:04.652 P	36.405	39.668	48.579	266.6	15:47:31.312	10		1:58.022	36.801	40.867	40.354	262.7	16:02:56.998		
11		6:40.990	5:17.946	41.122	41.922	181.2	15:54:12.302	11		1:55.755	36.211	39.537	40.007	264.7	16:04:52.753		
12		2:00.267	38.500	40.417	41.350	254.7	15:56:12.569	12		1:55.709	36.287	39.458	39.964	265.3	16:06:48.462		
13		1:56.774	36.186	39.965	40.623	264.7	15:58:09.343	13		2:07.242 P	37.509	39.990	49.743	219.9	16:08:55.704		
14		1:57.847	36.743	40.509	40.595	254.1	16:00:07.190										
15		1:57.961	36.288	39.840	41.833	263.4	16:02:05.151										
16		1:56.746	36.312	39.823	40.611	262.7	16:04:01.897										
17		2:08.266 P	39.952	41.200	47.114	268.6	16:06:10.163										





Autodromo Nazionale Monza
GT Cup Open Europe
Private test - 2
Lap Analysis




53 Nicolas Vandierendonck Porsche 992 GT3 Cup **100** Jakob Dwernicki Porsche 911 GT3 Cup gen 2

PROAM							Q1 by EMG Motorsport							PROAM							Bonaldi Motorsport											
Lap	D	Time	Sector 1	Sector 2	Sector 3	T. Spd	Elapsed	Lap	D	Time	Sector 1	Sector 2	Sector 3	T. Spd	Elapsed	Lap	D	Time	Sector 1	Sector 2	Sector 3	T. Spd	Elapsed	Lap	D	Time	Sector 1	Sector 2	Sector 3	T. Spd	Elapsed	
1		15:13:58.191	15:12:31.276	43.640	43.275	184.6	15:13:58.191	1		15:07:45.655	P 15:06:06.214	43.906	55.535	192.8	15:07:45.655																	
2		1:59.204	37.713	40.940	40.551	247.1	15:15:57.395	2		5:36.993	4:11.103	42.640	43.250	190.4	15:13:22.648																	
3		1:56.966	36.979	39.775	40.212	257.7	15:17:54.361	3		2:00.114	37.177	41.220	41.717	255.3	15:15:22.762																	
4		1:56.126	36.943	39.490	39.693	257.1	15:19:50.487	4		2:00.082	37.095	41.447	41.540	258.9	15:17:22.844																	
5		1:57.220	36.763	40.119	40.338	257.1	15:21:47.707	5		1:58.896	36.757	40.790	41.349	255.9	15:19:21.740																	
6		1:55.661	36.596	39.348	39.717	257.7	15:23:43.368	6		1:59.121	37.168	40.790	41.163	263.4	15:21:20.861																	
7		1:55.198	36.566	39.079	39.553	258.9	15:25:38.566	7		2:08.618	P 36.798	41.638	50.182	250.0	15:23:29.479																	
8		1:55.094	36.336	39.071	39.687	260.2	15:27:33.660	8		5:02.840	3:35.049	44.264	43.527	105.9	15:28:32.319																	
9		2:07.832	P 37.486	39.283	51.063	258.9	15:29:41.492	9		1:58.508	36.951	40.675	40.882	251.1	15:30:30.827																	
10		3:50.661	2:31.415	39.558	39.688	197.8	15:33:32.153	10		1:58.053	36.710	40.370	40.973	258.9	15:32:28.880																	
11		1:56.381	36.538	39.575	40.268	258.3	15:35:28.534	11		1:57.577	36.748	40.078	40.751	246.0	15:34:26.457																	
12		1:57.514	36.701	40.380	40.433	257.7	15:37:26.048	12		1:57.663	36.733	40.496	40.434	254.7	15:36:24.120																	
13		1:55.616	36.361	39.349	39.906	261.5	15:39:21.664	13		1:57.221	36.601	40.064	40.556	261.5	15:38:21.341																	
14		1:59.998	37.155	40.751	42.092	260.2	15:41:21.662	14		1:57.446	36.577	40.118	40.751	255.3	15:40:18.787																	
15		1:55.507	36.584	39.159	39.764	259.6	15:43:17.169	15		2:07.865	P 36.984	40.600	50.281	258.3	15:42:26.652																	
16		1:55.297	36.574	39.074	39.649	257.7	15:45:12.466	16		5:42.928	4:23.289	39.818	39.821	199.6	15:48:09.580																	
17		2:02.416	P 36.645	39.212	46.559	257.1	15:47:14.882	17		1:55.342	36.476	39.073	39.793	258.3	15:50:04.922																	
18		5:16.151	3:48.689	45.468	41.994	191.1	15:52:31.033	18		1:54.789	36.561	38.917	39.311	254.7	15:51:59.711																	
19		1:58.449	36.558	40.164	41.727	257.7	15:54:29.482	19		2:01.309	P 36.362	39.273	45.674	264.0	15:54:01.020																	
20		1:58.202	36.847	40.376	40.979	259.6	15:56:27.684	20		3:59.464	2:37.132	41.336	40.996	197.4	15:58:00.484																	
21		1:58.148	37.280	39.948	40.920	258.3	15:58:25.832	21		1:55.868	36.567	39.482	39.819	263.4	15:59:56.352																	
22		1:57.428	36.711	40.070	40.647	258.3	16:00:23.260	22		1:54.764	36.158	39.314	39.292	264.0	16:01:51.116																	
23		1:56.654	36.421	39.810	40.423	258.3	16:02:19.914	23		1:54.179	36.040	38.769	39.370	263.4	16:03:45.295																	
24		1:56.366	36.308	39.535	40.523	260.2	16:04:16.280	24		2:01.795	P 36.222	38.859	46.714	261.5	16:05:47.090																	
25		1:56.708	36.541	39.610	40.557	258.9	16:06:12.988																									
26		2:14.572	P 38.764	47.474	48.334	186.2	16:08:27.560																									

54 Jan Lauryssen Porsche 992 GT3 Cup

PROAM							Q1 by EMG Motorsport								
Lap	D	Time	Sector 1	Sector 2	Sector 3	T. Spd	Elapsed	Lap	D	Time	Sector 1	Sector 2	Sector 3	T. Spd	Elapsed
1		15:31:22.664	15:29:55.196	43.907	43.561	160.4	15:31:22.664								
2		1:59.733	37.263	41.370	41.100	240.0	15:33:22.397								
3		1:56.881	36.644	39.653	40.584	257.1	15:35:19.278								
4		1:56.234	36.478	39.534	40.222	258.3	15:37:15.512								
5		1:56.114	36.356	39.610	40.148	258.3	15:39:11.626								
6		2:08.444	P 36.473	41.001	50.970	257.1	15:41:20.070								
7		4:48.715	3:27.612	40.788	40.315	199.2	15:46:08.785								
8		1:55.889	36.381	39.263	40.245	256.5	15:48:04.674								
9		1:55.508	36.316	39.307	39.885	259.6	15:50:00.182								
10		1:55.027	36.192	38.996	39.839	260.8	15:51:55.209								
11		1:55.080	36.318	38.965	39.797	260.2	15:53:50.289								
12		1:55.051	36.266	38.999	39.786	258.9	15:55:45.340								
13		2:02.964	P 36.380	39.204	47.380	259.6	15:57:48.304								
14		3:23.235	2:04.233	39.191	39.811	201.1	16:01:11.539								
15		1:54.957	36.275	39.119	39.563	258.9	16:03:06.496								
16		2:24.330	P 54.608	42.054	47.668	259.6	16:05:30.826								





Autodromo Nazionale Monza

GT Cup Open Europe

Private test - 2


Best Sectors Results

Autodromo Nazionale Monza 5.793 m.



Sector - 1				Sector - 2				Sector - 3				Ideal Lap vs Best Lap				
Clas	Nº	Driver	Time	Nº	Driver	Time	Nº	Driver	Time	Clas	Nº	Driver	Ideal Lap	Best Lap	Clas	
1	24	Blazek - Lisowski	35.345	24	Blazek - Lisowski	38.112	24	Blazek - Lisowski	38.840	1	24	Blazek - Lisowski	1:52.297	1:52.505	1	
2	26	Darmetko - Janosz	35.978	100	Dwernicki - Antoszewski	38.769	100	Dwernicki - Antoszewski	39.292	2	100	Dwernicki - Antoszewski	1:54.101	1:54.179	2	
3	100	Dwernicki - Antoszewski	36.040	33	Magdziarz - Pijl	38.809	26	Darmetko - Janosz	39.464	3	26	Darmetko - Janosz	1:54.627	1:54.823	3	
4	33	Magdziarz - Pijl	36.171	54	Jan Lauryszen	38.965	53	Vandierendonck - Schouten	39.553	4	54	Jan Lauryszen	1:54.720	1:54.957	4	
5	54	Jan Lauryszen	36.192	53	Vandierendonck - Schouten	39.071	54	Jan Lauryszen	39.563	5	33	Magdziarz - Pijl	1:54.770	1:55.503	6	
6	44	Pisani - Bozzoni	36.211	26	Darmetko - Janosz	39.185	33	Magdziarz - Pijl	39.790	6	53	Vandierendonck - Schouten	1:54.932	1:55.094	5	
7	53	Vandierendonck - Schouten	36.308	44	Pisani - Bozzoni	39.237	44	Pisani - Bozzoni	39.964	7	44	Pisani - Bozzoni	1:55.412	1:55.709	7	





Autodromo Nazionale Monza

GT Cup Open Europe

Private test - 2


Best 5 Lap Times

Autodromo Nazionale Monza 5.793 m.



Cl	N°	Entrant/Team	Nat	Driver 1	Nat	Driver 2	Nat	Vehicle	Cat	Cl	Best 1		Best 2		Best 3		Best 4		Best 5	
											Time	Lap	Time	Lap	Time	Lap	Time	Lap	Time	Lap
1	24	A&P Racing Team PTT Tech Support		Maciej Blazek		Mateusz Lisowski		Porsche 991 GT3 Cup gen 2	PROAM	1	1:52.505	24	1:52.838	25	1:53.333	26	1:53.818	21	1:53.845	19
2	100	Bonaldi Motorsport		Jakub Dwernicki		Jan Antoszewski		Porsche 911 GT3 Cup gen 2	PROAM	2	1:54.179	23	1:54.764	22	1:54.789	18	1:55.342	17	1:55.868	21
3	26	Q1 by EMG Motorsport		Maciej Darmetko		Artur Janosz		Porsche 911 GT3 Cup gen 2	PROAM	3	1:54.823	4	1:55.067	9	1:55.364	3	1:56.746	16	1:56.774	13
4	54	Q1 by EMG Motorsport		Jan Lauryszen				Porsche 992 GT3 Cup	PROAM	4	1:54.957	15	1:55.027	10	1:55.051	12	1:55.080	11	1:55.508	9
5	53	Q1 by EMG Motorsport		Nicolas Vandierendonck		Dirk Schouten		Porsche 992 GT3 Cup	PROAM	5	1:55.094	8	1:55.198	7	1:55.297	16	1:55.507	15	1:55.616	13
6	33	Bonaldi Motorsport		Tomasz Magdziarz		Daan Pijl		Porsche 911 GT3 Cup gen 2	PROAM	6	1:55.503	15	1:55.603	13	1:55.877	14	1:57.029	10	1:57.413	7
7	44	Eugenio Pisani		Eugenio Pisani		Stefano Bozzoni		Porsche 911 GT3 Cup gen 1	PROAM	7	1:55.709	12	1:55.755	11	1:55.925	5	1:56.033	6	1:56.111	9






Autodromo Nazionale Monza
GT Cup Open Europe
Private test - 2
Best 5 Top Speeds



Cl	N°	Entrant/Team	Nat	Driver 1	Nat	Driver 2	Nat	Vehicle	Cat	Cl	Top 1		Top 2		Top 3		Top 4		Top 5		Avg
											Km/h	Lap	Km/h	Lap	Km/h	Lap	Km/h	Lap	Km/h	Lap	
1	24	A&P Racing Team PTT Tech Support		Maciej Blazek		Mateusz Lisowski		Porsche 991 GT3 Cup gen 2	PROAM	1	270.0	24	267.9	27	266.6	19	266.6	25	266.0	10	267.4
2	26	Q1 by EMG Motorsport		Maciej Darmetko		Artur Janosz		Porsche 911 GT3 Cup gen 2	PROAM	2	268.6	17	266.6	5	266.6	10	264.7	13	263.4	15	266.0
3	33	Bonaldi Motorsport		Tomasz Magdziarz		Daan Pijl		Porsche 911 GT3 Cup gen 2	PROAM	3	265.3	11	264.7	17	264.7	21	264.0	14	264.0	23	264.5
4	44	Eugenio Pisani		Eugenio Pisani		Stefano Bozzoni		Porsche 911 GT3 Cup gen 1	PROAM	4	265.3	6	265.3	12	264.7	2	264.7	11	264.0	4	264.8
5	100	Bonaldi Motorsport		Jakub Dwernicki		Jan Antoszewski		Porsche 911 GT3 Cup gen 2	PROAM	5	264.0	19	264.0	22	263.4	6	263.4	21	263.4	23	263.6
6	53	Q1 by EMG Motorsport		Nicolas Vandierendonck		Dirk Schouten		Porsche 992 GT3 Cup	PROAM	6	261.5	13	260.2	8	260.2	14	260.2	24	259.6	15	260.3
7	54	Q1 by EMG Motorsport		Jan Laurysen				Porsche 992 GT3 Cup	PROAM	7	260.8	10	260.2	11	259.6	9	259.6	13	259.6	16	259.9





Autodromo Nazionale Monza

GT Cup Open Europe

Private test - 2


Fastest Laps Sequence



Autodromo Nazionale Monza 5.793 m.

Lap	Time of Day	Session Time	N°	Entrant/Team	Nat	Driver 1	Nat	Driver 2	Nat	Vehicle	Cat	Time	Km/h
2	15:09:46.948	4:46.948	24	A&P Racing Team PTT Tech Support		Maciej Blazek		Mateusz Lisowski		Porsche 991 GT3 Cup gen 2	PROAM	1:57.491	177.5
3	15:11:43.132	6:43.132	24	A&P Racing Team PTT Tech Support		Maciej Blazek		Mateusz Lisowski		Porsche 991 GT3 Cup gen 2	PROAM	1:56.184	179.4
4	15:13:38.332	8:38.332	24	A&P Racing Team PTT Tech Support		Maciej Blazek		Mateusz Lisowski		Porsche 991 GT3 Cup gen 2	PROAM	1:55.200	181.0
6	15:17:29.499	12:29.499	24	A&P Racing Team PTT Tech Support		Maciej Blazek		Mateusz Lisowski		Porsche 991 GT3 Cup gen 2	PROAM	1:55.166	181.0
4	15:18:01.361	13:01.361	26	Q1 by EMG Motorsport		Maciej Darmetko		Artur Janosz		Porsche 911 GT3 Cup gen 2	PROAM	1:54.823	181.6
19	15:51:26.161	46:26.161	24	A&P Racing Team PTT Tech Support		Maciej Blazek		Mateusz Lisowski		Porsche 991 GT3 Cup gen 2	PROAM	1:53.845	183.1
21	15:55:14.911	50:14.911	24	A&P Racing Team PTT Tech Support		Maciej Blazek		Mateusz Lisowski		Porsche 991 GT3 Cup gen 2	PROAM	1:53.818	183.2
24	16:02:34.846	57:34.846	24	A&P Racing Team PTT Tech Support		Maciej Blazek		Mateusz Lisowski		Porsche 991 GT3 Cup gen 2	PROAM	1:52.505	185.3





Autodromo Nazionale Monza

GT Cup Open Europe


Private test - 2

Event Best Maximum Speed



N°	Entrant/Team	Nat	Driver 1	Nat	Driver 2	Nat	Vehicle	Cat	Km/h	Session
24	A&P Racing Team PTT Tech Support		Maciej Blazek		Mateusz Lisowski		Porsche 991 GT3 Cup gen 2	PROAM	270.0	Private test - 2
26	Q1 by EMG Motorsport		Maciej Darmetko		Artur Janosz		Porsche 911 GT3 Cup gen 2	PROAM	268.6	Private test - 2
33	Bonaldi Motorsport		Tomasz Magdziarz		Daan Pijl		Porsche 911 GT3 Cup gen 2	PROAM	265.3	Private test - 2
44	Eugenio Pisani		Eugenio Pisani		Stefano Bozzoni		Porsche 911 GT3 Cup gen 1	PROAM	265.3	Private test - 2
100	Bonaldi Motorsport		Jakub Dwernicki		Jan Antoszewski		Porsche 911 GT3 Cup gen 2	PROAM	264.0	Private test - 2
54	Q1 by EMG Motorsport		Jan Laurysen				Porsche 992 GT3 Cup	PROAM	262.7	Private test - 1
53	Q1 by EMG Motorsport		Nicolas Vandierendonck		Dirk Schouten		Porsche 992 GT3 Cup	PROAM	261.5	Private test - 2





Autodromo Nazionale Monza

GT Cup Open Europe

Private test - 2

Pit Stop Analysis



24 Maciej Blazek Porsche 991 GT3 Cup gen 2

PROAM Mateusz Lisowski A&P Racing Team PTT Tech Support

N°	In Day Time	In Time	Out Time	Pit Time	T. Pit Time	Handicap	Penalty
1	15:19:25.144	15:19:25.144	15:22:08.459	2:43.315	2:43.315		
2	15:37:36.237	15:37:36.237	15:43:40.413	6:04.176	8:47.491		
3	15:57:09.610	15:57:09.610	15:58:46.540	1:36.930	10:24.421		

26 Maciej Darmetko Porsche 911 GT3 Cup gen 2

PROAM Artur Janosz Q1 by EMG Motorsport

N°	In Day Time	In Time	Out Time	Pit Time	T. Pit Time	Handicap	Penalty
1	15:20:00.941	15:20:00.941	15:32:31.568	12:30.627	12:30.627		
2	15:34:35.937	15:34:35.937	15:39:24.441	4:48.504	17:19.131		
3	15:47:25.906	15:47:25.906	15:52:09.884	4:43.978	22:03.109		

33 Tomasz Magdziarz Porsche 911 GT3 Cup gen 2

PROAM Daan Pijl Bonaldi Motorsport

N°	In Day Time	In Time	Out Time	Pit Time	T. Pit Time	Handicap	Penalty
1	15:09:56.617	15:09:56.617	15:11:36.106	1:39.489	1:39.489		
2	15:29:34.804	15:29:34.804	15:31:53.922	2:19.118	3:58.607		
3	15:43:38.362	15:43:38.362	15:47:57.803	4:19.441	8:18.048		

44 Eugenio Pisani Porsche 911 GT3 Cup gen 1

PROAM Stefano Bozzoni Eugenio Pisani

N°	In Day Time	In Time	Out Time	Pit Time	T. Pit Time	Handicap	Penalty
1	15:48:40.076	15:48:40.076	15:57:04.546	8:24.470	8:24.470		

53 Nicolas Vandierendonck Porsche 992 GT3 Cup

PROAM Dirk Schouten Q1 by EMG Motorsport

N°	In Day Time	In Time	Out Time	Pit Time	T. Pit Time	Handicap	Penalty
1	15:29:36.205	15:29:36.205	15:31:35.510	1:59.305	1:59.305		
2	15:47:09.459	15:47:09.459	15:50:22.886	3:13.427	5:12.732		

54 Jan Laurysen Porsche 992 GT3 Cup

PROAM Q1 by EMG Motorsport


N°	In Day Time	In Time	Out Time	Pit Time	T. Pit Time	Handicap	Penalty
1	15:41:14.803	15:41:14.803	15:44:10.929	2:56.126	2:56.126		
2	15:57:42.982	15:57:42.982	15:59:16.355	1:33.373	4:29.499		

100 Jakub Dwernicki Porsche 911 GT3 Cup gen 2

PROAM Jan Antoszewski Bonaldi Motorsport

N°	In Day Time	In Time	Out Time	Pit Time	T. Pit Time	Handicap	Penalty
1	15:07:39.826	15:07:39.826	15:11:15.937	3:36.111	3:36.111		
2	15:23:24.027	15:23:24.027	15:26:20.510	2:56.483	6:32.594		
3	15:42:21.285	15:42:21.285	15:46:12.798	3:51.513	10:24.107		
4	15:53:55.411	15:53:55.411	15:55:59.055	2:03.644	12:27.751		





Autodromo Nazionale Monza

GT Cup Open Europe

Private Test - 1 - 2

Combined Results



Autodromo Nazionale Monza 5.793 m.

Cls	N°	Entrant/Team	Nat	Driver 1	Nat	Driver 2	Nat	Vehicle	Cat	Cls	Laps	PT1	PT2	Best	Gap	Interval	Km/h		
1	24	A&P Racing Team PTT Tech Support	POL	Maciej Blazek	POL	Mateusz Lisowski	POL	Porsche 991 GT3 Cup gen 2	PROAM	1	49	1:54.462	21	1:52.505	24	1:52.505			185.3
2	100	Bonaldi Motorsport	ITA	Jakub Dwernicki	POL	Jan Antoszewski	POL	Porsche 911 GT3 Cup gen 2	PROAM	2	40	1:56.373	9	1:54.179	23	1:54.179	1.674	1.674	182.6
3	26	Q1 by EMG Motorsport	BEL	Maciej Darmetko	POL	Artur Janosz	POL	Porsche 911 GT3 Cup gen 2	PROAM	3	38	1:55.209	11	1:54.823	4	1:54.823	2.318	0.644	181.6
4	54	Q1 by EMG Motorsport	BEL	Jan Lauryszen	BEL			Porsche 992 GT3 Cup	PROAM	4	33	1:55.670	10	1:54.957	15	1:54.957	2.452	0.134	181.4
5	53	Q1 by EMG Motorsport	BEL	Nicolas Vandierendonck	BEL	Dirk Schouten	NLD	Porsche 992 GT3 Cup	PROAM	5	49	1:56.046	21	1:55.094	8	1:55.094	2.589	0.137	181.1
6	33	Bonaldi Motorsport	ITA	Tomasz Magdziarz	POL	Daan Pijl	NLD	Porsche 911 GT3 Cup gen 2	PROAM	6	27			1:55.503	15	1:55.503	2.998	0.409	180.5
7	44	Eugenio Pisani	ITA	Eugenio Pisani	ITA	Stefano Bozzoni	ITA	Porsche 911 GT3 Cup gen 1	PROAM	7	13			1:55.709	12	1:55.709	3.204	0.206	180.2

Published at:.....

Stewards:	Race Director:	Timekeeper: 
-----------	----------------	---

