



Real Federación Española  
de Automovilismo



# GT Cup Open Europe

Round 3

Hungaroring

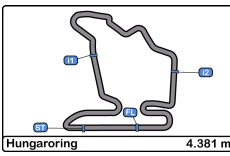
9<sup>th</sup> – 11<sup>th</sup> July 2021

*Results booklet*



Provided by Cronococa S.L.  
[www.cronococa.com](http://www.cronococa.com)





**Hungaroring**  
**GT Cup Open Europe**  
**Free Practice - 1**  
**Provisional Results**



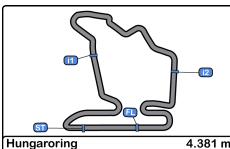
Cls	Nº	Entrant/Team	Nat	Driver 1	Nat	Driver 2	Nat	Vehicle	Cat	Cls	Laps	Best	Time	Gap	Interval	Km/h
1	24	A&P Racing Team PTT Tech Support		Maciej Blazek		Mateusz Lisowski		Porsche 991 GT3 Cup gen 2	PROAM	1	22	3	2:05.944			125.2
2	100	Alda Motorsport		Jakub Dwernicki		Jan Antoszewski		Porsche 911 GT3 Cup gen 2	PROAM	2	26	3	2:07.382	1.438	1.438	123.8
3	33	Alda Motorsport		Tomasz Magdziarz		Daan Pijl		Porsche 911 GT3 Cup gen 2	PROAM	3	27	7	2:08.079	2.135	0.697	123.1
4	26	Q1 by EMG Motorsport		Maciej Darmetko		Artur Janosz		Porsche 911 GT3 Cup gen 2	PROAM	4	20	5	2:08.313	2.369	0.234	122.9
5	44	Eugenio Pisani/CAME Racing Team		Eugenio Pisani		Stefano Bozzoni		Porsche 911 GT3 Cup gen 1	PROAM	5	24	10	2:11.170	5.226	2.857	120.2
6	45	Mark Speakerwas/CAME Racing		Mark Speakerwas		Peter Karpi		Porsche 911 GT3 Cup gen 1	AM	1	17	14	2:14.565	8.621	3.395	117.2

Published at:.....

Track Temp: 27.6 °C Air Temp: 26.5 °C Humidity: 61 % Track Status: WET

<b>Stewards:</b>	<b>Race Director:</b>	<b>Timekeeper:</b> Luis Angel García Nuñez  JOB/I-0020-ESP
------------------	-----------------------	------------------------------------------------------------------





**Hungaroring**  
**GT Cup Open Europe**  
**Free Practice - 1**  
**Provisional Results by Category**



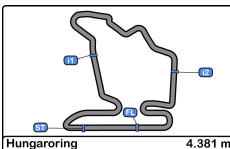
Cls	Nº	Entrant/Team	Nat	Driver 1	Nat	Driver 2	Nat	Vehicle	Cat	Cls	Laps	Best	Time	Gap	Interval	Km/h
<b>PROAM</b>																
1	24	A&P Racing Team PTT Tech Support	POL	Maciej Blazek	POL	Mateusz Lisowski	POL	Porsche 991 GT3 Cup gen 2	PROAM	1	22	3	2:05.944			125.2
2	100	Alda Motorsport	POL	Jakub Dwernicki	POL	Jan Antoszewski	POL	Porsche 911 GT3 Cup gen 2	PROAM	2	26	3	2:07.382	1.438	1.438	123.8
3	33	Alda Motorsport	POL	Tomasz Magdziarz	POL	Daan Pijl	NLD	Porsche 911 GT3 Cup gen 2	PROAM	3	27	7	2:08.079	2.135	0.697	123.1
4	26	Q1 by EMG Motorsport	BEL	Maciej Darmetko	POL	Artur Janosz	POL	Porsche 911 GT3 Cup gen 2	PROAM	4	20	5	2:08.313	2.369	0.234	122.9
5	44	Eugenio Pisani/CAME Racing Team	ITA	Eugenio Pisani	ITA	Stefano Bozzoni	ITA	Porsche 911 GT3 Cup gen 1	PROAM	5	24	10	2:11.170	5.226	2.857	120.2
<b>AM</b>																
1	45	Mark Speakerwas/CAME Racing	ITA	Mark Speakerwas	ITA	Peter Karpi	HUN	Porsche 911 GT3 Cup gen 1	AM	1	17	14	2:14.565			117.2

Published at:.....

Track Temp: 27.6 °C Air Temp: 26.5 °C Humidity: 61 % Track Status: WET

<b>Stewards:</b>	<b>Race Director:</b>	<b>Timekeeper:</b> Luis Angel Garcia Nuñez JOB/I-0020-ESP
------------------	-----------------------	--------------------------------------------------------------





**Hungaroring**  
**GT Cup Open Europe**  
**Free Practice - 1**  
**Provisional Results by Class**



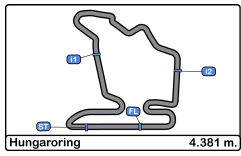
Cls	Nº	Entrant/Team	Nat	Driver 1	Nat	Driver 2	Nat	Vehicle	Cat	Cls	Laps	Best	Time	Gap	Interval	Km/h
<b>GT Open Cup Europe</b>																
1	24	A&P Racing Team PTT Tech Support	POL	Maciej Blazek	POL	Mateusz Lisowski	POL	Porsche 991 GT3 Cup gen 2	PROAM	1	22	3	2:05.944			125.2
2	100	Alda Motorsport	POL	Jakub Dwernicki	POL	Jan Antoszewski	POL	Porsche 911 GT3 Cup gen 2	PROAM	2	26	3	2:07.382	1.438	1.438	123.8
3	33	Alda Motorsport	POL	Tomasz Magdziarz	POL	Daan Pijl	NLD	Porsche 911 GT3 Cup gen 2	PROAM	3	27	7	2:08.079	2.135	0.697	123.1
4	26	Q1 by EMG Motorsport	BEL	Maciej Darmetko	POL	Artur Janosz	POL	Porsche 911 GT3 Cup gen 2	PROAM	4	20	5	2:08.313	2.369	0.234	122.9
5	44	Eugenio Pisani/CAME Racing Team	ITA	Eugenio Pisani	ITA	Stefano Bozzoni	ITA	Porsche 911 GT3 Cup gen 1	PROAM	5	24	10	2:11.170	5.226	2.857	120.2
6	45	Mark Speakerwas/CAME Racing	ITA	Mark Speakerwas	ITA	Peter Karpi	HUN	Porsche 911 GT3 Cup gen 1	AM	1	17	14	2:14.565	8.621	3.395	117.2

Published at:.....

Track Temp: 27.6 °C Air Temp: 26.5 °C Humidity: 61 % Track Status: WET

<b>Stewards:</b>	<b>Race Director:</b>	<b>Timekeeper:</b> Luis Angel García Nuñez JOB/I-0020-ESP
------------------	-----------------------	--------------------------------------------------------------





**Hungaroring**  
**GT Cup Open Europe**  
**Free Practice - 1**  
**Lap Analysis**



**24** Maciej Blazek Porsche 991 GT3 Cup gen 2 **33** Tomasz Magdziarz Porsche 911 GT3 Cup gen 2

PROAM							PROAM								
Mateusz Lisowski							Daan Pijl								
Lap	D	Time	Sector 1	Sector 2	Sector 3	T. Spd	Elapsed	Lap	D	Time	Sector 1	Sector 2	Sector 3	T. Spd	Elapsed
1		9:55:46.899	9:54:23.527	47.954	35.418		9:55:46.899	1		9:53:35.941	9:52:08.920	50.775	36.246		9:53:35.941
2		2:07.399	43.538	48.554	35.307	218.6	9:57:54.298	2		2:09.419	44.590	49.275	35.554	212.5	9:55:45.360
3		<b>2:05.944</b>	43.179	<b>47.533</b>	<b>35.232</b>	219.0	10:00:00.242	3		<del>2:09.952</del>	43.984	49.362	36.606	216.0	9:57:55.312
4		2:06.208	43.107	47.766	35.335	219.0	10:02:06.450	4		2:08.337	43.921	48.442	35.974	216.8	10:00:03.649
5		2:09.423 P	<b>42.873</b>	48.119	38.431	219.9	10:04:15.873	5		<del>2:08.020</del>	43.860	<b>48.187</b>	35.973	214.2	10:02:11.669
6		3:51.285	2:27.170	48.383	35.732		10:08:07.158	6		2:14.663	<b>43.518</b>	49.628	41.517	216.4	10:04:26.332
7		2:08.936	43.400	48.360	37.176	218.6	10:10:16.094	7		<b>2:08.079</b>	43.856	48.304	35.919	214.7	10:06:34.411
8		2:10.593 P	43.303	48.708	38.582	218.6	10:12:26.687	8		<del>2:10.967</del>	45.227	49.739	36.001	216.8	10:08:45.378
9		4:37.532	3:13.497	48.579	35.456		10:17:04.219	9		2:09.659	43.741	49.827	36.091	214.2	10:10:55.037
10		<del>2:07.004</del>	43.019	48.127	35.858	220.8	10:19:11.223	10		2:08.165	43.697	48.589	35.879	215.1	10:13:03.202
11		2:10.775 P	43.770	48.824	38.181	220.4	10:21:21.998	11		<del>2:09.722</del>	45.230	49.000	<b>35.492</b>	216.4	10:15:12.924
12		6:32.680	5:06.073	50.323	36.284		10:27:54.678	12		<del>2:09.318</del>	44.426	48.629	36.263	215.1	10:17:22.242
13		<del>2:09.514</del>	44.068	49.529	35.917	219.9	10:30:04.192	13		<del>2:10.840</del>	44.784	49.975	36.081	213.8	10:19:33.082
14		2:10.245	44.356	50.000	35.889	220.8	10:32:14.437	14		2:12.837 P	43.790	49.493	39.554	215.1	10:21:45.919
15		2:10.176	44.342	49.663	36.171	220.4	10:34:24.613	15		5:28.496	3:59.270	52.415	36.811		10:27:14.415
16		2:11.729	45.377	50.282	36.070	220.8	10:36:36.342	16		2:13.365	45.399	50.979	36.987	214.7	10:29:27.780
17		2:10.788	44.823	50.085	35.880	220.4	10:38:47.130	17		<del>2:17.729</del>	46.774	51.672	39.283	214.7	10:31:45.509
18		2:16.184 P	44.770	50.292	41.122	220.4	10:41:03.314	18		2:15.250	45.956	51.997	37.297	214.2	10:34:00.759
19		4:19.291	2:53.337	49.950	36.004		10:45:22.605	19		2:15.026	46.009	51.608	37.409	213.8	10:36:15.785
20		2:11.326	44.580	50.024	36.722	220.8	10:47:33.931	20		2:13.851	45.865	51.233	36.753	215.5	10:38:29.636
21		2:10.605	44.476	49.851	36.278	220.8	10:49:44.536	21		2:13.988	45.957	50.654	37.377	206.5	10:40:43.624
22		2:16.199 P	45.002	50.268	40.929	219.0	10:52:00.735	22		2:15.453	45.601	52.238	37.614	213.8	10:42:59.077

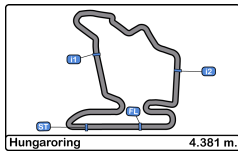
**26** Maciej Darmetko Porsche 911 GT3 Cup gen 2

PROAM							PROAM								
Artur Janosz							Q1 by EMG Motorsport								
Lap	D	Time	Sector 1	Sector 2	Sector 3	T. Spd	Elapsed	Lap	D	Time	Sector 1	Sector 2	Sector 3	T. Spd	Elapsed
1		9:56:31.543 P	9:54:55.242	51.828	44.473		9:56:31.543	23		2:14.900	45.751	51.781	37.368	213.8	10:45:13.977
2		9:00.279	7:33.375	49.850	37.054		10:05:31.822	24		2:15.300	46.278	51.499	37.523	213.8	10:47:29.277
3		2:10.909	45.209	49.476	36.224	215.5	10:07:42.731	25		2:15.946	45.763	50.777	39.406	215.5	10:49:45.223
4		2:09.096	43.982	48.936	36.178	215.5	10:09:51.827	26		2:13.620	45.477	50.923	37.220	215.1	10:51:58.843

**44** Eugenio Pisani Porsche 911 GT3 Cup gen 1

PROAM							PROAM								
Stefano Bozzoni							Eugenio Pisani/CAME Racing								
Lap	D	Time	Sector 1	Sector 2	Sector 3	T. Spd	Elapsed	Lap	D	Time	Sector 1	Sector 2	Sector 3	T. Spd	Elapsed
1		9:57:10.796 P	9:55:26.710	57.320	46.766		9:57:10.796	1		9:57:10.796 P	9:55:26.710	57.320	46.766		9:57:10.796
2		3:25.543	1:57.476	50.097	37.970		10:00:36.339	2		2:15.143	45.239	52.151	37.753	211.3	10:02:51.482
3		2:15.143	45.239	52.151	37.753	211.3	10:02:51.482	4		2:13.084	45.266	49.805	38.013	213.0	10:05:04.566
4		2:13.084	45.266	49.805	38.013	213.0	10:05:04.566	5		2:12.912	44.895	51.403	36.614	215.1	10:07:17.478
5		2:12.912	44.895	51.403	36.614	215.1	10:07:17.478	6		2:12.331	44.722	50.538	37.071	214.2	10:09:29.809
6		2:12.331	44.722	50.538	37.071	214.2	10:09:29.809	7		2:11.917	44.900	50.393	36.624	213.4	10:11:41.726
7		2:11.917	44.900	50.393	36.624	213.4	10:11:41.726	8		2:11.416	44.855	49.641	36.920	211.3	10:13:53.142
8		2:11.416	44.855	49.641	36.920	211.3	10:13:53.142	9		2:11.588	45.155	49.549	36.884	213.0	10:16:04.730
9		2:11.588	45.155	49.549	36.884	213.0	10:16:04.730	10		<b>2:11.170</b>	44.596	49.955	36.619	214.7	10:18:15.900
10		<b>2:11.170</b>	44.596	49.955	36.619	214.7	10:18:15.900	11		2:11.860	45.247	50.215	<b>36.398</b>	214.7	10:20:27.760
11		2:11.860	45.247	50.215	<b>36.398</b>	214.7	10:20:27.760	12		2:19.511 P	<b>44.145</b>	<b>49.051</b>	46.315	215.5	10:22:47.271
12		2:19.511 P	<b>44.145</b>	<b>49.051</b>	46.315	215.5	10:22:47.271	13		5:16.795	3:38.576	58.518	39.701		10:28:04.066
13		5:16.795	3:38.576	58.518	39.701		10:28:04.066	14		2:39.446 P	48.552	1:03.902	46.992	179.4	10:30:43.512
14		2:39.446 P	48.552	1:03.902	46.992	179.4	10:30:43.512	15		4:00.538	2:23.844	55.469	41.225		10:34:44.050
15		4:00.538	2:23.844	55.469	41.225		10:34:44.050	16		2:22.145	48.704	54.917	38.524	209.7	10:37:06.195
16		2:22.145	48.704	54.917	38.524	209.7	10:37:06.195	17		2:20.206	48.298	53.736	38.172	211.3	10:39:26.401
17		2:20.206	48.298	53.736	38.172	211.3	10:39:26.401	18		2:18.694	47.143	53.705	37.846	211.7	10:41:45.095
18		2:18.694	47.143	53.705	37.846	211.7	10:41:45.095	19		2:22.255	47.451	54.480	40.324	208.4	10:44:07.350
19		2:22.255	47.451	54.480	40.324	208.4	10:44:07.350	20		2:19.507	47.010	54.723	37.774	210.1	10:46:26.857
20		2:19.507	47.010	54.723	37.774	210.1	10:46:26.857	21		2:18.363	47.480	52.659	38.224	210.9	10:48:45.220
21		2:18.363	47.480	52.659	38.224	210.9	10:48:45.220	22		2:20.870	47.585	54.014	39.271	207.6	10:51:06.090
22		2:20.870	47.585	54.014	39.271	207.6	10:51:06.090	23		2:18.125	47.191	52.936	37.998	210.5	10:53:24.215
23		2:18.125	47.191	52.936	37.998	210.5	10:53:24.215	24		2:30.195 P	47.847	53.951	48.397	209.3	10:55:54.410
24		2:30.195 P	47.847	53.951	48.397	209.3	10:55:54.410								





**Hungaroring**  
**GT Cup Open Europe**  
**Free Practice - 1**  
**Lap Analysis**



**45** Mark Speakerwas Porsche 911 GT3 Cup gen 1

AM Peter Karpi Mark Speakerwas/CAME Racing

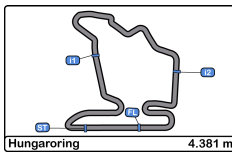
Lap	D	Time	Sector 1	Sector 2	Sector 3	T. Spd	Elapsed
1		10:11:53.050 P	10:10:01.587	1:05.009	46.454		10:11:53.050
2		3:03.167	1:32.520	52.461	38.186		10:14:56.217
3		2:15.836	46.298	51.591	37.947	209.7	10:17:12.053
4		<del>2:13.580</del>	45.519	<b>50.421</b>	37.640	209.3	10:19:25.633
5		2:14.674	45.341	51.230	38.103	209.3	10:21:40.307
6		<del>2:12.669</del>	45.148	50.615	<b>36.906</b>	213.0	10:23:52.976
7		<del>2:26.249</del>	<b>44.888</b>	50.680	50.651	213.0	10:26:19.195
8		2:35.059 P	58.537	52.447	44.075	211.7	10:28:54.254
9		5:53.561	4:20.829	54.002	38.730		10:34:47.815
10		2:20.039	49.692	52.003	38.344	210.1	10:37:07.854
11		2:19.526	48.077	53.211	38.238	210.1	10:39:27.380
12		2:21.155	47.370	55.860	37.925	210.1	10:41:48.535
13		2:17.476	46.366	52.837	38.273	205.3	10:44:06.011
14		<b>2:14.565</b>	45.729	51.331	37.505	210.5	10:46:20.576
15		2:17.497	46.553	52.684	38.260	213.8	10:48:38.073
16		2:15.770	45.812	51.653	38.305	212.1	10:50:53.843
17		2:31.704 P	50.474	55.660	45.570	183.3	10:53:25.547

**100** Jakub Dwernicki Porsche 911 GT3 Cup gen 2

PROAM Jan Antoszewski Alda Motorsport

Lap	D	Time	Sector 1	Sector 2	Sector 3	T. Spd	Elapsed
1		9:53:54.361	9:52:30.889	48.036	35.436		9:53:54.361
2		2:07.988	44.181	48.183	35.624	215.1	9:56:02.349
3		<b>2:07.382</b>	43.838	48.300	<b>35.244</b>	213.8	9:58:09.731
4		2:07.553	43.898	<b>48.024</b>	35.631	216.4	10:00:17.284
5		2:08.638	44.698	48.368	35.572	215.1	10:02:25.922
6		2:08.470	44.269	48.099	36.102	216.0	10:04:34.392
7		<del>2:07.875</del>	<b>43.469</b>	48.634	35.772	216.4	10:06:42.267
8		2:08.457	43.772	48.731	35.954	216.0	10:08:50.724
9		2:09.284	44.557	48.543	36.184	215.1	10:11:00.008
10		2:11.043 P	43.514	48.772	38.757	213.8	10:13:11.051
11		4:04.479	2:31.796	54.202	38.481		10:17:15.530
12		2:17.484	46.460	52.052	38.972	212.1	10:19:33.014
13		2:15.864	46.366	51.449	38.049	212.1	10:21:48.878
14		2:17.038	45.914	52.394	38.730	214.2	10:24:05.916
15		2:16.304	46.095	52.642	37.567	213.4	10:26:22.220
16		2:15.150	45.531	51.713	37.906	213.8	10:28:37.370
17		<del>2:17.898</del>	45.721	54.680	37.497	214.7	10:30:55.268
18		2:14.348	45.610	51.715	37.023	213.8	10:33:09.616
19		2:23.537 P	45.959	51.751	45.827	214.7	10:35:33.153
20		3:48.847	2:15.857	55.916	37.074		10:39:22.000
21		2:12.582	44.970	50.971	36.641	213.8	10:41:34.582
22		2:14.424	45.054	51.570	37.800	214.2	10:43:49.006
23		2:15.228	45.687	52.943	36.598	215.5	10:46:04.234
24		2:13.240	45.311	51.201	36.728	215.1	10:48:17.474
25		2:12.856	45.100	51.413	36.343	214.7	10:50:30.330
26		2:32.263 P	51.507	56.566	44.190	175.6	10:53:02.593



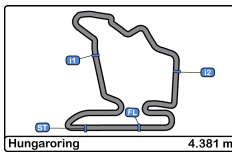


**Hungaroring**  
**GT Cup Open Europe**  
**Free Practice - 1**  
**Best Sectors Results**



Sector - 1				Sector - 2				Sector - 3				Ideal Lap vs Best Lap			
Clas	Nº	Driver	Time	Nº	Driver	Time	Nº	Driver	Time	Clas	Nº	Driver	Ideal Lap	Best Lap	Clas
1	24	Blazek - Lisowski	42.873	24	Blazek - Lisowski	47.533	24	Blazek - Lisowski	35.232	1	24	Blazek - Lisowski	2:05.638	2:05.944	1
2	100	Dwernicki - Antoszewski	43.469	100	Dwernicki - Antoszewski	48.024	100	Dwernicki - Antoszewski	35.244	2	100	Dwernicki - Antoszewski	2:06.737	2:07.382	2
3	33	Magdziarz - Pijl	43.518	33	Magdziarz - Pijl	48.187	33	Magdziarz - Pijl	35.492	3	33	Magdziarz - Pijl	2:07.197	2:08.079	3
4	26	Darmetko - Janosz	43.887	26	Darmetko - Janosz	48.509	26	Darmetko - Janosz	35.706	4	26	Darmetko - Janosz	2:08.102	2:08.313	4
5	44	Pisani - Bozzoni	44.145	44	Pisani - Bozzoni	49.051	44	Pisani - Bozzoni	36.398	5	44	Pisani - Bozzoni	2:09.594	2:11.170	5
6	45	Speakerwas - Karpi	44.888	45	Speakerwas - Karpi	50.421	45	Speakerwas - Karpi	36.906	6	45	Speakerwas - Karpi	2:12.215	2:14.565	6





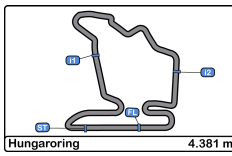
**Hungaroring**  
**GT Cup Open Europe**  
**Free Practice - 1**  
**Best 5 Lap Times**



Cl	N°	Entrant/Team	Nat	Driver 1	Nat	Driver 2	Nat	Vehicle	Cat	Cl	Best 1		Best 2		Best 3		Best 4		Best 5	
											Time	Lap	Time	Lap	Time	Lap	Time	Lap	Time	Lap
1	24	A&P Racing Team PTT Tech Support	POL	Maciej Blazek	POL	Mateusz Lisowski	POL	Porsche 991 GT3 Cup gen 2	PROAM	1	2:05.944	3	2:06.208	4	2:07.399	2	2:08.936	7	2:09.423	5
2	100	Alda Motorsport	POL	Jakub Dwernicki	POL	Jan Antoszewski	POL	Porsche 911 GT3 Cup gen 2	PROAM	2	2:07.382	3	2:07.553	4	2:07.988	2	2:08.457	8	2:08.470	6
3	33	Alda Motorsport	POL	Tomasz Magdziarz	POL	Daan Pijl	NLD	Porsche 911 GT3 Cup gen 2	PROAM	3	2:08.079	7	2:08.165	10	2:08.337	4	2:09.419	2	2:09.659	9
4	26	Q1 by EMG Motorsport	BEL	Maciej Darmetko	POL	Artur Janosz	POL	Porsche 911 GT3 Cup gen 2	PROAM	4	2:08.313	5	2:08.421	6	2:09.096	4	2:10.909	3	2:14.864	7
5	44	Eugenio Pisani/CAME Racing Team	ITA	Eugenio Pisani	ITA	Stefano Bozzoni	ITA	Porsche 911 GT3 Cup gen 1	PROAM	5	2:11.170	10	2:11.416	8	2:11.588	9	2:11.860	11	2:11.917	7
6	45	Mark Speakerwas/CAME Racing	ITA	Mark Speakerwas	ITA	Peter Karpi	HUN	Porsche 911 GT3 Cup gen 1	AM	1	2:14.565	14	2:14.674	5	2:15.770	16	2:15.836	3	2:17.476	13





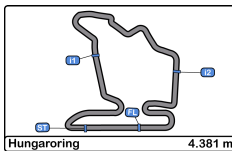


**Hungaroring**  
**GT Cup Open Europe**  
**Free Practice - 1**  
**Best 5 Top Speeds**



Cl	N°	Entrant/Team	Nat	Driver 1	Nat	Driver 2	Nat	Vehicle	Cat	Cl	Top 1		Top 2		Top 3		Top 4		Top 5		Avg
											Km/h	Lap	Km/h	Lap	Km/h	Lap	Km/h	Lap	Km/h	Lap	
1	24	A&P Racing Team PTT Tech Support	POL	Maciej Blazek	POL	Mateusz Lisowski	POL	Porsche 991 GT3 Cup gen 2	PROAM	1	220.8	10	220.8	14	220.8	16	220.8	20	220.8	21	220.8
2	33	Alda Motorsport	POL	Tomasz Magdziarz	POL	Daan Pijl	NLD	Porsche 911 GT3 Cup gen 2	PROAM	2	216.8	4	216.8	8	216.4	6	216.4	11	216.0	3	216.5
3	26	Q1 by EMG Motorsport	BEL	Maciej Darmetko	POL	Artur Janosz	POL	Porsche 911 GT3 Cup gen 2	PROAM	3	216.4	6	215.5	3	215.5	4	214.7	5	214.7	13	215.3
4	100	Alda Motorsport	POL	Jakub Dwernicki	POL	Jan Antoszewski	POL	Porsche 911 GT3 Cup gen 2	PROAM	4	216.4	4	216.4	7	216.0	6	216.0	8	215.5	23	216.0
5	44	Eugenio Pisani/CAME Racing Team	ITA	Eugenio Pisani	ITA	Stefano Bozzoni	ITA	Porsche 911 GT3 Cup gen 1	PROAM	5	215.5	12	215.1	5	214.7	10	214.7	11	214.2	6	214.8
6	45	Mark Speakerwas/CAME Racing	ITA	Mark Speakerwas	ITA	Peter Karpi	HUN	Porsche 911 GT3 Cup gen 1	AM	1	213.8	15	213.0	6	213.0	7	212.1	16	211.7	8	212.7



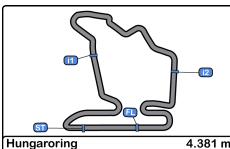


**Hungaroring**  
**GT Cup Open Europe**  
**Free Practice - 1**  
**Fastest Laps Sequence**



Lap	Time of Day	Session Time	N°	Entrant/Team	Nat	Driver 1	Nat	Driver 2	Nat	Vehicle	Cat	Time	Km/h
2	9:55:45.360	5:45.360	33	Alda Motorsport		Tomasz Magdziarz		Daan Pijl		Porsche 911 GT3 Cup gen 2	PROAM	2:09.419	121.8
2	9:56:02.349	6:02.349	100	Alda Motorsport		Jakub Dwernicki		Jan Antoszewski		Porsche 911 GT3 Cup gen 2	PROAM	2:07.988	123.2
2	9:57:54.298	7:54.298	24	A&P Racing Team PTT Tech Support		Maciej Blazek		Mateusz Lisowski		Porsche 991 GT3 Cup gen 2	PROAM	2:07.399	123.7
3	9:58:09.731	8:09.731	100	Alda Motorsport		Jakub Dwernicki		Jan Antoszewski		Porsche 911 GT3 Cup gen 2	PROAM	2:07.382	123.8
3	10:00:00.242	10:00.242	24	A&P Racing Team PTT Tech Support		Maciej Blazek		Mateusz Lisowski		Porsche 991 GT3 Cup gen 2	PROAM	2:05.944	125.2





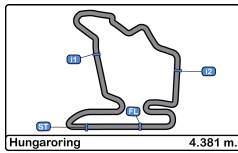
**Hungaroring**  
**GT Cup Open Europe**  
**Free Practice - 1**



**Event Best Maximum Speed**

Nº	Entrant/Team	Nat	Driver 1	Nat	Driver 2	Nat	Vehicle	Cat	Km/h	Session
24	A&P Racing Team PTT Tech Support		Maciej Blazek		Mateusz Lisowski		Porsche 991 GT3 Cup gen 2	PROAM	220.8	Free Practice - 1
33	Alda Motorsport		Tomasz Magdziarz		Daan Pijl		Porsche 911 GT3 Cup gen 2	PROAM	216.8	Free Practice - 1
100	Alda Motorsport		Jakub Dwernicki		Jan Antoszewski		Porsche 911 GT3 Cup gen 2	PROAM	216.4	Free Practice - 1
26	Q1 by EMG Motorsport		Maciej Darmetko		Artur Janosz		Porsche 911 GT3 Cup gen 2	PROAM	216.4	Free Practice - 1
44	Eugenio Pisani/CAME Racing Team		Eugenio Pisani		Stefano Bozzoni		Porsche 911 GT3 Cup gen 1	PROAM	215.5	Free Practice - 1
45	Mark Speakerwas/CAME Racing Team		Mark Speakerwas		Peter Karpi		Porsche 911 GT3 Cup gen 1	AM	213.8	Free Practice - 1





**Hungaroring**  
**GT Cup Open Europe**  
**Free Practice - 1**  
**Pit Stop Analysis**



**24** Maciej Blazek Porsche 991 GT3 Cup gen 2

PROAM Mateusz Lisowski A&P Racing Team PTT Tech Support

N°	In Day Time	In Time	Out Time	Pit Time	T. Pit Time	Handicap	Penalty
1	10:04:13.309	10:04:13.309	10:06:02.575	1:49.266	1:49.266		
2	10:12:23.976	10:12:23.976	10:14:58.911	2:34.935	4:24.201		
3	10:21:19.397	10:21:19.397	10:25:45.372	4:25.975	8:50.176		
4	10:41:00.654	10:41:00.654	10:43:13.521	2:12.867	11:03.043		

**26** Maciej Darmetko Porsche 911 GT3 Cup gen 2

PROAM Artur Janosz Q1 by EMG Motorsport

N°	In Day Time	In Time	Out Time	Pit Time	T. Pit Time	Handicap	Penalty
1	9:56:29.044	9:56:29.044	10:03:21.456	6:52.412	6:52.412		
2	10:16:20.881	10:16:20.881	10:19:31.146	3:10.265	10:02.677		

**33** Tomasz Magdziarz Porsche 911 GT3 Cup gen 2

PROAM Daan Pijl Alda Motorsport

N°	In Day Time	In Time	Out Time	Pit Time	T. Pit Time	Handicap	Penalty
1	10:21:43.316	10:21:43.316	10:24:59.422	3:16.106	3:16.106		

**44** Eugenio Pisani Porsche 911 GT3 Cup gen 1

PROAM Stefano Bozzoni Eugenio Pisani/CAME Racing Team

N°	In Day Time	In Time	Out Time	Pit Time	T. Pit Time	Handicap	Penalty
1	9:57:08.423	9:57:08.423	9:58:17.732	1:09.309	1:09.309		
2	10:22:44.903	10:22:44.903	10:25:32.268	2:47.365	3:56.674		
3	10:30:41.104	10:30:41.104	10:32:20.295	1:39.191	5:35.865		

**45** Mark Speakerwas Porsche 911 GT3 Cup gen 1

AM Peter Karpi Mark Speakerwas/CAME Racing Team

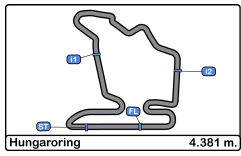
N°	In Day Time	In Time	Out Time	Pit Time	T. Pit Time	Handicap	Penalty
1	10:11:49.953	10:11:49.953	10:12:42.623	52.670	52.670		
2	10:28:51.643	10:28:51.643	10:32:28.315	3:36.672	4:29.342		

**100** Jakub Dwernicki Porsche 911 GT3 Cup gen 2

PROAM Jan Antoszewski Alda Motorsport

N°	In Day Time	In Time	Out Time	Pit Time	T. Pit Time	Handicap	Penalty
1	10:13:08.372	10:13:08.372	10:14:54.142	1:45.770	1:45.770		
2	10:35:30.588	10:35:30.588	10:37:02.974	1:32.386	3:18.156		

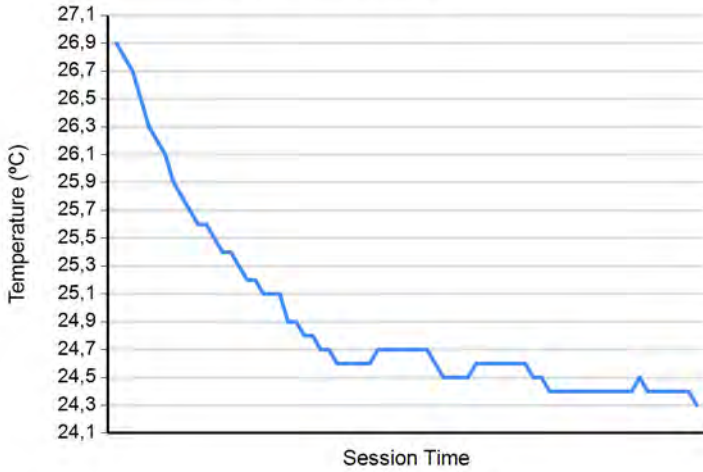




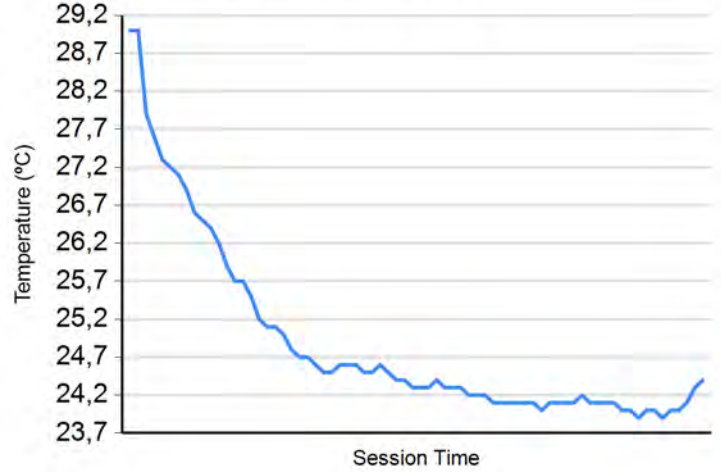
**Hungaroring**  
**GT Cup Open Europe**  
**Free Practice - 1**  
**Weather Report**



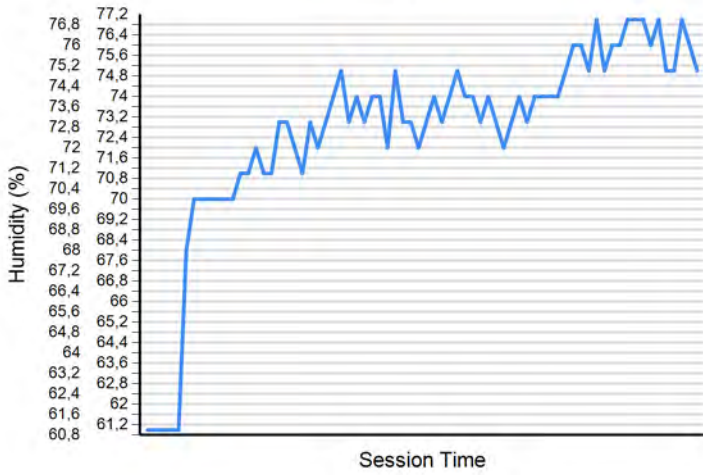
**Air Temperature**



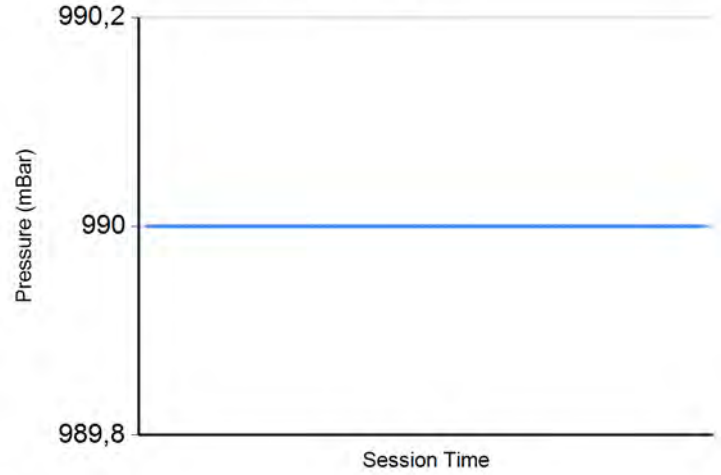
**Track Temperature**



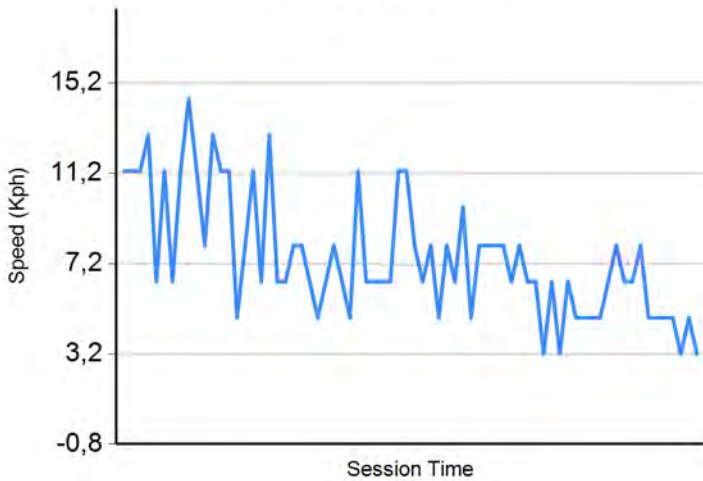
**Humidity**



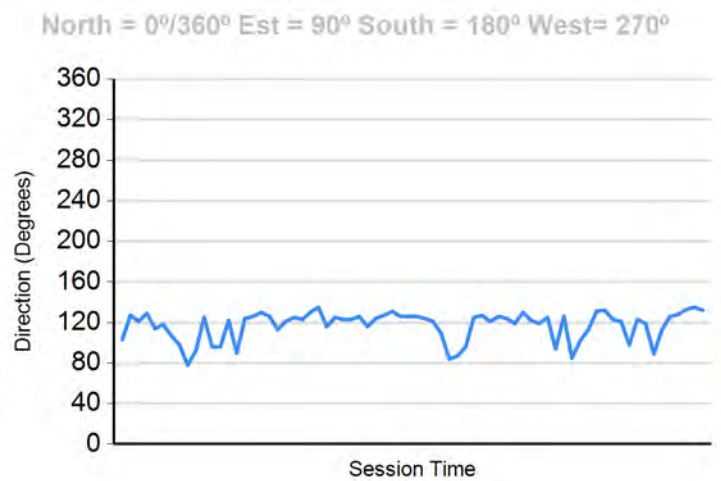
**Pressure**

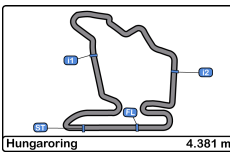


**Wind Speed**



**Wind direction**





**Hungaroring**  
**GT Cup Open Europe**  
**Free Practice - 2**  
**Provisional Results**



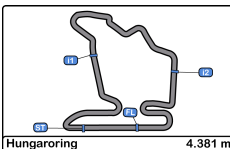
Cls	Nº	Entrant/Team	Nat	Driver 1	Nat	Driver 2	Nat	Vehicle	Cat	Cls	Laps	Best	Time	Gap	Interval	Km/h
1	33	Alda Motorsport		Tomasz Magdziarz		Daan Pijl		Porsche 911 GT3 Cup gen 2	PROAM	1	28	27	1:50.613			142.5
2	24	A&P Racing Team PTT Tech Support		Maciej Blazek		Mateusz Lisowski		Porsche 991 GT3 Cup gen 2	PROAM	2	27	19	1:51.382	0.769	0.769	141.5
3	26	Q1 by EMG Motorsport		Maciej Darmetko		Artur Janosz		Porsche 911 GT3 Cup gen 2	PROAM	3	25	24	1:52.274	1.661	0.892	140.4
4	100	Alda Motorsport		Jakub Dwernicki		Jan Antoszewski		Porsche 911 GT3 Cup gen 2	PROAM	4	21	9	1:54.445	3.832	2.171	137.8
5	44	Eugenio Pisani/CAME Racing Team		Eugenio Pisani		Stefano Bozzoni		Porsche 911 GT3 Cup gen 1	PROAM	5	24	10	1:56.176	5.563	1.731	135.7
6	45	Mark Speakerwas/CAME Racing		Mark Speakerwas		Peter Karpi		Porsche 911 GT3 Cup gen 1	AM	1	24	19	1:56.796	6.183	0.620	135.0

Published at:.....

Track Temp: 27.4 °C Air Temp: 26.8 °C Humidity: 70 % Track Status: WET

Stewards:	Race Director:	Timekeeper: Luis Angel Garcia Nuñez JOB/I-0020-ESP
-----------	----------------	----------------------------------------------------------





**Hungaroring**  
**GT Cup Open Europe**  
**Free Practice - 2**  
**Provisional Results by Category**



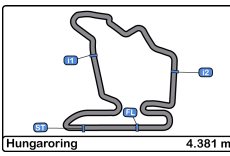
Cls	Nº	Entrant/Team	Nat	Driver 1	Nat	Driver 2	Nat	Vehicle	Cat	Cls	Laps	Best	Time	Gap	Interval	Km/h
<b>PROAM</b>																
1	33	Alda Motorsport	POL	Tomasz Magdziarz	POL	Daan Pijl	NLD	Porsche 911 GT3 Cup gen 2	PROAM	1	28	27	1:50.613			142.5
2	24	A&P Racing Team PTT Tech Support	POL	Maciej Blazek	POL	Mateusz Lisowski	POL	Porsche 991 GT3 Cup gen 2	PROAM	2	27	19	1:51.382	0.769	0.769	141.5
3	26	Q1 by EMG Motorsport	BEL	Maciej Darmetko	POL	Artur Janosz	POL	Porsche 911 GT3 Cup gen 2	PROAM	3	25	24	1:52.274	1.661	0.892	140.4
4	100	Alda Motorsport	POL	Jakub Dwernicki	POL	Jan Antoszewski	POL	Porsche 911 GT3 Cup gen 2	PROAM	4	21	9	1:54.445	3.832	2.171	137.8
5	44	Eugenio Pisani/CAME Racing Team	ITA	Eugenio Pisani	ITA	Stefano Bozzoni	ITA	Porsche 911 GT3 Cup gen 1	PROAM	5	24	10	1:56.176	5.563	1.731	135.7
<b>AM</b>																
1	45	Mark Speakerwas/CAME Racing Team	ITA	Mark Speakerwas	ITA	Peter Karpi	HUN	Porsche 911 GT3 Cup gen 1	AM	1	24	19	1:56.796			135.0

Published at:.....

Track Temp: 27.4 °C Air Temp: 26.8 °C Humidity: 70 % Track Status: WET

<b>Stewards:</b>	<b>Race Director:</b>	<b>Timekeeper:</b> Luis Angel Garcia Nuñez JOB/I-0020-ESP
------------------	-----------------------	--------------------------------------------------------------





**Hungaroring**  
**GT Cup Open Europe**  
**Free Practice - 2**  
**Provisional Results by Class**



Cls	Nº	Entrant/Team	Nat	Driver 1	Nat	Driver 2	Nat	Vehicle	Cat	Cls	Laps	Best	Time	Gap	Interval	Km/h
<b>GT Open Cup Europe</b>																
1	33	Alda Motorsport	POL	Tomasz Magdziarz	POL	Daan Pijl	NED	Porsche 911 GT3 Cup gen 2	PROAM	1	28	27	1:50.613			142.5
2	24	A&P Racing Team PTT Tech Support	POL	Maciej Blazek	POL	Mateusz Lisowski	POL	Porsche 991 GT3 Cup gen 2	PROAM	2	27	19	1:51.382	0.769	0.769	141.5
3	26	Q1 by EMG Motorsport	BEL	Maciej Darmetko	POL	Artur Janosz	POL	Porsche 911 GT3 Cup gen 2	PROAM	3	25	24	1:52.274	1.661	0.892	140.4
4	100	Alda Motorsport	POL	Jakub Dwernicki	POL	Jan Antoszewski	POL	Porsche 911 GT3 Cup gen 2	PROAM	4	21	9	1:54.445	3.832	2.171	137.8
5	44	Eugenio Pisani/CAME Racing Team	ITA	Eugenio Pisani	ITA	Stefano Bozzoni	ITA	Porsche 911 GT3 Cup gen 1	PROAM	5	24	10	1:56.176	5.563	1.731	135.7
6	45	Mark Speakerwas/CAME Racing	ITA	Mark Speakerwas	ITA	Peter Karpi	ITA	Porsche 911 GT3 Cup gen 1	AM	1	24	19	1:56.796	6.183	0.620	135.0

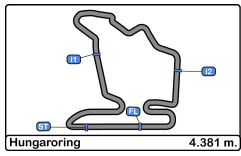
Published at:.....

Track Temp: 27.4 °C Air Temp: 26.8 °C Humidity: 70 % Track Status: WET

<b>Stewards:</b>	<b>Race Director:</b>	<b>Timekeeper:</b> Luis Angel García Nuñez JOB/I-0020-ESP
------------------	-----------------------	--------------------------------------------------------------







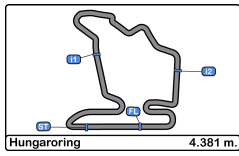
**Hungaroring**  
**GT Cup Open Europe**  
**Free Practice - 2**  
**Lap Analysis**



24 Maciej Blazek Porsche 991 GT3 Cup gen 2						26 Maciej Darmetko Porsche 911 GT3 Cup gen 2											
PROAM			Mateusz Lisowski			A&P Racing Team PTT Tech			PROAM			Artur Janosz			Q1 by EMG Motorsport		
Lap	D	Time	Sector 1	Sector 2	Sector 3	T. Spd	Elapsed	Lap	D	Time	Sector 1	Sector 2	Sector 3	T. Spd	Elapsed		
1		13:23:15.776	13:21:49.805	49.866	36.105		13:23:15.776	1		13:23:18.264	13:21:52.321	49.920	36.023		13:23:18.264		
2		2:10.578	45.176	49.772	35.630	219.5	13:25:26.354	2		2:08.566	44.454	48.906	35.206	217.3	13:25:26.830		
3		<del>2:12.237</del>	44.398	51.863	35.976	219.5	13:27:38.591	3		2:14.207 P	44.579	49.761	39.867	217.3	13:27:41.037		
4		<del>2:09.823</del>	44.603	49.427	35.793	219.5	13:29:48.414	4		5:06.319	3:35.712	54.534	36.073		13:32:47.356		
5		2:14.655 P	45.568	49.488	39.599	219.0	13:32:03.069	5		2:08.134	45.844	48.422	33.868	216.0	13:34:55.490		
6		4:35.096	3:11.064	48.999	35.033		13:36:38.165	6		2:03.119	43.732	46.859	32.528	216.0	13:36:58.609		
7		2:08.250	44.460	48.437	35.353	219.9	13:38:46.415	7		1:59.523	42.923	44.861	31.739	219.0	13:38:58.132		
8		2:14.614 P	46.576	48.178	39.860	219.9	13:41:01.029	8		1:59.200	42.121	44.945	32.134	220.8	13:40:57.332		
9		3:45.786	2:19.734	51.077	34.975		13:44:46.815	9		1:57.107	41.910	43.625	31.572	220.8	13:42:54.439		
10		2:03.560	43.635	46.629	33.296	221.7	13:46:50.375	10		2:01.210 P	41.948	42.666	36.596	220.4	13:44:55.649		
11		2:05.314	43.331	47.894	34.089	223.1	13:48:55.689	11		3:35.062	2:21.227	42.500	31.335		13:48:30.711		
12		1:59.630	42.487	44.600	32.543	225.0	13:50:55.319	12		1:53.934	40.775	41.969	31.190	221.7	13:50:24.645		
13		2:00.044	42.305	44.648	33.091	224.5	13:52:55.363	13		1:55.126	41.191	42.444	31.491	222.6	13:52:19.771		
14		2:06.325 P	43.185	46.031	37.109	224.0	13:55:01.688	14		2:02.451 P	42.199	43.290	36.962	221.7	13:54:22.222		
15		3:32.477	2:19.607	42.100	30.770		13:58:34.165	15		4:22.827	3:00.320	49.162	33.345		13:58:45.049		
16		1:53.714	41.203	41.695	30.816	224.5	14:00:27.879	16		1:59.286	42.237	44.361	32.688	219.0	14:00:44.335		
17		1:51.736	39.737	41.175	30.824	225.4	14:02:19.615	17		1:58.304	42.164	43.864	32.276	219.0	14:02:42.639		
18		1:51.831	39.709	41.157	30.965	225.9	14:04:11.446	18		1:57.054	41.577	43.127	32.350	220.4	14:04:39.693		
19		1:51.382	39.378	40.838	31.166	225.4	14:06:02.828	19		1:56.430	41.397	42.895	32.138	221.3	14:06:36.123		
20		<del>4:52.234</del>	40.358	40.955	30.921	225.0	14:07:55.062	20		1:59.569	41.035	46.234	32.300	219.9	14:08:35.692		
21		1:52.328	39.169	41.593	31.566	225.9	14:09:47.390	21		1:59.907	43.113	44.249	32.545	220.4	14:10:35.599		
22		<del>4:51.219</del>	39.196	40.969	31.054	225.4	14:11:38.609	22		2:10.962 P	41.580	45.319	44.063	219.9	14:12:46.561		
23		<del>4:51.048</del>	39.146	40.997	30.905	225.9	14:13:29.657	23		<del>5:58.109</del>	4:40.982	42.208	34.919		14:18:44.670		
24		2:03.140 P	41.398	43.378	38.364	212.5	14:15:32.797	24		1:52.274	39.562	41.625	31.087	222.2	14:20:36.944		
25		<del>4:40.353</del>	2:57.953	41.067	31.333		14:19:43.150	25		2:03.459 P	39.617	41.116	42.726	222.2	14:22:40.403		
26		1:51.453	39.435	41.020	30.998	217.7	14:21:34.603										
27		2:02.729 P	43.219	43.451	36.059	184.6	14:23:37.332										







**Hungaroring**  
**GT Cup Open Europe**  
**Free Practice - 2**  
**Lap Analysis**



100

Jakub Dwernicki

Porsche 911 GT3 Cup gen 2

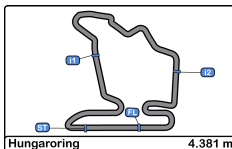
PROAM

Jan Antoszewski

Alda Motorsport

Lap	D	Time	Sector 1	Sector 2	Sector 3	T. Spd	Elapsed
1		13:33:44.069	13:32:15.172	53.705	35.192		13:33:44.069
2		2:06.415	45.592	47.717	33.106	214.7	13:35:50.484
3		<del>2:01.483</del>	43.767	45.412	32.304	216.8	13:37:51.967
4		1:58.755	42.972	43.978	31.805	218.6	13:39:50.722
5		1:58.035	42.361	43.763	31.911	220.4	13:41:48.757
6		2:00.139	42.770	44.592	32.777	219.9	13:43:48.896
7		1:56.100	42.135	42.397	31.568	220.4	13:45:44.996
8		1:55.417	41.468	42.647	31.302	220.8	13:47:40.413
9		1:54.445	41.206	41.893	31.346	221.7	13:49:34.858
10		1:58.153 P	40.902	41.885	35.366	222.2	13:51:33.011
11		4:29.909	3:06.101	49.087	34.721		13:56:02.920
12		2:02.277	42.776	46.363	33.138	218.6	13:58:05.197
13		1:59.836	42.152	45.277	32.407	218.6	14:00:05.033
14		1:59.597	42.364	44.744	32.489	219.5	14:02:04.630
15		1:58.204	41.387	44.025	32.792	219.0	14:04:02.834
16		1:58.956	41.932	44.181	32.843	219.5	14:06:01.790
17		1:59.165	41.663	43.932	33.570	219.5	14:08:00.955
18		1:55.923	41.031	42.867	32.025	220.4	14:09:56.878
19		1:56.076	41.222	42.652	32.202	219.9	14:11:52.954
20		1:55.676	41.167	42.507	32.002	219.5	14:13:48.630
21		2:01.973 P	40.882	43.153	37.938	219.9	14:15:50.603



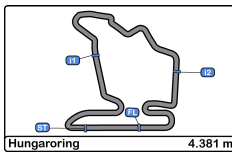


**Hungaroring**  
**GT Cup Open Europe**  
**Free Practice - 2**  
**Best Sectors Results**



Sector - 1			Sector - 2			Sector - 3			Ideal Lap vs Best Lap						
Clas	Nº	Driver	Time	Nº	Driver	Time	Nº	Driver	Time	Clas	Nº	Driver	Ideal Lap	Best Lap	Clas
1	24	Blazek - Lisowski	39.146	33	Magdziarz - Pijl	40.336	33	Magdziarz - Pijl	30.720	1	33	Magdziarz - Pijl	1:50.417	1:50.613	1
2	33	Magdziarz - Pijl	39.361	24	Blazek - Lisowski	40.838	24	Blazek - Lisowski	30.770	2	24	Blazek - Lisowski	1:50.754	1:51.382	2
3	26	Darmetko - Janosz	39.562	26	Darmetko - Janosz	41.116	26	Darmetko - Janosz	31.087	3	26	Darmetko - Janosz	1:51.765	1:52.274	3
4	45	Speakerwas - Karpi	40.481	100	Dwernicki - Antoszewski	41.885	100	Dwernicki - Antoszewski	31.302	4	100	Dwernicki - Antoszewski	1:54.069	1:54.445	4
5	100	Dwernicki - Antoszewski	40.882	45	Speakerwas - Karpi	42.744	44	Pisani - Bozzoni	31.651	5	45	Speakerwas - Karpi	1:55.559	1:56.796	6
6	44	Pisani - Bozzoni	41.534	44	Pisani - Bozzoni	42.991	45	Speakerwas - Karpi	32.334	6	44	Pisani - Bozzoni	1:56.176	1:56.176	5



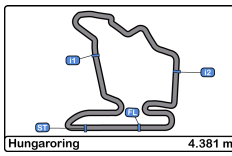


**Hungaroring**  
**GT Cup Open Europe**  
**Free Practice - 2**  
**Best 5 Lap Times**



Cl	N°	Entrant/Team	Nat	Driver 1	Nat	Driver 2	Nat	Vehicle	Cat	Cl	Best 1		Best 2		Best 3		Best 4		Best 5	
											Time	Lap	Time	Lap	Time	Lap	Time	Lap	Time	Lap
1	33	Alda Motorsport	POL	Tomasz Magdziarz	POL	Daan Pijl	NLD	Porsche 911 GT3 Cup gen 2	PROAM	1	1:50.613	27	1:50.944	25	1:52.691	22	1:52.934	21	1:53.130	12
2	24	A&P Racing Team PTT Tech Support	POL	Maciej Blazek	POL	Mateusz Lisowski	POL	Porsche 991 GT3 Cup gen 2	PROAM	2	1:51.382	19	1:51.453	26	1:51.736	17	1:51.831	18	1:52.328	21
3	26	Q1 by EMG Motorsport	BEL	Maciej Darmetko	POL	Artur Janosz	POL	Porsche 911 GT3 Cup gen 2	PROAM	3	1:52.274	24	1:53.934	12	1:55.126	13	1:56.430	19	1:57.054	18
4	100	Alda Motorsport	POL	Jakub Dwernicki	POL	Jan Antoszewski	POL	Porsche 911 GT3 Cup gen 2	PROAM	4	1:54.445	9	1:55.417	8	1:55.676	20	1:55.923	18	1:56.076	19
5	44	Eugenio Pisani/CAME Racing Team	ITA	Eugenio Pisani	ITA	Stefano Bozzoni	ITA	Porsche 911 GT3 Cup gen 1	PROAM	5	1:56.176	10	1:58.111	9	2:00.285	22	2:01.135	19	2:01.317	20
6	45	Mark Speakerwas/CAME Racing	ITA	Mark Speakerwas	ITA	Peter Karpi	HUN	Porsche 911 GT3 Cup gen 1	AM	1	1:56.796	19	1:58.208	16	1:58.753	13	1:59.403	15	1:59.488	14



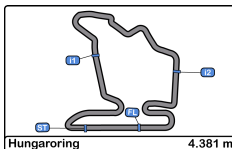


**Hungaroring**  
**GT Cup Open Europe**  
**Free Practice - 2**  
**Best 5 Top Speeds**



Cl	N°	Entrant/Team	Nat	Driver 1	Nat	Driver 2	Nat	Vehicle	Cat	Cl	Top 1		Top 2		Top 3		Top 4		Top 5		Avg
											Km/h	Lap	Km/h	Lap	Km/h	Lap	Km/h	Lap	Km/h	Lap	
1	24	A&P Racing Team PTT Tech Support	POL	Maciej Blazek	POL	Mateusz Lisowski	POL	Porsche 991 GT3 Cup gen 2	PROAM	1	225.9	18	225.9	21	225.9	23	225.4	17	225.4	19	225.7
2	26	Q1 by EMG Motorsport	BEL	Maciej Darmetko	POL	Artur Janosz	POL	Porsche 911 GT3 Cup gen 2	PROAM	2	222.6	13	222.2	24	222.2	25	221.7	12	221.7	14	222.1
3	33	Alda Motorsport	POL	Tomasz Magdziarz	POL	Daan Pijl	NLD	Porsche 911 GT3 Cup gen 2	PROAM	3	222.2	20	221.7	23	221.3	12	221.3	14	221.3	19	221.5
4	100	Alda Motorsport	POL	Jakub Dwernicki	POL	Jan Antoszewski	POL	Porsche 911 GT3 Cup gen 2	PROAM	4	222.2	10	221.7	9	220.8	8	220.4	5	220.4	7	221.1
5	45	Mark Speakerwas/CAME Racing	ITA	Mark Speakerwas	ITA	Peter Karpi	HUN	Porsche 911 GT3 Cup gen 1	AM	1	220.8	15	220.8	16	220.8	17	220.8	18	220.4	19	220.7
6	44	Eugenio Pisani/CAME Racing Team	ITA	Eugenio Pisani	ITA	Stefano Bozzoni	ITA	Porsche 911 GT3 Cup gen 1	PROAM	5	219.0	11	218.6	19	217.7	10	217.3	9	217.3	22	218.0





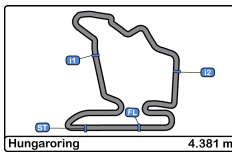
**Hungaroring**  
**GT Cup Open Europe**  
**Free Practice - 2**



**Fastest Laps Sequence**

Lap	Time of Day	Session Time	Nº	Entrant/Team	Nat	Driver 1	Nat	Driver 2	Nat	Vehicle	Cat	Time	Km/h
2	13:25:26.354	5:26.354	24	A&P Racing Team PTT Tech Support	POL	Maciej Blazek	POL	Mateusz Lisowski	POL	Porsche 991 GT3 Cup gen 2	PROAM	2:10.578	120.7
2	13:25:26.830	5:26.830	26	Q1 by EMG Motorsport	BEL	Maciej Darmetko	POL	Artur Janosz	POL	Porsche 911 GT3 Cup gen 2	PROAM	2:08.566	122.6
5	13:34:55.490	14:55.490	26	Q1 by EMG Motorsport	BEL	Maciej Darmetko	POL	Artur Janosz	POL	Porsche 911 GT3 Cup gen 2	PROAM	2:08.134	123.0
2	13:35:50.484	15:50.484	100	Alda Motorsport	POL	Jakub Dwernicki	POL	Jan Antoszewski	POL	Porsche 911 GT3 Cup gen 2	PROAM	2:06.415	124.7
6	13:36:58.609	16:58.609	26	Q1 by EMG Motorsport	BEL	Maciej Darmetko	POL	Artur Janosz	POL	Porsche 911 GT3 Cup gen 2	PROAM	2:03.119	128.1
7	13:38:58.132	18:58.132	26	Q1 by EMG Motorsport	BEL	Maciej Darmetko	POL	Artur Janosz	POL	Porsche 911 GT3 Cup gen 2	PROAM	1:59.523	131.9
4	13:39:50.722	19:50.722	100	Alda Motorsport	POL	Jakub Dwernicki	POL	Jan Antoszewski	POL	Porsche 911 GT3 Cup gen 2	PROAM	1:58.755	132.8
5	13:41:48.757	21:48.757	100	Alda Motorsport	POL	Jakub Dwernicki	POL	Jan Antoszewski	POL	Porsche 911 GT3 Cup gen 2	PROAM	1:58.035	133.6
9	13:42:54.439	22:54.439	26	Q1 by EMG Motorsport	BEL	Maciej Darmetko	POL	Artur Janosz	POL	Porsche 911 GT3 Cup gen 2	PROAM	1:57.107	134.6
7	13:45:44.996	25:44.996	100	Alda Motorsport	POL	Jakub Dwernicki	POL	Jan Antoszewski	POL	Porsche 911 GT3 Cup gen 2	PROAM	1:56.100	135.8
10	13:45:53.221	25:53.221	33	Alda Motorsport	POL	Tomasz Magdziarz	POL	Daan Pijl	NLD	Porsche 911 GT3 Cup gen 2	PROAM	1:55.077	137.0
11	13:47:46.379	27:46.379	33	Alda Motorsport	POL	Tomasz Magdziarz	POL	Daan Pijl	NLD	Porsche 911 GT3 Cup gen 2	PROAM	1:53.158	139.3
12	13:49:39.509	29:39.509	33	Alda Motorsport	POL	Tomasz Magdziarz	POL	Daan Pijl	NLD	Porsche 911 GT3 Cup gen 2	PROAM	1:53.130	139.4
17	14:02:19.615	42:19.615	24	A&P Racing Team PTT Tech Support	POL	Maciej Blazek	POL	Mateusz Lisowski	POL	Porsche 991 GT3 Cup gen 2	PROAM	1:51.736	141.1
19	14:06:02.828	46:02.828	24	A&P Racing Team PTT Tech Support	POL	Maciej Blazek	POL	Mateusz Lisowski	POL	Porsche 991 GT3 Cup gen 2	PROAM	1:51.382	141.5
25	14:17:58.124	57:58.124	33	Alda Motorsport	POL	Tomasz Magdziarz	POL	Daan Pijl	NLD	Porsche 911 GT3 Cup gen 2	PROAM	1:50.944	142.1
27	14:21:42.149	1:01:42.149	33	Alda Motorsport	POL	Tomasz Magdziarz	POL	Daan Pijl	NLD	Porsche 911 GT3 Cup gen 2	PROAM	1:50.613	142.5





**Hungaroring**  
**GT Cup Open Europe**

**Free Practice - 2**

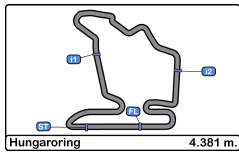
**Event Best Maximum Speed**



N°	Entrant/Team	Nat	Driver 1	Nat	Driver 2	Nat	Vehicle	Cat	Km/h	Session
24	A&P Racing Team PTT Tech Support		Maciej Blazek		Mateusz Lisowski		Porsche 991 GT3 Cup gen 2	PROAM	<b>225.9</b>	Free Practice - 2
26	Q1 by EMG Motorsport		Maciej Darmetko		Artur Janosz		Porsche 911 GT3 Cup gen 2	PROAM	<b>222.6</b>	Free Practice - 2
100	Alda Motorsport		Jakub Dwernicki		Jan Antoszewski		Porsche 911 GT3 Cup gen 2	PROAM	<b>222.2</b>	Free Practice - 2
33	Alda Motorsport		Tomasz Magdziarz		Daan Pijl		Porsche 911 GT3 Cup gen 2	PROAM	<b>222.2</b>	Free Practice - 2
45	Mark Speakerwas/CAME Racing Team		Mark Speakerwas		Peter Karpi		Porsche 911 GT3 Cup gen 1	AM	<b>220.8</b>	Free Practice - 2
44	Eugenio Pisani/CAME Racing Team		Eugenio Pisani		Stefano Bozzoni		Porsche 911 GT3 Cup gen 1	PROAM	<b>219.0</b>	Free Practice - 2







**Hungaroring**  
**GT Cup Open Europe**  
**Free Practice - 2**  
**Pit Stop Analysis**



**24** Maciej Blazek Porsche 991 GT3 Cup gen 2

PROAM Mateusz Lisowski A&P Racing Team PTT Tech Support

N°	In Day Time	In Time	Out Time	Pit Time	T. Pit Time	Handicap	Penalty
1	13:32:00.521	13:32:00.521	13:34:30.889	2:30.368	2:30.368		
2	13:40:58.503	13:40:58.503	13:42:29.424	1:30.921	4:01.289		
3	13:54:59.119	13:54:59.119	13:56:42.552	1:43.433	5:44.722		
4	14:15:29.749	14:15:29.749	14:17:51.465	2:21.716	8:06.438		

**26** Maciej Darmetko Porsche 911 GT3 Cup gen 2

PROAM Artur Janosz Q1 by EMG Motorsport

N°	In Day Time	In Time	Out Time	Pit Time	T. Pit Time	Handicap	Penalty
1	13:27:38.484	13:27:38.484	13:30:25.810	2:47.326	2:47.326		
2	13:44:53.140	13:44:53.140	13:46:36.866	1:43.726	4:31.052		
3	13:54:19.668	13:54:19.668	13:56:41.041	2:21.373	6:52.425		
4	14:12:44.086	14:12:44.086	14:16:48.039	4:03.953	10:56.378		

**33** Tomasz Magdziarz Porsche 911 GT3 Cup gen 2

PROAM Daan Pijl Alda Motorsport

N°	In Day Time	In Time	Out Time	Pit Time	T. Pit Time	Handicap	Penalty
1	13:37:32.362	13:37:32.362	13:39:36.779	2:04.417	2:04.417		
2	13:53:26.041	13:53:26.041	13:55:45.894	2:19.853	4:24.270		
3	14:13:04.286	14:13:04.286	14:14:16.393	1:12.107	5:36.377		

**44** Eugenio Pisani Porsche 911 GT3 Cup gen 1

PROAM Stefano Bozzoni Eugenio Pisani/CAME Racing Team

N°	In Day Time	In Time	Out Time	Pit Time	T. Pit Time	Handicap	Penalty
1	13:29:32.054	13:29:32.054	13:32:05.355	2:33.301	2:33.301		
2	13:42:48.758	13:42:48.758	13:45:23.361	2:34.603	5:07.904		
3	13:53:20.786	13:53:20.786	13:57:05.820	3:45.034	8:52.938		

**45** Mark Speakerwas Porsche 911 GT3 Cup gen 1

AM Peter Karpi Mark Speakerwas/CAME Racing Team

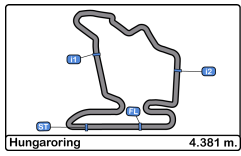
N°	In Day Time	In Time	Out Time	Pit Time	T. Pit Time	Handicap	Penalty
1	13:29:36.564	13:29:36.564	13:31:33.535	1:56.971	1:56.971		
2	13:45:23.825	13:45:23.825	13:49:00.806	3:36.981	5:33.952		
3	14:13:14.200	14:13:14.200	14:15:13.828	1:59.628	7:33.580		

**100** Jakub Dwernicki Porsche 911 GT3 Cup gen 2

PROAM Jan Antoszewski Alda Motorsport

N°	In Day Time	In Time	Out Time	Pit Time	T. Pit Time	Handicap	Penalty
1	13:51:30.072	13:51:30.072	13:53:55.368	2:25.296	2:25.296		

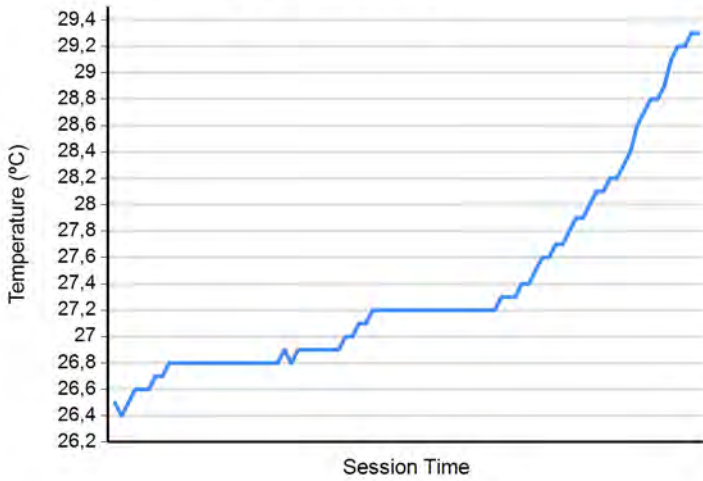




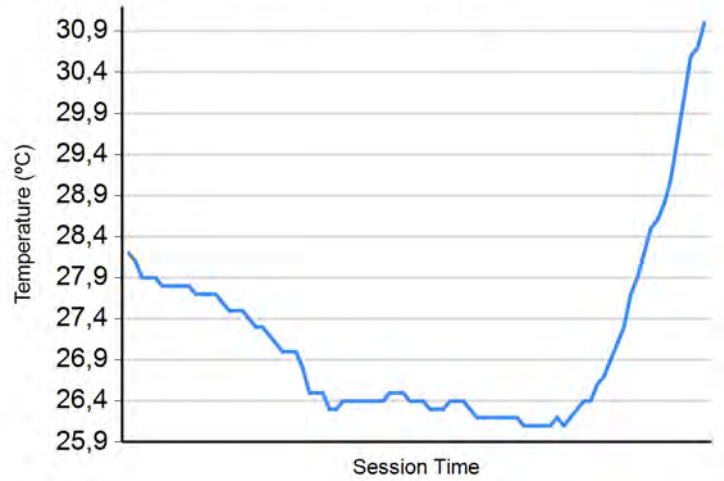
**Hungaroring**  
**GT Cup Open Europe**  
**Free Practice - 2**  
**Weather Report**



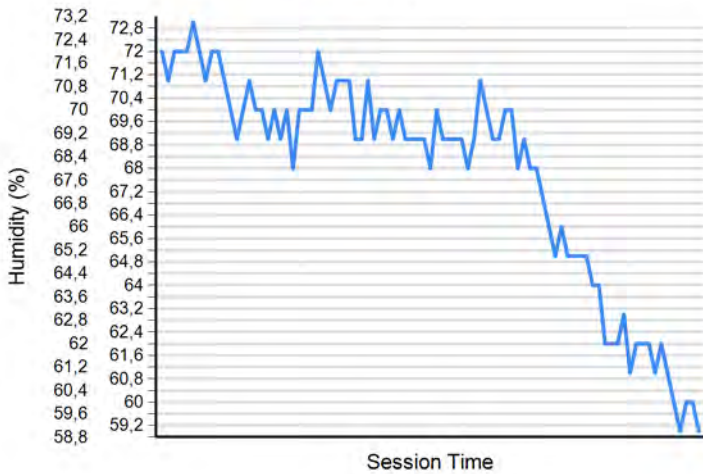
**Air Temperature**



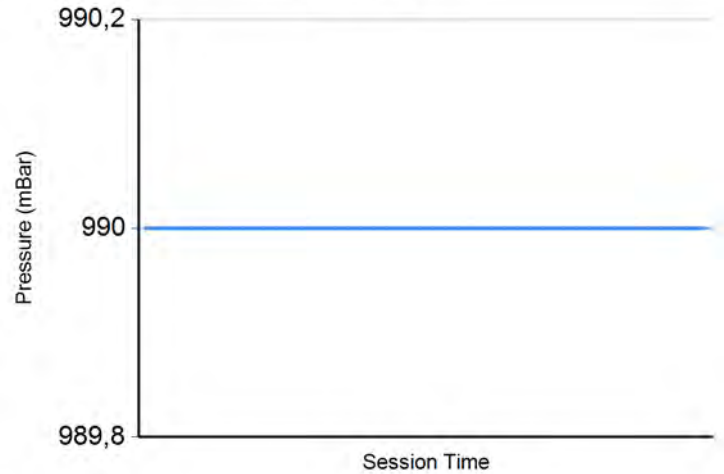
**Track Temperature**



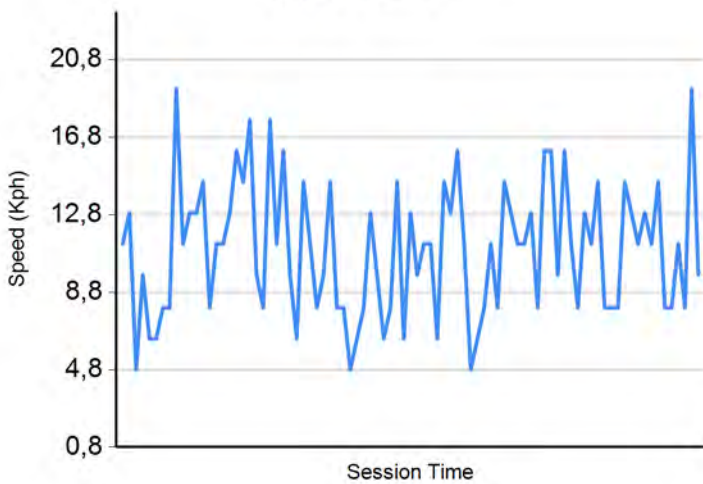
**Humidity**



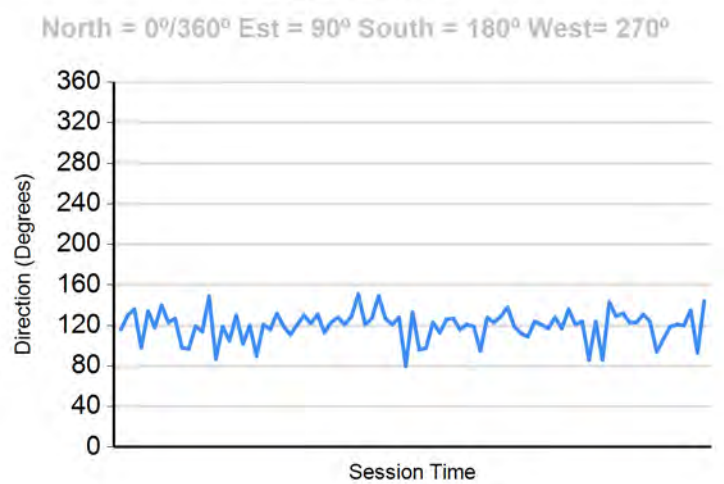
**Pressure**

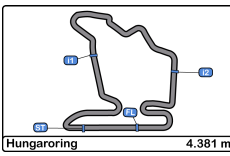


**Wind Speed**



**Wind direction**





**Hungaroring**  
**GT Cup Open Europe**  
**Free Practice - 1 - 2**  
**Combined Results**

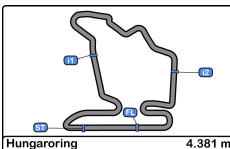


Cls	Nº	Entrant/Team	Nat	Driver 1	Nat	Driver 2	Nat	Vehicle	Cat	Cls	Laps	FP1	FP2	Best	Gap	Interval	Km/h		
1	33	Alda Motorsport	POL	Tomasz Magdziarz	POL	Daan Pijl	NLD	Porsche 911 GT3 Cup gen 2	PROAM	1	55	2:08.079	7	<b>1:50.613</b>	27	<b>1:50.613</b>	142.5		
2	24	A&P Racing Team PTT Tech Support	POL	Maciej Blazek	POL	Mateusz Lisowski	POL	Porsche 991 GT3 Cup gen 2	PROAM	2	49	2:05.944	3	<b>1:51.382</b>	19	<b>1:51.382</b>	0.769	0.769	141.5
3	26	Q1 by EMG Motorsport	BEL	Maciej Darmetko	POL	Artur Janosz	POL	Porsche 911 GT3 Cup gen 2	PROAM	3	45	2:08.313	5	<b>1:52.274</b>	24	<b>1:52.274</b>	1.661	0.892	140.4
4	100	Alda Motorsport	POL	Jakub Dwernicki	POL	Jan Antoszewski	POL	Porsche 911 GT3 Cup gen 2	PROAM	4	47	2:07.382	3	<b>1:54.445</b>	9	<b>1:54.445</b>	3.832	2.171	137.8
5	44	Eugenio Pisani/CAME Racing Team	ITA	Eugenio Pisani	ITA	Stefano Bozzoni	ITA	Porsche 911 GT3 Cup gen 1	PROAM	5	48	2:11.170	10	<b>1:56.176</b>	10	<b>1:56.176</b>	5.563	1.731	135.7
6	45	Mark Speakerwas/CAME Racing	ITA	Mark Speakerwas	ITA	Peter Karpi	HUN	Porsche 911 GT3 Cup gen 1	AM	1	41	2:14.565	14	<b>1:56.796</b>	19	<b>1:56.796</b>	6.183	0.620	135.0

Published at:.....

<b>Stewards:</b>	<b>Race Director:</b>	<b>Timekeeper:</b>  Luis Angel Garcia Nuñez JOB/I-0020-ESP
------------------	-----------------------	----------------------------------------------------------------------------------------------------------------------------------------------------





**Hungaroring**  
**GT Cup Open Europe**  
**Free Practice - 3**  
**Provisional Results**



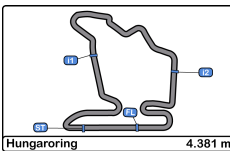
Cls	Nº	Entrant/Team	Nat	Driver 1	Nat	Driver 2	Nat	Vehicle	Cat	Cls	Laps	Best	Time	Gap	Interval	Km/h
1	33	Alda Motorsport		Tomasz Magdziarz		Daan Pijl		Porsche 911 GT3 Cup gen 2	PROAM	1	18	17	1:51.029			142.0
2	100	Alda Motorsport		Jakub Dwernicki		Jan Antoszewski		Porsche 911 GT3 Cup gen 2	PROAM	2	14	11	1:52.311	1.282	1.282	140.4
3	26	Q1 by EMG Motorsport		Maciej Darmetko		Artur Janosz		Porsche 911 GT3 Cup gen 2	PROAM	3	12	10	1:52.528	1.499	0.217	140.1
4	45	Mark Speakerwas/CAME Racing		Mark Speakerwas		Peter Karpi		Porsche 911 GT3 Cup gen 1	AM	1	18	9	1:55.846	4.817	3.318	136.1
5	44	Eugenio Pisani/CAME Racing Team		Eugenio Pisani		Stefano Bozzoni		Porsche 911 GT3 Cup gen 1	PROAM	4	18	13	1:58.088	7.059	2.242	133.5

Published at:.....

Track Temp: 35.1 °C Air Temp: 30.3 °C Humidity: 53 % Track Status: DRY

<b>Stewards:</b>	<b>Race Director:</b>	<b>Timekeeper:</b> Luis Angel García Nuñez  JOB/I-0020-ESP
------------------	-----------------------	------------------------------------------------------------------





**Hungaroring**  
**GT Cup Open Europe**  
**Free Practice - 3**  
**Provisional Results by Category**



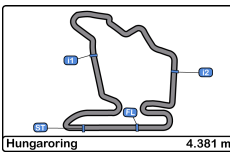
Cls	Nº	Entrant/Team	Nat	Driver 1	Nat	Driver 2	Nat	Vehicle	Cat	Cls	Laps	Best	Time	Gap	Interval	Km/h
<b>PROAM</b>																
1	33	Alda Motorsport	POL	Tomasz Magdziarz	POL	Daan Pijl	HUN	Porsche 911 GT3 Cup gen 2	PROAM	1	18	17	1:51.029			142.0
2	100	Alda Motorsport	POL	Jakub Dwernicki	POL	Jan Antoszewski	POL	Porsche 911 GT3 Cup gen 2	PROAM	2	14	11	1:52.311	1.282	1.282	140.4
3	26	Q1 by EMG Motorsport	BEL	Maciej Darmetko	POL	Artur Janosz	POL	Porsche 911 GT3 Cup gen 2	PROAM	3	12	10	1:52.528	1.499	0.217	140.1
4	44	Eugenio Pisani/CAME Racing Team	ITA	Eugenio Pisani	ITA	Stefano Bozzoni	ITA	Porsche 911 GT3 Cup gen 1	PROAM	4	18	13	1:58.088	7.059	5.560	133.5
<b>AM</b>																
1	45	Mark Speakerwas/CAME Racing	ITA	Mark Speakerwas	ITA	Peter Karpi	HUN	Porsche 911 GT3 Cup gen 1	AM	1	18	9	1:55.846			136.1

Published at:.....

Track Temp: 35.1 °C Air Temp: 30.3 °C Humidity: 53 % Track Status: DRY

<b>Stewards:</b>	<b>Race Director:</b>	<b>Timekeeper:</b> Luis Angel Garcia Nuñez JOB/I-0020-ESP
------------------	-----------------------	--------------------------------------------------------------





**Hungaroring**  
**GT Cup Open Europe**  
**Free Practice - 3**  
**Provisional Results by Class**



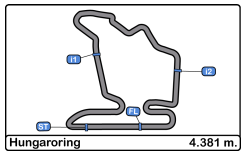
Cls	Nº	Entrant/Team	Nat	Driver 1	Nat	Driver 2	Nat	Vehicle	Cat	Cls	Laps	Best	Time	Gap	Interval	Km/h
<b>GT Open Cup Europe</b>																
1	33	Alda Motorsport		Tomasz Magdziarz		Daan Pijl		Porsche 911 GT3 Cup gen 2	PROAM	1	18	17	1:51.029			142.0
2	100	Alda Motorsport		Jakub Dwernicki		Jan Antoszewski		Porsche 911 GT3 Cup gen 2	PROAM	2	14	11	1:52.311	1.282	1.282	140.4
3	26	Q1 by EMG Motorsport		Maciej Darmetko		Artur Janosz		Porsche 911 GT3 Cup gen 2	PROAM	3	12	10	1:52.528	1.499	0.217	140.1
4	45	Mark Speakerwas/CAME Racing		Mark Speakerwas		Peter Karpi		Porsche 911 GT3 Cup gen 1	AM	1	18	9	1:55.846	4.817	3.318	136.1
5	44	Eugenio Pisani/CAME Racing Team		Eugenio Pisani		Stefano Bozzoni		Porsche 911 GT3 Cup gen 1	PROAM	4	18	13	1:58.088	7.059	2.242	133.5

Published at:.....

Track Temp: 35.1 °C Air Temp: 30.3 °C Humidity: 53 % Track Status: DRY

<b>Stewards:</b>	<b>Race Director:</b>	<b>Timekeeper:</b> Luis Angel Garcia Nuñez JOB/I-0020-ESP
------------------	-----------------------	-----------------------------------------------------------------





**Hungaroring**  
**GT Cup Open Europe**  
**Free Practice - 3**  
**Lap Analysis**



**26**

Maciej Darmetko

Porsche 911 GT3 Cup gen 2 **44**

Eugenio Pisani

Porsche 911 GT3 Cup gen 1

PROAM

Artur Janosz

Q1 by EMG Motorsport

PROAM

Stefano Bozzoni

Eugenio Pisani/CAME Racing

Lap	D	Time	Sector 1	Sector 2	Sector 3	T. Spd	Elapsed	Lap	D	Time	Sector 1	Sector 2	Sector 3	T. Spd	Elapsed
1		16:05:58.736	16:04:40.965	45.441	32.330		16:05:58.736	1		16:05:05.138	16:03:44.809	46.494	33.835		16:05:05.138
2		1:56.683	41.162	43.149	32.372	219.5	16:07:55.419	2		2:03.548	42.688	45.262	35.598	213.4	16:07:08.686
3		1:56.113	40.591	43.457	32.065	219.5	16:09:51.532	3		2:04.239	43.978	45.993	34.268	213.8	16:09:12.925
4		1:56.532	41.109	43.437	31.986	218.6	16:11:48.064	4		2:06.456	42.330	50.469	33.657	213.8	16:11:19.381
5		2:03.430	43.255	47.845	32.330	219.5	16:13:51.494	5		2:01.144	42.651	45.020	33.473	215.5	16:13:20.525
6		1:55.247	40.819	42.735	31.693	217.7	16:15:46.741	6		2:09.290 P	42.380	46.151	40.759	214.2	16:15:29.815
7		2:06.941 P	40.519	45.336	41.086	220.8	16:17:53.682	7		3:19.870	2:02.120	44.635	33.115		16:18:49.685
8		10:55.648	9:38.270	45.051	32.327		16:28:49.330	8		2:02.452	42.165	46.814	33.473	214.2	16:20:52.137
9		1:52.990	40.403	41.515	31.072	218.1	16:30:42.320	9		2:01.281	42.711	44.935	33.635	216.4	16:22:53.418
10		<b>1:52.528</b>	40.107	<b>41.308</b>	31.113	219.5	16:32:34.848	10		2:22.518 P	45.733	49.766	47.019	214.2	16:25:15.936
11		1:52.689	<b>39.947</b>	41.792	<b>30.950</b>	219.9	16:34:27.537	11		3:19.152	2:01.108	45.036	33.008		16:28:35.088
12		2:04.135 P	40.123	43.795	40.217	218.1	16:36:31.672	12		1:59.152	42.210	44.113	32.829	216.4	16:30:34.240

**33**

Tomasz Magdziarz

Porsche 911 GT3 Cup gen 2

Mark Speakerwas

Porsche 911 GT3 Cup gen 1

PROAM

Daan Pijl

Alda Motorsport

Lap	D	Time	Sector 1	Sector 2	Sector 3	T. Spd	Elapsed	Lap	D	Time	Sector 1	Sector 2	Sector 3	T. Spd	Elapsed
1		16:02:59.195	16:01:35.443	49.459	34.293		16:02:59.195	13		<b>1:58.088</b>	41.716	<b>43.698</b>	<b>32.674</b>	216.4	16:32:32.328
2		1:58.998	43.178	43.821	31.999	214.7	16:04:58.193	14		2:07.215	<b>41.676</b>	47.768	37.771	216.8	16:34:39.543
3		2:07.332	52.046	43.254	32.032	218.6	16:07:05.525	15		2:24.055 P	47.352	52.671	44.032	214.7	16:37:03.598
4		1:54.783	40.195	43.257	31.331	219.9	16:09:00.308	16		2:45.061	1:12.179	53.084	39.798		16:39:48.659
5		1:53.708	40.212	42.099	31.397	220.8	16:10:54.016	17		2:08.866	47.308	48.207	33.351	151.8	16:41:57.525

**45**

Mark Speakerwas

Porsche 911 GT3 Cup gen 1

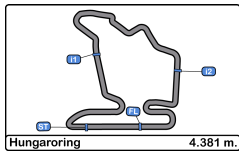
AM

Peter Karpi

Mark Speakerwas/CAME Racing

Lap	D	Time	Sector 1	Sector 2	Sector 3	T. Spd	Elapsed	Lap	D	Time	Sector 1	Sector 2	Sector 3	T. Spd	Elapsed
6		<del>1:52.950</del>	40.042	41.746	31.162	219.5	16:12:46.966	1		16:05:28.734	16:04:02.788	51.058	34.888		16:05:28.734
7		1:54.007	40.634	42.119	31.254	220.4	16:14:40.973	2		2:00.501	42.395	44.881	33.225	214.7	16:07:29.235
8		1:58.018	40.123	43.220	34.675	220.4	16:16:38.991	3		2:08.077 P	42.353	46.966	38.758	214.7	16:09:37.312
9		1:54.131	40.046	42.604	31.481	220.4	16:18:33.122	4		3:02.993	1:44.956	45.294	32.743		16:12:40.305
10		1:52.818	40.045	41.405	31.368	219.9	16:20:25.940	5		1:58.208	41.498	43.553	33.157	218.1	16:14:38.513
11		1:52.074	39.965	41.158	30.951	219.0	16:22:18.014	6		1:56.605	41.032	43.105	32.468	216.4	16:16:35.118
12		1:52.113	39.777	41.176	31.160	219.5	16:24:10.127	7		1:59.513	41.587	44.780	33.146	216.4	16:18:34.631
13		2:02.077 P	40.436	41.536	40.105	219.0	16:26:12.204	8		1:56.140	41.009	43.083	32.048	217.7	16:20:30.771
14		6:00.722	4:43.931	44.907	31.884		16:32:12.926	9		<b>1:55.846</b>	40.861	<b>42.945</b>	<b>32.040</b>	217.3	16:22:26.617
15		1:53.283	40.597	41.849	30.837	218.1	16:34:06.209	10		2:02.197 P	41.270	43.699	37.228	217.7	16:24:28.814
16		1:51.320	39.648	40.928	30.744	218.1	16:35:57.529	11		4:01.587	2:44.062	44.554	32.971		16:28:30.401
17		<b>1:51.029</b>	<b>39.523</b>	<b>40.806</b>	<b>30.700</b>	219.5	16:37:48.558	12		1:57.337	41.082	43.195	33.060	217.3	16:30:27.738
18		1:59.821 P	39.617	41.103	39.101	219.0	16:39:48.379	13		1:56.640	<b>40.856</b>	43.234	32.550	218.1	16:32:24.378
								14		1:56.386	40.981	42.948	32.457	217.7	16:34:20.764
								15		<del>1:57.121</del>	41.198	43.395	32.528	217.7	16:36:17.885
								16		3:04.546	57.287	1:08.540	58.719	217.3	16:39:22.431
								17		2:06.007	41.208	51.272	33.527	215.1	16:41:28.438
								18		2:15.927 P	40.900	45.223	49.804	216.8	16:43:44.365





**Hungaroring**  
**GT Cup Open Europe**  
**Free Practice - 3**  
**Lap Analysis**



100

Jakub Dwernicki

Porsche 911 GT3 Cup gen 2

PROAM

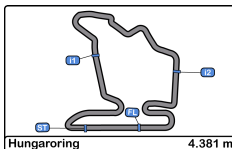
Jan Antoszewski

Alda Motorsport

Lap	D	Time	Sector 1	Sector 2	Sector 3	T. Spd	Elapsed
1		16:02:33.525	16:01:06.418	51.481	35.626		16:02:33.525
2		2:14.392 P	44.991	46.933	42.468	195.6	16:04:47.917
3		5:41.894	4:26.209	43.363	32.322		16:10:29.811
4		1:56.090	41.790	42.432	31.868	218.6	16:12:25.901
5		<del>4:54.032</del>	40.484	41.836	31.712	220.4	16:14:19.933
6		2:05.504	40.281	53.549	31.674	219.5	16:16:25.437
7		2:17.538 P	40.307	1:01.005	36.226	219.9	16:18:42.975
8		3:17.316	1:58.454	45.764	33.098		16:22:00.291
9		1:54.107	40.685	42.008	31.414	214.2	16:23:54.398
10		1:53.081	40.310	41.406	31.365	219.5	16:25:47.479
11		1:52.311	39.720	41.522	31.069	219.9	16:27:39.790
12		1:53.383	39.818	41.917	31.648	219.5	16:29:33.173
13		1:53.440	40.133	41.712	31.595	219.9	16:31:26.613
14		<del>2:04.474</del> P	39.943	47.944	36.587	219.5	16:33:31.087





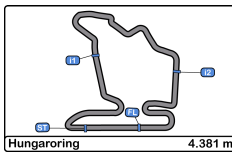


**Hungaroring**  
**GT Cup Open Europe**  
**Free Practice - 3**  
**Best Sectors Results**



Sector - 1			Sector - 2			Sector - 3			Ideal Lap vs Best Lap						
Clas	Nº	Driver	Time	Nº	Driver	Time	Nº	Driver	Time	Clas	Nº	Driver	Ideal Lap	Best Lap	Clas
1	33	Magdziarz - Pijl	39.523	33	Magdziarz - Pijl	40.806	33	Magdziarz - Pijl	30.700	1	33	Magdziarz - Pijl	1:51.029	1:51.029	1
2	100	Dwernicki - Antoszewski	39.720	26	Darmetko - Janosz	41.308	26	Darmetko - Janosz	30.950	2	100	Dwernicki - Antoszewski	1:52.195	1:52.311	2
3	26	Darmetko - Janosz	39.947	100	Dwernicki - Antoszewski	41.406	100	Dwernicki - Antoszewski	31.069	3	26	Darmetko - Janosz	1:52.205	1:52.528	3
4	45	Speakerwas - Karpi	40.856	45	Speakerwas - Karpi	42.945	45	Speakerwas - Karpi	32.040	4	45	Speakerwas - Karpi	1:55.841	1:55.846	4
5	44	Pisani - Bozzoni	41.676	44	Pisani - Bozzoni	43.698	44	Pisani - Bozzoni	32.674	5	44	Pisani - Bozzoni	1:58.048	1:58.088	5



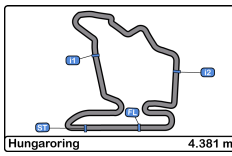


**Hungaroring**  
**GT Cup Open Europe**  
**Free Practice - 3**  
**Best 5 Lap Times**



Cl	N°	Entrant/Team	Nat	Driver 1	Nat	Driver 2	Nat	Vehicle	Cat	Cl	Best 1		Best 2		Best 3		Best 4		Best 5	
											Time	Lap	Time	Lap	Time	Lap	Time	Lap	Time	Lap
1	33	Alda Motorsport		Tomasz Magdziarz		Daan Pijl		Porsche 911 GT3 Cup gen 2	PROAM	1	1:51.029	17	1:51.320	16	1:52.074	11	1:52.113	12	1:52.818	10
2	100	Alda Motorsport		Jakub Dwernicki		Jan Antoszewski		Porsche 911 GT3 Cup gen 2	PROAM	2	1:52.311	11	1:53.081	10	1:53.383	12	1:53.440	13	1:54.107	9
3	26	Q1 by EMG Motorsport		Maciej Darmetko		Artur Janosz		Porsche 911 GT3 Cup gen 2	PROAM	3	1:52.528	10	1:52.689	11	1:52.990	9	1:55.247	6	1:56.113	3
4	45	Mark Speakerwas/CAME Racing		Mark Speakerwas		Peter Karpi		Porsche 911 GT3 Cup gen 1	AM	1	1:55.846	9	1:56.140	8	1:56.386	14	1:56.605	6	1:56.640	13
5	44	Eugenio Pisani/CAME Racing Team		Eugenio Pisani		Stefano Bozzoni		Porsche 911 GT3 Cup gen 1	PROAM	4	1:58.088	13	1:59.152	12	2:01.144	5	2:01.281	9	2:02.452	8



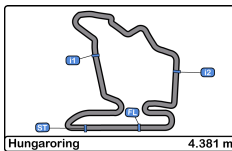


**Hungaroring**  
**GT Cup Open Europe**  
**Free Practice - 3**  
**Best 5 Top Speeds**



Cl	N°	Entrant/Team	Nat	Driver 1	Nat	Driver 2	Nat	Vehicle	Cat	Cl	Top 1		Top 2		Top 3		Top 4		Top 5		Avg
											Km/h	Lap	Km/h	Lap	Km/h	Lap	Km/h	Lap	Km/h	Lap	
1	26	Q1 by EMG Motorsport	BEL	Maciej Darmetko	POL	Artur Janosz	POL	Porsche 911 GT3 Cup gen 2	PROAM	1	220.8	7	219.9	11	219.5	2	219.5	3	219.5	5	219.8
2	33	Alda Motorsport	POL	Tomasz Magdziarz	POL	Daan Pijl	HUN	Porsche 911 GT3 Cup gen 2	PROAM	2	220.8	5	220.4	7	220.4	8	220.4	9	219.9	4	220.4
3	100	Alda Motorsport	POL	Jakub Dwernicki	POL	Jan Antoszewski	POL	Porsche 911 GT3 Cup gen 2	PROAM	3	220.4	5	219.9	7	219.9	11	219.9	13	219.5	6	219.9
4	45	Mark Speakerwas/CAME Racing	ITA	Mark Speakerwas	ITA	Peter Karpi	HUN	Porsche 911 GT3 Cup gen 1	AM	1	218.1	5	218.1	13	217.7	8	217.7	10	217.7	14	217.9
5	44	Eugenio Pisani/CAME Racing Team	ITA	Eugenio Pisani	ITA	Stefano Bozzoni	ITA	Porsche 911 GT3 Cup gen 1	PROAM	4	216.8	14	216.4	9	216.4	12	216.4	13	215.5	5	216.3



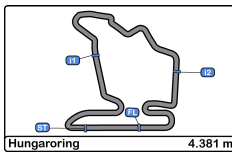


**Hungaroring**  
**GT Cup Open Europe**  
**Free Practice - 3**  
**Fastest Laps Sequence**



Lap	Time of Day	Session Time	N°	Entrant/Team	Nat	Driver 1	Nat	Driver 2	Nat	Vehicle	Cat	Time	Km/h
2	16:04:47.917	4:47.917	100	Alda Motorsport		Jakub Dwernicki		Jan Antoszewski		Porsche 911 GT3 Cup gen 2	PROAM	2:14.392	117.3
2	16:04:58.193	4:58.193	33	Alda Motorsport		Tomasz Magdziarz		Daan Pijl		Porsche 911 GT3 Cup gen 2	PROAM	1:58.998	132.5
2	16:07:55.419	7:55.419	26	Q1 by EMG Motorsport		Maciej Darmetko		Artur Janosz		Porsche 911 GT3 Cup gen 2	PROAM	1:56.683	135.1
4	16:09:00.308	9:00.308	33	Alda Motorsport		Tomasz Magdziarz		Daan Pijl		Porsche 911 GT3 Cup gen 2	PROAM	1:54.783	137.4
5	16:10:54.016	10:54.016	33	Alda Motorsport		Tomasz Magdziarz		Daan Pijl		Porsche 911 GT3 Cup gen 2	PROAM	1:53.708	138.7
10	16:20:25.940	20:25.940	33	Alda Motorsport		Tomasz Magdziarz		Daan Pijl		Porsche 911 GT3 Cup gen 2	PROAM	1:52.818	139.7
11	16:22:18.014	22:18.014	33	Alda Motorsport		Tomasz Magdziarz		Daan Pijl		Porsche 911 GT3 Cup gen 2	PROAM	1:52.074	140.7
16	16:35:57.529	35:57.529	33	Alda Motorsport		Tomasz Magdziarz		Daan Pijl		Porsche 911 GT3 Cup gen 2	PROAM	1:51.320	141.6
17	16:37:48.558	37:48.558	33	Alda Motorsport		Tomasz Magdziarz		Daan Pijl		Porsche 911 GT3 Cup gen 2	PROAM	1:51.029	142.0





**Hungaroring**  
**GT Cup Open Europe**

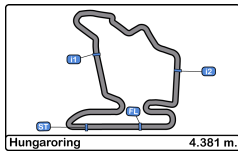
**Free Practice - 3**

**Event Best Maximum Speed**



N°	Entrant/Team	Nat	Driver 1	Nat	Driver 2	Nat	Vehicle	Cat	Km/h	Session
24	A&P Racing Team PTT Tech Support		Maciej Blazek		Mateusz Lisowski		Porsche 991 GT3 Cup gen 2	PROAM	<b>225.9</b>	Free Practice - 2
26	Q1 by EMG Motorsport		Maciej Darmetko		Artur Janosz		Porsche 911 GT3 Cup gen 2	PROAM	<b>222.6</b>	Free Practice - 2
100	Alda Motorsport		Jakub Dwernicki		Jan Antoszewski		Porsche 911 GT3 Cup gen 2	PROAM	<b>222.2</b>	Free Practice - 2
33	Alda Motorsport		Tomasz Magdziarz		Daan Pijl		Porsche 911 GT3 Cup gen 2	PROAM	<b>222.2</b>	Free Practice - 2
45	Mark Speakerwas/CAME Racing Team		Mark Speakerwas		Peter Karpi		Porsche 911 GT3 Cup gen 1	AM	<b>220.8</b>	Free Practice - 2
44	Eugenio Pisani/CAME Racing Team		Eugenio Pisani		Stefano Bozzoni		Porsche 911 GT3 Cup gen 1	PROAM	<b>219.0</b>	Free Practice - 2





**Hungaroring**  
**GT Cup Open Europe**  
**Free Practice - 3**  
**Pit Stop Analysis**



**26** Maciej Darmetko Porsche 911 GT3 Cup gen 2

PROAM Artur Janosz Q1 by EMG Motorsport

N°	In Day Time	In Time	Out Time	Pit Time	T. Pit Time	Handicap	Penalty
1	16:17:51.068	16:17:51.068	16:26:49.240	8:58.172	8:58.172		

**33** Tomasz Magdziarz Porsche 911 GT3 Cup gen 2

PROAM Daan Pijl Alda Motorsport

N°	In Day Time	In Time	Out Time	Pit Time	T. Pit Time	Handicap	Penalty
1	16:26:09.691	16:26:09.691	16:30:12.013	4:02.322	4:02.322		

**44** Eugenio Pisani Porsche 911 GT3 Cup gen 1

PROAM Stefano Bozzoni Eugenio Pisani/CAME Racing Team

N°	In Day Time	In Time	Out Time	Pit Time	T. Pit Time	Handicap	Penalty
1	16:15:27.876	16:15:27.876	16:16:51.753	1:23.877	1:23.877		
2	16:25:13.573	16:25:13.573	16:26:35.568	1:21.995	2:45.872		
3	16:37:01.497	16:37:01.497	16:37:28.246	26.749	3:12.621		

**45** Mark Speakerwas Porsche 911 GT3 Cup gen 1

AM Peter Karpi Mark Speakerwas/CAME Racing Team

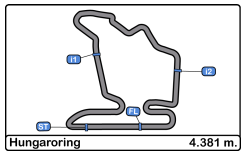
N°	In Day Time	In Time	Out Time	Pit Time	T. Pit Time	Handicap	Penalty
1	16:09:34.858	16:09:34.858	16:10:42.324	1:07.466	1:07.466		
2	16:24:26.816	16:24:26.816	16:26:30.377	2:03.561	3:11.027		

**100** Jakub Dwernicki Porsche 911 GT3 Cup gen 2

PROAM Jan Antoszewski Alda Motorsport

N°	In Day Time	In Time	Out Time	Pit Time	T. Pit Time	Handicap	Penalty
1	16:04:45.438	16:04:45.438	16:08:34.507	3:49.069	3:49.069		
2	16:18:40.390	16:18:40.390	16:19:55.374	1:14.984	5:04.053		

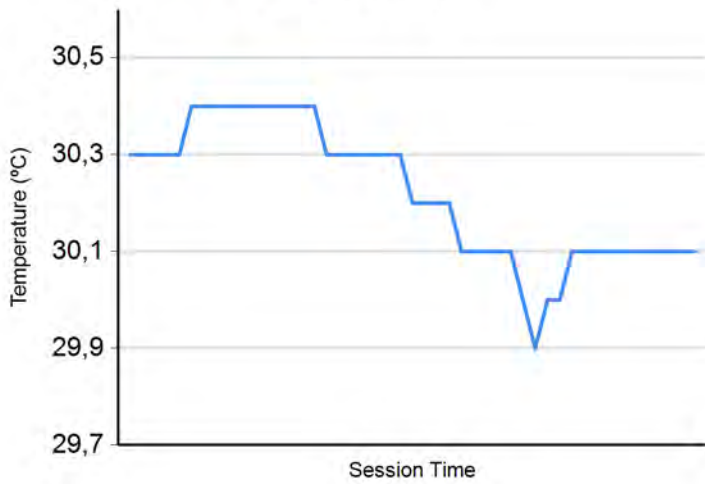




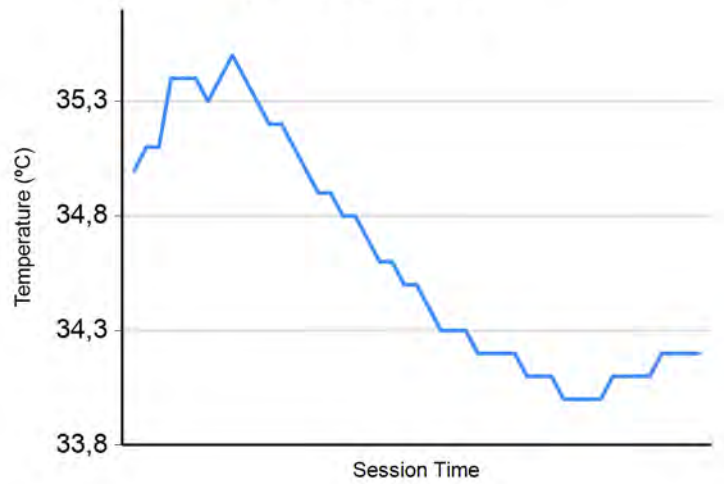
**Hungaroring**  
**GT Cup Open Europe**  
**Free Practice - 3**  
**Weather Report**



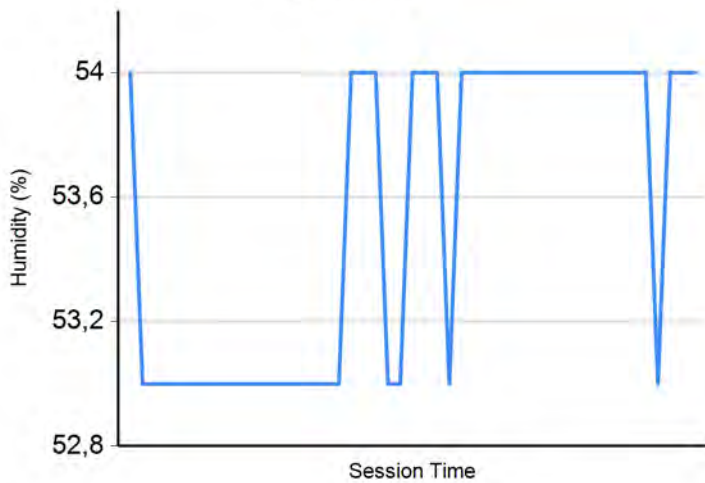
**Air Temperature**



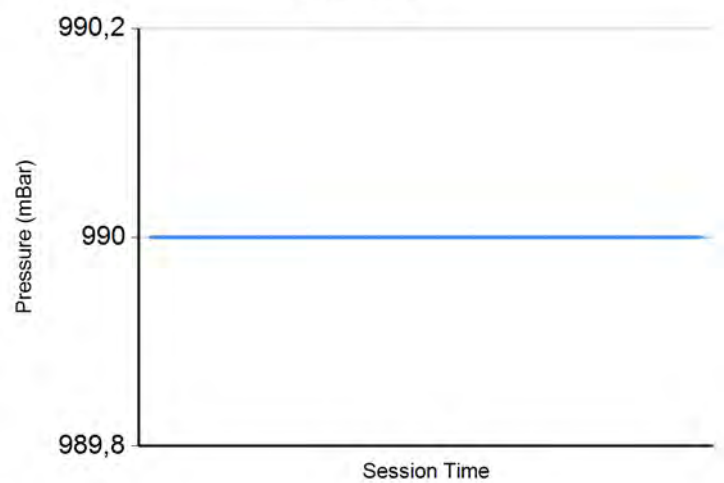
**Track Temperature**



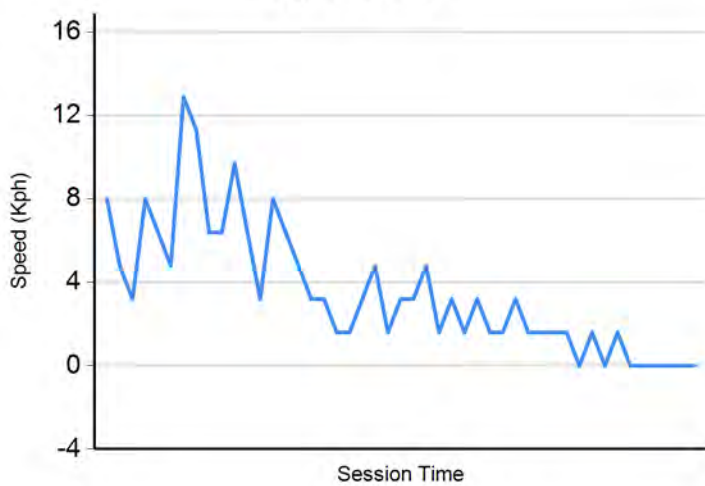
**Humidity**



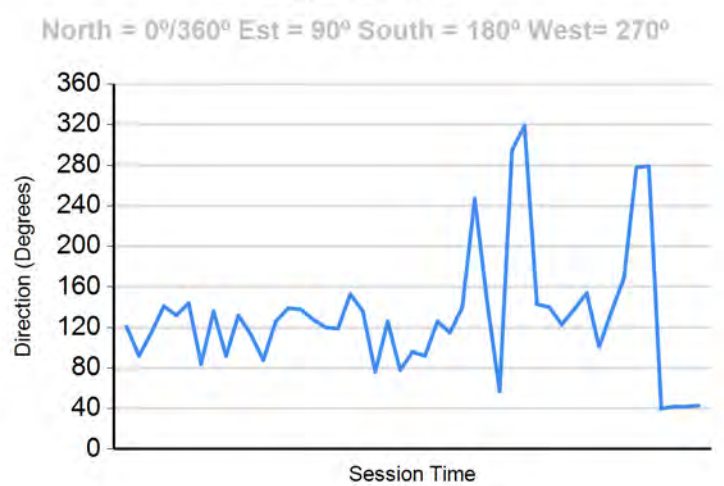
**Pressure**

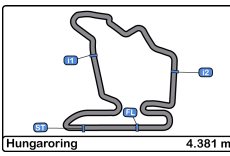


**Wind Speed**



**Wind direction**





**Hungaroring**  
**GT Cup Open Europe**  
**Free Practice - 1 - 2 - 3**  
**Combined Results**



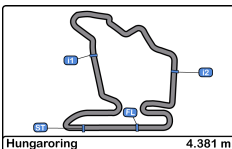
Cls	N°	Entrant/Team	Nat	Driver 1	Nat	Driver 2	Nat	Vehicle	Cat	Cls	Laps	FP1	FP2	FP3	Best	Gap	Interval	Km/h	
1	33	Alda Motorsport	POL	Tomasz Magdziarz	POL	Daan Pijl	NLD	Porsche 911 GT3 Cup gen 2	PROAM	1	73	2:08.079	7	<b>1:50.613</b>	2	<b>1:51.029</b>	1	<b>1:50.613</b>	142.5
2	24	A&P Racing Team PTT Tech Support	POL	Maciej Blazek	POL	Mateusz Lisowski	POL	Porsche 991 GT3 Cup gen 2	PROAM	2	49	2:05.944	3	<b>1:51.382</b>	1	<b>1:51.382</b>	0.769	0.769	141.5
3	26	Q1 by EMG Motorsport	BEL	Maciej Darmetko	POL	Artur Janosz	POL	Porsche 911 GT3 Cup gen 2	PROAM	3	57	2:08.313	5	<b>1:52.274</b>	2	<b>1:52.528</b>	1	<b>1:52.274</b>	140.4
4	100	Alda Motorsport	POL	Jakub Dwernicki	POL	Jan Antoszewski	POL	Porsche 911 GT3 Cup gen 2	PROAM	4	61	2:07.382	3	1:54.445	9	1:52.311	1	<b>1:52.311</b>	140.4
5	45	Mark Speakerwas/CAME Racing	ITA	Mark Speakerwas	ITA	Peter Karpi	HUN	Porsche 911 GT3 Cup gen 1	AM	1	59	2:14.565	1	1:56.796	1	1:55.846	9	<b>1:55.846</b>	136.1
6	44	Eugenio Pisani/CAME Racing Team	ITA	Eugenio Pisani	ITA	Stefano Bozzoni	ITA	Porsche 911 GT3 Cup gen 1	PROAM	5	66	2:11.170	1	<b>1:56.176</b>	1	<b>1:58.088</b>	1	<b>1:56.176</b>	135.7

Published at:.....

<b>Stewards:</b>	<b>Race Director:</b>	<b>Timekeeper:</b> Luis Angel Garcia Nuñez <i>[Signature]</i> JOB/I-0020-ESP
------------------	-----------------------	------------------------------------------------------------------------------------







**Hungaroring**  
**GT Cup Open Europe**  
**Qualifying - 1 Driver - 1**  
**Provisional Results**



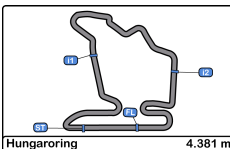
Cls	Nº	Entrant/Team	Nat	Driver 1	Nat	Driver 2	Nat	Vehicle	Cat	Cls	Laps	Best	Time	Gap	Interval	Km/h
1	26	Q1 by EMG Motorsport	BEL	Maciej Darmetko	POL	<u>Artur Janosz</u>	POL	Porsche 911 GT3 Cup gen 2	PROAM	1	5	4	1:49.981			143.4
2	33	Alda Motorsport	POL	<u>Tomasz Magdziarz</u>	POL	Daan Pijl	NLD	Porsche 911 GT3 Cup gen 2	PROAM	2	13	11	1:50.725	0.744	0.744	142.4
3	100	Alda Motorsport	POL	Jakub Dwernicki	POL	<u>Jan Antoszewski</u>	POL	Porsche 911 GT3 Cup gen 2	PROAM	3	7	5	1:51.201	1.220	0.476	141.8
4	24	A&P Racing Team PTT Tech Support	POL	<u>Maciej Blazek</u>	POL	Mateusz Lisowski	POL	Porsche 991 GT3 Cup gen 2	PROAM	4	11	5	1:51.243	1.262	0.042	141.7
5	45	Mark Speakerwas/CAME Racing	ITA	Mark Speakerwas	ITA	<u>Peter Karpi</u>	HUN	Porsche 911 GT3 Cup gen 1	AM	1	13	12	1:52.986	3.005	1.743	139.5
6	44	Eugenio Pisani/CAME Racing Team	ITA	Eugenio Pisani	ITA	<u>Stefano Bozzoni</u>	ITA	Porsche 911 GT3 Cup gen 1	PROAM	5	14	12	1:55.966	5.985	2.980	136.0

Published at:.....

Track Temp: 38.4 °C Air Temp: 24.8 °C Humidity: 46 % Track Status: DRY

<b>Stewards:</b>	<b>Race Director:</b>	<b>Timekeeper:</b> Luis Angel Garcia Nuñez JOB/I-0020-ESP
------------------	-----------------------	-----------------------------------------------------------------





**Hungaroring**  
**GT Cup Open Europe**  
**Qualifying - 1 Driver - 1**  
**Provisional Results by Category**



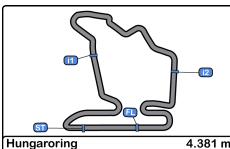
Cls	Nº	Entrant/Team	Nat	Driver 1	Nat	Driver 2	Nat	Vehicle	Cat	Cls	Laps	Best	Time	Gap	Interval	Km/h
<b>PROAM</b>																
1	26	Q1 by EMG Motorsport		Maciej Darmetko		<u>Artur Janosz</u>		Porsche 911 GT3 Cup gen 2	PROAM	1	5	4	1:49.981			143.4
2	33	Alda Motorsport		<u>Tomasz Magdziarz</u>		Daan Pijl		Porsche 911 GT3 Cup gen 2	PROAM	2	13	11	1:50.725	0.744	0.744	142.4
3	100	Alda Motorsport		Jakub Dwernicki		<u>Jan Antoszewski</u>		Porsche 911 GT3 Cup gen 2	PROAM	3	7	5	1:51.201	1.220	0.476	141.8
4	24	A&P Racing Team PTT Tech Support		<u>Maciej Blazek</u>		Mateusz Lisowski		Porsche 991 GT3 Cup gen 2	PROAM	4	11	5	1:51.243	1.262	0.042	141.7
5	44	Eugenio Pisani/CAME Racing Team		Eugenio Pisani		<u>Stefano Bozzoni</u>		Porsche 911 GT3 Cup gen 1	PROAM	5	14	12	1:55.966	5.985	4.723	136.0
<b>AM</b>																
1	45	Mark Speakerwas/CAME Racing		Mark Speakerwas		<u>Peter Karpi</u>		Porsche 911 GT3 Cup gen 1	AM	1	13	12	1:52.986			139.5

Published at:.....

Track Temp: 38.4 °C Air Temp: 24.8 °C Humidity: 46 % Track Status: DRY

<b>Stewards:</b>	<b>Race Director:</b>	<b>Timekeeper:</b> Luis Angel Garcia Nuñez JOB/I-0020-ESP
------------------	-----------------------	-----------------------------------------------------------------





**Hungaroring**  
**GT Cup Open Europe**  
**Qualifying - 1 Driver - 1**  
**Provisional Results by Class**



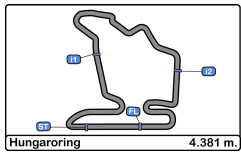
Cls	Nº	Entrant/Team	Nat	Driver 1	Nat	Driver 2	Nat	Vehicle	Cat	Cls	Laps	Best	Time	Gap	Interval	Km/h
<b>GT Open Cup Europe</b>																
1	26	Q1 by EMG Motorsport	GER	Maciej Darmetko	POL	<u>Artur Janosz</u>	POL	Porsche 911 GT3 Cup gen 2	PROAM	1	5	4	1:49.981			143.4
2	33	Alda Motorsport	POL	<u>Tomasz Magdziarz</u>	POL	Daan Pijl	NLD	Porsche 911 GT3 Cup gen 2	PROAM	2	13	11	1:50.725	0.744	0.744	142.4
3	100	Alda Motorsport	POL	Jakub Dwernicki	POL	<u>Jan Antoszewski</u>	POL	Porsche 911 GT3 Cup gen 2	PROAM	3	7	5	1:51.201	1.220	0.476	141.8
4	24	A&P Racing Team PTT Tech Support	POL	<u>Maciej Blazek</u>	POL	Mateusz Lisowski	POL	Porsche 991 GT3 Cup gen 2	PROAM	4	11	5	1:51.243	1.262	0.042	141.7
5	45	Mark Speakerwas/CAME Racing	ITA	Mark Speakerwas	ITA	<u>Peter Karp</u>	HUN	Porsche 911 GT3 Cup gen 1	AM	1	13	12	1:52.986	3.005	1.743	139.5
6	44	Eugenio Pisani/CAME Racing Team	ITA	Eugenio Pisani	ITA	<u>Stefano Bozzoni</u>	ITA	Porsche 911 GT3 Cup gen 1	PROAM	5	14	12	1:55.966	5.985	2.980	136.0

Published at:.....

Track Temp: 38.4 °C Air Temp: 24.8 °C Humidity: 46 % Track Status: DRY

<b>Stewards:</b>	<b>Race Director:</b>	<b>Timekeeper:</b> Luis Angel García Nuñez JOB/I-0020-ESP
------------------	-----------------------	--------------------------------------------------------------





**Hungaroring**  
**GT Cup Open Europe**  
**Qualifying - 1 Driver - 1**  
**Lap Analysis**



**24** Maciej Blazek Porsche 991 GT3 Cup gen 2 **44** Eugenio Pisani Porsche 911 GT3 Cup gen 1  
 PROAM Mateusz Lisowski A&P Racing Team PTT Tech PROAM Stefano Bozzoni Eugenio Pisani/CAME Racing

Lap	D	Time	Sector 1	Sector 2	Sector 3	T. Spd	Elapsed	Lap	D	Time	Sector 1	Sector 2	Sector 3	T. Spd	Elapsed
1	1	10:21:17.761	10:19:49.241	50.205	38.315		10:21:17.761	1	2	10:18:25.839	10:16:46.553	59.406	39.880		10:18:25.839
2	1	1:52.202	39.618	41.677	30.907	223.6	10:23:09.963	2	2	2:21.591 P	53.576	47.034	40.981	124.1	10:20:47.430
3	1	<del>1:51.965</del>	39.440	41.295	31.230	225.0	10:25:01.928	3	2	2:57.406	1:37.369	46.898	33.139		10:23:44.836
4	1	1:51.666	39.266	41.330	31.070	224.5	10:26:53.594	4	2	1:56.503	41.125	43.262	32.116	216.4	10:25:41.339
5	1	1:51.243	39.007	41.174	31.062	225.0	10:28:44.837	5	2	1:57.358	40.862	43.740	32.756	215.1	10:27:38.697
6	1	1:51.796	39.426	41.068	31.302	224.5	10:30:36.633	6	2	2:08.859	41.959	52.260	34.640	213.8	10:29:47.556
7	1	1:52.173	39.183	41.699	31.291	225.0	10:32:28.806	7	2	1:56.280	41.103	42.990	32.187	214.7	10:31:43.836
8	1	1:51.741	39.355	41.265	31.121	224.5	10:34:20.547	8	2	2:25.052	49.628	47.031	48.393	215.5	10:34:08.888
9	1	2:04.020 P	43.115	43.881	37.024	225.0	10:36:24.567	9	2	2:27.295	1:01.807	53.286	32.202	109.3	10:36:36.183
10	1	3:53.126	2:37.157	41.864	34.105		10:40:17.693	10	2	1:57.670	41.260	43.130	33.280	215.1	10:38:33.853
11	1	1:56.695 P	39.583	41.708	35.404	225.4	10:42:14.388	11	2	1:58.379	41.870	44.502	32.007	214.7	10:40:32.232

**26** Maciej Darmetko Porsche 911 GT3 Cup gen 2  
 PROAM Artur Janosz Q1 by EMG Motorsport

Lap	D	Time	Sector 1	Sector 2	Sector 3	T. Spd	Elapsed	Lap	D	Time	Sector 1	Sector 2	Sector 3	T. Spd	Elapsed
1	2	10:17:06.489	10:15:53.450	42.382	30.657		10:17:06.489	12	2	1:55.966	41.071	42.993	31.902	216.0	10:42:28.198
2	2	<del>1:51.903</del>	39.467	41.374	31.062	220.4	10:18:58.392	13	2	1:57.051	41.318	43.448	32.285	215.1	10:44:25.249
3	2	1:51.126	38.766	41.777	30.583	222.2	10:20:49.518	14	2	1:57.055	41.408	43.507	32.140	214.2	10:46:22.304
4	2	1:49.981	38.843	40.409	30.729	222.6	10:22:39.499	15	2		44.437	51.281		216.0	
5	2	1:54.320 P	38.821	40.611	34.888	222.2	10:24:33.819								

**33** Tomasz Magdziarz Porsche 911 GT3 Cup gen 2  
 PROAM Daan Pijl Alda Motorsport

Lap	D	Time	Sector 1	Sector 2	Sector 3	T. Spd	Elapsed	Lap	D	Time	Sector 1	Sector 2	Sector 3	T. Spd	Elapsed
1	1	10:18:27.969	10:16:57.762	52.364	37.843		10:18:27.969	1	2	10:17:38.145	10:16:14.151	49.675	34.319		10:17:38.145
2	1	<del>2:47.479</del>	53.343	49.684	34.152	192.1	10:20:45.148	2	2	2:01.628	43.071	45.057	33.500	210.9	10:19:39.773
3	1	1:57.787	42.262	44.007	31.518	217.7	10:22:42.935	3	2	1:58.689	41.527	44.461	32.701	212.1	10:21:38.462
4	1	<del>1:54.582</del>	40.565	42.541	31.476	218.6	10:24:37.517	4	2	2:08.606 P	43.984	45.554	39.068	214.2	10:23:47.068
5	1	1:53.387	40.031	42.290	31.066	218.1	10:26:30.904	5	2	5:07.522	3:43.666	51.005	32.851		10:28:54.590
6	1	1:52.445	39.962	41.315	31.168	219.0	10:28:23.349	6	2	1:56.078	40.963	42.978	32.137	214.2	10:30:50.668
7	1	<del>1:54.966</del>	39.790	42.381	32.795	219.0	10:30:18.315	7	2	1:53.326	40.298	41.720	31.308	213.8	10:32:43.994
8	1	2:00.660 P	40.001	42.103	38.556	218.6	10:32:18.975	8	2	1:53.886	40.064	42.514	31.308	215.1	10:34:37.880
9	1	3:40.868	2:21.965	46.730	32.173		10:35:59.843	9	2	1:53.361	40.114	41.860	31.387	217.3	10:36:31.241
10	1	1:54.601	40.377	41.510	32.714	218.1	10:37:54.444	10	2	2:03.193	43.027	43.505	36.661	217.3	10:38:34.434
11	1	1:50.725	39.536	40.594	30.595	220.4	10:39:45.169	11	2	1:53.068	40.035	41.659	31.374	217.3	10:40:27.502
12	1	1:51.051	39.486	40.759	30.806	219.5	10:41:36.220	12	2	1:52.986	39.780	41.884	31.322	218.1	10:42:20.488
13	1	2:36.597 P	47.174	1:00.511	48.912	219.9	10:44:12.817	13	2	2:09.251 P	42.880	46.476	39.895	216.8	10:44:29.739

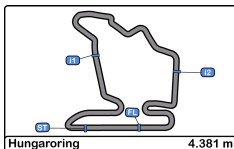
**45** Mark Speakerwas Porsche 911 GT3 Cup gen 1  
 AM Peter Karpi Mark Speakerwas/CAME Racing

Lap	D	Time	Sector 1	Sector 2	Sector 3	T. Spd	Elapsed
1	2	10:17:38.145	10:16:14.151	49.675	34.319		10:17:38.145
2	2	2:01.628	43.071	45.057	33.500	210.9	10:19:39.773
3	2	1:58.689	41.527	44.461	32.701	212.1	10:21:38.462
4	2	2:08.606 P	43.984	45.554	39.068	214.2	10:23:47.068
5	2	5:07.522	3:43.666	51.005	32.851		10:28:54.590
6	2	1:56.078	40.963	42.978	32.137	214.2	10:30:50.668
7	2	1:53.326	40.298	41.720	31.308	213.8	10:32:43.994
8	2	1:53.886	40.064	42.514	31.308	215.1	10:34:37.880
9	2	1:53.361	40.114	41.860	31.387	217.3	10:36:31.241
10	2	2:03.193	43.027	43.505	36.661	217.3	10:38:34.434
11	2	1:53.068	40.035	41.659	31.374	217.3	10:40:27.502
12	2	1:52.986	39.780	41.884	31.322	218.1	10:42:20.488
13	2	2:09.251 P	42.880	46.476	39.895	216.8	10:44:29.739

**100** Jakub Dwernicki Porsche 911 GT3 Cup gen 2  
 PROAM Jan Antoszewski Alda Motorsport

Lap	D	Time	Sector 1	Sector 2	Sector 3	T. Spd	Elapsed
1	2	10:23:59.749	10:22:40.404	46.700	32.645		10:23:59.749
2	2	1:53.929	41.083	41.910	30.936	216.4	10:25:53.678
3	2	2:19.667 P	39.344	59.740	40.583	220.4	10:28:13.345
4	2	4:17.253	3:03.451	41.091	32.711		10:32:30.598
5	2	1:51.201	39.341	40.867	30.993	220.8	10:34:21.799
6	2	1:51.836	39.646	40.770	31.420	220.8	10:36:13.635
7	2	1:56.146 P	39.354	41.089	35.703	220.4	10:38:09.781



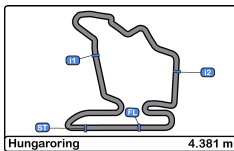


**Hungaroring**  
**GT Cup Open Europe**  
**Qualifying - 1 Driver - 1**  
**Best Sectors Results**



		Sector - 1			Sector - 2			Sector - 3			Ideal Lap vs Best Lap				
Clas	Nº	Driver	Time	Nº	Driver	Time	Nº	Driver	Time	Clas	Nº	Driver	Ideal Lap	Best Lap	Clas
1	26	Artur Janosz	38.766	26	Artur Janosz	40.409	26	Artur Janosz	30.583	1	26	Artur Janosz	1:49.758	1:49.981	1
2	24	Maciej Blazek	39.007	33	Tomasz Magdziarz	40.594	33	Tomasz Magdziarz	30.595	2	33	Tomasz Magdziarz	1:50.675	1:50.725	2
3	100	Jan Antoszewski	39.341	100	Jan Antoszewski	40.770	24	Maciej Blazek	30.907	3	24	Maciej Blazek	1:50.982	1:51.243	4
4	33	Tomasz Magdziarz	39.486	24	Maciej Blazek	41.068	100	Jan Antoszewski	30.936	4	100	Jan Antoszewski	1:51.047	1:51.201	3
5	45	Peter Karpi	39.780	45	Peter Karpi	41.659	45	Peter Karpi	31.308	5	45	Peter Karpi	1:52.747	1:52.986	5
6	44	Stefano Bozzoni	40.862	44	Stefano Bozzoni	42.990	44	Stefano Bozzoni	31.902	6	44	Stefano Bozzoni	1:55.754	1:55.966	6



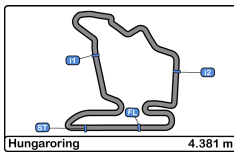


**Hungaroring**  
**GT Cup Open Europe**  
**Qualifying - 1 Driver - 1**  
**Best 5 Lap Times**



Cl	N°	Entrant/Team	Nat	Driver 1	Nat	Driver 2	Nat	Vehicle	Cat	Cl	Best 1		Best 2		Best 3		Best 4		Best 5	
											Time	Lap	Time	Lap	Time	Lap	Time	Lap	Time	Lap
1	26	Q1 by EMG Motorsport	BEL	Maciej Darmetko	POL	Artur Janosz	POL	Porsche 911 GT3 Cup gen 2	PROAM	1	1:49.981	4	1:51.126	3	1:54.320	5				
2	33	Alda Motorsport	POL	Tomasz Maqdziarz	POL	Daan Pijl	NLD	Porsche 911 GT3 Cup gen 2	PROAM	2	1:50.725	11	1:51.051	12	1:52.445	6	1:53.387	5	1:54.601	10
3	100	Alda Motorsport	POL	Jakub Dwernicki	POL	Jan Antoszewski	POL	Porsche 911 GT3 Cup gen 2	PROAM	3	1:51.201	5	1:51.836	6	1:53.929	2	1:56.146	7	2:19.667	3
4	24	A&P Racing Team PTT Tech Support	POL	Maciej Blazek	POL	Mateusz Lisowski	POL	Porsche 991 GT3 Cup gen 2	PROAM	4	1:51.243	5	1:51.666	4	1:51.741	8	1:51.796	6	1:52.173	7
5	45	Mark Speakerwas/CAME Racing	ITA	Mark Speakerwas	ITA	Peter Karpi	HUN	Porsche 911 GT3 Cup gen 1	AM	1	1:52.986	12	1:53.068	11	1:53.326	7	1:53.361	9	1:53.886	8
6	44	Eugenio Pisani/CAME Racing Team	ITA	Eugenio Pisani	ITA	Stefano Bozzoni	ITA	Porsche 911 GT3 Cup gen 1	PROAM	5	1:55.966	12	1:56.280	7	1:56.503	4	1:57.051	13	1:57.055	14



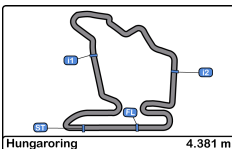


**Hungaroring**  
**GT Cup Open Europe**  
**Qualifying - 1 Driver - 1**  
**Best 5 Top Speeds**



Cl	N°	Entrant/Team	Nat	Driver 1	Nat	Driver 2	Nat	Vehicle	Cat	Cl	Top 1		Top 2		Top 3		Top 4		Top 5		Avg
											Km/h	Lap	Km/h	Lap	Km/h	Lap	Km/h	Lap	Km/h	Lap	
1	24	A&P Racing Team PTT Tech Support		<b>Maciej Blazek</b>		Mateusz Lisowski		Porsche 991 GT3 Cup gen 2	PROAM	1	225.4	11	225.0	3	225.0	5	225.0	7	225.0	9	225.0
2	26	Q1 by EMG Motorsport		Maciej Darmetko		<b>Artur Janosz</b>		Porsche 911 GT3 Cup gen 2	PROAM	2	222.6	4	222.2	3	222.2	5	220.4	2			221.8
3	100	Alda Motorsport		Jakub Dwernicki		<b>Jan Antoszewski</b>		Porsche 911 GT3 Cup gen 2	PROAM	3	220.8	5	220.8	6	220.4	3	220.4	7	216.4	2	219.7
4	33	Alda Motorsport		<b>Tomasz Magdziarz</b>		Daan Pijl		Porsche 911 GT3 Cup gen 2	PROAM	4	220.4	11	219.9	13	219.5	12	219.0	6	219.0	7	219.6
5	45	Mark Speakerwas/CAME Racing		Mark Speakerwas		<b>Peter Karpi</b>		Porsche 911 GT3 Cup gen 1	AM	1	218.1	12	217.3	9	217.3	10	217.3	11	216.8	13	217.3
6	44	Eugenio Pisani/CAME Racing Team		Eugenio Pisani		<b>Stefano Bozzoni</b>		Porsche 911 GT3 Cup gen 1	PROAM	5	216.4	4	216.0	12	216.0	15	215.5	8	215.1	5	215.8





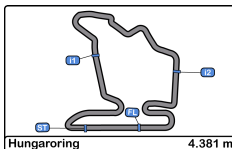
**Hungaroring**  
**GT Cup Open Europe**  
**Qualifying - 1 Driver - 1**  
**Fastest Laps Sequence**



Lap	Time of Day	Session Time	N°	Entrant/Team	Nat	Driver 1	Nat	Driver 2	Nat	Vehicle	Cat	Time	Km/h
2	10:19:39.773	4:39.773	45	Mark Speakerwas/CAME Racing Team	ITA	Mark Speakerwas	ITA	<u>Peter Karpi</u>	HUN	Porsche 911 GT3 Cup gen 1	AM	<b>2:01.628</b>	129.6
3	10:20:49.518	5:49.518	26	Q1 by EMG Motorsport	BEL	Maciej Darmetko	POL	<u>Artur Janosz</u>	POL	Porsche 911 GT3 Cup gen 2	PROAM	<b>1:51.126</b>	141.9
4	10:22:39.499	7:39.499	26	Q1 by EMG Motorsport	BEL	Maciej Darmetko	POL	<u>Artur Janosz</u>	POL	Porsche 911 GT3 Cup gen 2	PROAM	<b>1:49.981</b>	143.4







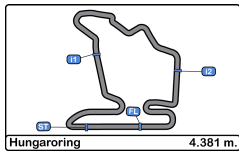
**Hungaroring**  
**GT Cup Open Europe**  
**Qualifying - 1 Driver - 1**



**Event Best Maximum Speed**

N°	Entrant/Team	Nat	Driver 1	Nat	Driver 2	Nat	Vehicle	Cat	Km/h	Session
24	A&P Racing Team PTT Tech Support		Maciej Blazek		Mateusz Lisowski		Porsche 991 GT3 Cup gen 2	PROAM	<b>225.9</b>	Free Practice - 2
26	Q1 by EMG Motorsport		Maciej Darmetko		Artur Janosz		Porsche 911 GT3 Cup gen 2	PROAM	<b>222.6</b>	Free Practice - 2
100	Alda Motorsport		Jakub Dwernicki		Jan Antoszewski		Porsche 911 GT3 Cup gen 2	PROAM	<b>222.2</b>	Free Practice - 2
33	Alda Motorsport		Tomasz Magdziarz		Daan Pijl		Porsche 911 GT3 Cup gen 2	PROAM	<b>222.2</b>	Free Practice - 2
45	Mark Speakerwas/CAME Racing Team		Mark Speakerwas		Peter Karpi		Porsche 911 GT3 Cup gen 1	AM	<b>220.8</b>	Free Practice - 2
44	Eugenio Pisani/CAME Racing Team		Eugenio Pisani		Stefano Bozzoni		Porsche 911 GT3 Cup gen 1	PROAM	<b>219.0</b>	Free Practice - 2





**Hungaroring**  
**GT Cup Open Europe**  
**Qualifying - 1 Driver - 1**  
**Pit Stop Analysis**



**24** Maciej Blazek Porsche 991 GT3 Cup gen 2

PROAM Mateusz Lisowski A&P Racing Team PTT Tech Support

N°	In Day Time	In Time	Out Time	Pit Time	T. Pit Time	Handicap	Penalty
1	10:36:21.979	10:36:21.979	10:38:23.873	2:01.894	2:01.894		

**33** Tomasz Magdziarz Porsche 911 GT3 Cup gen 2

PROAM Daan Pijl Alda Motorsport

N°	In Day Time	In Time	Out Time	Pit Time	T. Pit Time	Handicap	Penalty
1	10:32:16.179	10:32:16.179	10:33:59.672	1:43.493	1:43.493		

**44** Eugenio Pisani Porsche 911 GT3 Cup gen 1

PROAM Stefano Bozzoni Eugenio Pisani/CAME Racing Team

N°	In Day Time	In Time	Out Time	Pit Time	T. Pit Time	Handicap	Penalty
1	10:20:45.327	10:20:45.327	10:21:40.341	55.014	55.014		

**45** Mark Speakerwas Porsche 911 GT3 Cup gen 1

AM Peter Karpi Mark Speakerwas/CAME Racing Team

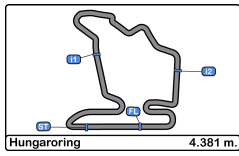
N°	In Day Time	In Time	Out Time	Pit Time	T. Pit Time	Handicap	Penalty
1	10:23:44.594	10:23:44.594	10:26:41.253	2:56.659	2:56.659		

**100** Jakub Dwernicki Porsche 911 GT3 Cup gen 2

PROAM Jan Antoszewski Alda Motorsport

N°	In Day Time	In Time	Out Time	Pit Time	T. Pit Time	Handicap	Penalty
1	10:28:10.662	10:28:10.662	10:30:39.076	2:28.414	2:28.414		

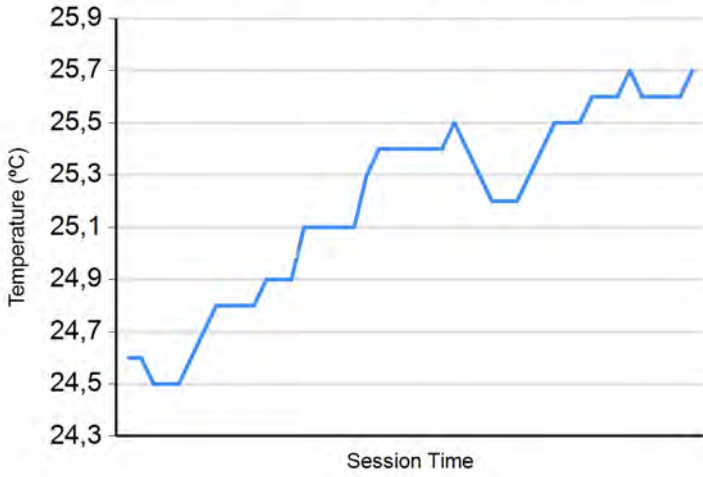




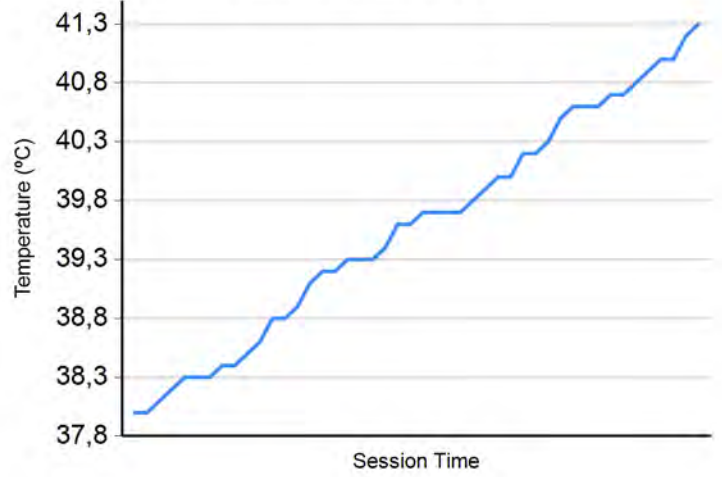
**Hungaroring**  
**GT Cup Open Europe**  
**Qualifying - 1 Driver - 1**  
**Weather Report**



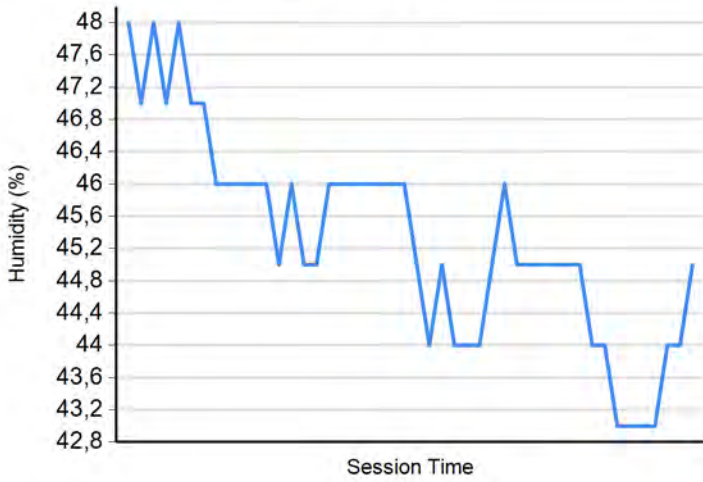
**Air Temperature**



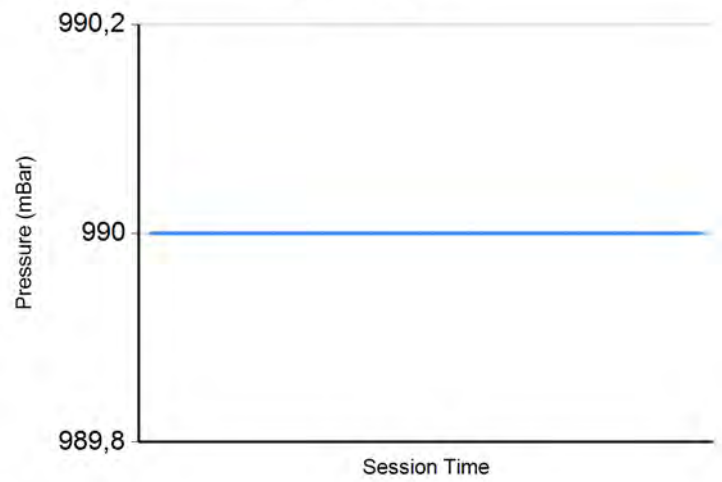
**Track Temperature**



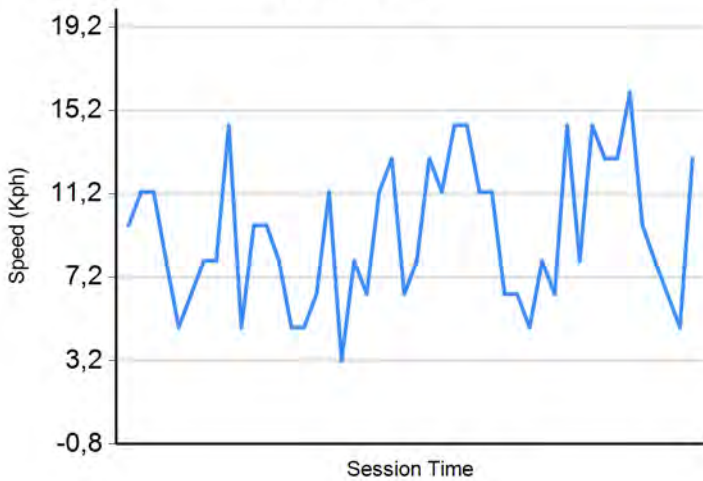
**Humidity**



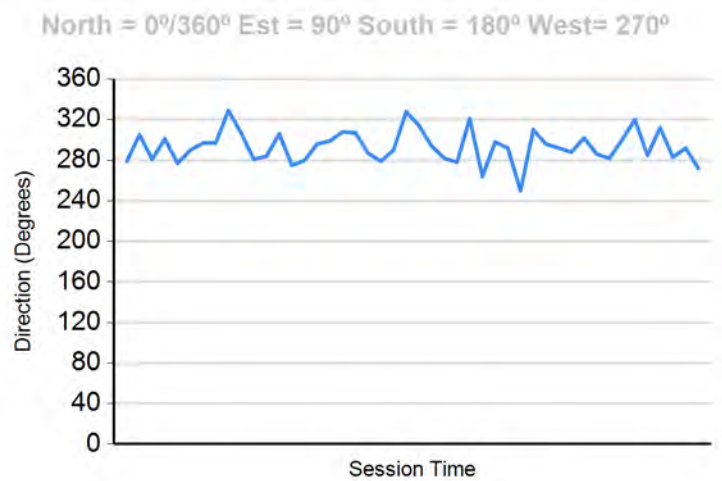
**Pressure**

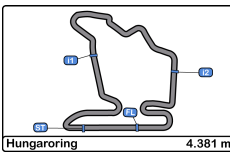


**Wind Speed**



**Wind direction**





**Hungaroring**  
**GT Cup Open Europe**  
**Race - 1**  
**Provisional Results**



Cls	N°	Entrant/Team	Nat	Driver 1	Nat	Driver 2	Nat	Vehicle	Cat	Cl	Laps	Total Time	Gap	Interval	Km/h	Best	Time	Km/h
1	24	A&P Racing Team PTT Tech Support		<b>Maciej Blazek</b>		Mateusz Lisowski		Porsche 991 GT3 Cup gen 2	PROAM	1	37	<b>1:11:41.965</b>			135.6	18	1:49.258	144.3
2	33	Alda Motorsport		<b>Tomasz Magdziarz</b>		Daan Pijl		Porsche 911 GT3 Cup gen 2	PROAM	2	36	<b>1:10:30.032</b>	1 Lap	1 Lap	134.2	27	1:51.000	142.0
3	26	Q1 by EMG Motorsport		Maciej Darmetko		<b>Artur Janosz</b>		Porsche 911 GT3 Cup gen 2	PROAM	3	36	<b>1:10:48.323</b>	1 Lap	18.291	133.6	2	1:51.040	142.0
4	100	Alda Motorsport		Jakub Dwernicki		<b>Jan Antoszewski</b>		Porsche 911 GT3 Cup gen 2	PROAM	4	36	<b>1:11:21.579</b>	1 Lap	33.256	132.6	2	1:51.736	141.1
5	44	Eugenio Pisani/CAME Racing Team		Eugenio Pisani		<b>Stefano Bozzoni</b>		Porsche 911 GT3 Cup gen 1	PROAM	5	35	<b>1:10:46.806</b>	2 Laps	1 Lap	129.9	17	1:52.796	139.8
6	45	Mark Speakerwas/CAME Racing Team		Mark Speakerwas		<b>Peter Karpi</b>		Porsche 911 GT3 Cup gen 1	AM	1	35	<b>1:11:01.468</b>	2 Laps	14.662	129.5	6	1:54.466	137.7

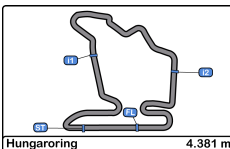
**Fastest lap Blazek - Lisowski in 1:49.258 at 144.3 Km/h in lap 18**

Published at:.....

Air Temp: **52.7 °C** Temp. Aire: **29.7 °C** Humidity: **36 %** Track Status: **DRY**

<b>Stewards:</b>	<b>Race Director:</b>	<b>Timekeeper:</b> Luis Angel Garcia Nuñez JOB/I-0020-ESP
------------------	-----------------------	-----------------------------------------------------------------





**Hungaroring**  
**GT Cup Open Europe**  
**Race - 1**  
**Provisional Results by Category**



Cls	N°	Entrant/Team	Nat	Driver 1	Nat	Driver 2	Nat	Vehicle	Cat	Cl	Laps	Total Time	Gap	Interval	Km/h	Best	Time	Km/h	
<b>PROAM</b>																			
1	24	A&P Racing Team PTT Tech Support	POL	<b>Maciej Blazek</b>	POL	Mateusz Lisowski	POL	Porsche 991 GT3 Cup gen 2	PROAM	1	37	<b>1:11:41.965</b>			135.6	18	1:49.258	144.3	
2	33	Alda Motorsport	POL	<b>Tomasz Magdziarz</b>	POL	Daan Pijl	NLD	Porsche 911 GT3 Cup gen 2	PROAM	2	36	<b>1:10:30.032</b>	1 Lap	1 Lap	134.2	27	1:51.000	142.0	
3	26	Q1 by EMG Motorsport	BEL	Maciej Darmetko	POL	<b>Artur Janosz</b>	POL	Porsche 911 GT3 Cup gen 2	PROAM	3	36	<b>1:10:48.323</b>	1 Lap	18.291	133.6	2	1:51.040	142.0	
4	100	Alda Motorsport	POL	Jakub Dwernicki	POL	<b>Jan Antoszewski</b>	POL	Porsche 911 GT3 Cup gen 2	PROAM	4	36	<b>1:11:21.579</b>	1 Lap	33.256	132.6	2	1:51.736	141.1	
5	44	Eugenio Pisani/CAME Racing Team	ITA	Eugenio Pisani	ITA	<b>Stefano Bozzoni</b>	ITA	Porsche 911 GT3 Cup gen 1	PROAM	5	35	<b>1:10:46.806</b>	2 Laps	1 Lap	129.9	17	1:52.796	139.8	
<b>AM</b>																			
1	45	Mark Speakerwas/CAME Racing Team	ITA	Mark Speakerwas	ITA	<b>Peter Karpi</b>	HUN	Porsche 911 GT3 Cup gen 1	AM	1	35	<b>1:11:01.468</b>			129.5	6	1:54.466	137.7	

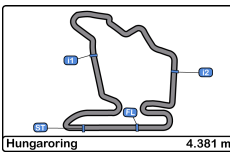
Fastest lap Blazek - Lisowski in 1:49.258 at 144.3 Km/h in lap 18

Published at:.....

Air Temp: **52.7 °C** Temp. Aire: **29.7 °C** Humidity: **36 %** Track Status: **DRY**

<b>Stewards:</b>	<b>Race Director:</b>	<b>Timekeeper:</b> Luis Angel Garcia Nuñez <i>[Signature]</i> JOB/I-0020-ESP
------------------	-----------------------	------------------------------------------------------------------------------------





**Hungaroring**  
**GT Cup Open Europe**  
**Race - 1**  
**Provisional Results by Class**



Cls	N°	Entrant/Team	Nat	Driver 1	Nat	Driver 2	Nat	Vehicle	Cat	Cl	Laps	Total Time	Gap	Interval	Km/h	Best	Time	Km/h	
<b>GT Open Cup Europe</b>																			
1	24	A&P Racing Team PTT Tech Support	POL	<b>Maciej Blazek</b>	POL	Mateusz Lisowski	POL	Porsche 991 GT3 Cup gen 2	PROAM	1	37	<b>1:11:41.965</b>			135.6	18	1:49.258	144.3	
2	33	Alda Motorsport	POL	<b>Tomasz Magdziarz</b>	POL	Daan Pijl	NLD	Porsche 911 GT3 Cup gen 2	PROAM	2	36	<b>1:10:30.032</b>	1 Lap	1 Lap	134.2	27	1:51.000	142.0	
3	26	Q1 by EMG Motorsport	BEL	Maciej Darmetko	POL	<b>Artur Janosz</b>	POL	Porsche 911 GT3 Cup gen 2	PROAM	3	36	<b>1:10:48.323</b>	1 Lap	18.291	133.6	2	1:51.040	142.0	
4	100	Alda Motorsport	POL	Jakub Dwernicki	POL	<b>Jan Antoszewski</b>	POL	Porsche 911 GT3 Cup gen 2	PROAM	4	36	<b>1:11:21.579</b>	1 Lap	33.256	132.6	2	1:51.736	141.1	
5	44	Eugenio Pisani/CAME Racing Team	ITA	Eugenio Pisani	ITA	<b>Stefano Bozzoni</b>	ITA	Porsche 911 GT3 Cup gen 1	PROAM	5	35	<b>1:10:46.806</b>	2 Laps	1 Lap	129.9	17	1:52.796	139.8	
6	45	Mark Speakerwas/CAME Racing Team	ITA	Mark Speakerwas	ITA	<b>Peter Karpi</b>	HUN	Porsche 911 GT3 Cup gen 1	AM	1	35	<b>1:11:01.468</b>	2 Laps	14.662	129.5	6	1:54.466	137.7	

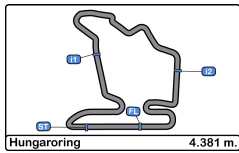
**Fastest lap Blazek - Lisowski in 1:49.258 at 144.3 Km/h in lap 18**

Published at:.....

Air Temp: **52.7 °C** Temp. Aire: **29.7 °C** Humidity: **36 %** Track Status: **DRY**

<b>Stewards:</b>	<b>Race Director:</b>	<b>Timekeeper:</b> Luis Angel Garcia Nuñez JOB/I-0020-ESP
------------------	-----------------------	--------------------------------------------------------------





# Hungaroring

## GT Cup Open Europe

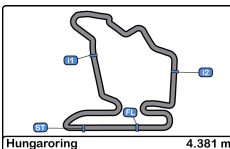
### Race - 1



### Provisional Classification by Driver Fastest Lap

Cl	N°	Entrant/Team	Nat	Vehicle	Driver	Nat	Cat	Cl	Laps	Best	Time	Gap	Interval	Km/h
1	24	A&P Racing Team PTT Tech Support		Porsche 991 GT3 Cup gen 2	Mateusz Lisowski		PROAM	1	21	2	1:49.258			144.3
2	33	Alda Motorsport		Porsche 911 GT3 Cup gen 2	Daan Pijl		PROAM	2	20	11	1:51.000	1.742	1.742	142.0
3	26	Q1 by EMG Motorsport		Porsche 911 GT3 Cup gen 2	Artur Janosz		PROAM	3	22	2	1:51.040	1.782	0.040	142.0
4	100	Alda Motorsport		Porsche 911 GT3 Cup gen 2	Jan Antoszewski		PROAM	4	20	2	1:51.736	2.478	0.696	141.1
5	24	A&P Racing Team PTT Tech Support		Porsche 991 GT3 Cup gen 2	Maciej Blazek		PROAM	5	16	4	1:52.455	3.197	0.719	140.2
6	44	Eugenio Pisani/CAME Racing Team		Porsche 911 GT3 Cup gen 1	Eugenio Pisani		PROAM	6	20	2	1:52.796	3.538	0.341	139.8
7	33	Alda Motorsport		Porsche 911 GT3 Cup gen 2	Tomasz Magdziarz		PROAM	7	16	6	1:53.468	4.210	0.672	138.9
8	45	Mark Speakerwas/CAME Racing Team		Porsche 911 GT3 Cup gen 1	Peter Karpi		AM	1	18	6	1:54.466	5.208	0.998	137.7
9	45	Mark Speakerwas/CAME Racing Team		Porsche 911 GT3 Cup gen 1	Mark Speakerwas		AM	2	17	9	1:54.712	5.454	0.246	137.4
10	100	Alda Motorsport		Porsche 911 GT3 Cup gen 2	Jakub Dwernicki		PROAM	8	16	7	1:54.732	5.474	0.020	137.4
11	26	Q1 by EMG Motorsport		Porsche 911 GT3 Cup gen 2	Maciej Darmetko		PROAM	9	14	11	1:55.110	5.852	0.378	137.0
12	44	Eugenio Pisani/CAME Racing Team		Porsche 911 GT3 Cup gen 1	Stefano Bozzoni		PROAM	10	15	4	1:56.424	7.166	1.314	135.4





**Hungaroring**  
**GT Cup Open Europe**

**Race - 1**

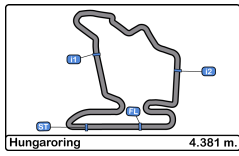
**Distance and Speed Average**



Cls	Nº	Entrant/Team	Nat	Driver 1	Nat	Driver 2	Nat	Vehicle	Cat	Cls	Laps	Distance	Total Time	Km/h
1	24	A&P Racing Team PTT Tech Support		<b>Maciej Blazek</b>		Mateusz Lisowski		Porsche 991 GT3 Cup gen 2	PROAM	1	37	162.09	1:11:41.965	135.6
2	33	Alda Motorsport		<b>Tomasz Magdziarz</b>		Daan Pijl		Porsche 911 GT3 Cup gen 2	PROAM	2	36	157.71	1:10:30.032	134.2
3	26	Q1 by EMG Motorsport		Maciej Darmetko		<b>Artur Janosz</b>		Porsche 911 GT3 Cup gen 2	PROAM	3	36	157.71	1:10:48.323	133.6
4	100	Alda Motorsport		Jakub Dwernicki		<b>Jan Antoszewski</b>		Porsche 911 GT3 Cup gen 2	PROAM	4	36	157.71	1:11:21.579	132.6
5	44	Eugenio Pisani/CAME Racing Team		Eugenio Pisani		<b>Stefano Bozzoni</b>		Porsche 911 GT3 Cup gen 1	PROAM	5	35	153.33	1:10:46.806	129.9
6	45	Mark Speakerwas/CAME Racing Team		Mark Speakerwas		<b>Peter Karpi</b>		Porsche 911 GT3 Cup gen 1	AM	1	35	153.33	1:11:01.468	129.5





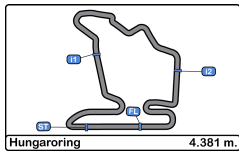


**Hungaroring**  
**GT Cup Open Europe**  
**Race - 1**  
**Lap Analysis**



24 Maciej Blazek Porsche 991 GT3 Cup gen 2							26 Maciej Darmetko Porsche 911 GT3 Cup gen 2														
PROAM			Mateusz Lisowski				A&P Racing Team PTT Tech				PROAM			Artur Janosz				Q1 by EMG Motorsport			
Lap	D	Time	Sector 1	Sector 2	Sector 3	T. Spd	Elapsed	Lap	D	Time	Sector 1	Sector 2	Sector 3	T. Spd	Elapsed						
1	1	2:00.623	46.639	42.562	31.422	214.7	2:00.623	1	2	1:57.266	45.160	41.236	30.870	208.0	1:57.266						
2	1	1:52.999	39.834	41.931	31.234	224.0	3:53.622	2	2	1:51.040	39.216	41.048	30.776	220.4	3:48.306						
3	1	1:53.039	39.722	41.848	31.469	223.1	5:46.661	3	2	1:51.228	39.303	40.998	30.927	219.0	5:39.534						
4	1	1:52.455	39.692	41.780	30.983	224.5	7:39.116	4	2	1:51.360	39.351	41.101	30.908	219.9	7:30.894						
5	1	1:52.704	39.622	41.723	31.359	225.4	9:31.820	5	2	1:51.931	39.449	41.401	31.081	219.5	9:22.825						
6	1	1:53.342	39.639	42.142	31.561	225.4	11:25.162	6	2	1:51.643	39.319	41.132	31.192	219.5	11:14.468						
7	1	1:53.962	39.872	42.504	31.586	224.5	13:19.124	7	2	1:51.846	39.512	41.277	31.057	219.0	13:06.314						
8	1	1:53.540	39.765	42.319	31.456	225.4	15:12.664	8	2	1:52.136	39.553	41.567	31.016	219.0	14:58.450						
9	1	1:53.494	39.895	42.229	31.370	224.5	17:06.158	9	2	1:51.960	39.378	41.339	31.243	219.5	16:50.410						
10	1	1:54.166	40.103	42.463	31.600	225.0	19:00.324	10	2	1:53.563	39.636	41.351	32.576	219.9	18:43.973						
11	1	1:54.034	39.896	42.337	31.801	224.0	20:54.358	11	2	1:52.226	39.259	41.500	31.467	220.8	20:36.199						
12	1	1:54.987	39.976	43.315	31.696	225.0	22:49.345	12	2	1:52.708	39.699	41.423	31.586	220.4	22:28.907						
13	1	1:55.201	40.277	42.463	32.461	223.6	24:44.546	13	2	1:52.400	39.588	41.431	31.381	219.5	24:21.307						
14	1	1:56.079	41.522	42.673	31.884	221.7	26:40.625	14	2	1:52.353	39.518	41.348	31.487	219.9	26:13.660						
15	1	1:55.586	40.337	42.726	32.523	222.6	28:36.211	15	2	1:54.291	40.568	41.914	31.809	220.4	28:07.951						
16	1	1:58.736 P	40.322	43.238	35.176	223.6	30:34.947	16	2	1:53.296	39.665	41.676	31.955	220.4	30:01.247						
17	2	3:54.895	2:43.696	40.618	30.581		34:29.842	17	2	1:55.170	40.465	42.773	31.932	219.5	31:56.417						
18	2	1:49.258	38.717	40.126	30.415	223.1	36:19.100	18	2	1:52.771	39.414	42.175	31.182	220.8	33:49.188						
19	2	1:49.420	38.794	40.272	30.354	225.0	38:08.520	19	2	1:52.292	39.517	41.466	31.309	220.8	35:41.480						
20	2	1:49.576	38.756	40.314	30.506	223.6	39:58.096	20	2	1:52.840	39.514	41.930	31.396	221.3	37:34.320						
21	2	1:51.181	38.965	41.125	31.091	223.6	41:49.277	21	2	1:53.318	39.567	42.086	31.665	219.9	39:27.638						
22	2	1:53.900	41.278	41.767	30.855	224.0	43:43.177	22	2	1:56.510 P	39.748	41.689	35.073	219.5	41:24.148						
23	2	1:52.249	39.689	40.851	31.709	224.0	45:35.426	23	1	3:53.665	2:37.009	44.250	32.406		45:17.813						
24	2	1:51.420	38.974	41.648	30.798	226.4	47:26.846	24	1	1:58.716	40.693	45.523	32.500	219.5	47:16.529						
25	2	1:51.939	38.962	42.005	30.972	225.0	49:18.785	25	1	1:59.353	41.485	45.384	32.484	219.0	49:15.882						
26	2	1:52.306	39.401	41.331	31.574	224.5	51:11.091	26	1	2:00.433	41.506	45.972	32.955	217.7	51:16.315						
27	2	1:52.199	39.174	41.959	31.066	224.5	53:03.290	27	1	1:56.269	40.823	43.209	32.237	219.0	53:12.584						
28	2	1:52.714	39.029	42.730	30.955	223.1	54:56.004	28	1	1:55.603	40.537	43.268	31.798	218.6	55:08.187						
29	2	1:51.233	39.092	41.137	31.004	224.0	56:47.237	29	1	1:57.355	41.885	43.488	31.982	218.6	57:05.542						
30	2	1:51.945	39.395	41.457	31.093	223.6	58:39.182	30	1	1:55.887	40.778	43.199	31.910	218.6	59:01.429						
31	2	1:51.651	39.237	41.381	31.033	224.0	1:00:30.833	31	1	1:57.341	40.293	45.091	31.957	219.5	1:00:58.770						
32	2	1:51.907	39.289	41.466	31.152	223.1	1:02:22.740	32	1	1:57.060	40.507	44.099	32.454	219.5	1:02:55.830						
33	2	1:51.472	39.266	41.267	30.939	224.5	1:04:14.212	33	1	1:55.110	40.281	42.825	32.004	219.0	1:04:50.940						
34	2	1:51.767	39.116	41.543	31.108	224.5	1:06:05.979	34	1	1:59.688	43.145	44.506	32.037	219.9	1:06:50.628						
35	2	1:52.048	39.428	41.432	31.188	224.0	1:07:58.027	35	1	1:57.284	41.067	43.969	32.248	218.1	1:08:47.912						
36	2	1:52.013	39.412	41.376	31.225	223.1	1:09:50.040	36	1	2:00.411	42.115	46.389	31.907	218.1	1:10:48.323						
37	2	1:51.925	39.395	41.352	31.178	224.0	1:11:41.965														





**Hungaroring**  
**GT Cup Open Europe**  
**Race - 1**  
**Lap Analysis**



**33**

Tomasz Magdziarz

Porsche 911 GT3 Cup gen 2 **44**

Eugenio Pisani

Porsche 911 GT3 Cup gen 1

PROAM

Daan Pijl

Alda Motorsport

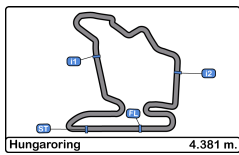
PROAM

Stefano Bozzoni

Eugenio Pisani/CAME Racing

Lap	D	Time	Sector 1	Sector 2	Sector 3	T. Spd	Elapsed	Lap	D	Time	Sector 1	Sector 2	Sector 3	T. Spd	Elapsed
1	1	2:14.567	54.573	47.939	32.055	208.8	2:14.567	1	2	2:15.895	58.713	44.805	32.377	208.0	2:15.895
2	1	1:54.794	40.711	42.809	31.274	217.3	4:09.361	2	2	1:58.157	42.188	43.334	32.635	215.5	4:14.052
3	1	1:55.068	40.915	42.586	31.567	217.7	6:04.429	3	2	1:57.561	41.701	43.541	32.319	214.2	6:11.613
4	1	1:54.768	40.287	42.759	31.722	217.7	7:59.197	4	2	1:56.424	41.680	42.736	32.008	213.8	8:08.037
5	1	1:54.712	40.481	42.634	31.597	217.7	9:53.909	5	2	2:01.157	42.418	45.991	32.748	215.5	10:09.194
6	1	1:53.468	40.116	41.972	31.380	218.1	11:47.377	6	2	1:58.344	41.823	43.816	32.705	213.8	12:07.538
7	1	1:53.764	40.126	42.088	31.550	218.1	13:41.141	7	2	1:59.077	42.311	44.183	32.583	214.7	14:06.615
8	1	1:54.043	40.191	42.303	31.549	217.7	15:35.184	8	2	2:04.158	43.951	44.780	35.427	211.3	16:10.773
9	1	1:54.874	40.336	42.640	31.898	218.1	17:30.058	9	2	2:02.970	42.218	47.681	33.071	215.5	18:13.743
10	1	1:54.324	40.392	42.358	31.574	218.6	19:24.382	10	2	1:58.285	41.861	44.019	32.405	215.5	20:12.028
11	1	1:57.305	42.018	43.193	32.094	219.0	21:21.687	11	2	1:58.466	42.109	43.563	32.794	213.8	22:10.494
12	1	1:56.628	40.589	43.641	32.398	219.5	23:18.315	12	2	1:58.932	41.580	44.622	32.730	213.4	24:09.426
13	1	1:56.299	40.420	42.634	33.245	219.0	25:14.614	13	2	1:59.606	42.409	44.418	32.779	213.0	26:09.032
14	1	1:57.255	40.532	44.409	32.314	218.1	27:11.869	14	2	2:00.714	41.909	46.485	32.320	213.0	28:09.746
15	1	1:55.083	40.794	42.498	31.791	219.0	29:06.952	15	2	2:07.318 P	41.362	47.393	38.563	214.2	30:17.064
16	1	2:00.053 P	41.181	43.218	35.654	219.5	31:07.005	16	1	4:14.245	2:59.443	42.816	31.986		34:31.309
17	2	3:52.440	2:38.628	42.126	31.686		34:59.445	17	1	1:52.796	39.675	41.901	31.220	216.4	36:24.105
18	2	1:52.535	39.972	41.020	31.543	218.6	36:51.980	18	1	1:54.088	39.567	42.984	31.537	217.7	38:18.193
19	2	1:52.050	39.654	41.496	30.900	219.5	38:44.030	19	1	1:53.861	40.363	42.077	31.421	215.1	40:12.054
20	2	1:52.490	39.488	42.053	30.949	219.0	40:36.520	20	1	1:53.766	39.698	42.512	31.556	216.0	42:05.820
21	2	1:51.961	39.360	40.887	31.714	219.0	42:28.481	21	1	1:55.412	40.922	42.545	31.945	216.4	44:01.232
22	2	1:52.044	39.735	41.022	31.287	219.5	44:20.525	22	1	1:53.314	39.840	42.266	31.208	217.7	45:54.546
23	2	1:51.205	39.439	41.042	30.724	217.7	46:11.730	23	1	1:55.841	40.149	44.323	31.369	217.3	47:50.387
24	2	1:51.956	39.559	41.583	30.814	220.4	48:03.686	24	1	1:53.517	39.842	41.941	31.734	218.6	49:43.904
25	2	1:51.794	39.473	41.190	31.131	220.8	49:55.480	25	1	1:53.782	39.850	42.330	31.602	216.8	51:37.686
26	2	1:51.363	39.514	41.068	30.781	219.5	51:46.843	26	1	1:53.593	39.805	42.442	31.346	217.3	53:31.279
27	2	1:51.000	39.421	40.827	30.752	219.5	53:37.843	27	1	1:53.418	39.735	42.208	31.475	217.3	55:24.697
28	2	1:52.560	39.308	42.417	30.835	219.9	55:30.403	28	1	1:55.572	40.056	42.736	32.780	218.1	57:20.269
29	2	1:51.476	39.538	40.984	30.954	220.4	57:21.879	29	1	1:53.716	40.293	42.057	31.366	219.9	59:13.985
30	2	1:53.765	39.731	43.284	30.750	220.4	59:15.644	30	1	1:55.443	39.836	44.090	31.517	218.1	1:01:09.428
31	2	1:52.139	39.505	41.660	30.974	220.4	1:01:07.783	31	1	1:53.942	40.012	42.298	31.632	218.6	1:03:03.370
32	2	1:51.720	39.729	41.164	30.827	220.8	1:02:59.503	32	1	1:55.564	39.842	43.326	32.396	218.6	1:04:58.934
33	2	1:51.687	39.347	41.239	31.101	220.8	1:04:51.190	33	1	1:54.222	40.116	42.593	31.513	217.7	1:06:53.156
34	2	1:53.118	39.933	42.337	30.848	223.1	1:06:44.308	34	1	1:55.091	40.661	42.383	32.047	217.7	1:08:48.247
35	2	1:52.191	39.826	41.421	30.944	219.9	1:08:36.499	35	1	1:58.559	43.356	43.798	31.405	216.8	1:10:46.806
36	2	1:53.533	39.792	42.332	31.409	219.9	1:10:30.032								





**Hungaroring**  
**GT Cup Open Europe**  
**Race - 1**  
**Lap Analysis**



45

Mark Speakerwas

Porsche 911 GT3 Cup gen 1

100

Jakub Dwernicki

Porsche 911 GT3 Cup gen 2

AM

Peter Karpi

Mark Speakerwas/CAME Racing

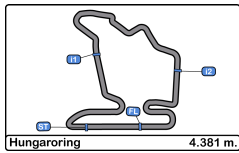
PROAM

Jan Antoszewski

Alda Motorsport

Lap	D	Time	Sector 1	Sector 2	Sector 3	T. Spd	Elapsed	Lap	D	Time	Sector 1	Sector 2	Sector 3	T. Spd	Elapsed
1	2	2:03.934	48.104	43.552	32.278	206.1	2:03.934	1	2	1:58.665	45.827	41.348	31.490	208.4	1:58.665
2	2	1:55.245	40.729	42.583	31.933	213.4	3:59.179	2	2	1:51.736	39.623	40.982	31.131	219.9	3:50.401
3	2	1:54.909	40.477	42.476	31.956	212.5	5:54.088	3	2	1:54.009	40.885	41.390	31.734	218.1	5:44.410
4	2	1:54.674	40.421	42.271	31.982	213.8	7:48.762	4	2	1:53.094	40.241	41.465	31.388	218.6	7:37.504
5	2	1:55.161	40.749	42.480	31.932	214.7	9:43.923	5	2	1:52.144	39.461	41.158	31.525	219.5	9:29.648
6	2	1:54.466	40.406	42.231	31.829	215.1	11:38.389	6	2	1:52.749	39.826	41.450	31.473	219.5	11:22.397
7	2	1:55.567	40.890	42.228	32.449	214.2	13:33.956	7	2	1:52.910	39.737	41.327	31.846	219.0	13:15.307
8	2	1:54.819	40.425	42.485	31.909	215.1	15:28.775	8	2	1:53.504	39.916	41.461	32.127	219.5	15:08.811
9	2	1:55.221	40.878	42.298	32.045	215.1	17:23.996	9	2	1:53.137	39.809	41.533	31.795	218.6	17:01.948
10	2	1:58.209	41.379	44.142	32.688	215.5	19:22.205	10	2	1:52.681	39.574	41.589	31.518	219.0	18:54.629
11	2	1:59.379	41.547	45.390	32.442	213.8	21:21.584	11	2	1:53.155	39.870	41.351	31.934	218.6	20:47.784
12	2	1:57.677	41.279	44.193	32.205	213.0	23:19.261	12	2	1:53.304	39.836	41.770	31.698	218.6	22:41.088
13	2	1:58.427	40.747	45.683	31.997	216.0	25:17.688	13	2	1:53.906	39.633	42.370	31.903	218.1	24:34.994
14	2	1:57.247	40.909	44.233	32.105	215.1	27:14.935	14	2	1:54.264	40.480	41.819	31.965	218.6	26:29.258
15	2	1:56.520	41.939	42.829	31.752	214.2	29:11.455	15	2	1:55.034	40.497	42.799	31.738	218.1	28:24.292
16	2	1:55.643	40.491	42.971	32.181	216.0	31:07.098	16	2	1:53.545	39.887	42.269	31.389	218.6	30:17.837
17	2	1:56.108	40.967	43.020	32.121	215.1	33:03.206	17	2	1:54.231	39.860	41.989	32.382	219.5	32:12.068
18	2	2:01.771 P	41.228	42.810	37.733	214.7	35:04.977	18	2	1:53.390	39.819	41.654	31.917	218.1	34:05.458
19	1	4:46.883	3:31.096	43.594	32.193		39:51.860	19	2	1:53.750	40.310	41.751	31.689	219.5	35:59.208
20	1	1:56.743	40.737	43.592	32.414	215.5	41:48.603	20	2	1:56.229 P	39.882	41.705	34.642	220.4	37:55.437
21	1	1:58.217	40.608	45.393	32.216	215.1	43:46.820	21	1	3:55.869	2:39.145	44.370	32.354		41:51.306
22	1	1:57.889	40.790	43.818	33.281	216.8	45:44.709	22	1	1:55.818	40.676	42.985	32.157	218.1	43:47.124
23	1	1:56.620	41.785	42.735	32.100	218.1	47:41.329	23	1	1:58.108	40.731	43.831	33.546	219.0	45:45.232
24	1	1:56.941	41.877	43.138	31.926	217.7	49:38.270	24	1	1:56.308	41.494	42.801	32.013	220.4	47:41.540
25	1	1:55.268	40.338	42.628	32.302	216.4	51:33.538	25	1	1:55.347	40.780	42.774	31.793	221.3	49:36.887
26	1	1:55.013	40.417	42.609	31.987	217.3	53:28.551	26	1	1:55.482	40.299	42.929	32.254	218.1	51:32.369
27	1	1:54.712	40.313	42.473	31.926	216.8	55:23.263	27	1	1:54.732	40.264	42.505	31.963	218.1	53:27.101
28	1	1:57.366	40.639	42.571	34.156	217.7	57:20.629	28	1	1:55.813	40.344	42.836	32.633	217.7	55:22.914
29	1	1:59.045	40.914	45.845	32.286	219.0	59:19.674	29	1	1:57.145	40.684	42.599	33.862	218.1	57:20.059
30	1	1:54.812	40.791	42.448	31.573	218.1	1:01:14.486	30	1	2:00.034	41.278	45.822	32.934	217.3	59:20.093
31	1	1:57.588	40.447	44.671	32.470	217.7	1:03:12.074	31	1	1:56.743	40.727	43.706	32.310	221.7	1:01:16.836
32	1	1:56.592	41.247	42.811	32.534	218.1	1:05:08.666	32	1	1:57.139	41.156	43.321	32.662	219.5	1:03:13.975
33	1	1:57.099	40.893	44.177	32.029	217.3	1:07:05.765	33	1	2:07.952	40.179	44.213	43.560	218.6	1:05:21.927
34	1	1:57.584	41.622	43.093	32.869	216.8	1:09:03.349	34	1	1:58.597	41.405	44.353	32.839	216.4	1:07:20.524
35	1	1:58.119	40.782	44.317	33.020	217.7	1:11:01.468	35	1	1:59.735	41.790	44.528	33.417	217.7	1:09:20.259
								36	1	2:01.320	41.760	45.928	33.632	216.8	1:11:21.579





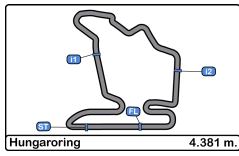
# Hungaroring GT Cup Open Europe Race - 1



## Analysis by Lap

Num	Lap Time	Gap	Num	Lap Time	Gap	Num	Lap Time	Gap	Num	Lap Time	Gap	Num	Lap Time	Gap
<b>Lap 1</b>			<b>Lap 8</b>			<b>Lap 15</b>			<b>Lap 22</b>			<b>Lap 29</b>		
26	1:57.266		26	1:52.136		26	1:54.291		44	1:53.766	2 Laps	24	1:51.233	
100	1:58.665	01.399	100	1:53.504	10.361	44	2:00.714	1 Lap	33	1:51.961	1 Lap	26	1:57.355	18.305
24	2:00.623	03.357	24	1:53.540	14.214	100	1:55.034	16.341	24	1:53.900	2:19.029	100	1:57.145	32.822
45	2:03.934	06.668	45	1:54.819	30.325	24	1:55.586	28.260	45	1:58.217	1 Lap	44	1:55.572	1 Lap
33	2:14.567	17.301	33	1:54.043	36.734	33	1:55.083	59.001	100	1:55.818	2:22.976	45	1:57.366	1 Lap
44	2:15.895	18.629	44	2:04.158	1:12.323	45	1:56.520	1:03.504	44	1:55.412	1 Lap	33	1:51.476	34.642
33	2:15.895	18.629							33	1:52.044	2:56.377			
<b>Lap 2</b>			<b>Lap 9</b>			<b>Lap 16</b>			<b>Lap 23</b>			<b>Lap 30</b>		
26	1:51.040		26	1:51.960		26	1:53.296		26	3:53.665		24	1:51.945	
100	1:51.736	02.095	100	1:53.137	11.538	44	2:07.318	1 Lap	24	1:52.249	17.613	26	1:55.887	22.247
24	1:52.999	05.316	24	1:53.494	15.748	100	1:53.545	16.590	45	1:57.889	1 Lap	44	1:53.716	1 Lap
45	1:55.245	10.873	45	1:55.221	33.586	24	1:58.736	33.700	100	1:58.108	27.419	33	1:53.765	36.462
33	1:54.794	21.055	33	1:54.874	39.648	33	2:00.053	1:05.758	44	1:53.314	1 Lap	45	1:59.045	1 Lap
44	1:58.157	25.746	44	2:02.970	1:23.333	45	1:55.643	1:05.851	33	1:51.205	53.917	100	2:00.034	40.911
44	1:58.157	25.746												
<b>Lap 3</b>			<b>Lap 10</b>			<b>Lap 17</b>			<b>Lap 24</b>			<b>Lap 31</b>		
26	1:51.228		26	1:53.563		26	1:55.170		26	1:58.716		24	1:51.651	
100	1:54.009	04.876	100	1:52.681	10.656	100	1:54.231	15.651	24	1:51.420	10.317	26	1:57.341	27.937
24	1:53.039	07.127	24	1:54.166	16.351	45	1:56.108	1:06.789	45	1:56.620	1 Lap	33	1:52.139	36.950
45	1:54.909	14.554	45	1:58.209	38.232				100	1:56.308	25.011	44	1:55.443	1 Lap
33	1:55.068	24.895	33	1:54.324	40.409				44	1:55.841	1 Lap	45	1:54.812	1 Lap
44	1:57.561	32.079	44	1:58.285	1:28.055				33	1:51.956	47.157	100	1:56.743	46.003
44	1:57.561	32.079												
<b>Lap 4</b>			<b>Lap 11</b>			<b>Lap 18</b>			<b>Lap 25</b>			<b>Lap 32</b>		
26	1:51.360		26	1:52.226		26	1:52.771		26	1:59.353		24	1:51.907	
100	1:53.094	06.610	100	1:53.155	11.585	100	1:53.390	16.270	24	1:51.939	02.903	26	1:57.060	33.090
24	1:52.455	08.222	24	1:54.034	18.159	24	1:52.771	1:15.789	100	1:55.347	21.005	33	1:51.720	36.763
45	1:54.674	17.868	45	1:59.379	45.385	24	3:54.895	1 Lap	45	1:56.941	1 Lap	44	1:53.942	1 Lap
33	1:54.768	28.303	33	1:57.305	45.488	44	4:14.245	2 Laps	44	1:53.517	1 Lap	45	1:57.588	1 Lap
44	1:56.424	37.143	44	1:58.466	1:34.295	45	3:52.440	1 Lap	33	1:51.794	39.598	100	1:57.139	51.235
44	1:56.424	37.143												
<b>Lap 5</b>			<b>Lap 12</b>			<b>Lap 19</b>			<b>Lap 26</b>			<b>Lap 33</b>		
26	1:51.931		26	1:52.708		26	1:52.292		24	1:52.306		24	1:51.472	
100	1:52.144	06.823	100	1:53.304	12.181	100	1:53.750	17.728	26	2:00.433	05.224	26	1:55.110	36.728
24	1:52.704	08.995	24	1:54.987	20.438	24	1:49.258	1 Lap	100	1:55.482	21.278	33	1:51.687	36.978
45	1:55.161	21.098	33	1:56.628	49.408	44	1:52.796	2 Laps	45	1:55.268	1 Lap	44	1:55.564	1 Lap
33	1:54.712	31.084	45	1:57.677	50.354	33	1:52.535	1 Lap	44	1:53.517	1 Lap	45	1:56.592	1 Lap
44	2:01.157	46.369	44	1:58.932	1:40.519				33	1:51.794	39.598	100	1:57.139	51.235
44	2:01.157	46.369												
<b>Lap 6</b>			<b>Lap 13</b>			<b>Lap 20</b>			<b>Lap 27</b>			<b>Lap 34</b>		
26	1:51.643		26	1:52.400		26	1:52.840		24	1:52.199		24	1:51.767	
100	1:52.749	07.929	100	1:53.906	13.687	100	1:56.229	21.117	26	1:56.269	09.294	33	1:53.118	38.329
24	1:53.342	10.694	24	1:55.201	23.239	24	1:49.420	1 Lap	100	1:54.732	23.811	26	1:59.688	44.649
45	1:54.466	23.921	33	1:56.299	53.307	44	1:54.088	2 Laps	45	1:55.013	1 Lap	44	1:54.222	1 Lap
33	1:53.468	32.909	45	1:58.427	56.381	33	1:52.050	1 Lap	44	1:53.593	1 Lap	45	1:57.099	1 Lap
44	1:58.344	53.070	44	1:59.606	1:47.725				33	1:51.000	34.553	100	1:58.597	1:14.545
44	1:58.344	53.070												
<b>Lap 7</b>			<b>Lap 14</b>			<b>Lap 21</b>			<b>Lap 28</b>			<b>Lap 35</b>		
26	1:51.846		26	1:52.353		26	1:53.318		24	1:52.714		24	1:52.048	
100	1:52.910	08.993	100	1:54.264	15.598	45	4:46.883	2 Laps	26	1:55.603	12.183	33	1:52.191	38.472
24	1:53.962	12.810	24	1:56.079	26.965	24	1:49.576	1 Lap	100	1:55.813	26.910	26	1:57.284	49.885
45	1:55.567	27.642	33	1:57.255	58.209	44	1:53.861	2 Laps	45	1:54.712	1 Lap	44	1:55.091	1 Lap
33	1:53.764	34.827	45	1:57.247	1:01.275	44	1:52.490	1 Lap	44	1:53.418	1 Lap	45	1:57.584	1 Lap
44	1:59.077	1:00.301							33	1:52.560	34.399	100	1:59.735	1:22.232
44	1:59.077	1:00.301												
<b>Lap 8</b>			<b>Lap 15</b>			<b>Lap 22</b>			<b>Lap 29</b>			<b>Lap 36</b>		
26	1:52.136		26	1:54.291		26	1:56.510		24	1:51.233		24	1:51.945	
100	1:53.504	10.361	44	2:00.714	1 Lap	45	1:56.743	2 Laps	26	1:57.355	18.305	26	1:55.887	22.247
24	1:53.540	14.214	100	1:55.034	16.341	24	1:49.576	1 Lap	100	1:57.145	32.822	44	1:53.716	1 Lap
45	1:54.819	30.325	24	1:55.586	28.260	44	1:53.861	2 Laps	44	1:55.572	1 Lap	33	1:53.765	36.462
33	1:54.043	36.734	33	1:55.083	59.001	33	1:52.490	1 Lap	45	1:57.366	1 Lap	45	1:59.045	1 Lap
44	2:04.158	1:12.323	45	1:56.520	1:03.504				33	1:51.476	34.642	100	2:00.034	40.911
44	2:04.158	1:12.323												





**Hungaroring**  
**GT Cup Open Europe**  
**Race - 1**  
**Analysis by Lap**



Num	Lap Time	Gap
-----	----------	-----

**Lap 36**

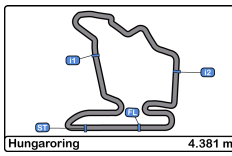
24	1:52.013	
33	1:53.533	39.992
44	1:58.559	1 Lap
26	2:00.411	58.283
45	1:58.119	1 Lap
100	2:01.320	1:31.539

Num	Lap Time	Gap
-----	----------	-----

**Lap 37**

24	1:51.925	
----	----------	--





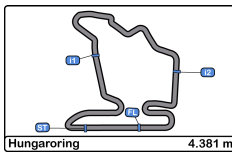
**Hungaroring**  
**GT Cup Open Europe**  
**Race - 1**



**Best Sectors Results**





Sector - 1				Sector - 2				Sector - 3				Ideal Lap vs Best Lap			
Clas	Nº	Driver	Time	Nº	Driver	Time	Nº	Driver	Time	Clas	Nº	Driver	Ideal Lap	Best Lap	Clas
1	24	Blazek - Lisowski	38.717	24	Blazek - Lisowski	40.126	24	Blazek - Lisowski	30.354	1	24	Blazek - Lisowski	1:49.197	1:49.258	1
2	26	Darmetko - Janosz	39.216	33	Magdziarz - Pijl	40.827	33	Magdziarz - Pijl	30.724	2	33	Magdziarz - Pijl	1:50.859	1:51.000	2
3	33	Magdziarz - Pijl	39.308	100	Dwernicki - Antoszewski	40.982	26	Darmetko - Janosz	30.776	3	26	Darmetko - Janosz	1:50.990	1:51.040	3
4	100	Dwernicki - Antoszewski	39.461	26	Darmetko - Janosz	40.998	100	Dwernicki - Antoszewski	31.131	4	100	Dwernicki - Antoszewski	1:51.574	1:51.736	4
5	44	Pisani - Bozzoni	39.567	44	Pisani - Bozzoni	41.901	44	Pisani - Bozzoni	31.208	5	44	Pisani - Bozzoni	1:52.676	1:52.796	5
6	45	Speakerwas - Karpi	40.313	45	Speakerwas - Karpi	42.228	45	Speakerwas - Karpi	31.573	6	45	Speakerwas - Karpi	1:54.114	1:54.466	6



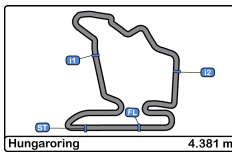


**Hungaroring**  
**GT Cup Open Europe**  
**Race - 1**  
**Leader Sequence**



Nº	Entrant/Team	Nat	Driver 1	Nat	Driver 2	Nat	Vehicle	Cat	Start Lap	End Lap	Laps	Total Laps
26	Q1 by EMG Motorsport	 BEL	Maciej Darmetko	 POL	<u>Artur Janosz</u>	 POL	Porsche 911 GT3 Cup gen 2	PROAM	1	25	25	25
24	A&P Racing Team PTT Tech Support	 POL	<u>Maciej Blazek</u>	 POL	Mateusz Lisowski	 POL	Porsche 991 GT3 Cup gen 2	PROAM	26	37	12	12





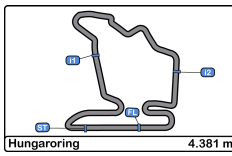
**Hungaroring**  
**GT Cup Open Europe**  
**Race - 1**  
**Best 5 Lap Times**



Cl	N°	Entrant/Team	Nat	Driver 1	Nat	Driver 2	Nat	Vehicle	Cat	Cl	Best 1		Best 2		Best 3		Best 4		Best 5	
											Time	Lap	Time	Lap	Time	Lap	Time	Lap	Time	Lap
1	24	A&P Racing Team PTT Tech Support	POL	<b>Maciej Blazek</b>	POL	Mateusz Lisowski	POL	Porsche 991 GT3 Cup gen 2	PROAM	1	<b>1:49.258</b>	18	1:49.420	19	1:49.576	20	1:51.181	21	1:51.233	29
2	33	Alda Motorsport	POL	<b>Tomasz Maqdziarz</b>	POL	Daan Pijl	NLD	Porsche 911 GT3 Cup gen 2	PROAM	2	<b>1:51.000</b>	27	1:51.205	23	1:51.363	26	1:51.476	29	1:51.687	33
3	26	Q1 by EMG Motorsport	BEL	Maciej Darmetko	POL	<b>Artur Janosz</b>	POL	Porsche 911 GT3 Cup gen 2	PROAM	3	<b>1:51.040</b>	2	1:51.228	3	1:51.360	4	1:51.643	6	1:51.846	7
4	100	Alda Motorsport	POL	Jakub Dwernicki	POL	<b>Jan Antoszewski</b>	POL	Porsche 911 GT3 Cup gen 2	PROAM	4	<b>1:51.736</b>	2	1:52.144	5	1:52.681	10	1:52.749	6	1:52.910	7
5	44	Eugenio Pisani/CAME Racing Team	ITA	Eugenio Pisani	ITA	<b>Stefano Bozzoni</b>	ITA	Porsche 911 GT3 Cup gen 1	PROAM	5	<b>1:52.796</b>	17	1:53.314	22	1:53.418	27	1:53.517	24	1:53.593	26
6	45	Mark Speakerwas/CAME Racing	ITA	Mark Speakerwas	ITA	<b>Peter Karpi</b>	HUN	Porsche 911 GT3 Cup gen 1	AM	1	<b>1:54.466</b>	6	1:54.674	4	1:54.712	27	1:54.812	30	1:54.819	8





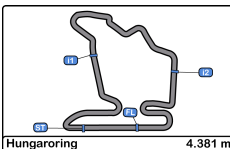


**Hungaroring**  
**GT Cup Open Europe**  
**Race - 1**  
**Best 5 Top Speeds**



Cl	N°	Entrant/Team	Nat	Driver 1	Nat	Driver 2	Nat	Vehicle	Cat	Cl	Top 1		Top 2		Top 3		Top 4		Top 5		Avg
											Km/h	Lap	Km/h	Lap	Km/h	Lap	Km/h	Lap	Km/h	Lap	
1	24	A&P Racing Team PTT Tech Support	POL	<b>Maciej Blazek</b>	POL	Mateusz Lisowski	POL	Porsche 991 GT3 Cup gen 2	PROAM	1	<b>226.4</b>	24	225.4	5	225.4	6	225.4	8	225.0	10	225.5
2	33	Alda Motorsport	POL	<b>Tomasz Maqdziarz</b>	POL	Daan Pijl	NED	Porsche 911 GT3 Cup gen 2	PROAM	2	<b>223.1</b>	34	220.8	25	220.8	32	220.8	33	220.4	24	221.2
3	100	Alda Motorsport	POL	Jakub Dwernicki	POL	<b>Jan Antoszewski</b>	POL	Porsche 911 GT3 Cup gen 2	PROAM	3	<b>221.7</b>	31	221.3	25	220.4	20	220.4	24	219.9	2	220.7
4	26	Q1 by EMG Motorsport	BEL	Maciej Darmetko	POL	<b>Artur Janosz</b>	POL	Porsche 911 GT3 Cup gen 2	PROAM	4	<b>221.3</b>	20	220.8	11	220.8	18	220.8	19	220.4	2	220.8
5	44	Eugenio Pisani/CAME Racing Team	ITA	Eugenio Pisani	ITA	<b>Stefano Bozzoni</b>	ITA	Porsche 911 GT3 Cup gen 1	PROAM	5	<b>219.9</b>	29	218.6	24	218.6	31	218.6	32	218.1	28	218.8
6	45	Mark Speakerwas/CAME Racing	ITA	Mark Speakerwas	ITA	<b>Peter Karp</b>	HUN	Porsche 911 GT3 Cup gen 1	AM	1	<b>219.0</b>	29	218.1	23	218.1	30	218.1	32	217.7	24	218.2











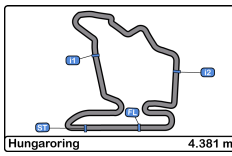
**Hungaroring**  
**GT Cup Open Europe**  
**Race - 1**



**Fastest Laps Sequence**

Lap	Time of Day	Session Time	N°	Entrant/Team	Nat	Driver 1	Nat	Driver 2	Nat	Vehicle	Cat	Time	Km/h
2	15:12:04.848	2:04.848	26	Q1 by EMG Motorsport	 BEL	Maciej Darmetko	 POL	<u>Artur Janosz</u>	 POL	Porsche 911 GT3 Cup gen 2	PROAM	<b>1:51.040</b>	142.0
18	15:44:35.641	34:35.641	24	A&P Racing Team PTT Tech Support	 POL	<u>Maciej Blazek</u>	 POL	Mateusz Lisowski	 POL	Porsche 991 GT3 Cup gen 2	PROAM	<b>1:49.258</b>	144.3





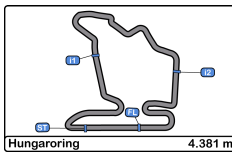
**Hungaroring**  
**GT Cup Open Europe**  
**Race - 1**



**Event Best Maximum Speed**

N°	Entrant/Team	Nat	Driver 1	Nat	Driver 2	Nat	Vehicle	Cat	Km/h	Session
24	A&P Racing Team PTT Tech Support		Maciej Blazek		Mateusz Lisowski		Porsche 991 GT3 Cup gen 2	PROAM	226.4	Race - 1
33	Alda Motorsport		Tomasz Magdziarz		Daan Pijl		Porsche 911 GT3 Cup gen 2	PROAM	223.1	Race - 1
26	Q1 by EMG Motorsport		Maciej Darmetko		Artur Janosz		Porsche 911 GT3 Cup gen 2	PROAM	222.6	Free Practice - 2
100	Alda Motorsport		Jakub Dwernicki		Jan Antoszewski		Porsche 911 GT3 Cup gen 2	PROAM	222.2	Free Practice - 2
45	Mark Speakerwas/CAME Racing Team		Mark Speakerwas		Peter Karpi		Porsche 911 GT3 Cup gen 1	AM	220.8	Free Practice - 2
44	Eugenio Pisani/CAME Racing Team		Eugenio Pisani		Stefano Bozzoni		Porsche 911 GT3 Cup gen 1	PROAM	219.9	Race - 1



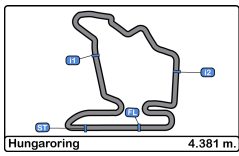


**Hungaroring**  
**GT Cup Open Europe**  
**Race - 1**  
**Lap Chart**



			LAP																																			
Nr	Po	Grid	1	2	3	4	5	6	7	8	9	10	11	12	13	14	15	16	17	18	19	20	21	22	23	24	25	26	27	28	29	30	31	32	33	34	35	
26	1	26	26	26	26	26	26	26	26	26	26	26	26	26	26	26	26	26	26	26	26	26	26	26	26	26	26	24	24	24	24	24	24	24	24	24	24	24
33	2	33	100	100	100	100	100	100	100	100	100	100	100	100	100	100	100	100	100	100	100	100	24	24	24	24	24	26	26	26	26	26	26	26	26	26	33	33
100	3	100	24	24	24	24	24	24	24	24	24	24	24	24	24	24	24	45	45	24	24	100	100	100	100	100	100	100	100	100	33	33	33	33	33	26	26	
24	4	24	45	45	45	45	45	45	45	45	45	45	45	33	33	33	33	33	24	24	33	33	33	33	33	33	33	33	33	33	100	100	100	100	100	100	100	
45	5	45	33	33	33	33	33	33	33	33	33	33	33	45	45	45	45	45	33	33	45	45	45	45	45	45	45	45	45	44	44	44	44	44	44	44	44	
44	6	44	44	44	44	44	44	44	44	44	44	44	44	44	44	44	44	44	44	44	44	44	44	44	44	44	44	44	44	45	45	45	45	45	45	45	45	





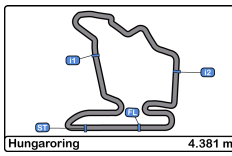
**Hungaroring**  
**GT Cup Open Europe**  
**Race - 1**  
**Lap Chart**



**LAP**

Nr	Po	36	37
26	1	24	24
33	2	33	
100	3	26	
24	4	100	
45	5		
44	6		

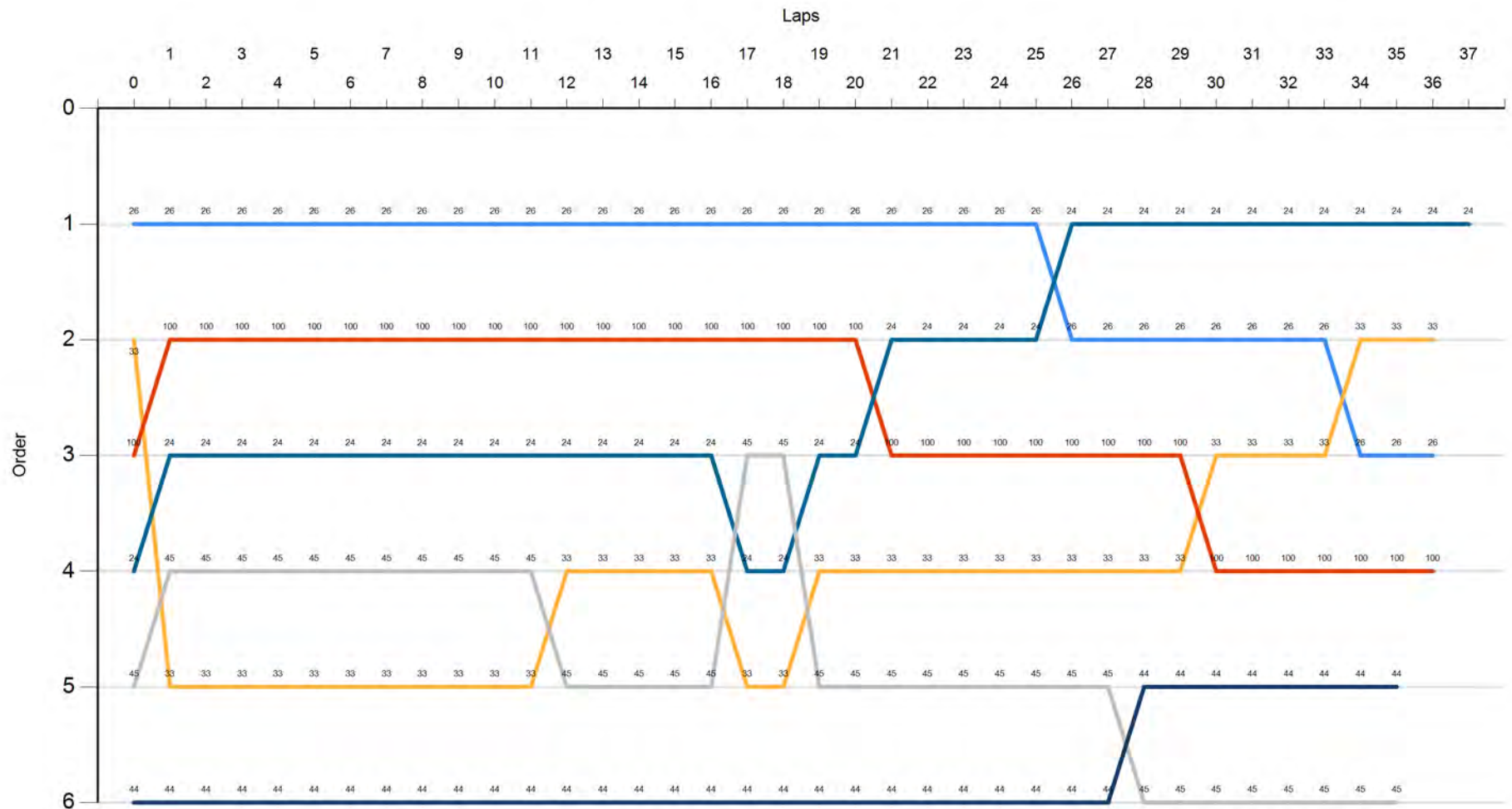


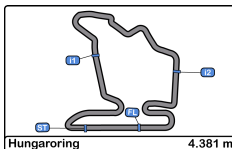


**Hungaroring**  
**GT Cup Open Europe**  
**Race - 1**  
**Graphic Lap Chart**



- 26
- 33
- 100
- 24
- 45
- 44





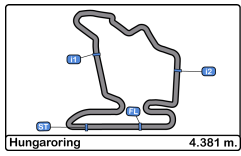
**Hungaroring**  
**GT Cup Open Europe**  
**Race - 1**  
**Pit Stop Analysis**



Hungaroring 4.381 m.

Nr.	In Day Time	Entrant/Team	Nat	Driver 1	Nat	Driver 2	Nat	Vehicle	Cat	In Time	Stop N°	Pit Time	Handicap	Penalty
44	15:38:31.285	Eugenio Pisani/CAME Racing Te	ITA	Eugenio Pisani	ITA	<b>Stefano Bozzoni</b>	ITA	Porsche 911 GT3 Cup gen 1	PROAM	30:14.743	1	2:24.497	2:00	
24	15:38:48.887	A&P Racing Team PTT Tech Su	POL	<b>Maciej Blazek</b>	POL	Mateusz Lisowski	POL	Porsche 991 GT3 Cup gen 2	PROAM	30:32.345	1	2:09.746	2:05	
33	15:39:20.899	Alda Motorsport	POL	<b>Tomasz Magdziarz</b>	POL	Daan Pijl	NLD	Porsche 911 GT3 Cup gen 2	PROAM	31:04.357	1	2:03.139	2:00	
45	15:43:18.982	Mark Speakerwas/CAME Racing	ITA	Mark Speakerwas	ITA	<b>Peter Karpi</b>	HUN	Porsche 911 GT3 Cup gen 1	AM	35:02.440	1	2:54.948	2:00	
100	15:46:09.377	Alda Motorsport	POL	Jakub Dwernicki	POL	<b>Jan Antoszewski</b>	POL	Porsche 911 GT3 Cup gen 2	PROAM	37:52.835	1	2:01.214	2:00	
26	15:49:38.035	Q1 by EMG Motorsport	BEL	Maciej Darmetko	POL	<b>Artur Janosz</b>	POL	Porsche 911 GT3 Cup gen 2	PROAM	41:21.494	1	2:01.137	2:00	

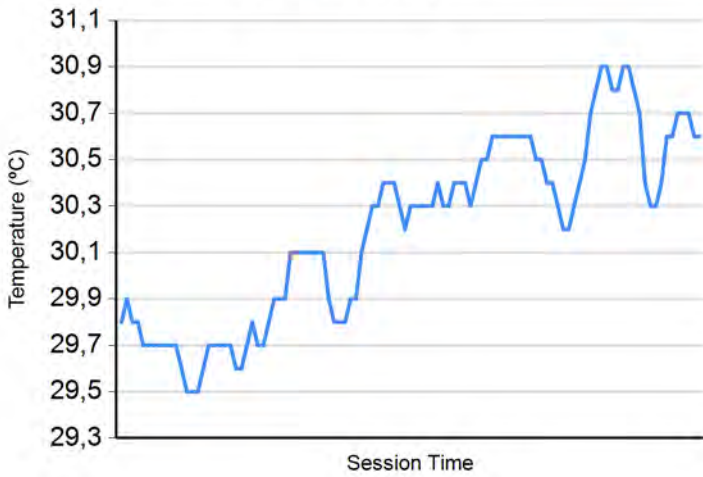




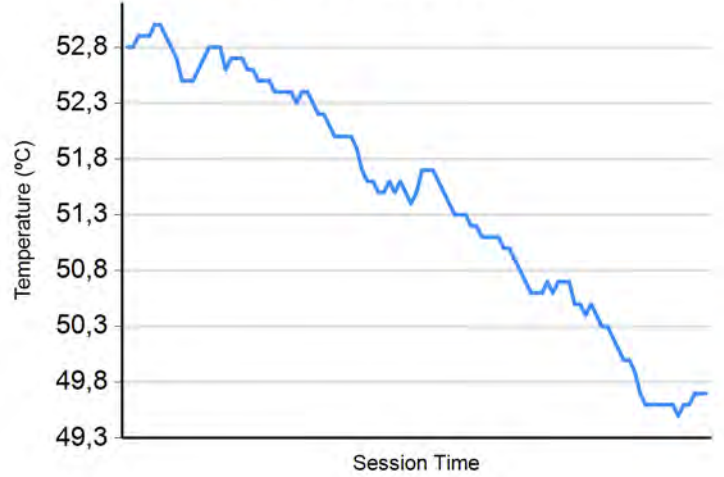
**Hungaroring**  
**GT Cup Open Europe**  
**Race - 1**  
**Weather Report**



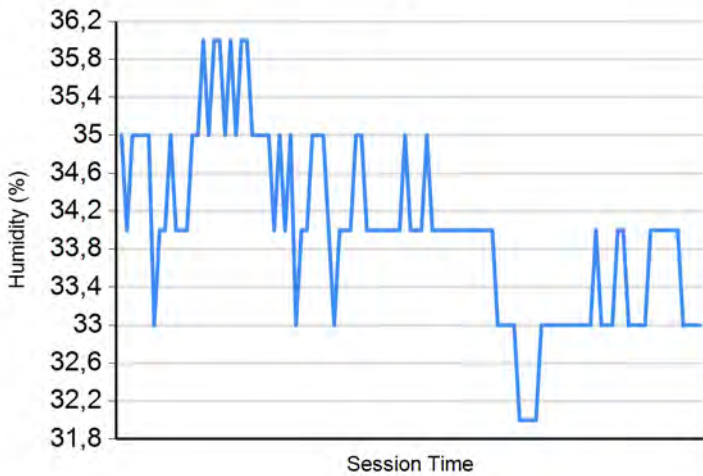
**Air Temperature**



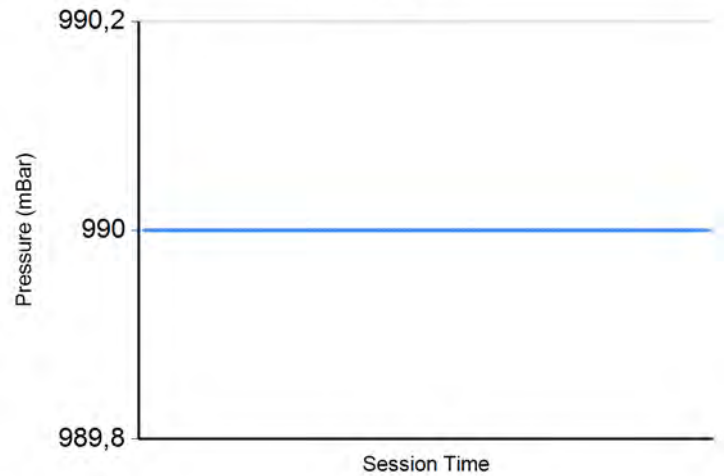
**Track Temperature**



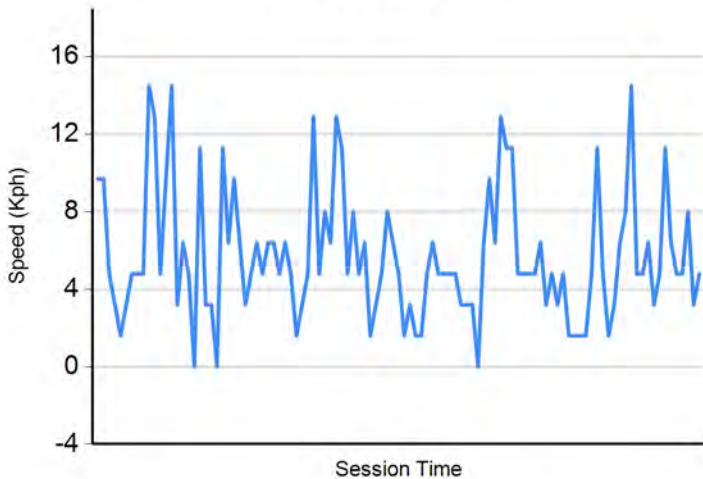
**Humidity**



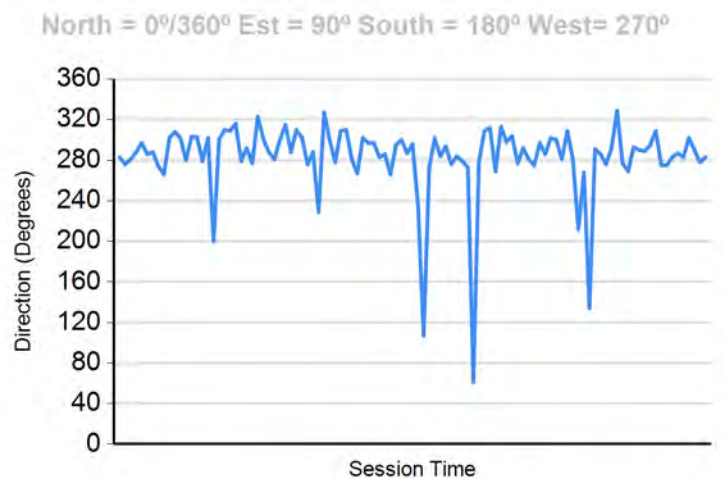
**Pressure**



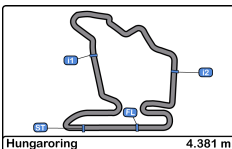
**Wind Speed**



**Wind direction**







**Hungaroring**  
**GT Cup Open Europe**  
**Qualifying - 2 Driver - 2**  
**Provisional Results**



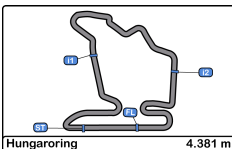
Cls	Nº	Entrant/Team	Nat	Driver 1	Nat	Driver 2	Nat	Vehicle	Cat	Cls	Laps	Best	Time	Gap	Interval	Km/h
1	24	A&P Racing Team PTT Tech Support		Maciej Blazek		<u>Mateusz Lisowski</u>		Porsche 991 GT3 Cup gen 2	PROAM	1	11	10	1:48.012			146.0
2	33	Alda Motorsport		Tomasz Magdziarz		<u>Daan Pijl</u>		Porsche 911 GT3 Cup gen 2	PROAM	2	12	7	1:49.823	1.811	1.811	143.6
3	44	Eugenio Pisani/CAME Racing Team		<u>Eugenio Pisani</u>		Stefano Bozzoni		Porsche 911 GT3 Cup gen 1	PROAM	3	15	7	1:50.680	2.668	0.857	142.4
4	45	Mark Speakerwas/CAME Racing		<u>Mark Speakerwas</u>		Peter Karpi		Porsche 911 GT3 Cup gen 1	AM	1	14	10	1:51.419	3.407	0.739	141.5
5	26	Q1 by EMG Motorsport		<u>Maciej Darmetko</u>		Artur Janosz		Porsche 911 GT3 Cup gen 2	PROAM	4	9	7	1:52.280	4.268	0.861	140.4
6	100	Alda Motorsport		<u>Jakub Dwernicki</u>		Jan Antoszewski		Porsche 911 GT3 Cup gen 2	PROAM	5	7	6	1:54.142	6.130	1.862	138.1

Published at:.....

Track Temp: 30.9 °C Air Temp: 24.6 °C Humidity: 70 % Track Status: DRY

<b>Stewards:</b>	<b>Race Director:</b>	<b>Timekeeper:</b> Luis Angel Garcia Nuñez JOB/I-0020-ESP
------------------	-----------------------	-----------------------------------------------------------------





**Hungaroring**  
**GT Cup Open Europe**  
**Qualifying - 2 Driver - 2**  
**Provisional Results by Category**



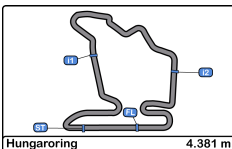
Cls	Nº	Entrant/Team	Nat	Driver 1	Nat	Driver 2	Nat	Vehicle	Cat	Cls	Laps	Best	Time	Gap	Interval	Km/h
<b>PROAM</b>																
1	24	A&P Racing Team PTT Tech Support	POL	Maciej Blazek	POL	<u>Mateusz Lisowski</u>	POL	Porsche 991 GT3 Cup gen 2	PROAM	1	11	10	1:48.012			146.0
2	33	Alda Motorsport	POL	Tomasz Magdziarz	POL	<u>Daan Pijl</u>	NLD	Porsche 911 GT3 Cup gen 2	PROAM	2	12	7	1:49.823	1.811	1.811	143.6
3	44	Eugenio Pisani/CAME Racing Team	ITA	<u>Eugenio Pisani</u>	ITA	Stefano Bozzoni	ITA	Porsche 911 GT3 Cup gen 1	PROAM	3	15	7	1:50.680	2.668	0.857	142.4
4	26	Q1 by EMG Motorsport	BEL	<u>Maciej Darmetko</u>	POL	Artur Janosz	POL	Porsche 911 GT3 Cup gen 2	PROAM	4	9	7	1:52.280	4.268	1.600	140.4
5	100	Alda Motorsport	POL	<u>Jakub Dwernicki</u>	POL	Jan Antoszewski	POL	Porsche 911 GT3 Cup gen 2	PROAM	5	7	6	1:54.142	6.130	1.862	138.1
<b>AM</b>																
1	45	Mark Speakerwas/CAME Racing	ITA	<u>Mark Speakerwas</u>	ITA	Peter Karpi	HUN	Porsche 911 GT3 Cup gen 1	AM	1	14	10	1:51.419			141.5

Published at:.....

Track Temp: 30.9 °C Air Temp: 24.6 °C Humidity: 70 % Track Status: DRY

<b>Stewards:</b>	<b>Race Director:</b>	<b>Timekeeper:</b> Luis Angel Garcia Nuñez JOB/I-0020-ESP
------------------	-----------------------	--------------------------------------------------------------





**Hungaroring**  
**GT Cup Open Europe**  
**Qualifying - 2 Driver - 2**  
**Provisional Results by Class**



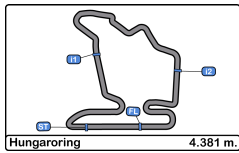
Cls	Nº	Entrant/Team	Nat	Driver 1	Nat	Driver 2	Nat	Vehicle	Cat	Cls	Laps	Best	Time	Gap	Interval	Km/h
<b>GT Open Cup Europe</b>																
1	24	A&P Racing Team PTT Tech Support	POL	Maciej Blazek	POL	<u>Mateusz Lisowski</u>	POL	Porsche 991 GT3 Cup gen 2	PROAM	1	11	10	1:48.012			146.0
2	33	Alda Motorsport	POL	Tomasz Magdziarz	POL	<u>Daan Pijl</u>	NLD	Porsche 911 GT3 Cup gen 2	PROAM	2	12	7	1:49.823	1.811	1.811	143.6
3	44	Eugenio Pisani/CAME Racing Team	ITA	<u>Eugenio Pisani</u>	ITA	Stefano Bozzoni	ITA	Porsche 911 GT3 Cup gen 1	PROAM	3	15	7	1:50.680	2.668	0.857	142.4
4	45	Mark Speakerwas/CAME Racing	ITA	<u>Mark Speakerwas</u>	ITA	Peter Karpi	HUN	Porsche 911 GT3 Cup gen 1	AM	1	14	10	1:51.419	3.407	0.739	141.5
5	26	Q1 by EMG Motorsport	BEL	<u>Maciej Darmetko</u>	POL	Artur Janosz	POL	Porsche 911 GT3 Cup gen 2	PROAM	4	9	7	1:52.280	4.268	0.861	140.4
6	100	Alda Motorsport	POL	<u>Jakub Dwernicki</u>	POL	Jan Antoszewski	POL	Porsche 911 GT3 Cup gen 2	PROAM	5	7	6	1:54.142	6.130	1.862	138.1

Published at:.....

Track Temp: 30.9 °C Air Temp: 24.6 °C Humidity: 70 % Track Status: DRY

<b>Stewards:</b>	<b>Race Director:</b>	<b>Timekeeper:</b> Luis Angel García Nuñez JOB/I-0020-ESP
------------------	-----------------------	--------------------------------------------------------------





**Hungaroring**  
**GT Cup Open Europe**  
**Qualifying - 2 Driver - 2**  
**Lap Analysis**



**24** Maciej Blazek Porsche 991 GT3 Cup gen 2 **44** Eugenio Pisani Porsche 911 GT3 Cup gen 1

PROAM Mateusz Lisowski A&P Racing Team PTT Tech							PROAM Stefano Bozzoni CAME Racing Team								
Lap	D	Time	Sector 1	Sector 2	Sector 3	T. Spd	Elapsed	Lap	D	Time	Sector 1	Sector 2	Sector 3	T. Spd	Elapsed
1	2	9:03:22.366	9:02:06.754	43.990	31.622		9:03:22.366	1	1	9:02:47.593	9:01:15.989	56.535	35.069		9:02:47.593
2	2	1:50.214	39.080	40.777	30.357	225.4	9:05:12.580	2	1	1:53.903	40.458	42.191	31.254	219.0	9:04:41.496
3	2	1:56.459	38.749	44.224	33.486	225.9	9:07:09.039	3	1	1:52.229	39.708	41.654	30.867	219.9	9:06:33.725
4	2	1:49.173	38.591	40.227	30.355	227.3	9:08:58.212	4	1	1:53.833	39.663	43.231	30.939	219.9	9:08:27.558
5	2	1:50.078	38.945	40.533	30.600	226.8	9:10:48.290	5	1	1:57.231	39.377	43.721	34.133	219.9	9:10:24.789
6	2	<del>1:50.049</del>	38.682	40.515	30.822	226.4	9:12:38.309	6	1	<del>1:50.984</del>	39.303	40.842	30.836	219.9	9:12:15.770
7	2	2:00.224 P	38.739	44.001	37.484	226.4	9:14:38.533	7	1	<b>1:50.680</b>	<b>39.004</b>	40.830	30.846	219.9	9:14:06.450
8	2	7:45.093	6:31.140	42.613	31.340		9:22:23.626	8	1	1:55.508 P	39.246	40.908	35.354	219.9	9:16:01.958
9	2	1:48.336	38.294	39.928	30.114	225.4	9:24:11.962	9	1	3:44.968	2:28.611	42.957	33.400		9:19:46.926
10	2	<b>1:48.012</b>	<b>38.179</b>	<b>39.833</b>	<b>30.000</b>	226.4	9:25:59.974	10	1	1:50.774	39.220	<b>40.771</b>	<b>30.783</b>	220.4	9:21:37.700
11	2	2:10.089 P	46.602	45.812	37.675	212.1	9:28:10.063	11	1	1:50.920	39.139	40.945	30.836	221.3	9:23:28.620

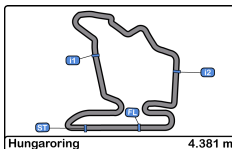
**26** Maciej Darmetko Porsche 911 GT3 Cup gen 2

PROAM Artur Janosz Q1 by EMG Motorsport							<b>45</b> Mark Speakerwas Porsche 911 GT3 Cup gen 1								
Lap	D	Time	Sector 1	Sector 2	Sector 3	T. Spd	Elapsed	Lap	D	Time	Sector 1	Sector 2	Sector 3	T. Spd	Elapsed
1	1	9:02:41.238	9:01:19.765	48.142	33.331		9:02:41.238	1	1	9:02:59.134	9:01:31.760	51.319	36.055		9:02:59.134
2	1	1:55.859	41.487	42.538	31.834	219.9	9:04:37.097	2	1	2:00.965	42.958	45.627	32.380	202.6	9:05:00.099
3	1	1:53.677	40.172	42.244	31.261	220.4	9:06:30.774	3	1	1:53.898	40.541	41.847	31.510	217.7	9:06:53.997
4	1	2:20.468 P	41.781	55.559	43.128	220.8	9:08:51.242	4	1	<del>1:54.895</del>	40.105	42.189	32.601	219.5	9:08:48.892
5	1	8:01.583	6:46.572	43.523	31.488		9:16:52.825	5	1	1:54.972	40.668	42.275	32.029	219.0	9:10:43.864
6	1	1:54.960	40.847	41.606	32.507	221.3	9:18:47.785	6	1	1:52.203	39.696	41.271	31.236	219.9	9:12:36.067
7	1	<b>1:52.280</b>	39.678	41.405	<b>31.197</b>	222.2	9:20:40.065	7	1	1:52.373	39.446	41.547	31.380	218.6	9:14:28.440
8	1	1:53.879	<b>39.479</b>	<b>41.377</b>	33.023	223.1	9:22:33.944	8	1	1:59.441 P	39.673	41.421	38.347	220.4	9:16:27.881
9	1	2:00.044 P	40.002	41.719	38.323	221.7	9:24:33.988	9	1	3:22.216	2:07.132	43.166	31.918		9:19:50.097

**33** Tomasz Magdziarz Porsche 911 GT3 Cup gen 2

PROAM Daan Pijl Alda Motorsport							<b>100</b> Jakub Dwernicki Porsche 911 GT3 Cup gen 2								
Lap	D	Time	Sector 1	Sector 2	Sector 3	T. Spd	Elapsed	Lap	D	Time	Sector 1	Sector 2	Sector 3	T. Spd	Elapsed
1	2	9:02:22.504	9:01:00.726	47.870	33.908		9:02:22.504	1	1	9:02:23.032	9:00:59.442	47.975	35.615		9:02:23.032
2	2	1:55.561	41.341	42.915	31.305	217.7	9:04:18.065	2	1	1:56.562	41.596	43.065	31.901	216.8	9:04:19.594
3	2	1:50.949	39.437	40.661	30.851	219.5	9:06:09.014	3	1	1:54.614	40.406	42.472	31.736	219.9	9:06:14.208
4	2	1:50.294	39.276	40.492	30.526	220.8	9:07:59.308	4	1	1:54.182	40.007	42.878	<b>31.297</b>	221.7	9:08:08.390
5	2	1:50.137	39.093	40.573	30.471	221.3	9:09:49.445	5	1	<del>1:53.750</del>	40.033	<b>41.961</b>	31.756	220.4	9:10:02.140
6	2	1:51.155	39.207	41.436	30.512	221.7	9:11:40.600	6	1	<b>1:54.142</b>	<b>39.930</b>	42.074	32.138	220.4	9:11:56.282
7	2	<b>1:49.823</b>	39.057	40.273	30.493	222.2	9:13:30.423	7	1	2:03.497 P	40.163	45.015	38.319	220.4	9:13:59.779
8	2	1:53.544 P	38.938	40.502	34.104	222.2	9:15:23.967								
9	2	9:07.481	7:46.225	47.596	33.660		9:24:31.448								
10	2	1:56.686	43.397	41.707	31.582	171.4	9:26:28.134								
11	2	<del>1:49.372</del>	<b>38.810</b>	<b>40.196</b>	<b>30.366</b>	223.1	9:28:17.506								
12	2	2:26.576 P	42.315	55.041	49.220	222.6	9:30:44.082								



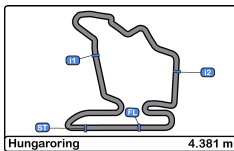


**Hungaroring**  
**GT Cup Open Europe**  
**Qualifying - 2 Driver - 2**  
**Best Sectors Results**



		Sector - 1			Sector - 2			Sector - 3			Ideal Lap vs Best Lap				
Clas	Nº	Driver	Time	Nº	Driver	Time	Nº	Driver	Time	Clas	Nº	Driver	Ideal Lap	Best Lap	Clas
1	24	Mateusz Lisowski	38.179	24	Mateusz Lisowski	39.833	24	Mateusz Lisowski	30.000	1	24	Mateusz Lisowski	1:48.012	1:48.012	1
2	33	Daan Pijl	38.810	33	Daan Pijl	40.196	33	Daan Pijl	30.366	2	33	Daan Pijl	1:49.372	1:49.823	2
3	44	Eugenio Pisani	39.004	44	Eugenio Pisani	40.771	44	Eugenio Pisani	30.783	3	44	Eugenio Pisani	1:50.558	1:50.680	3
4	45	Mark Speakerwas	39.371	45	Mark Speakerwas	41.084	45	Mark Speakerwas	30.912	4	45	Mark Speakerwas	1:51.367	1:51.419	4
5	26	Maciej Darmetko	39.479	26	Maciej Darmetko	41.377	26	Maciej Darmetko	31.197	5	26	Maciej Darmetko	1:52.053	1:52.280	5
6	100	Jakub Dwernicki	39.930	100	Jakub Dwernicki	41.961	100	Jakub Dwernicki	31.297	6	100	Jakub Dwernicki	1:53.188	1:54.142	6



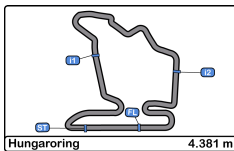


**Hungaroring**  
**GT Cup Open Europe**  
**Qualifying - 2 Driver - 2**  
**Best 5 Lap Times**



Cl	N°	Entrant/Team	Nat	Driver 1	Nat	Driver 2	Nat	Vehicle	Cat	Cl	Best 1		Best 2		Best 3		Best 4		Best 5	
											Time	Lap	Time	Lap	Time	Lap	Time	Lap	Time	Lap
1	24	A&P Racing Team PTT Tech Support		Maciej Blazek		Mateusz Lisowski		Porsche 991 GT3 Cup gen 2	PROAM	1	1:48.012	10	1:48.336	9	1:49.173	4	1:50.078	5	1:50.214	2
2	33	Alda Motorsport		Tomasz Magdziarz		Daan Pijl		Porsche 911 GT3 Cup gen 2	PROAM	2	1:49.823	7	1:50.137	5	1:50.294	4	1:50.949	3	1:51.155	6
3	44	Eugenio Pisani/CAME Racing Team		Eugenio Pisani		Stefano Bozzoni		Porsche 911 GT3 Cup gen 1	PROAM	3	1:50.680	7	1:50.774	10	1:50.920	11	1:51.344	12	1:51.641	14
4	45	Mark Speakerwas/CAME Racing		Mark Speakerwas		Peter Karpi		Porsche 911 GT3 Cup gen 1	AM	1	1:51.419	10	1:51.916	11	1:52.203	6	1:52.337	13	1:52.373	7
5	26	Q1 by EMG Motorsport		Maciej Darmetko		Artur Janosz		Porsche 911 GT3 Cup gen 2	PROAM	4	1:52.280	7	1:53.677	3	1:53.879	8	1:54.960	6	1:55.859	2
6	100	Alda Motorsport		Jakub Dwernicki		Jan Antoszewski		Porsche 911 GT3 Cup gen 2	PROAM	5	1:54.142	6	1:54.182	4	1:54.614	3	1:56.562	2	2:03.497	7



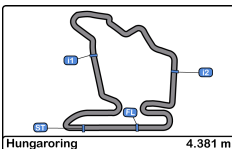


**Hungaroring**  
**GT Cup Open Europe**  
**Qualifying - 2 Driver - 2**  
**Best 5 Top Speeds**



Cl	N°	Entrant/Team	Nat	Driver 1	Nat	Driver 2	Nat	Vehicle	Cat	Cl	Top 1		Top 2		Top 3		Top 4		Top 5		Avg
											Km/h	Lap	Km/h	Lap	Km/h	Lap	Km/h	Lap	Km/h	Lap	
1	24	A&P Racing Team PTT Tech Support	POL	Maciej Blazek	POL	Mateusz Lisowski	POL	Porsche 991 GT3 Cup gen 2	PROAM	1	227.3	4	226.8	5	226.4	6	226.4	7	226.4	10	226.7
2	26	Q1 by EMG Motorsport	BEL	Maciej Darmetko	POL	Artur Janosz	POL	Porsche 911 GT3 Cup gen 2	PROAM	2	223.1	8	222.2	7	221.7	9	221.3	6	220.8	4	221.8
3	33	Alda Motorsport	POL	Tomasz Magdziarz	POL	Daan Pijl	NLD	Porsche 911 GT3 Cup gen 2	PROAM	3	223.1	11	222.6	12	222.2	7	222.2	8	221.7	6	222.4
4	100	Alda Motorsport	POL	Jakub Dwernicki	POL	Jan Antoszewski	POL	Porsche 911 GT3 Cup gen 2	PROAM	4	221.7	4	220.4	5	220.4	6	220.4	7	219.9	3	220.5
5	44	Eugenio Pisani/CAME Racing Team	ITA	Eugenio Pisani	ITA	Stefano Bozzoni	ITA	Porsche 911 GT3 Cup gen 1	PROAM	5	221.3	11	220.8	12	220.8	14	220.4	10	220.4	13	220.7
6	45	Mark Speakerwas/CAME Racing	ITA	Mark Speakerwas	ITA	Peter Karpi	HUN	Porsche 911 GT3 Cup gen 1	AM	1	221.3	10	220.8	11	220.4	8	220.4	12	219.9	6	220.5





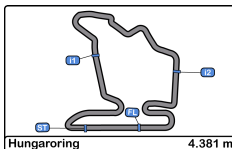
**Hungaroring**  
**GT Cup Open Europe**  
**Qualifying - 2 Driver - 2**  
**Fastest Laps Sequence**



Lap	Time of Day	Session Time	N°	Entrant/Team	Nat	Driver 1	Nat	Driver 2	Nat	Vehicle	Cat	Time	Km/h
2	9:04:18.065	4:18.065	33	Alda Motorsport		Tomasz Magdziarz		<b>Daan Pijl</b>		Porsche 911 GT3 Cup gen 2	PROAM	1:55.561	136.4
2	9:04:41.496	4:41.496	44	Eugenio Pisani/CAME Racing Team		<b>Eugenio Pisani</b>		Stefano Bozzoni		Porsche 911 GT3 Cup gen 1	PROAM	1:53.903	138.4
2	9:05:12.580	5:12.580	24	A&P Racing Team PTT Tech Support		Maciej Blazek		<b>Mateusz Lisowski</b>		Porsche 991 GT3 Cup gen 2	PROAM	1:50.214	143.0
4	9:08:58.212	8:58.212	24	A&P Racing Team PTT Tech Support		Maciej Blazek		<b>Mateusz Lisowski</b>		Porsche 991 GT3 Cup gen 2	PROAM	1:49.173	144.4
9	9:24:11.962	24:11.962	24	A&P Racing Team PTT Tech Support		Maciej Blazek		<b>Mateusz Lisowski</b>		Porsche 991 GT3 Cup gen 2	PROAM	1:48.336	145.5
10	9:25:59.974	25:59.974	24	A&P Racing Team PTT Tech Support		Maciej Blazek		<b>Mateusz Lisowski</b>		Porsche 991 GT3 Cup gen 2	PROAM	1:48.012	146.0





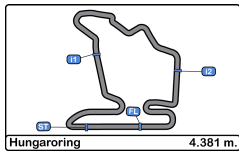


**Hungaroring**  
**GT Cup Open Europe**  
**Qualifying - 2 Driver - 2**  
**Event Best Maximum Speed**



Nº	Entrant/Team	Nat	Driver 1	Nat	Driver 2	Nat	Vehicle	Cat	Km/h	Session
24	A&P Racing Team PTT Tech Support		Maciej Blazek		Mateusz Lisowski		Porsche 991 GT3 Cup gen 2	PROAM	227.3	Qualifying - 2 Driver - 2
26	Q1 by EMG Motorsport		Maciej Darmetko		Artur Janosz		Porsche 911 GT3 Cup gen 2	PROAM	223.1	Qualifying - 2 Driver - 2
33	Alda Motorsport		Tomasz Magdziarz		Daan Pijl		Porsche 911 GT3 Cup gen 2	PROAM	223.1	Qualifying - 2 Driver - 2
100	Alda Motorsport		Jakub Dwernicki		Jan Antoszewski		Porsche 911 GT3 Cup gen 2	PROAM	222.2	Free Practice - 2
45	Mark Speakerwas/CAME Racing Team		Mark Speakerwas		Peter Karpi		Porsche 911 GT3 Cup gen 1	AM	221.3	Qualifying - 2 Driver - 2
44	Eugenio Pisani/CAME Racing Team		Eugenio Pisani		Stefano Bozzoni		Porsche 911 GT3 Cup gen 1	PROAM	221.3	Qualifying - 2 Driver - 2





**Hungaroring**  
**GT Cup Open Europe**  
**Qualifying - 2 Driver - 2**  
**Pit Stop Analysis**



**24** Maciej Blazek Porsche 991 GT3 Cup gen 2  
 PROAM Mateusz Lisowski A&P Racing Team PTT Tech Support

N°	In Day Time	In Time	Out Time	Pit Time	T. Pit Time	Handicap	Penalty
1	9:14:36.043	9:14:36.043	9:20:27.649	5:51.606	5:51.606		

**26** Maciej Darmetko Porsche 911 GT3 Cup gen 2  
 PROAM Artur Janosz Q1 by EMG Motorsport

N°	In Day Time	In Time	Out Time	Pit Time	T. Pit Time	Handicap	Penalty
1	9:08:48.739	9:08:48.739	9:14:56.969	6:08.230	6:08.230		

**33** Tomasz Magdziarz Porsche 911 GT3 Cup gen 2  
 PROAM Daan Pijl Alda Motorsport

N°	In Day Time	In Time	Out Time	Pit Time	T. Pit Time	Handicap	Penalty
1	9:15:21.462	9:15:21.462	9:22:24.504	7:03.042	7:03.042		

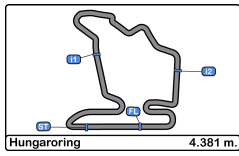
**44** Eugenio Pisani Porsche 911 GT3 Cup gen 1  
 PROAM Stefano Bozzoni CAME Racing Team

N°	In Day Time	In Time	Out Time	Pit Time	T. Pit Time	Handicap	Penalty
1	9:15:59.599	9:15:59.599	9:17:53.307	1:53.708	1:53.708		

**45** Mark Speakerwas Porsche 911 GT3 Cup gen 1  
 AM Peter Karpi CAME Racing Team

N°	In Day Time	In Time	Out Time	Pit Time	T. Pit Time	Handicap	Penalty
1	9:16:25.266	9:16:25.266	9:17:57.378	1:32.112	1:32.112		

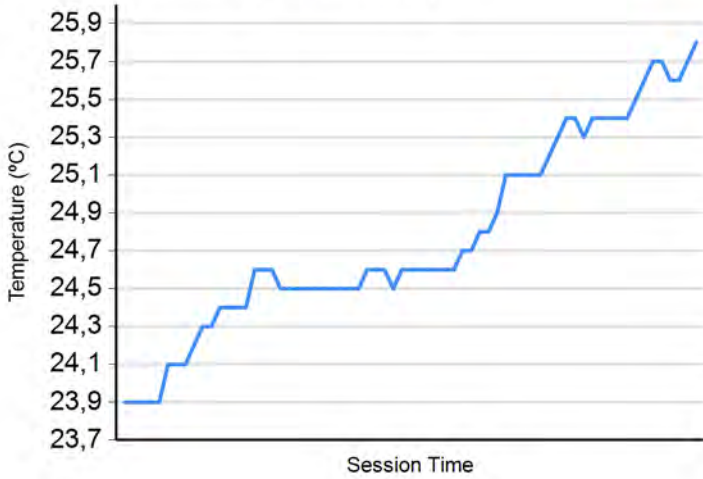


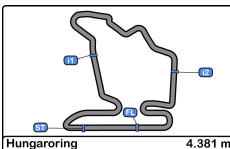


**Hungaroring**  
**GT Cup Open Europe**  
**Qualifying - 2 Driver - 2**  
**Weather Report**



**Air Temperature**





**Hungaroring**  
**GT Cup Open Europe**  
**Race - 2**  
**Provisional Results**



Cls	N°	Entrant/Team	Nat	Driver 1	Nat	Driver 2	Nat	Vehicle	Cat	Cl	Laps	Total Time	Gap	Interval	Km/h	Best	Time	Km/h	
1	26	Q1 by EMG Motorsport		<b>Maciej Darmetko</b>		Artur Janosz		Porsche 911 GT3 Cup gen 2	PROAM	1	30	<b>1:01:17.505</b>			128.6	17	1:49.255	144.3	
2	24	A&P Racing Team PTT Tech Support		Maciej Blazek		<b>Mateusz Lisowski</b>		Porsche 991 GT3 Cup gen 2	PROAM	2	30	<b>1:02:18.435</b>	1:00.930	1:00.930	126.5	2	1:49.879	143.5	
3	100 *	Alda Motorsport		<b>Jakub Dwernicki</b>		Jan Antoszewski		Porsche 911 GT3 Cup gen 2	PROAM	3	29	<b>1:01:56.962</b>	1 Lap	1 Lap	123.0	16	1:50.856	142.2	
4	33	Alda Motorsport		Tomasz Magdziarz		<b>Daan Pijl</b>		Porsche 911 GT3 Cup gen 2	PROAM	4	29	<b>1:02:10.194</b>	1 Lap	13.232	122.6	4	1:49.994	143.3	
5	45	Mark Speakerwas/CAME Racing Team		<b>Mark Speakerwas</b>		Peter Karpi		Porsche 911 GT3 Cup gen 1	AM	1	28	<b>1:02:10.944</b>	2 Laps	1 Lap	118.3	6	1:52.749	139.8	
<b>Not classified: (Requirements: 75% of number laps of leader = 23 Laps)</b>																			
	44 *	Eugenio Pisani/CAME Racing Team		<b>Eugenio Pisani</b>		Stefano Bozzoni		Porsche 911 GT3 Cup gen 1	PROAM	5	21	<b>1:00:43.836</b>	9 Laps	7 Laps	90.8	7	1:52.123	140.6	

**Fastest lap Darmetko - Janosz in 1:49.255 at 144.3 Km/h in lap 17**

**\* PENALTIES**

CAR #100 - 3 SECONDS TIME PENALTY ADDED TO RACE TIME - CONTACT WITH CAR 44 T4

CAR #44 - 3 SECONDS TIME PENALTY ADDED TO RACE TIME - CONTACT WITH CAR 100 T4

Published at:.....

Air Temp: **40.8 °C** Temp. Aire: **25.9 °C** Humidity: **65 %** Track Status: **DRY**

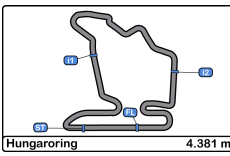
**Stewards:**

**Race Director:**

**Timekeeper:** Luis Angel Garcia Nuñez

JOB/I-0020-ESP





**Hungaroring**  
**GT Cup Open Europe**  
**Race - 2**  
**Provisional Results by Category**



Cls	Nº	Entrant/Team	Nat	Driver 1	Nat	Driver 2	Nat	Vehicle	Cat	Cl	Laps	Total Time	Gap	Interval	Km/h	Best	Time	Km/h	
<b>PROAM</b>																			
1	26	Q1 by EMG Motorsport	POL	<b>Maciej Darmetko</b>	POL	Artur Janosz	POL	Porsche 911 GT3 Cup gen 2	PROAM	1	30	<b>1:01:17.505</b>			128.6	17	1:49.255	144.3	
2	24	A&P Racing Team PTT Tech Support	POL	Maciej Blazek	POL	<b>Mateusz Lisowski</b>	POL	Porsche 991 GT3 Cup gen 2	PROAM	2	30	<b>1:02:18.435</b>	1:00.930	1:00.930	126.5	2	1:49.879	143.5	
3	100 *	Alda Motorsport	POL	<b>Jakub Dwernicki</b>	POL	Jan Antoszewski	POL	Porsche 911 GT3 Cup gen 2	PROAM	3	29	<b>1:01:56.962</b>	1 Lap	1 Lap	123.0	16	1:50.856	142.2	
4	33	Alda Motorsport	POL	Tomasz Magdziarz	POL	<b>Daan Pijl</b>	NLD	Porsche 911 GT3 Cup gen 2	PROAM	4	29	<b>1:02:10.194</b>	1 Lap	13.232	122.6	4	1:49.994	143.3	
<b>Not classified: (Requirements: 75% of number laps of leader = 23 Laps)</b>																			
	44 *	Eugenio Pisani/CAME Racing Team	ITA	<b>Eugenio Pisani</b>	ITA	Stefano Bozzoni	ITA	Porsche 911 GT3 Cup gen 1	PROAM	5	21	<b>1:00:43.836</b>	9 Laps	8 Laps	90.8	7	1:52.123	140.6	
<b>AM</b>																			
1	45	Mark Speakerwas/CAME Racing Team	ITA	<b>Mark Speakerwas</b>	ITA	Peter Karpi	HUN	Porsche 911 GT3 Cup gen 1	AM	1	28	<b>1:02:10.944</b>			118.3	6	1:52.749	139.8	

Fastest lap Darmetko - Janosz in 1:49.255 at 144.3 Km/h in lap 17

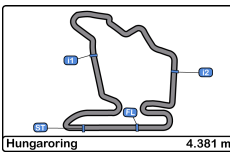
**\* PENALTIES**  
 CAR #100 - 3 SECONDS TIME PENALTY ADDED TO RACE TIME - CONTACT WITH CAR 44 T4  
 CAR #44 - 3 SECONDS TIME PENALTY ADDED TO RACE TIME - CONTACT WITH CAR 100 T4

Published at:.....

Air Temp: **40.8 °C** Temp. Aire: **25.9 °C** Humidity: **65 %** Track Status: **DRY**

<b>Stewards:</b>	<b>Race Director:</b>	<b>Timekeeper:</b> Luis Angel García Nuñez JOB/I-0020-ESP
------------------	-----------------------	--------------------------------------------------------------





**Hungaroring**  
**GT Cup Open Europe**  
**Race - 2**



**Provisional Results by Class**

Cls	Nº	Entrant/Team	Nat	Driver 1	Nat	Driver 2	Nat	Vehicle	Cat	Cl	Laps	Total Time	Gap	Interval	Km/h	Best	Time	Km/h	
<b>GT Open Cup Europe</b>																			
1	26	Q1 by EMG Motorsport	POL	<b>Maciej Darmetko</b>	POL	Artur Janosz	POL	Porsche 911 GT3 Cup gen 2	PROAM	1	30	<b>1:01:17.505</b>			128.6	17	1:49.255	144.3	
2	24	A&P Racing Team PTT Tech Support	POL	Maciej Blazek	POL	<b>Mateusz Lisowski</b>	POL	Porsche 991 GT3 Cup gen 2	PROAM	2	30	<b>1:02:18.435</b>	1:00.930	1:00.930	126.5	2	1:49.879	143.5	
3	100 *	Alda Motorsport	POL	<b>Jakub Dwernicki</b>	POL	Jan Antoszewski	POL	Porsche 911 GT3 Cup gen 2	PROAM	3	29	<b>1:01:56.962</b>	1 Lap	1 Lap	123.0	16	1:50.856	142.2	
4	33	Alda Motorsport	POL	Tomasz Magdziarz	POL	<b>Daan Pijl</b>	NLD	Porsche 911 GT3 Cup gen 2	PROAM	4	29	<b>1:02:10.194</b>	1 Lap	13.232	122.6	4	1:49.994	143.3	
5	45	Mark Speakerwas/CAME Racing Team	ITA	<b>Mark Speakerwas</b>	ITA	Peter Karpi	HUN	Porsche 911 GT3 Cup gen 1	AM	1	28	<b>1:02:10.944</b>	2 Laps	1 Lap	118.3	6	1:52.749	139.8	
<b>Not classified: (Requirements: 75% of number laps of leader = 23 Laps)</b>																			
	44 *	Eugenio Pisani/CAME Racing Team	ITA	<b>Eugenio Pisani</b>	ITA	Stefano Bozzoni	ITA	Porsche 911 GT3 Cup gen 1	PROAM	5	21	<b>1:00:43.836</b>	9 Laps	7 Laps	90.8	7	1:52.123	140.6	

**Fastest lap Darmetko - Janosz in 1:49.255 at 144.3 Km/h in lap 17**

**\* PENALTIES**

CAR #100 - 3 SECONDS TIME PENALTY ADDED TO RACE TIME - CONTACT WITH CAR 44 T4

CAR #44 - 3 SECONDS TIME PENALTY ADDED TO RACE TIME - CONTACT WITH CAR 100 T4

Published at:.....

Air Temp: **40.8 °C** Temp. Aire: **25.9 °C** Humidity: **65 %** Track Status: **DRY**

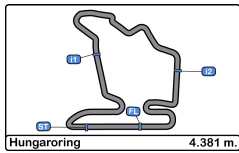
**Stewards:**

**Race Director:**

**Timekeeper:** Luis Angel Garcia Nuñez

JOB/I-0020-ESP





# Hungaroring

## GT Cup Open Europe

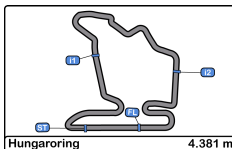
### Race - 2



### Provisional Classification by Driver Fastest Lap

Cl	N°	Entrant/Team	Nat	Vehicle	Driver	Nat	Cat	Cl	Laps	Best	Time	Gap	Interval	Km/h
1	26	Q1 by EMG Motorsport	BEL	Porsche 911 GT3 Cup gen 2	Artur Janosz	POL	PROAM	1	16	3	1:49.255			144.3
2	24	A&P Racing Team PTT Tech Support	POL	Porsche 991 GT3 Cup gen 2	Mateusz Lisowski	POL	PROAM	2	16	2	1:49.879	0.624	0.624	143.5
3	33	Alda Motorsport	POL	Porsche 911 GT3 Cup gen 2	Daan Pijl	NLD	PROAM	3	19	4	1:49.994	0.739	0.115	143.3
4	100	Alda Motorsport	POL	Porsche 911 GT3 Cup gen 2	Jan Antoszewski	POL	PROAM	4	16	3	1:50.856	1.601	0.862	142.2
5	44	Eugenio Pisani/CAME Racing Team	ITA	Porsche 911 GT3 Cup gen 1	Eugenio Pisani	ITA	PROAM	5	11	7	1:52.123	2.868	1.267	140.6
6	45	Mark Speakerwas/CAME Racing Team	ITA	Porsche 911 GT3 Cup gen 1	Mark Speakerwas	ITA	AM	1	14	6	1:52.749	3.494	0.626	139.8
7	26	Q1 by EMG Motorsport	BEL	Porsche 911 GT3 Cup gen 2	Maciej Darmetko	POL	PROAM	6	14	9	1:53.018	3.763	0.269	139.5
8	100	Alda Motorsport	POL	Porsche 911 GT3 Cup gen 2	Jakub Dwernicki	POL	PROAM	7	13	4	1:54.000	4.745	0.982	138.3
9	45	Mark Speakerwas/CAME Racing Team	ITA	Porsche 911 GT3 Cup gen 1	Peter Karpi	HUN	AM	2	14	2	1:55.701	6.446	1.701	136.3
10	24	A&P Racing Team PTT Tech Support	POL	Porsche 991 GT3 Cup gen 2	Maciej Blazek	POL	PROAM	8	14	2	1:57.484	8.229	1.783	134.2
11	33	Alda Motorsport	POL	Porsche 911 GT3 Cup gen 2	Tomasz Magdziarz	POL	PROAM	9	10	10	2:04.517	15.262	7.033	126.6
12	44	Eugenio Pisani/CAME Racing Team	ITA	Porsche 911 GT3 Cup gen 1	Stefano Bozzoni	ITA	PROAM	10	10	9	2:05.118	15.863	0.601	126.0





**Hungaroring**  
**GT Cup Open Europe**

**Race - 2**

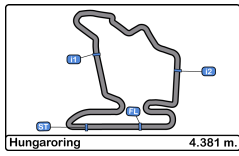
**Distance and Speed Average**



Cls	Nº	Entrant/Team	Nat	Driver 1	Nat	Driver 2	Nat	Vehicle	Cat	Cls	Laps	Distance	Total Time	Km/h
1	26	Q1 by EMG Motorsport	BEL	<u>Maciej Darmetko</u>	POL	Artur Janosz	POL	Porsche 911 GT3 Cup gen 2	PROAM	1	30	131.43	1:01:17.505	128.6
2	24	A&P Racing Team PTT Tech Support	POL	Maciej Blazek	POL	<u>Mateusz Lisowski</u>	POL	Porsche 991 GT3 Cup gen 2	PROAM	2	30	131.43	1:02:18.435	126.5
3	100	Alda Motorsport	POL	<u>Jakub Dwernicki</u>	POL	Jan Antoszewski	POL	Porsche 911 GT3 Cup gen 2	PROAM	3	29	127.04	1:01:56.962	123.0
4	33	Alda Motorsport	POL	Tomasz Magdziarz	POL	<u>Daan Pijl</u>	NLD	Porsche 911 GT3 Cup gen 2	PROAM	4	29	127.04	1:02:10.194	122.6
5	45	Mark Speakerwas/CAME Racing Team	ITA	<u>Mark Speakerwas</u>	ITA	Peter Karpi	HUN	Porsche 911 GT3 Cup gen 1	AM	1	28	122.66	1:02:10.944	118.3
<b>Not classified: (Requirements: 75% of number laps of leader = 23 Laps)</b>														
	44	Eugenio Pisani/CAME Racing Team	ITA	<u>Eugenio Pisani</u>	ITA	Stefano Bozzoni	ITA	Porsche 911 GT3 Cup gen 1	PROAM	5	21	92.00	1:00:43.836	90.8







**Hungaroring**  
**GT Cup Open Europe**  
**Race - 2**  
**Lap Analysis**

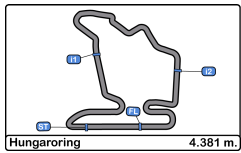


**24** Maciej Blazek Porsche 991 GT3 Cup gen 2 **26** Maciej Darmetko Porsche 911 GT3 Cup gen 2

PROAM Mateusz Lisowski A&P Racing Team PTT Tech PROAM Artur Janosz Q1 by EMG Motorsport

Lap	D	Time	Sector 1	Sector 2	Sector 3	T. Spd	Elapsed	Lap	D	Time	Sector 1	Sector 2	Sector 3	T. Spd	Elapsed
1	2	1:58.238	45.165	42.306	30.767	215.5	1:58.238	1	1	2:01.123	46.681	42.872	31.570	213.0	2:01.123
2	2	<b>1:49.879</b>	39.044	<b>40.233</b>	<b>30.602</b>	222.2	3:48.117	2	1	1:53.380	40.059	41.837	31.484	218.6	3:54.503
3	2	1:49.881	<b>38.875</b>	40.360	30.646	223.1	5:37.998	3	1	1:53.696	40.490	41.916	31.290	218.6	5:48.199
4	2	1:50.332	38.928	40.652	30.752	221.7	7:28.330	4	1	1:53.199	40.353	41.463	31.383	219.0	7:41.398
5	2	1:50.449	39.104	40.649	30.696	220.8	9:18.779	5	1	1:53.703	40.555	41.864	31.284	218.6	9:35.101
6	2	1:50.473	39.026	40.561	30.886	221.7	11:09.252	6	1	1:53.285	40.023	42.020	31.242	217.7	11:28.386
7	2	1:50.875	39.241	40.806	30.828	221.7	13:00.127	7	1	1:54.058	40.005	41.894	32.159	218.6	13:22.444
8	2	1:50.920	39.024	40.902	30.994	222.2	14:51.047	8	1	1:54.116	40.244	42.428	31.444	216.0	15:16.560
9	2	1:51.186	39.106	40.937	31.143	222.2	16:42.233	9	1	1:53.018	40.096	41.783	31.139	217.7	17:09.578
10	2	1:50.845	39.114	40.798	30.933	221.3	18:33.078	10	1	1:54.468	41.032	42.024	31.412	217.3	19:04.046
11	2	1:51.455	39.234	41.171	31.050	222.2	20:24.533	11	1	1:53.991	40.191	42.132	31.668	217.3	20:58.037
12	2	1:51.378	39.181	40.918	31.279	222.2	22:15.911	12	1	1:54.658	40.083	42.529	32.046	218.1	22:52.695
13	2	1:50.907	39.177	40.800	30.930	222.6	24:06.818	13	1	1:56.870	41.319	43.518	32.033	208.4	24:49.565
14	2	1:51.349	39.196	40.981	31.172	222.2	25:58.167	14	1	2:01.278 P	40.357	43.640	37.281	213.8	26:50.843
15	2	1:51.819	39.392	41.196	31.231	220.4	27:49.986	15	2	3:30.983	2:18.679	41.784	30.520		30:21.826
16	2	1:54.750 P	39.191	41.263	34.296	221.7	29:44.736	16	2	1:50.204	39.337	<b>40.183</b>	30.684	218.1	32:12.030
17	1	3:38.102	2:21.957	43.939	32.206		33:22.838	17	2	<b>1:49.255</b>	38.784	40.216	<b>30.255</b>	219.0	34:01.285
18	1	1:57.484	40.389	43.712	33.383	221.3	35:20.322	18	2	1:49.482	<b>38.742</b>	40.222	30.518	218.6	35:50.767
19	1	2:02.079	40.274	45.416	36.389	221.3	37:22.401	19	2	1:56.639	38.999	42.404	35.236	216.0	37:47.406
20	1	2:12.008 P	42.547	49.219	40.242	218.1	39:34.409	20	2	2:03.649	41.634	46.815	35.200	217.3	39:51.055
21	1	3:17.939	1:45.019	48.733	44.187		42:52.348	21	2	2:29.410	55.623	56.947	36.840	216.8	42:20.465
22	1	2:27.762	1:01.551	49.750	36.461	82.7	45:20.110	22	2	2:11.389	43.179	51.146	37.064	213.4	44:31.854
23	1	2:09.550	43.674	49.776	36.100	214.2	47:29.660	23	2	2:09.809	42.654	50.738	36.417	214.2	46:41.663
24	1	2:10.704	44.065	50.944	35.695	216.8	49:40.364	24	2	2:13.346	42.674	50.635	40.037	216.0	48:55.009
25	1	2:07.655	43.454	49.900	34.301	216.8	51:48.019	25	2	2:39.161	57.048	59.255	42.858	148.5	51:34.170
26	1	2:06.513	43.059	48.854	34.600	219.5	53:54.532	26	2	2:02.703	41.397	49.235	32.071	219.9	53:36.873
27	1	2:05.993	42.657	48.557	34.779	219.0	56:00.525	27	2	1:57.025	40.106	45.089	31.830	217.3	55:33.898
28	1	2:05.050	42.536	47.714	34.800	218.1	58:05.575	28	2	1:57.595	40.154	45.526	31.915	221.3	57:31.493
29	1	2:05.672	42.771	48.345	34.556	219.0	1:00:11.247	29	2	1:53.853	40.481	41.994	31.378	217.3	59:25.346
30	1	2:07.188	43.196	48.699	35.293	218.1	1:02:18.435	30	2	1:52.159	39.468	41.326	31.365	219.9	1:01:17.505





**Hungaroring**  
**GT Cup Open Europe**  
**Race - 2**  
**Lap Analysis**



**33**

Tomasz Magdziarz

Porsche 911 GT3 Cup gen 2

**45**

Mark Speakerwas

Porsche 911 GT3 Cup gen 1

PROAM

Daan Pijl

Alda Motorsport

AM

Peter Karpi

CAME Racing Team

Lap	D	Time	Sector 1	Sector 2	Sector 3	T. Spd	Elapsed	Lap	D	Time	Sector 1	Sector 2	Sector 3	T. Spd	Elapsed
1	2	2:00.137	45.973	42.849	31.315	212.1	2:00.137	1	1	1:59.996	45.712	42.883	31.401	211.3	1:59.996
2	2	1:50.280	39.142	40.500	30.638	220.4	3:50.417	2	1	1:54.142	40.508	41.945	31.689	217.3	3:54.138
3	2	1:50.512	39.192	40.630	30.690	217.7	5:40.929	3	1	1:53.754	40.217	41.902	31.635	215.5	5:47.892
4	2	<b>1:49.994</b>	<b>39.065</b>	40.415	<b>30.514</b>	217.7	7:30.923	4	1	1:53.290	39.924	41.688	31.678	215.5	7:41.182
5	2	1:50.356	39.218	40.464	30.674	216.8	9:21.279	5	1	1:53.337	40.276	41.599	31.462	214.2	9:34.519
6	2	1:50.128	39.228	<b>40.283</b>	30.617	217.7	11:11.407	6	1	<b>1:52.749</b>	<b>39.901</b>	<b>41.521</b>	<b>31.327</b>	215.1	11:27.268
7	2	1:50.501	39.227	40.497	30.777	218.1	13:01.908	7	1	1:58.243 P	40.184	42.306	35.753	214.7	13:25.511
8	2	1:50.341	39.250	40.415	30.676	217.7	14:52.249	8	1	3:27.659	2:13.422	42.439	31.798		16:53.170
9	2	1:51.175	39.173	41.040	30.962	218.6	16:43.424	9	1	1:54.418	40.496	42.438	31.484	215.1	18:47.588
10	2	1:50.588	39.332	40.616	30.640	218.1	18:34.012	10	1	1:54.190	40.042	42.458	31.690	214.7	20:41.778
11	2	1:50.756	39.163	40.753	30.840	218.6	20:24.768	11	1	1:53.983	40.246	42.035	31.702	216.0	22:35.761
12	2	1:51.314	39.331	40.766	31.217	219.5	22:16.082	12	1	1:53.903	40.385	41.991	31.527	215.5	24:29.664
13	2	1:50.962	39.387	40.686	30.889	220.8	24:07.044	13	1	1:53.908	40.003	42.443	31.462	215.5	26:23.572
14	2	1:51.329	39.324	40.781	31.224	219.9	25:58.373	14	1	1:57.615 P	40.422	42.593	34.600	215.5	28:21.187
15	2	1:51.784	39.472	41.166	31.146	219.9	27:50.157	15	2	3:51.425	2:36.564	42.630	32.231		32:12.612
16	2	1:51.737	39.390	41.095	31.252	219.0	29:41.894	16	2	1:55.701	40.721	42.534	32.446	214.2	34:08.313
17	2	1:52.352	39.478	41.536	31.338	217.3	31:34.246	17	2	1:56.081	41.065	43.229	31.787	213.8	36:04.394
18	2	1:52.203	39.499	41.406	31.298	216.8	33:26.449	18	2	2:09.385 P	40.626	46.288	42.471	213.8	38:13.779
19	2	1:55.304 P	39.469	41.139	34.696	217.3	35:21.753	19	2	4:10.526	2:34.104	58.083	38.339		42:24.305
20	1	3:40.846	2:14.067	48.881	37.898		39:02.599	20	2	2:15.753	45.739	52.496	37.518	206.8	44:40.058
21	1	2:27.257 P	48.825	54.211	44.221	209.7	41:29.856	21	2	2:14.711	44.861	52.852	36.998	206.8	46:54.769
22	1	4:24.572	2:35.811	1:02.905	45.856		45:54.428	22	2	2:13.184	44.831	51.710	36.643	208.0	49:07.953
23	1	2:53.256	1:02.435	1:04.290	46.531	132.3	48:47.684	23	2	2:28.657	45.274	59.005	44.378	209.7	51:36.610
24	1	2:41.710	56.987	1:00.468	44.255	131.7	51:29.394	24	2	2:09.051	44.395	49.913	34.743	205.7	53:45.661
25	1	2:19.728	56.421	48.845	34.462	211.7	53:49.122	25	2	2:07.271		2:57.100	34.827	212.1	55:52.932
26	1	2:05.984	42.824	47.976	35.184	215.1	55:55.106	26	2	2:06.286	42.946	47.979	35.361	210.9	57:59.218
27	1	2:05.211	43.006	47.332	34.873	214.2	58:00.317	27	2	2:05.742	43.329	47.435	34.978	210.1	1:00:04.960
28	1	2:05.360	43.317	46.993	35.050	214.7	1:00:05.677	28	2	2:05.984	42.815	47.783	35.386	210.1	1:02:10.944
29	1	2:04.517	42.667	46.874	34.976	213.8	1:02:10.194								

**44**

Eugenio Pisani

Porsche 911 GT3 Cup gen 1

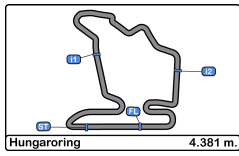
PROAM

Stefano Bozzoni

CAME Racing Team

Lap	D	Time	Sector 1	Sector 2	Sector 3	T. Spd	Elapsed
1	1	2:02.313	46.861	43.659	31.793	212.1	2:02.313
2	1	2:16.703 P	46.962	49.603	40.138	217.3	4:19.016
3	1	14:58.151	13:45.426	41.591	31.134		19:17.167
4	1	1:58.403	40.344	44.865	33.194	215.5	21:15.570
5	1	1:55.410	39.955	41.420	34.035	214.7	23:10.980
6	1	1:53.790	40.225	42.397	31.168	215.5	25:04.770
7	1	<b>1:52.123</b>	<b>39.626</b>	41.567	<b>30.930</b>	215.5	26:56.893
8	1	1:52.942	39.990	41.834	31.118	215.5	28:49.835
9	1	1:52.757	39.775	41.661	31.321	215.5	30:42.592
10	1	1:52.225	39.802	<b>41.268</b>	31.155	215.1	32:34.817
11	1	1:57.131 P	39.810	41.970	35.351	215.1	34:31.948
12	2	3:49.830 P	2:17.117	47.691	45.022		38:21.778
13	2	3:05.334 P	1:26.354	54.645	44.335		41:27.112
14	2	3:28.860	1:57.345	53.530	37.985		44:55.972
15	2	2:17.086	46.677	52.308	38.101	207.2	47:13.058
16	2	2:16.387	46.725	52.782	36.880	206.8	49:29.445
17	2	2:12.344	45.648	51.044	35.652	208.8	51:41.789
18	2	2:09.520	44.847	49.760	34.913	209.3	53:51.309
19	2	2:09.697	44.343	49.254	36.100	211.7	56:01.006
20	2	2:05.118	43.574	47.224	34.320	211.3	58:06.124
21	2	2:34.712	42.823	1:16.781	35.108	213.4	1:00:40.836





**Hungaroring**  
**GT Cup Open Europe**  
**Race - 2**  
**Lap Analysis**



100

Jakub Dwernicki

Porsche 911 GT3 Cup gen 2

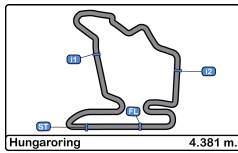
PROAM

Jan Antoszewski

Alda Motorsport

Lap	D	Time	Sector 1	Sector 2	Sector 3	T. Spd	Elapsed
1	1	2:02.046	47.080	43.188	31.778	213.0	2:02.046
2	1	1:54.538	40.873	42.061	31.604	216.4	3:56.584
3	1	1:55.873	40.887	42.578	32.408	216.8	5:52.457
4	1	1:54.000	40.561	41.937	31.502	215.5	7:46.457
5	1	1:54.619	40.660	42.172	31.787	216.0	9:41.076
6	1	1:54.952	40.172	42.902	31.878	216.0	11:36.028
7	1	1:55.845	40.829	42.978	32.038	216.4	13:31.873
8	1	1:54.864	40.610	42.497	31.757	216.8	15:26.737
9	1	1:55.409	40.701	42.634	32.074	216.4	17:22.146
10	1	1:54.283	40.341	42.024	31.918	216.4	19:16.429
11	1	2:00.069	40.828	46.904	32.337	216.8	21:16.498
12	1	1:56.724	40.526	44.278	31.920	218.1	23:13.222
13	1	2:00.134 P	40.441	42.951	36.742	217.7	25:13.356
14	2	3:21.900	2:07.312	43.435	31.153		28:35.256
15	2	1:52.147	40.089	41.344	30.714	217.3	30:27.403
16	2	1:50.856	39.496	40.628	30.732	217.7	32:18.259
17	2	1:51.538	39.775	40.976	30.787	216.4	34:09.797
18	2	1:51.186	39.416	40.858	30.912	216.8	36:00.983
19	2	2:01.260 P	39.550	42.936	38.774	217.3	38:02.243
20	2	3:25.133	2:01.338	47.948	35.847		41:27.376
21	2	2:08.504	43.440	49.188	35.876	213.0	43:35.880
22	2	2:21.758	43.258	52.960	45.540	212.1	45:57.638
23	2	2:53.312	1:02.994	1:04.118	46.200	132.5	48:50.950
24	2	2:40.282	57.239	59.729	43.314	127.8	51:31.232
25	2	2:07.598	43.128	50.024	34.446	214.7	53:38.830
26	2	2:04.431	42.657	47.668	34.106	215.1	55:43.261
27	2	2:03.514	41.985	46.429	35.100	215.1	57:46.775
28	2	2:03.989	42.562	46.480	34.947	213.8	59:50.764
29	2	2:03.198	42.611	46.343	34.244	214.2	1:01:53.962





**Hungaroring**  
**GT Cup Open Europe**  
**Race - 2**



**Analysis by Lap**

Num	Lap Time	Gap
<b>Lap 1</b>		
24	1:58.238	
45	1:59.996	01.758
33	2:00.137	01.899
26	2:01.123	02.885
100	2:02.046	03.808
44	2:02.313	04.075
<b>Num Lap Time Gap</b>		
<b>Lap 2</b>		
24	1:49.879	
33	1:50.280	02.300
45	1:54.142	06.021
26	1:53.380	06.386
100	1:54.538	08.467
44	2:16.703	30.899
<b>Num Lap Time Gap</b>		
<b>Lap 3</b>		
24	1:49.881	
33	1:50.512	02.931
45	1:53.754	09.894
26	1:53.696	10.201
100	1:55.873	14.459
<b>Num Lap Time Gap</b>		
<b>Lap 4</b>		
24	1:50.332	
33	1:49.994	02.593
45	1:53.290	12.852
26	1:53.199	13.068
100	1:54.000	18.127
<b>Num Lap Time Gap</b>		
<b>Lap 5</b>		
24	1:50.449	
33	1:50.356	02.500
45	1:53.337	15.740
26	1:53.703	16.322
100	1:54.619	22.297
<b>Num Lap Time Gap</b>		
<b>Lap 6</b>		
24	1:50.473	
33	1:50.128	02.155
45	1:52.749	18.016
26	1:53.285	19.134
100	1:54.952	26.776
<b>Num Lap Time Gap</b>		
<b>Lap 7</b>		
24	1:50.875	
33	1:50.501	01.781
26	1:54.058	22.317
45	1:58.243	25.384
100	1:55.845	31.746
<b>Num Lap Time Gap</b>		
<b>Lap 8</b>		
24	1:50.920	
33	1:50.341	01.202
26	1:54.116	25.513

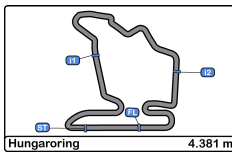
Num	Lap Time	Gap
100	1:54.864	35.690
<b>Num Lap Time Gap</b>		
<b>Lap 9</b>		
24	1:51.186	
33	1:51.175	01.191
45	3:27.659	1 Lap
26	1:53.018	27.345
100	1:55.409	39.913
<b>Num Lap Time Gap</b>		
<b>Lap 10</b>		
24	1:50.845	
33	1:50.588	00.934
45	1:54.418	1 Lap
26	1:54.468	30.968
100	1:54.283	43.351
44	14:58.151	7 Laps
<b>Num Lap Time Gap</b>		
<b>Lap 11</b>		
24	1:51.455	
33	1:50.756	00.235
45	1:54.190	1 Lap
26	1:53.991	33.504
44	1:58.403	7 Laps
100	2:00.069	51.965
<b>Num Lap Time Gap</b>		
<b>Lap 12</b>		
24	1:51.378	
33	1:51.314	00.171
45	1:53.983	1 Lap
26	1:54.658	36.784
44	1:55.410	7 Laps
100	1:56.724	57.311
<b>Num Lap Time Gap</b>		
<b>Lap 13</b>		
24	1:50.907	
33	1:50.962	00.226
45	1:53.903	1 Lap
26	1:56.870	42.747
44	1:53.790	7 Laps
100	2:00.134	1:06.538
<b>Num Lap Time Gap</b>		
<b>Lap 14</b>		
24	1:51.349	
33	1:51.329	00.206
45	1:53.908	1 Lap
26	2:01.278	52.676
44	1:52.123	7 Laps
<b>Num Lap Time Gap</b>		
<b>Lap 15</b>		
24	1:51.819	
33	1:51.784	00.171
45	1:57.615	1 Lap
100	3:21.900	1 Lap
44	1:52.942	7 Laps

Num	Lap Time	Gap
<b>Lap 16</b>		
33	1:51.737	
24	1:54.750	02.842
26	3:30.983	1 Lap
100	1:52.147	1 Lap
44	1:52.757	7 Laps
<b>Num Lap Time Gap</b>		
<b>Lap 17</b>		
33	1:52.352	
26	1:50.204	1 Lap
45	3:51.425	2 Laps
100	1:50.856	1 Lap
44	1:52.225	7 Laps
24	3:38.102	1:48.592
<b>Num Lap Time Gap</b>		
<b>Lap 18</b>		
33	1:52.203	
26	1:49.255	1 Lap
45	1:55.701	2 Laps
100	1:51.538	1 Lap
44	1:57.131	7 Laps
24	1:57.484	1:53.873
<b>Num Lap Time Gap</b>		
<b>Lap 19</b>		
33	1:55.304	
26	1:49.482	1 Lap
100	1:51.186	1 Lap
45	1:56.081	2 Laps
24	2:02.079	2:00.648
26	1:56.639	2:25.653
100	2:01.260	2:40.490
45	2:09.385	1 Lap
44	3:49.830	7 Laps
<b>Num Lap Time Gap</b>		
<b>Lap 20</b>		
33	3:40.846	
24	2:12.008	31.810
26	2:03.649	48.456
44	3:05.334	7 Laps
100	3:25.133	2:24.777
<b>Num Lap Time Gap</b>		
<b>Lap 21</b>		
33	2:27.257	
26	2:29.410	50.609
45	4:10.526	2 Laps
24	3:17.939	1:22.492
100	2:08.504	2:06.024
<b>Num Lap Time Gap</b>		
<b>Lap 22</b>		
26	2:11.389	
45	2:15.753	2 Laps
44	3:28.860	8 Laps
24	2:27.762	48.256
33	4:24.572	1:22.574
100	2:21.758	1:25.784

Num	Lap Time	Gap
<b>Lap 23</b>		
26	2:09.809	
45	2:14.711	2 Laps
44	2:17.086	8 Laps
24	2:09.550	47.997
33	2:53.256	2:06.021
100	2:53.312	2:09.287
<b>Num Lap Time Gap</b>		
<b>Lap 24</b>		
26	2:13.346	
45	2:13.184	2 Laps
44	2:16.387	8 Laps
24	2:10.704	45.355
33	2:41.710	2:34.385
100	2:40.282	2:36.223
<b>Num Lap Time Gap</b>		
<b>Lap 25</b>		
26	2:39.161	
45	2:28.657	2 Laps
44	2:12.344	8 Laps
24	2:07.655	13.849
<b>Num Lap Time Gap</b>		
<b>Lap 26</b>		
26	2:02.703	
100	2:07.598	1 Lap
45	2:09.051	2 Laps
33	2:19.728	1 Lap
44	2:09.520	8 Laps
24	2:06.513	17.659
<b>Num Lap Time Gap</b>		
<b>Lap 27</b>		
26	1:57.025	
100	2:04.431	1 Lap
45	2:07.271	2 Laps
33	2:05.984	1 Lap
24	2:05.993	26.627
44	2:09.697	8 Laps
<b>Num Lap Time Gap</b>		
<b>Lap 28</b>		
26	1:57.595	
100	2:03.514	1 Lap
45	2:06.286	2 Laps
33	2:05.211	1 Lap
24	2:05.050	34.082
44	2:05.118	8 Laps
<b>Num Lap Time Gap</b>		
<b>Lap 29</b>		
26	1:53.853	
100	2:03.989	1 Lap
45	2:05.742	2 Laps
33	2:05.360	1 Lap
24	2:05.672	45.901
44	2:34.712	8 Laps

Num	Lap Time	Gap
<b>Lap 30</b>		
26	1:52.159	
100	2:03.198	1 Lap
33	2:04.517	1 Lap
45	2:05.984	2 Laps
24	2:07.188	1:00.930



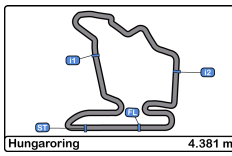


**Hungaroring**  
**GT Cup Open Europe**  
**Race - 2**  
**Best Sectors Results**












Sector - 1				Sector - 2				Sector - 3				Ideal Lap vs Best Lap				
Clas	Nº	Driver	Time	Nº	Driver	Time	Nº	Driver	Time	Clas	Nº	Driver	Ideal Lap	Best Lap	Clas	
1	26	Darmetko - Janosz	38.742	26	Darmetko - Janosz	40.183	26	Darmetko - Janosz	30.255	1	26	Darmetko - Janosz	1:49.180	1:49.255	1	
2	24	Blazek - Lisowski	38.875	24	Blazek - Lisowski	40.233	33	Magdziarz - Pijl	30.514	2	24	Blazek - Lisowski	1:49.710	1:49.879	2	
3	33	Magdziarz - Pijl	39.065	33	Magdziarz - Pijl	40.283	24	Blazek - Lisowski	30.602	3	33	Magdziarz - Pijl	1:49.862	1:49.994	3	
4	100	Dwernicki - Antoszewski	39.416	100	Dwernicki - Antoszewski	40.628	100	Dwernicki - Antoszewski	30.714	4	100	Dwernicki - Antoszewski	1:50.758	1:50.856	4	
5	44	Pisani - Bozzoni	39.626	44	Pisani - Bozzoni	41.268	44	Pisani - Bozzoni	30.930	5	44	Pisani - Bozzoni	1:51.824	1:52.123	5	
6	45	Speakerwas - Karpi	39.901	45	Speakerwas - Karpi	41.521	45	Speakerwas - Karpi	31.327	6	45	Speakerwas - Karpi	1:52.749	1:52.749	6	



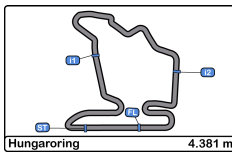


**Hungaroring**  
**GT Cup Open Europe**  
**Race - 2**  
**Leader Sequence**



N°	Entrant/Team	Nat	Driver 1	Nat	Driver 2	Nat	Vehicle	Cat	Start Lap	End Lap	Laps	Total Laps
24	A&P Racing Team PTT Tech Support	 POL	Maciej Blazek	 POL	<u>Mateusz Lisowski</u>	 POL	Porsche 991 GT3 Cup gen 2	PROAM	1	15	15	15
33	Alda Motorsport	 POL	Tomasz Magdziarz	 POL	<u>Daan Pijl</u>	 NLD	Porsche 911 GT3 Cup gen 2	PROAM	16	21	6	6
26	Q1 by EMG Motorsport	 BEL	<u>Maciej Darmetko</u>	 POL	Artur Janosz	 POL	Porsche 911 GT3 Cup gen 2	PROAM	22	30	9	9



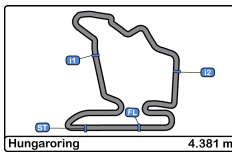


**Hungaroring**  
**GT Cup Open Europe**  
**Race - 2**  
**Best 5 Lap Times**



Cl	N°	Entrant/Team	Nat	Driver 1	Nat	Driver 2	Nat	Vehicle	Cat	Cl	Best 1		Best 2		Best 3		Best 4		Best 5	
											Time	Lap	Time	Lap	Time	Lap	Time	Lap	Time	Lap
1	26	Q1 by EMG Motorsport	BEL	<u>Maciej Darmetko</u>	POL	Artur Janosz	POL	Porsche 911 GT3 Cup gen 2	PROAM	1	<b>1:49.255</b>	17	1:49.482	18	1:50.204	16	1:52.159	30	1:53.018	9
2	24	A&P Racing Team PTT Tech Support	POL	Maciej Blazek	POL	<u>Mateusz Lisowski</u>	POL	Porsche 991 GT3 Cup gen 2	PROAM	2	<b>1:49.879</b>	2	1:49.881	3	1:50.332	4	1:50.449	5	1:50.473	6
3	33	Alda Motorsport	POL	Tomasz Magdziarz	POL	<u>Daan Pijl</u>	NLD	Porsche 911 GT3 Cup gen 2	PROAM	3	<b>1:49.994</b>	4	1:50.128	6	1:50.280	2	1:50.341	8	1:50.356	5
4	100	Alda Motorsport	POL	<u>Jakub Dwernicki</u>	POL	Jan Antoszewski	POL	Porsche 911 GT3 Cup gen 2	PROAM	4	<b>1:50.856</b>	16	1:51.186	18	1:51.538	17	1:52.147	15	1:54.000	4
5	44	Eugenio Pisani/CAME Racing Team	ITA	<u>Eugenio Pisani</u>	ITA	Stefano Bozzoni	ITA	Porsche 911 GT3 Cup gen 1	PROAM	5	<b>1:52.123</b>	7	1:52.225	10	1:52.757	9	1:52.942	8	1:53.790	6
6	45	Mark Speakerwas/CAME Racing	ITA	<u>Mark Speakerwas</u>	ITA	Peter Karpi	HUN	Porsche 911 GT3 Cup gen 1	AM	1	<b>1:52.749</b>	6	1:53.290	4	1:53.337	5	1:53.754	3	1:53.903	12





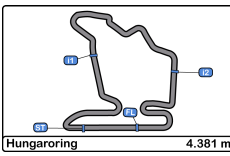
**Hungaroring**  
**GT Cup Open Europe**  
**Race - 2**  
**Best 5 Top Speeds**



Cl	N°	Entrant/Team	Nat	Driver 1	Nat	Driver 2	Nat	Vehicle	Cat	Cl	Top 1		Top 2		Top 3		Top 4		Top 5		Avg
											Km/h	Lap	Km/h	Lap	Km/h	Lap	Km/h	Lap	Km/h	Lap	
1	24	A&P Racing Team PTT Tech Support	POL	Maciej Blazek	POL	Mateusz Lisowski	POL	Porsche 991 GT3 Cup gen 2	PROAM	1	223.1	3	222.6	13	222.2	2	222.2	8	222.2	9	222.4
2	26	Q1 by EMG Motorsport	BEL	Maciej Darmetko	POL	Artur Janosz	POL	Porsche 911 GT3 Cup gen 2	PROAM	2	221.3	28	219.9	26	219.9	30	219.0	4	219.0	17	219.8
3	33	Alda Motorsport	POL	Tomasz Magdziarz	POL	Daan Pijl	NLD	Porsche 911 GT3 Cup gen 2	PROAM	3	220.8	13	220.4	2	219.9	14	219.9	15	219.5	12	220.1
4	100	Alda Motorsport	POL	Jakub Dwernicki	POL	Jan Antoszewski	POL	Porsche 911 GT3 Cup gen 2	PROAM	4	218.1	12	217.7	13	217.7	16	217.3	15	217.3	19	217.6
5	44	Eugenio Pisani/CAME Racing Team	ITA	Eugenio Pisani	ITA	Stefano Bozzoni	ITA	Porsche 911 GT3 Cup gen 1	PROAM	5	217.3	2	215.5	4	215.5	6	215.5	7	215.5	8	215.9
6	45	Mark Speakerwas/CAME Racing	ITA	Mark Speakerwas	ITA	Peter Karpi	HUN	Porsche 911 GT3 Cup gen 1	AM	1	217.3	2	216.0	11	215.5	3	215.5	4	215.5	12	216.0











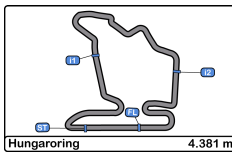


**Hungaroring**  
**GT Cup Open Europe**  
**Race - 2**  
**Fastest Laps Sequence**



Lap	Time of Day	Session Time	N°	Entrant/Team	Nat	Driver 1	Nat	Driver 2	Nat	Vehicle	Cat	Time	Km/h
2	13:01:43.713	1:43.713	24	A&P Racing Team PTT Tech Support	 POL	Maciej Blazek	 POL	<u>Mateusz Lisowski</u>	 POL	Porsche 991 GT3 Cup gen 2	PROAM	<b>1:49.879</b>	143.5
17	13:31:56.882	31:56.882	26	Q1 by EMG Motorsport	 BEL	<u>Maciej Darmetko</u>	 POL	Artur Janosz	 POL	Porsche 911 GT3 Cup gen 2	PROAM	<b>1:49.255</b>	144.3





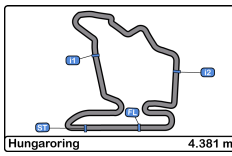
**Hungaroring**  
**GT Cup Open Europe**  
**Race - 2**



**Event Best Maximum Speed**

Nº	Entrant/Team	Nat	Driver 1	Nat	Driver 2	Nat	Vehicle	Cat	Km/h	Session
24	A&P Racing Team PTT Tech Support		Maciej Blazek		Mateusz Lisowski		Porsche 991 GT3 Cup gen 2	PROAM	227.3	Qualifying - 2 Driver - 2
26	Q1 by EMG Motorsport		Maciej Darmetko		Artur Janosz		Porsche 911 GT3 Cup gen 2	PROAM	223.1	Qualifying - 2 Driver - 2
33	Alda Motorsport		Tomasz Magdziarz		Daan Pijl		Porsche 911 GT3 Cup gen 2	PROAM	223.1	Qualifying - 2 Driver - 2
100	Alda Motorsport		Jakub Dwernicki		Jan Antoszewski		Porsche 911 GT3 Cup gen 2	PROAM	222.2	Free Practice - 2
45	Mark Speakerwas/CAME Racing Team		Mark Speakerwas		Peter Karpi		Porsche 911 GT3 Cup gen 1	AM	221.3	Qualifying - 2 Driver - 2
44	Eugenio Pisani/CAME Racing Team		Eugenio Pisani		Stefano Bozzoni		Porsche 911 GT3 Cup gen 1	PROAM	221.3	Qualifying - 2 Driver - 2





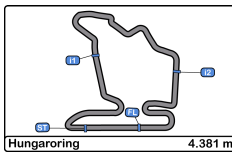
**Hungaroring**  
**GT Cup Open Europe**  
**Race - 2**  
**Lap Chart**



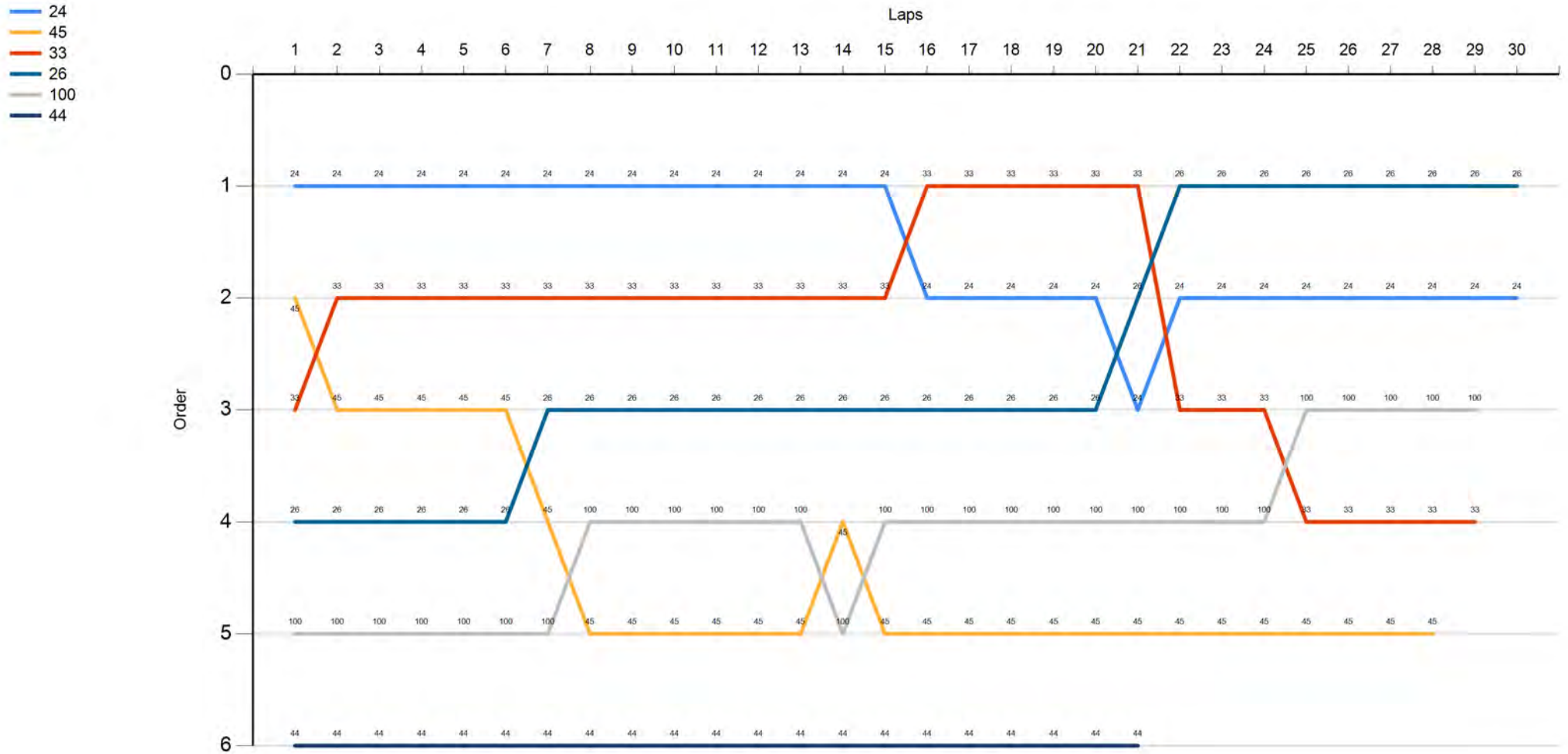
**LAP**

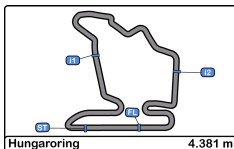
Nr	Po	1	2	3	4	5	6	7	8	9	10	11	12	13	14	15	16	17	18	19	20	21	22	23	24	25	26	27	28	29	30	
24	<b>1</b>	24	24	24	24	24	24	24	24	24	24	24	24	24	24	24	33	33	33	33	33	33	26	26	26	26	26	26	26	26	26	
45	<b>2</b>	45	33	33	33	33	33	33	33	33	33	33	33	33	33	33	24	24	24	24	24	26	24	24	24	24	24	24	24	24	24	
33	<b>3</b>	33	45	45	45	45	45	26	26	26	26	26	26	26	26	26	26	26	26	26	26	24	33	33	33	100	100	100	100	100	100	
26	<b>4</b>	26	26	26	26	26	26	45	100	100	100	100	100	100	45	100	100	100	100	100	100	100	100	100	100	33	33	33	33	33	33	
100	<b>5</b>	100	100	100	100	100	100	100	45	45	45	45	45	45	100	45	45	45	45	45	45	45	45	45	45	45	45	45	45	45	45	45
44	<b>6</b>	44	44	44	44	44	44	44	44	44	44	44	44	44	44	44	44	44	44	44	44	44	44	44	44	44	44	44	44	44	44	44





Hungaroring  
GT Cup Open Europe  
Race - 2  
Graphic Lap Chart



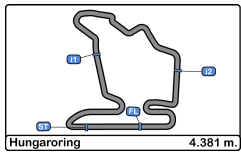


**Hungaroring**  
**GT Cup Open Europe**  
**Race - 2**  
**Pit Stop Analysis**



Nr.	In Day Time	Entrant/Team	Nat	Driver 1	Nat	Driver 2	Nat	Vehicle	Cat	In Time	Stop N°	Pit Time	Handicap	Penalty
100	13:23:06.125	Alda Motorsport		<b>Jakub Dwernicki</b>		Jan Antoszewski		Porsche 911 GT3 Cup gen 2	PROAM	25:10.528	1	1:30.052	1:30	
26	13:24:43.704	Q1 by EMG Motorsport		<b>Maciej Darmetko</b>		Artur Janosz		Porsche 911 GT3 Cup gen 2	PROAM	26:48.108	1	1:40.952	1:30	
45	13:26:14.198	Mark Speakerwas/CAME Racing		<b>Mark Speakerwas</b>		Peter Karpi		Porsche 911 GT3 Cup gen 1	AM	28:18.602	2	1:59.541	1:40	
24	13:27:37.692	A&P Racing Team PTT Tech Su		Maciej Blazek		<b>Mateusz Lisowski</b>		Porsche 991 GT3 Cup gen 2	PROAM	29:42.095	1	1:46.361	1:45	
44	13:32:25.117	Eugenio Pisani/CAME Racing Te		<b>Eugenio Pisani</b>		Stefano Bozzoni		Porsche 911 GT3 Cup gen 1	PROAM	34:29.520	2	1:39.654	1:30	
33	13:33:14.622	Alda Motorsport		Tomasz Magdziarz		<b>Daan Pijl</b>		Porsche 911 GT3 Cup gen 2	PROAM	35:19.025	1	1:35.047	1:35	
100	13:35:55.091	Alda Motorsport		<b>Jakub Dwernicki</b>		Jan Antoszewski		Porsche 911 GT3 Cup gen 2	PROAM	37:59.495	2	1:24.013	1:30	-5.987
45	13:36:06.916	Mark Speakerwas/CAME Racing		<b>Mark Speakerwas</b>		Peter Karpi		Porsche 911 GT3 Cup gen 1	AM	38:11.320	3	1:46.154	1:40	
44	13:36:15.012	Eugenio Pisani/CAME Racing Te		<b>Eugenio Pisani</b>		Stefano Bozzoni		Porsche 911 GT3 Cup gen 1	PROAM	38:19.416	3	44.227	1:30	-45.773
24	13:37:27.462	A&P Racing Team PTT Tech Su		Maciej Blazek		<b>Mateusz Lisowski</b>		Porsche 991 GT3 Cup gen 2	PROAM	39:31.866	2	1:06.387	1:45	-38.613
44	13:39:20.300	Eugenio Pisani/CAME Racing Te		<b>Eugenio Pisani</b>		Stefano Bozzoni		Porsche 911 GT3 Cup gen 1	PROAM	41:24.704	4	1:15.690	1:30	-14.310
33	13:39:22.591	Alda Motorsport		Tomasz Magdziarz		<b>Daan Pijl</b>		Porsche 911 GT3 Cup gen 2	PROAM	41:26.994	2	1:45.345	1:35	

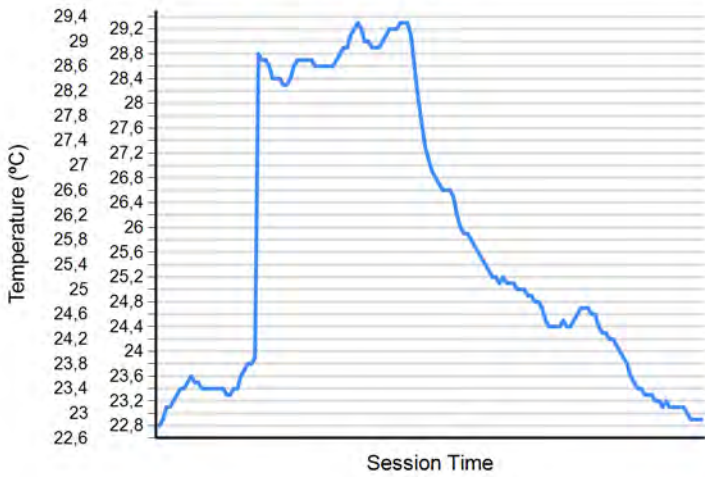




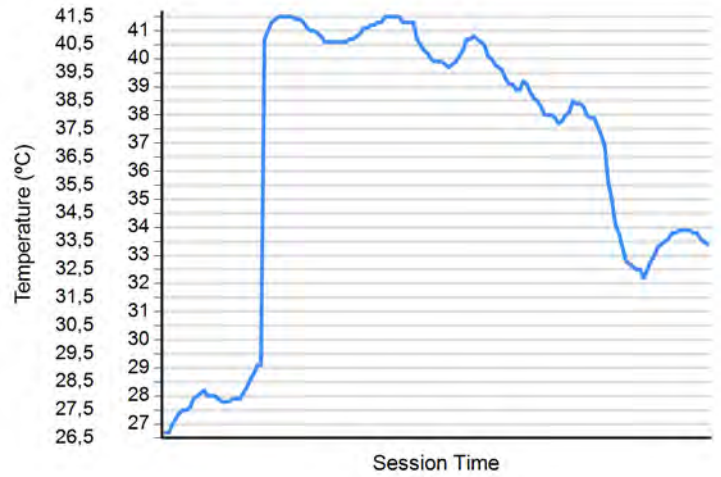
**Hungaroring**  
**GT Cup Open Europe**  
**Race - 2**  
**Weather Report**



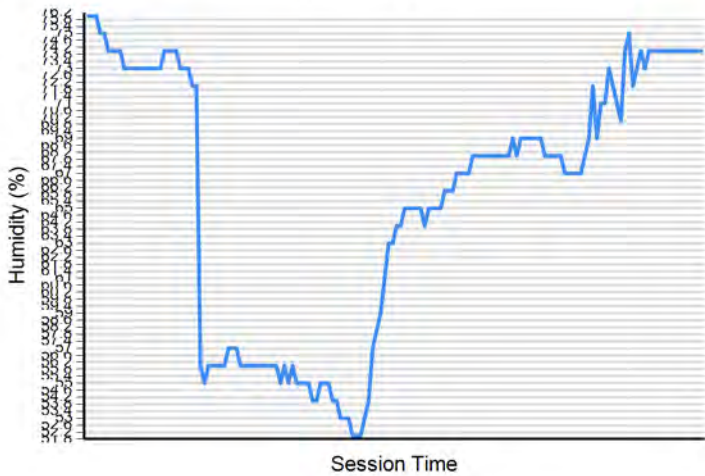
**Air Temperature**



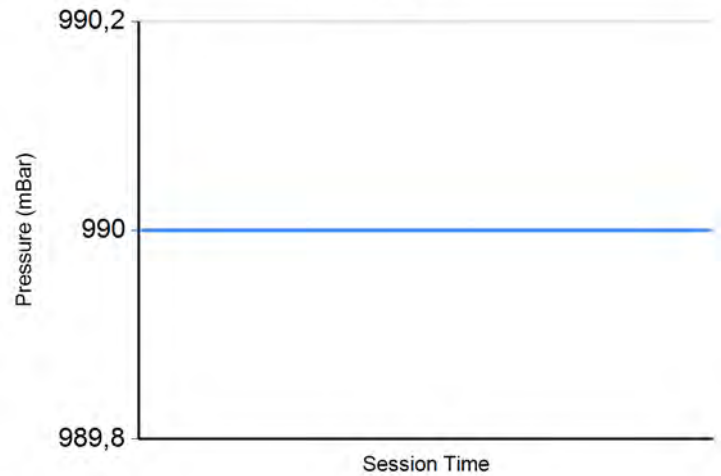
**Track Temperature**



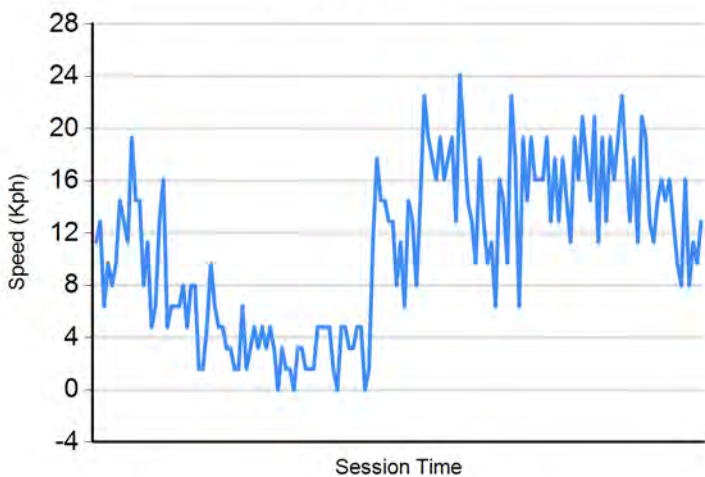
**Humidity**



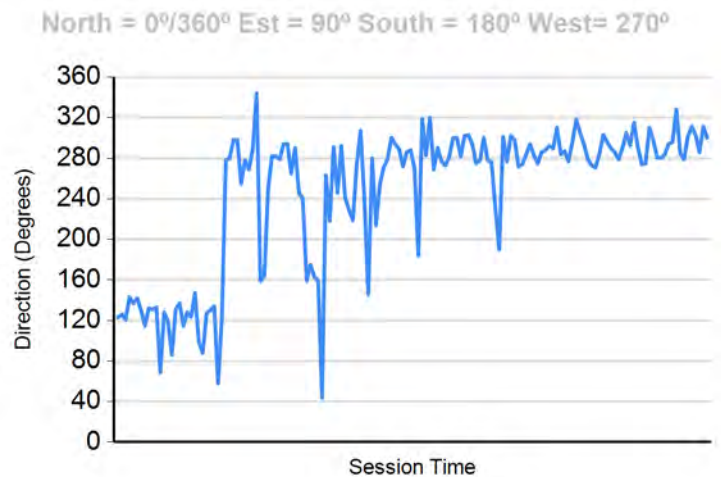
**Pressure**



**Wind Speed**

































**Wind direction**




























## Championship Classification

Cls.	Name	Nat.	Net Pts.	Pts.	 Paul Ricard		 SPA-Francorchamps		 Hungaroring		 Monza		 Barcelona	
					R1	R2	R1	R2	R1	R2	R1	R2	R1	R2
1	Maciej Blazek		64	64	15	8	4	10	15	12				
	Mateusz Lisowski		64	64	15	8	4	10	15	12				
2	Maciej Darmetko		43	43	8	10			10	15				
	Artur Janosz		43	43	8	10			10	15				
3	Jakub Dwernicki		39	39	5	3	5	8	8	10				
	Jan Antoszewski		39	39	5	3	5	8	8	10				
4	Bas Schouten		27	27			12	15						
	Jan Laurysen		27	27			12	15						
5	Andrzej Lewandowski		27	27	12	15								
6	Eugenio Pisani		23	23	3	2	8	4	6					
	Stefano Bozzoni		23	23	3	2	8	4	6					
7	Nicolas Vandierendonck		22	22			10	12						
	Dirk Schouten		22	22			10	12						
8	Nico Verdonck		22	22	10	12								
	Rodrigue Gillion		22	22	10	12								
9	Tomasz Magdziarz		20	20					12	8				
	Daan Pijl		20	20					12	8				
10	Fernando Fortes		20	20	4	4	6	6						
11	Jaap Van Lagen		20	20			15	5						
	Filip Teunkens		20	20			15	5						
12	Glauco Solieri		12	12	6	6								
13	Peter Karpi		11	11					5	6				
	Mark Speakerwas		11	11					5	6				
14	Marcio Mauro		6	6			3	3						
15	Jan Klingelberg		6	6	1	5								
	Dino Zamparelli		6	6	1	5								
16	Fernando Navarrete		3	3	2	1								
	Fernando Navarrete jr		3	3	2	1								
17	Oscar Aristot		0	0										
18	Albert Estragués		0	0										




















### Championship PROAM Classification

Cls.	Name	Nat.	Net Pts.	Pts.	 Paul Ricard		 SPA-Francorchamps		 Hungaroring		 Monza		 Barcelona	
					R1	R2	R1	R2	R1	R2	R1	R2	R1	R2
1	Mateusz Lisowski		30	30	10	6	1	4	5	4				
	Maciej Blazek		30	30	10	6	1	4	5	4				
2	Maciej Darmetko		22	22	6	8			3	5				
	Artur Janosz		22	22	6	8			3	5				
3	Nico Verdonck		18	18	8	10								
	Rodrigue Gillion		18	18	8	10								
4	Jakub Dwernicki		17	17	4	3	2	3	2	3				
	Jan Antoszewski		17	17	4	3	2	3	2	3				
5	Eugenio Pisani		10	10	3	2	3	1	1					
	Stefano Bozzoni		10	10	3	2	3	1	1					
6	Jan Laurysen		9	9			4	5						
	Bas Schouten		9	9			4	5						
7	Filip Teunkens		7	7			5	2						
	Jaap Van Lagen		7	7			5	2						
8	Daan Pijl		6	6					4	2				
	Tomasz Magdziarz		6	6					4	2				
9	Dino Zamparelli		6	6	2	4								
	Jan Klingenberg		6	6	2	4								



















### Championship AM Classification

Cls.	Name	Nat.	Net Pts.	Pts.	 Paul Ricard		 SPA-Francorchamps		 Hungaroring		 Monza		 Barcelona	
					R1	R2	R1	R2	R1	R2	R1	R2	R1	R2
1	Fernando Fortes		20	20	6	6	4	4						
2	Andrzej Lewandowski		20	20	10	10								
3	Glauco Solieri		16	16	8	8								
4	Marcio Mauro		12	12	3	3	3	3						
5	Mark Speakerwas		10	10					5	5				
	Peter Karpí		10	10					5	5				
6	Nicolas Vandierendonck		10	10			5	5						
	Dirk Schouten		10	10			5	5						
7	Fernando Navarrete		8	8	4	4								
	Fernando Navarrete jr		8	8	4	4								
8	Oscar Aristot		6	6	3	3								
9	Albert Estragués		0	0										



### Championship Teams' Classification

Cls.	Team	Nat.	Net Pts.	Pts.	 <b>Paul Ricard</b>		 <b>SPA-Francorchamps</b>		 <b>Hungaroring</b>		 <b>Monza</b>		 <b>Barcelona</b>	
					R1	R2	R1	R2	R1	R2	R1	R2	R1	R2
1	Q1 by EMG Motorsport		62	62	4	6	18	18	6	10				
2	A&P Racing Team PTT Tech Support		38	38	10	4		6	10	8				
3	Alda Motorsport		30	30	2		2	4	12	10				
4	Vincenzo Sospiri Racing		18	18	8	10								
5	CAME Racing Team		14	14			4		5	5				
6	PROsport Racing		14	14	6	8								
7	Three Sixty Racing Team		6	6			3	3						
8	AKM Motorsport		6	6	3	3								
9	J. Morcillo / E2P Racing		2	2		2								



Benigno Granizo 4, 28224 Pozuelo de Alarcon  
 Tel y Fax 91.448.32.06  
 www.cronococa.com  
 info@cronococa.com



Juan Bravo 17, 28006 Madrid  
 Tel 91.432.27.50  
 www.gtssport.es  
 info@gtssport.es








### Drivers Statistics

Cls.	Nº	Name	Nat.	Net Points	Points	First Positions	Seconds Positions	Thirds Positions	Race Fastest Laps	Pole Positions	Laps in first place	Km. covered in Race	Km. covered in Practice
1	24	Maciej Blazek		64	64	2	1	1	1	2	66	920.819	712.779
	24	Mateusz Lisowski		64	64	2	1	1	1	2	66	920.819	712.779
2	26	Maciej Darmetko		43	43	1		2	1		36	586.068	771.517
	26	Artur Janosz		43	43	1		2	1		36	586.068	771.517
3	100	Jakub Dwernicki		39	39			1				905.053	790.859
	100	Jan Antoszewski		39	39			1				905.053	790.859
4	54	Bas Schouten		27	27	1	1				16	336.192	364.208
	54	Jan Laurysen		27	27	1	1				16	336.192	364.208
5	66	Andrzej Lewandowski		27	27	1	1				11	296.922	221.236
6	44	Eugenio Pisani		23	23				1			865.624	753.503
	44	Stefano Bozzoni		23	23				1			865.624	753.503
7	53	Nicolas Vandierendonck		22	22		1	1				336.192	420.240
	53	Dirk Schouten		22	22		1	1				336.192	420.240
8	191	Nico Verdonck		22	22		1	1	1	1	1	296.922	331.854
	191	Rodrigue Gillion		22	22		1	1	1	1	1	296.922	331.854
9	33	Tomasz Magdziarz		20	20		1				6	284.765	52.572
	33	Daan Pijl		20	20		1				6	284.765	52.572
10	32	Fernando Fortes		20	20							620.288	608.732
11	50	Jaap Van Lagen		20	20	1			2	1	18	329.188	273.156
	50	Filip Teunkens		20	20	1			2	1	18	329.188	273.156
12	12	Glauco Solieri		12	12							291.100	291.100
13	45	Peter Karpi		11	11							276.003	61.334
	45	Mark Speakerwas		11	11							276.003	61.334
14	27	Marcio Mauro		6	6						1	608.644	732.088
15	28	Jan Klingelberg		6	6					1	11	291.100	355.142
	28	Dino Zamparelli		6	6					1	11	291.100	355.142
16	190	Fernando Navarrete		3	3							291.100	326.032
	190	Fernando Navarrete jr		3	3							291.100	326.032
17	27	Oscar Aristot		0	0							279.456	395.896
18	126	Albert Estragués		0	0							104.796	432.538



### Drivers Performance

Cls.	Name	Nat.	Net Pts.	Pts.	 Paul Ricard		 SPA-Francorchamps		 Hungaroring		 Monza		 Barcelona	
					R1	R2	R1	R2	R1	R2	R1	R2	R1	R2
1	Maciej Blazek		64	64	3-1	3-4	1-7	6-3	NP-1	1-2				
	Mateusz Lisowski		64	64	3-1	3-4	1-7	6-3	NP-1	1-2				
2	Maciej Darmetko		43	43	2-4	8-3	2-NP	NP-NP	NP-3	5-1				
	Artur Janosz		43	43	2-4	8-3	2-NP	NP-NP	NP-3	5-1				
3	Jakub Dwernicki		39	39	10-6	4-8	7-6	4-4	NP-4	6-3				
	Jan Antoszewski		39	39	10-6	4-8	7-6	4-4	NP-4	6-3				
4	Bas Schouten		27	27	NP-	NP-	3-2	3-1	NP-NP	NP-NP				
	Jan Laurysen		27	27	NP-	NP-	3-2	3-1	NP-NP	NP-NP				
5	Andrzej Lewandowski		27	27	4-2	2-1	NP-NP	NP-NP	NP-NP	NP-NP				
6	Eugenio Pisani		23	23	5-8	11-9	9-4	7-7	NP-5	3-NC				
	Stefano Bozzoni		23	23	5-8	11-9	9-4	7-7	NP-5	3-NC				
7	Nicolas Vandierendonck		22	22	NP-	NP-	6-3	2-2	NP-NP	NP-NP				
	Dirk Schouten		22	22	NP-	NP-	6-3	2-2	NP-NP	NP-NP				
8	Nico Verdonck		22	22	6-3	1-2	NP-NP	NP-NP	NP-NP	NP-NP				
	Rodrigue Gillion		22	22	6-3	1-2	NP-NP	NP-NP	NP-NP	NP-NP				
9	Tomasz Magdziarz		20	20	NP-NP	NP-NP	NP-NP	NP-NP	NP-2	2-4				
	Daan Pijl		20	20	NP-NP	NP-NP	NP-NP	NP-NP	NP-2	2-4				
10	Fernando Fortes		20	20	12-7	9-7	4-5	5-5	NP-NP	NP-NP				
11	Jaap Van Lagen		20	20	NP-	NP-	5-1	1-6	NP-NP	NP-NP				
	Filip Teunkens		20	20	NP-	NP-	5-1	1-6	NP-NP	NP-NP				
12	Glauco Solieri		12	12	9-5	7-5	NP-NP	NP-NP	NP-NP	NP-NP				
13	Peter Karpi		11	11	NP-NP	NP-NP	NP-NP	NP-NP	NP-6	4-5				
	Mark Speakerwas		11	11	NP-NP	NP-NP	NP-NP	NP-NP	NP-6	4-5				
14	Marcio Mauro		6	6	11-11	10-11	8-8	8-8	NP-NP	NP-NP				
15	Jan Klingelberg		6	6	1-10	5-6	NP-NP	NP-NP	NP-NP	NP-NP				
	Dino Zamparelli		6	6	1-10	5-6	NP-NP	NP-NP	NP-NP	NP-NP				
16	Fernando Navarrete		3	3	8-9	12-10	NP-NP	NP-NP	NP-NP	NP-NP				
	Fernando Navarrete jr		3	3	8-9	12-10	NP-NP	NP-NP	NP-NP	NP-NP				
17	Oscar Aristot		0	0	11-11	10-11	NP-NP	NP-NP	NP-NP	NP-NP				
18	Albert Estragués		0	0	7-NC	6-NC	NP-NP	NP-NP	NP-NP	NP-NP				