

**Hungaroring**  
**GT Cup Open Europe**  
**Race - 2**  
**Provisional Results**



Cls	N°	Entrant/Team	Nat	Driver 1	Nat	Driver 2	Nat	Vehicle	Cat	Cl	Laps	Total Time	Gap	Interval	Km/h	Best	Time	Km/h	
1	26	Q1 by EMG Motorsport		<b>Maciej Darmetko</b>		Artur Janosz		Porsche 911 GT3 Cup gen 2	PROAM	1	30	<b>1:01:17.505</b>			128.6	17	1:49.255	144.3	
2	24	A&P Racing Team PTT Tech Support		Maciej Blazek		<b>Mateusz Lisowski</b>		Porsche 991 GT3 Cup gen 2	PROAM	2	30	<b>1:02:18.435</b>	1:00.930	1:00.930	126.5	2	1:49.879	143.5	
3	100 *	Alda Motorsport		<b>Jakub Dwernicki</b>		Jan Antoszewski		Porsche 911 GT3 Cup gen 2	PROAM	3	29	<b>1:01:56.962</b>	1 Lap	1 Lap	123.0	16	1:50.856	142.2	
4	33	Alda Motorsport		Tomasz Magdziarz		<b>Daan Pijl</b>		Porsche 911 GT3 Cup gen 2	PROAM	4	29	<b>1:02:10.194</b>	1 Lap	13.232	122.6	4	1:49.994	143.3	
5	45	Mark Speakerwas/CAME Racing Team		<b>Mark Speakerwas</b>		Peter Karpi		Porsche 911 GT3 Cup gen 1	AM	1	28	<b>1:02:10.944</b>	2 Laps	1 Lap	118.3	6	1:52.749	139.8	
<b>Not classified: (Requirements: 75% of number laps of leader = 23 Laps)</b>																			
	44 *	Eugenio Pisani/CAME Racing Team		<b>Eugenio Pisani</b>		Stefano Bozzoni		Porsche 911 GT3 Cup gen 1	PROAM	5	21	<b>1:00:43.836</b>	9 Laps	7 Laps	90.8	7	1:52.123	140.6	

**Fastest lap Darmetko - Janosz in 1:49.255 at 144.3 Km/h in lap 17**

**\* PENALTIES**

CAR #100 - 3 SECONDS TIME PENALTY ADDED TO RACE TIME - CONTACT WITH CAR 44 T4

CAR #44 - 3 SECONDS TIME PENALTY ADDED TO RACE TIME - CONTACT WITH CAR 100 T4

Published at:.....

Air Temp: **40.8 °C** Temp. Aire: **25.9 °C** Humidity: **65 %** Track Status: **DRY**

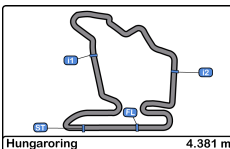
**Stewards:**

**Race Director:**

**Timekeeper:** Luis Angel Garcia Nuñez

JOB/I-0020-ESP





**Hungaroring**  
**GT Cup Open Europe**  
**Race - 2**  
**Provisional Results by Category**



Cls	Nº	Entrant/Team	Nat	Driver 1	Nat	Driver 2	Nat	Vehicle	Cat	Cl	Laps	Total Time	Gap	Interval	Km/h	Best	Time	Km/h	
<b>PROAM</b>																			
1	26	Q1 by EMG Motorsport	POL	<b>Maciej Darmetko</b>	POL	Artur Janosz	POL	Porsche 911 GT3 Cup gen 2	PROAM	1	30	<b>1:01:17.505</b>			128.6	17	1:49.255	144.3	
2	24	A&P Racing Team PTT Tech Support	POL	Maciej Blazek	POL	<b>Mateusz Lisowski</b>	POL	Porsche 991 GT3 Cup gen 2	PROAM	2	30	<b>1:02:18.435</b>	1:00.930	1:00.930	126.5	2	1:49.879	143.5	
3	100 *	Alda Motorsport	POL	<b>Jakub Dwernicki</b>	POL	Jan Antoszewski	POL	Porsche 911 GT3 Cup gen 2	PROAM	3	29	<b>1:01:56.962</b>	1 Lap	1 Lap	123.0	16	1:50.856	142.2	
4	33	Alda Motorsport	POL	Tomasz Magdziarz	POL	<b>Daan Pijl</b>	NLD	Porsche 911 GT3 Cup gen 2	PROAM	4	29	<b>1:02:10.194</b>	1 Lap	13.232	122.6	4	1:49.994	143.3	
<b>Not classified: (Requirements: 75% of number laps of leader = 23 Laps)</b>																			
	44 *	Eugenio Pisani/CAME Racing Team	ITA	<b>Eugenio Pisani</b>	ITA	Stefano Bozzoni	ITA	Porsche 911 GT3 Cup gen 1	PROAM	5	21	<b>1:00:43.836</b>	9 Laps	8 Laps	90.8	7	1:52.123	140.6	
<b>AM</b>																			
1	45	Mark Speakerwas/CAME Racing Team	ITA	<b>Mark Speakerwas</b>	ITA	Peter Karpi	HUN	Porsche 911 GT3 Cup gen 1	AM	1	28	<b>1:02:10.944</b>			118.3	6	1:52.749	139.8	

Fastest lap Darmetko - Janosz in 1:49.255 at 144.3 Km/h in lap 17

**\* PENALTIES**

CAR #100 - 3 SECONDS TIME PENALTY ADDED TO RACE TIME - CONTACT WITH CAR 44 T4

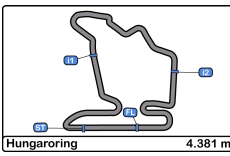
CAR #44 - 3 SECONDS TIME PENALTY ADDED TO RACE TIME - CONTACT WITH CAR 100 T4

Published at:.....

Air Temp: **40.8 °C** Temp. Aire: **25.9 °C** Humidity: **65 %** Track Status: **DRY**

<b>Stewards:</b>	<b>Race Director:</b>	<b>Timekeeper:</b> Luis Angel García Nuñez JOB/I-0020-ESP
------------------	-----------------------	--





**Hungaroring**  
**GT Cup Open Europe**  
**Race - 2**



**Provisional Results by Class**

Cls	N°	Entrant/Team	Nat	Driver 1	Nat	Driver 2	Nat	Vehicle	Cat	Cl	Laps	Total Time	Gap	Interval	Km/h	Best	Time	Km/h	
<b>GT Open Cup Europe</b>																			
1	26	Q1 by EMG Motorsport	POL	<b>Maciej Darmetko</b>	POL	Artur Janosz	POL	Porsche 911 GT3 Cup gen 2	PROAM	1	30	<b>1:01:17.505</b>			128.6	17	1:49.255	144.3	
2	24	A&P Racing Team PTT Tech Support	POL	Maciej Blazek	POL	<b>Mateusz Lisowski</b>	POL	Porsche 991 GT3 Cup gen 2	PROAM	2	30	<b>1:02:18.435</b>	1:00.930	1:00.930	126.5	2	1:49.879	143.5	
3	100 *	Alda Motorsport	POL	<b>Jakub Dwernicki</b>	POL	Jan Antoszewski	POL	Porsche 911 GT3 Cup gen 2	PROAM	3	29	<b>1:01:56.962</b>	1 Lap	1 Lap	123.0	16	1:50.856	142.2	
4	33	Alda Motorsport	POL	Tomasz Magdziarz	POL	<b>Daan Pijl</b>	NLD	Porsche 911 GT3 Cup gen 2	PROAM	4	29	<b>1:02:10.194</b>	1 Lap	13.232	122.6	4	1:49.994	143.3	
5	45	Mark Speakerwas/CAME Racing Team	HUN	<b>Mark Speakerwas</b>	HUN	Peter Karpi	HUN	Porsche 911 GT3 Cup gen 1	AM	1	28	<b>1:02:10.944</b>	2 Laps	1 Lap	118.3	6	1:52.749	139.8	
<b>Not classified: (Requirements: 75% of number laps of leader = 23 Laps)</b>																			
	44 *	Eugenio Pisani/CAME Racing Team	ITA	<b>Eugenio Pisani</b>	ITA	Stefano Bozzoni	ITA	Porsche 911 GT3 Cup gen 1	PROAM	5	21	<b>1:00:43.836</b>	9 Laps	7 Laps	90.8	7	1:52.123	140.6	

**Fastest lap Darmetko - Janosz in 1:49.255 at 144.3 Km/h in lap 17**

**\* PENALTIES**

CAR #100 - 3 SECONDS TIME PENALTY ADDED TO RACE TIME - CONTACT WITH CAR 44 T4

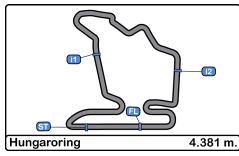
CAR #44 - 3 SECONDS TIME PENALTY ADDED TO RACE TIME - CONTACT WITH CAR 100 T4

Published at:.....

Air Temp: **40.8 °C** Temp. Aire: **25.9 °C** Humidity: **65 %** Track Status: **DRY**

<b>Stewards:</b>	<b>Race Director:</b>	<b>Timekeeper:</b> Luis Angel Garcia Nuñez <i>[Signature]</i> JOB/I-0020-ESP
------------------	-----------------------	--





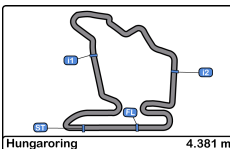
**Hungaroring**  
**GT Cup Open Europe**  
**Race - 2**



**Provisional Classification by Driver Fastest Lap**

Cl	N°	Entrant/Team	Nat	Vehicle	Driver	Nat	Cat	Cl	Laps	Best	Time	Gap	Interval	Km/h
1	26	Q1 by EMG Motorsport	BEL	Porsche 911 GT3 Cup gen 2	Artur Janosz	POL	PROAM	1	16	3	1:49.255			144.3
2	24	A&P Racing Team PTT Tech Support	POL	Porsche 991 GT3 Cup gen 2	Mateusz Lisowski	POL	PROAM	2	16	2	1:49.879	0.624	0.624	143.5
3	33	Alda Motorsport	POL	Porsche 911 GT3 Cup gen 2	Daan Pijl	NLD	PROAM	3	19	4	1:49.994	0.739	0.115	143.3
4	100	Alda Motorsport	POL	Porsche 911 GT3 Cup gen 2	Jan Antoszewski	POL	PROAM	4	16	3	1:50.856	1.601	0.862	142.2
5	44	Eugenio Pisani/CAME Racing Team	ITA	Porsche 911 GT3 Cup gen 1	Eugenio Pisani	ITA	PROAM	5	11	7	1:52.123	2.868	1.267	140.6
6	45	Mark Speakerwas/CAME Racing Team	ITA	Porsche 911 GT3 Cup gen 1	Mark Speakerwas	ITA	AM	1	14	6	1:52.749	3.494	0.626	139.8
7	26	Q1 by EMG Motorsport	BEL	Porsche 911 GT3 Cup gen 2	Maciej Darmetko	POL	PROAM	6	14	9	1:53.018	3.763	0.269	139.5
8	100	Alda Motorsport	POL	Porsche 911 GT3 Cup gen 2	Jakub Dwernicki	POL	PROAM	7	13	4	1:54.000	4.745	0.982	138.3
9	45	Mark Speakerwas/CAME Racing Team	ITA	Porsche 911 GT3 Cup gen 1	Peter Karpi	HUN	AM	2	14	2	1:55.701	6.446	1.701	136.3
10	24	A&P Racing Team PTT Tech Support	POL	Porsche 991 GT3 Cup gen 2	Maciej Blazek	POL	PROAM	8	14	2	1:57.484	8.229	1.783	134.2
11	33	Alda Motorsport	POL	Porsche 911 GT3 Cup gen 2	Tomasz Magdziarz	POL	PROAM	9	10	10	2:04.517	15.262	7.033	126.6
12	44	Eugenio Pisani/CAME Racing Team	ITA	Porsche 911 GT3 Cup gen 1	Stefano Bozzoni	ITA	PROAM	10	10	9	2:05.118	15.863	0.601	126.0





**Hungaroring**  
**GT Cup Open Europe**

**Race - 2**

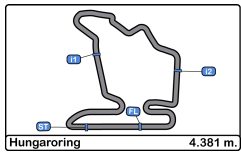
**Distance and Speed Average**



Hungaroring 4.381 m.

Cls	Nº	Entrant/Team	Nat	Driver 1	Nat	Driver 2	Nat	Vehicle	Cat	Cls	Laps	Distance	Total Time	Km/h
1	26	Q1 by EMG Motorsport		<b>Maciej Darmetko</b>		Artur Janosz		Porsche 911 GT3 Cup gen 2	PROAM	1	30	131.43	1:01:17.505	128.6
2	24	A&P Racing Team PTT Tech Support		Maciej Blazek		<b>Mateusz Lisowski</b>		Porsche 991 GT3 Cup gen 2	PROAM	2	30	131.43	1:02:18.435	126.5
3	100	Alda Motorsport		<b>Jakub Dwernicki</b>		Jan Antoszewski		Porsche 911 GT3 Cup gen 2	PROAM	3	29	127.04	1:01:56.962	123.0
4	33	Alda Motorsport		Tomasz Magdziarz		<b>Daan Pijl</b>		Porsche 911 GT3 Cup gen 2	PROAM	4	29	127.04	1:02:10.194	122.6
5	45	Mark Speakerwas/CAME Racing Team		<b>Mark Speakerwas</b>		Peter Karpi		Porsche 911 GT3 Cup gen 1	AM	1	28	122.66	1:02:10.944	118.3
<b>Not classified: (Requirements: 75% of number laps of leader = 23 Laps)</b>														
	44	Eugenio Pisani/CAME Racing Team		<b>Eugenio Pisani</b>		Stefano Bozzoni		Porsche 911 GT3 Cup gen 1	PROAM	5	21	92.00	1:00:43.836	90.8





**Hungaroring**  
**GT Cup Open Europe**  
**Race - 2**  
**Lap Analysis**

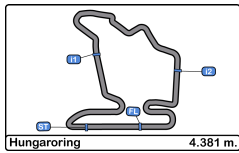


**24** Maciej Blazek Porsche 991 GT3 Cup gen 2 **26** Maciej Darmetko Porsche 911 GT3 Cup gen 2

PROAM Mateusz Lisowski A&P Racing Team PTT Tech PROAM Artur Janosz Q1 by EMG Motorsport

Lap	D	Time	Sector 1	Sector 2	Sector 3	T. Spd	Elapsed	Lap	D	Time	Sector 1	Sector 2	Sector 3	T. Spd	Elapsed
1	2	1:58.238	45.165	42.306	30.767	215.5	1:58.238	1	1	2:01.123	46.681	42.872	31.570	213.0	2:01.123
2	2	<b>1:49.879</b>	39.044	<b>40.233</b>	<b>30.602</b>	222.2	3:48.117	2	1	1:53.380	40.059	41.837	31.484	218.6	3:54.503
3	2	1:49.881	<b>38.875</b>	40.360	30.646	223.1	5:37.998	3	1	1:53.696	40.490	41.916	31.290	218.6	5:48.199
4	2	1:50.332	38.928	40.652	30.752	221.7	7:28.330	4	1	1:53.199	40.353	41.463	31.383	219.0	7:41.398
5	2	1:50.449	39.104	40.649	30.696	220.8	9:18.779	5	1	1:53.703	40.555	41.864	31.284	218.6	9:35.101
6	2	1:50.473	39.026	40.561	30.886	221.7	11:09.252	6	1	1:53.285	40.023	42.020	31.242	217.7	11:28.386
7	2	1:50.875	39.241	40.806	30.828	221.7	13:00.127	7	1	1:54.058	40.005	41.894	32.159	218.6	13:22.444
8	2	1:50.920	39.024	40.902	30.994	222.2	14:51.047	8	1	1:54.116	40.244	42.428	31.444	216.0	15:16.560
9	2	1:51.186	39.106	40.937	31.143	222.2	16:42.233	9	1	1:53.018	40.096	41.783	31.139	217.7	17:09.578
10	2	1:50.845	39.114	40.798	30.933	221.3	18:33.078	10	1	1:54.468	41.032	42.024	31.412	217.3	19:04.046
11	2	1:51.455	39.234	41.171	31.050	222.2	20:24.533	11	1	1:53.991	40.191	42.132	31.668	217.3	20:58.037
12	2	1:51.378	39.181	40.918	31.279	222.2	22:15.911	12	1	1:54.658	40.083	42.529	32.046	218.1	22:52.695
13	2	1:50.907	39.177	40.800	30.930	222.6	24:06.818	13	1	1:56.870	41.319	43.518	32.033	208.4	24:49.565
14	2	1:51.349	39.196	40.981	31.172	222.2	25:58.167	14	1	2:01.278 P	40.357	43.640	37.281	213.8	26:50.843
15	2	1:51.819	39.392	41.196	31.231	220.4	27:49.986	15	2	3:30.983	2:18.679	41.784	30.520		30:21.826
16	2	1:54.750 P	39.191	41.263	34.296	221.7	29:44.736	16	2	1:50.204	39.337	<b>40.183</b>	30.684	218.1	32:12.030
17	1	3:38.102	2:21.957	43.939	32.206		33:22.838	17	2	<b>1:49.255</b>	38.784	40.216	<b>30.255</b>	219.0	34:01.285
18	1	1:57.484	40.389	43.712	33.383	221.3	35:20.322	18	2	1:49.482	<b>38.742</b>	40.222	30.518	218.6	35:50.767
19	1	2:02.079	40.274	45.416	36.389	221.3	37:22.401	19	2	1:56.639	38.999	42.404	35.236	216.0	37:47.406
20	1	2:12.008 P	42.547	49.219	40.242	218.1	39:34.409	20	2	2:03.649	41.634	46.815	35.200	217.3	39:51.055
21	1	3:17.939	1:45.019	48.733	44.187		42:52.348	21	2	2:29.410	55.623	56.947	36.840	216.8	42:20.465
22	1	2:27.762	1:01.551	49.750	36.461	82.7	45:20.110	22	2	2:11.389	43.179	51.146	37.064	213.4	44:31.854
23	1	2:09.550	43.674	49.776	36.100	214.2	47:29.660	23	2	2:09.809	42.654	50.738	36.417	214.2	46:41.663
24	1	2:10.704	44.065	50.944	35.695	216.8	49:40.364	24	2	2:13.346	42.674	50.635	40.037	216.0	48:55.009
25	1	2:07.655	43.454	49.900	34.301	216.8	51:48.019	25	2	2:39.161	57.048	59.255	42.858	148.5	51:34.170
26	1	2:06.513	43.059	48.854	34.600	219.5	53:54.532	26	2	2:02.703	41.397	49.235	32.071	219.9	53:36.873
27	1	2:05.993	42.657	48.557	34.779	219.0	56:00.525	27	2	1:57.025	40.106	45.089	31.830	217.3	55:33.898
28	1	2:05.050	42.536	47.714	34.800	218.1	58:05.575	28	2	1:57.595	40.154	45.526	31.915	221.3	57:31.493
29	1	2:05.672	42.771	48.345	34.556	219.0	1:00:11.247	29	2	1:53.853	40.481	41.994	31.378	217.3	59:25.346
30	1	2:07.188	43.196	48.699	35.293	218.1	1:02:18.435	30	2	1:52.159	39.468	41.326	31.365	219.9	1:01:17.505





**Hungaroring**  
**GT Cup Open Europe**  
**Race - 2**  
**Lap Analysis**



**33**

Tomasz Magdziarz

Porsche 911 GT3 Cup gen 2 **45**

Mark Speakerwas

Porsche 911 GT3 Cup gen 1

PROAM

Daan Pijl

Alda Motorsport

AM

Peter Karpi

CAME Racing Team

Lap	D	Time	Sector 1	Sector 2	Sector 3	T. Spd	Elapsed	Lap	D	Time	Sector 1	Sector 2	Sector 3	T. Spd	Elapsed
1	2	2:00.137	45.973	42.849	31.315	212.1	2:00.137	1	1	1:59.996	45.712	42.883	31.401	211.3	1:59.996
2	2	1:50.280	39.142	40.500	30.638	220.4	3:50.417	2	1	1:54.142	40.508	41.945	31.689	217.3	3:54.138
3	2	1:50.512	39.192	40.630	30.690	217.7	5:40.929	3	1	1:53.754	40.217	41.902	31.635	215.5	5:47.892
4	2	<b>1:49.994</b>	<b>39.065</b>	40.415	<b>30.514</b>	217.7	7:30.923	4	1	1:53.290	39.924	41.688	31.678	215.5	7:41.182
5	2	1:50.356	39.218	40.464	30.674	216.8	9:21.279	5	1	1:53.337	40.276	41.599	31.462	214.2	9:34.519
6	2	1:50.128	39.228	<b>40.283</b>	30.617	217.7	11:11.407	6	1	<b>1:52.749</b>	<b>39.901</b>	<b>41.521</b>	<b>31.327</b>	215.1	11:27.268
7	2	1:50.501	39.227	40.497	30.777	218.1	13:01.908	7	1	1:58.243 P	40.184	42.306	35.753	214.7	13:25.511
8	2	1:50.341	39.250	40.415	30.676	217.7	14:52.249	8	1	3:27.659	2:13.422	42.439	31.798		16:53.170
9	2	1:51.175	39.173	41.040	30.962	218.6	16:43.424	9	1	1:54.418	40.496	42.438	31.484	215.1	18:47.588
10	2	1:50.588	39.332	40.616	30.640	218.1	18:34.012	10	1	1:54.190	40.042	42.458	31.690	214.7	20:41.778
11	2	1:50.756	39.163	40.753	30.840	218.6	20:24.768	11	1	1:53.983	40.246	42.035	31.702	216.0	22:35.761
12	2	1:51.314	39.331	40.766	31.217	219.5	22:16.082	12	1	1:53.903	40.385	41.991	31.527	215.5	24:29.664
13	2	1:50.962	39.387	40.686	30.889	220.8	24:07.044	13	1	1:53.908	40.003	42.443	31.462	215.5	26:23.572
14	2	1:51.329	39.324	40.781	31.224	219.9	25:58.373	14	1	1:57.615 P	40.422	42.593	34.600	215.5	28:21.187
15	2	1:51.784	39.472	41.166	31.146	219.9	27:50.157	15	2	3:51.425	2:36.564	42.630	32.231		32:12.612
16	2	1:51.737	39.390	41.095	31.252	219.0	29:41.894	16	2	1:55.701	40.721	42.534	32.446	214.2	34:08.313
17	2	1:52.352	39.478	41.536	31.338	217.3	31:34.246	17	2	1:56.081	41.065	43.229	31.787	213.8	36:04.394
18	2	1:52.203	39.499	41.406	31.298	216.8	33:26.449	18	2	2:09.385 P	40.626	46.288	42.471	213.8	38:13.779
19	2	1:55.304 P	39.469	41.139	34.696	217.3	35:21.753	19	2	4:10.526	2:34.104	58.083	38.339		42:24.305
20	1	3:40.846	2:14.067	48.881	37.898		39:02.599	20	2	2:15.753	45.739	52.496	37.518	206.8	44:40.058
21	1	2:27.257 P	48.825	54.211	44.221	209.7	41:29.856	21	2	2:14.711	44.861	52.852	36.998	206.8	46:54.769
22	1	4:24.572	2:35.811	1:02.905	45.856		45:54.428	22	2	2:13.184	44.831	51.710	36.643	208.0	49:07.953
23	1	2:53.256	1:02.435	1:04.290	46.531	132.3	48:47.684	23	2	2:28.657	45.274	59.005	44.378	209.7	51:36.610
24	1	2:41.710	56.987	1:00.468	44.255	131.7	51:29.394	24	2	2:09.051	44.395	49.913	34.743	205.7	53:45.661
25	1	2:19.728	56.421	48.845	34.462	211.7	53:49.122	25	2	2:07.271		2:57.100	34.827	212.1	55:52.932
26	1	2:05.984	42.824	47.976	35.184	215.1	55:55.106	26	2	2:06.286	42.946	47.979	35.361	210.9	57:59.218
27	1	2:05.211	43.006	47.332	34.873	214.2	58:00.317	27	2	2:05.742	43.329	47.435	34.978	210.1	1:00:04.960
28	1	2:05.360	43.317	46.993	35.050	214.7	1:00:05.677	28	2	2:05.984	42.815	47.783	35.386	210.1	1:02:10.944
29	1	2:04.517	42.667	46.874	34.976	213.8	1:02:10.194								

**44**

Eugenio Pisani

Porsche 911 GT3 Cup gen 1

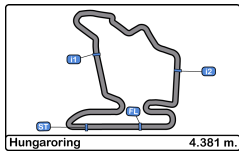
PROAM

Stefano Bozzoni

CAME Racing Team

Lap	D	Time	Sector 1	Sector 2	Sector 3	T. Spd	Elapsed
1	1	2:02.313	46.861	43.659	31.793	212.1	2:02.313
2	1	2:16.703 P	46.962	49.603	40.138	217.3	4:19.016
3	1	14:58.151	13:45.426	41.591	31.134		19:17.167
4	1	1:58.403	40.344	44.865	33.194	215.5	21:15.570
5	1	1:55.410	39.955	41.420	34.035	214.7	23:10.980
6	1	1:53.790	40.225	42.397	31.168	215.5	25:04.770
7	1	<b>1:52.123</b>	<b>39.626</b>	41.567	<b>30.930</b>	215.5	26:56.893
8	1	1:52.942	39.990	41.834	31.118	215.5	28:49.835
9	1	1:52.757	39.775	41.661	31.321	215.5	30:42.592
10	1	1:52.225	39.802	<b>41.268</b>	31.155	215.1	32:34.817
11	1	1:57.131 P	39.810	41.970	35.351	215.1	34:31.948
12	2	3:49.830 P	2:17.117	47.691	45.022		38:21.778
13	2	3:05.334 P	1:26.354	54.645	44.335		41:27.112
14	2	3:28.860	1:57.345	53.530	37.985		44:55.972
15	2	2:17.086	46.677	52.308	38.101	207.2	47:13.058
16	2	2:16.387	46.725	52.782	36.880	206.8	49:29.445
17	2	2:12.344	45.648	51.044	35.652	208.8	51:41.789
18	2	2:09.520	44.847	49.760	34.913	209.3	53:51.309
19	2	2:09.697	44.343	49.254	36.100	211.7	56:01.006
20	2	2:05.118	43.574	47.224	34.320	211.3	58:06.124
21	2	2:34.712	42.823	1:16.781	35.108	213.4	1:00:40.836





**Hungaroring**  
**GT Cup Open Europe**  
**Race - 2**  
**Lap Analysis**



100

Jakub Dwernicki

Porsche 911 GT3 Cup gen 2

PROAM

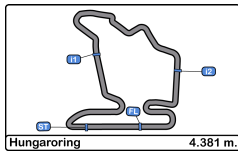
Jan Antoszewski

Alda Motorsport

Lap	D	Time	Sector 1	Sector 2	Sector 3	T. Spd	Elapsed
1	1	2:02.046	47.080	43.188	31.778	213.0	2:02.046
2	1	1:54.538	40.873	42.061	31.604	216.4	3:56.584
3	1	1:55.873	40.887	42.578	32.408	216.8	5:52.457
4	1	1:54.000	40.561	41.937	31.502	215.5	7:46.457
5	1	1:54.619	40.660	42.172	31.787	216.0	9:41.076
6	1	1:54.952	40.172	42.902	31.878	216.0	11:36.028
7	1	1:55.845	40.829	42.978	32.038	216.4	13:31.873
8	1	1:54.864	40.610	42.497	31.757	216.8	15:26.737
9	1	1:55.409	40.701	42.634	32.074	216.4	17:22.146
10	1	1:54.283	40.341	42.024	31.918	216.4	19:16.429
11	1	2:00.069	40.828	46.904	32.337	216.8	21:16.498
12	1	1:56.724	40.526	44.278	31.920	218.1	23:13.222
13	1	2:00.134 P	40.441	42.951	36.742	217.7	25:13.356
14	2	3:21.900	2:07.312	43.435	31.153		28:35.256
15	2	1:52.147	40.089	41.344	30.714	217.3	30:27.403
16	2	1:50.856	39.496	40.628	30.732	217.7	32:18.259
17	2	1:51.538	39.775	40.976	30.787	216.4	34:09.797
18	2	1:51.186	39.416	40.858	30.912	216.8	36:00.983
19	2	2:01.260 P	39.550	42.936	38.774	217.3	38:02.243
20	2	3:25.133	2:01.338	47.948	35.847		41:27.376
21	2	2:08.504	43.440	49.188	35.876	213.0	43:35.880
22	2	2:21.758	43.258	52.960	45.540	212.1	45:57.638
23	2	2:53.312	1:02.994	1:04.118	46.200	132.5	48:50.950
24	2	2:40.282	57.239	59.729	43.314	127.8	51:31.232
25	2	2:07.598	43.128	50.024	34.446	214.7	53:38.830
26	2	2:04.431	42.657	47.668	34.106	215.1	55:43.261
27	2	2:03.514	41.985	46.429	35.100	215.1	57:46.775
28	2	2:03.989	42.562	46.480	34.947	213.8	59:50.764
29	2	2:03.198	42.611	46.343	34.244	214.2	1:01:53.962







**Hungaroring**  
**GT Cup Open Europe**  
**Race - 2**



**Analysis by Lap**

Num	Lap Time	Gap
<b>Lap 1</b>		
24	1:58.238	
45	1:59.996	01.758
33	2:00.137	01.899
26	2:01.123	02.885
100	2:02.046	03.808
44	2:02.313	04.075
<b>Num Lap Time Gap</b>		
<b>Lap 2</b>		
24	1:49.879	
33	1:50.280	02.300
45	1:54.142	06.021
26	1:53.380	06.386
100	1:54.538	08.467
44	2:16.703	30.899
<b>Num Lap Time Gap</b>		
<b>Lap 3</b>		
24	1:49.881	
33	1:50.512	02.931
45	1:53.754	09.894
26	1:53.696	10.201
100	1:55.873	14.459
<b>Num Lap Time Gap</b>		
<b>Lap 4</b>		
24	1:50.332	
33	1:49.994	02.593
45	1:53.290	12.852
26	1:53.199	13.068
100	1:54.000	18.127
<b>Num Lap Time Gap</b>		
<b>Lap 5</b>		
24	1:50.449	
33	1:50.356	02.500
45	1:53.337	15.740
26	1:53.703	16.322
100	1:54.619	22.297
<b>Num Lap Time Gap</b>		
<b>Lap 6</b>		
24	1:50.473	
33	1:50.128	02.155
45	1:52.749	18.016
26	1:53.285	19.134
100	1:54.952	26.776
<b>Num Lap Time Gap</b>		
<b>Lap 7</b>		
24	1:50.875	
33	1:50.501	01.781
26	1:54.058	22.317
45	1:58.243	25.384
100	1:55.845	31.746
<b>Num Lap Time Gap</b>		
<b>Lap 8</b>		
24	1:50.920	
33	1:50.341	01.202
26	1:54.116	25.513

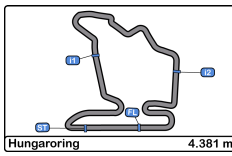
Num	Lap Time	Gap
100	1:54.864	35.690
<b>Num Lap Time Gap</b>		
<b>Lap 9</b>		
24	1:51.186	
33	1:51.175	01.191
45	3:27.659	1 Lap
26	1:53.018	27.345
100	1:55.409	39.913
<b>Num Lap Time Gap</b>		
<b>Lap 10</b>		
24	1:50.845	
33	1:50.588	00.934
45	1:54.418	1 Lap
26	1:54.468	30.968
100	1:54.283	43.351
44	14:58.151	7 Laps
<b>Num Lap Time Gap</b>		
<b>Lap 11</b>		
24	1:51.455	
33	1:50.756	00.235
45	1:54.190	1 Lap
26	1:53.991	33.504
44	1:58.403	7 Laps
100	2:00.069	51.965
<b>Num Lap Time Gap</b>		
<b>Lap 12</b>		
24	1:51.378	
33	1:51.314	00.171
45	1:53.983	1 Lap
26	1:54.658	36.784
44	1:55.410	7 Laps
100	1:56.724	57.311
<b>Num Lap Time Gap</b>		
<b>Lap 13</b>		
24	1:50.907	
33	1:50.962	00.226
45	1:53.903	1 Lap
26	1:56.870	42.747
44	1:53.790	7 Laps
100	2:00.134	1:06.538
<b>Num Lap Time Gap</b>		
<b>Lap 14</b>		
24	1:51.349	
33	1:51.329	00.206
45	1:53.908	1 Lap
26	2:01.278	52.676
44	1:52.123	7 Laps
<b>Num Lap Time Gap</b>		
<b>Lap 15</b>		
24	1:51.819	
33	1:51.784	00.171
45	1:57.615	1 Lap
100	3:21.900	1 Lap
44	1:52.942	7 Laps

Num	Lap Time	Gap
<b>Lap 16</b>		
33	1:51.737	
24	1:54.750	02.842
26	3:30.983	1 Lap
100	1:52.147	1 Lap
44	1:52.757	7 Laps
<b>Num Lap Time Gap</b>		
<b>Lap 17</b>		
33	1:52.352	
26	1:50.204	1 Lap
45	3:51.425	2 Laps
100	1:50.856	1 Lap
44	1:52.225	7 Laps
24	3:38.102	1:48.592
<b>Num Lap Time Gap</b>		
<b>Lap 18</b>		
33	1:52.203	
26	1:49.255	1 Lap
45	1:55.701	2 Laps
100	1:51.538	1 Lap
44	1:57.131	7 Laps
24	1:57.484	1:53.873
<b>Num Lap Time Gap</b>		
<b>Lap 19</b>		
33	1:55.304	
26	1:49.482	1 Lap
100	1:51.186	1 Lap
45	1:56.081	2 Laps
24	2:02.079	2:00.648
26	1:56.639	2:25.653
100	2:01.260	2:40.490
45	2:09.385	1 Lap
44	3:49.830	7 Laps
<b>Num Lap Time Gap</b>		
<b>Lap 20</b>		
33	3:40.846	
24	2:12.008	31.810
26	2:03.649	48.456
44	3:05.334	7 Laps
100	3:25.133	2:24.777
<b>Num Lap Time Gap</b>		
<b>Lap 21</b>		
33	2:27.257	
26	2:29.410	50.609
45	4:10.526	2 Laps
24	3:17.939	1:22.492
100	2:08.504	2:06.024
<b>Num Lap Time Gap</b>		
<b>Lap 22</b>		
26	2:11.389	
45	2:15.753	2 Laps
44	3:28.860	8 Laps
24	2:27.762	48.256
33	4:24.572	1:22.574
100	2:21.758	1:25.784

Num	Lap Time	Gap
<b>Lap 23</b>		
26	2:09.809	
45	2:14.711	2 Laps
44	2:17.086	8 Laps
24	2:09.550	47.997
33	2:53.256	2:06.021
100	2:53.312	2:09.287
<b>Num Lap Time Gap</b>		
<b>Lap 24</b>		
26	2:13.346	
45	2:13.184	2 Laps
44	2:16.387	8 Laps
24	2:10.704	45.355
33	2:41.710	2:34.385
100	2:40.282	2:36.223
<b>Num Lap Time Gap</b>		
<b>Lap 25</b>		
26	2:39.161	
45	2:28.657	2 Laps
44	2:12.344	8 Laps
24	2:07.655	13.849
<b>Num Lap Time Gap</b>		
<b>Lap 26</b>		
26	2:02.703	
100	2:07.598	1 Lap
45	2:09.051	2 Laps
33	2:19.728	1 Lap
44	2:09.520	8 Laps
24	2:06.513	17.659
<b>Num Lap Time Gap</b>		
<b>Lap 27</b>		
26	1:57.025	
100	2:04.431	1 Lap
45	2:07.271	2 Laps
33	2:05.984	1 Lap
24	2:05.993	26.627
44	2:09.697	8 Laps
<b>Num Lap Time Gap</b>		
<b>Lap 28</b>		
26	1:57.595	
100	2:03.514	1 Lap
45	2:06.286	2 Laps
33	2:05.211	1 Lap
24	2:05.050	34.082
44	2:05.118	8 Laps
<b>Num Lap Time Gap</b>		
<b>Lap 29</b>		
26	1:53.853	
100	2:03.989	1 Lap
45	2:05.742	2 Laps
33	2:05.360	1 Lap
24	2:05.672	45.901
44	2:34.712	8 Laps

Num	Lap Time	Gap
<b>Lap 30</b>		
26	1:52.159	
100	2:03.198	1 Lap
33	2:04.517	1 Lap
45	2:05.984	2 Laps
24	2:07.188	1:00.930



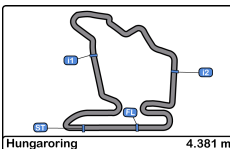


**Hungaroring**  
**GT Cup Open Europe**  
**Race - 2**  
**Best Sectors Results**



		Sector - 1			Sector - 2			Sector - 3			Ideal Lap vs Best Lap				
Clas	Nº	Driver	Time	Nº	Driver	Time	Nº	Driver	Time	Clas	Nº	Driver	Ideal Lap	Best Lap	Clas
1	26	Darmetko - Janosz	38.742	26	Darmetko - Janosz	40.183	26	Darmetko - Janosz	30.255	1	26	Darmetko - Janosz	1:49.180	1:49.255	1
2	24	Blazek - Lisowski	38.875	24	Blazek - Lisowski	40.233	33	Magdziarz - Pijl	30.514	2	24	Blazek - Lisowski	1:49.710	1:49.879	2
3	33	Magdziarz - Pijl	39.065	33	Magdziarz - Pijl	40.283	24	Blazek - Lisowski	30.602	3	33	Magdziarz - Pijl	1:49.862	1:49.994	3
4	100	Dwernicki - Antoszewski	39.416	100	Dwernicki - Antoszewski	40.628	100	Dwernicki - Antoszewski	30.714	4	100	Dwernicki - Antoszewski	1:50.758	1:50.856	4
5	44	Pisani - Bozzoni	39.626	44	Pisani - Bozzoni	41.268	44	Pisani - Bozzoni	30.930	5	44	Pisani - Bozzoni	1:51.824	1:52.123	5
6	45	Speakerwas - Karpi	39.901	45	Speakerwas - Karpi	41.521	45	Speakerwas - Karpi	31.327	6	45	Speakerwas - Karpi	1:52.749	1:52.749	6





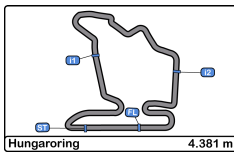
**Hungaroring**  
**GT Cup Open Europe**  
**Race - 2**  
**Leader Sequence**



Hungaroring 4.381 m.

N°	Entrant/Team	Nat	Driver 1	Nat	Driver 2	Nat	Vehicle	Cat	Start Lap	End Lap	Laps	Total Laps
24	A&P Racing Team PTT Tech Support		Maciej Blazek		<u>Mateusz Lisowski</u>		Porsche 991 GT3 Cup gen 2	PROAM	1	15	15	15
33	Alda Motorsport		Tomasz Magdziarz		<u>Daan Pijl</u>		Porsche 911 GT3 Cup gen 2	PROAM	16	21	6	6
26	Q1 by EMG Motorsport		<u>Maciej Darmetko</u>		Artur Janosz		Porsche 911 GT3 Cup gen 2	PROAM	22	30	9	9



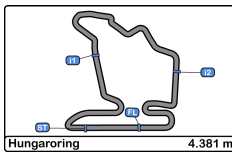


**Hungaroring**  
**GT Cup Open Europe**  
**Race - 2**  
**Best 5 Lap Times**



Cl	N°	Entrant/Team	Nat	Driver 1	Nat	Driver 2	Nat	Vehicle	Cat	Cl	Best 1		Best 2		Best 3		Best 4		Best 5	
											Time	Lap	Time	Lap	Time	Lap	Time	Lap	Time	Lap
1	26	Q1 by EMG Motorsport	BEL	<b>Maciej Darmetko</b>	POL	Artur Janosz	POL	Porsche 911 GT3 Cup gen 2	PROAM	1	<b>1:49.255</b>	17	1:49.482	18	1:50.204	16	1:52.159	30	1:53.018	9
2	24	A&P Racing Team PTT Tech Support	POL	Maciej Blazek	POL	<b>Mateusz Lisowski</b>	POL	Porsche 991 GT3 Cup gen 2	PROAM	2	<b>1:49.879</b>	2	1:49.881	3	1:50.332	4	1:50.449	5	1:50.473	6
3	33	Alda Motorsport	POL	Tomasz Magdziarz	POL	<b>Daan Pijl</b>	NLD	Porsche 911 GT3 Cup gen 2	PROAM	3	<b>1:49.994</b>	4	1:50.128	6	1:50.280	2	1:50.341	8	1:50.356	5
4	100	Alda Motorsport	POL	<b>Jakub Dwernicki</b>	POL	Jan Antoszewski	POL	Porsche 911 GT3 Cup gen 2	PROAM	4	<b>1:50.856</b>	16	1:51.186	18	1:51.538	17	1:52.147	15	1:54.000	4
5	44	Eugenio Pisani/CAME Racing Team	ITA	<b>Eugenio Pisani</b>	ITA	Stefano Bozzoni	ITA	Porsche 911 GT3 Cup gen 1	PROAM	5	<b>1:52.123</b>	7	1:52.225	10	1:52.757	9	1:52.942	8	1:53.790	6
6	45	Mark Speakerwas/CAME Racing	ITA	<b>Mark Speakerwas</b>	ITA	Peter Karpi	HUN	Porsche 911 GT3 Cup gen 1	AM	1	<b>1:52.749</b>	6	1:53.290	4	1:53.337	5	1:53.754	3	1:53.903	12



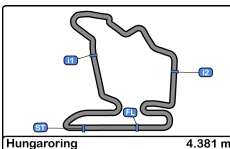


**Hungaroring**  
**GT Cup Open Europe**  
**Race - 2**  
**Best 5 Top Speeds**



Cl	N°	Entrant/Team	Nat	Driver 1	Nat	Driver 2	Nat	Vehicle	Cat	Cl	Top 1		Top 2		Top 3		Top 4		Top 5		Avg
											Km/h	Lap	Km/h	Lap	Km/h	Lap	Km/h	Lap	Km/h	Lap	
1	24	A&P Racing Team PTT Tech Support	POL	Maciej Blazek	POL	Mateusz Lisowski	POL	Porsche 991 GT3 Cup gen 2	PROAM	1	223.1	3	222.6	13	222.2	2	222.2	8	222.2	9	222.4
2	26	Q1 by EMG Motorsport	BEL	Maciej Darmetko	POL	Artur Janosz	POL	Porsche 911 GT3 Cup gen 2	PROAM	2	221.3	28	219.9	26	219.9	30	219.0	4	219.0	17	219.8
3	33	Alda Motorsport	POL	Tomasz Magdziarz	POL	Daan Pijl	NLD	Porsche 911 GT3 Cup gen 2	PROAM	3	220.8	13	220.4	2	219.9	14	219.9	15	219.5	12	220.1
4	100	Alda Motorsport	POL	Jakub Dwernicki	POL	Jan Antoszewski	POL	Porsche 911 GT3 Cup gen 2	PROAM	4	218.1	12	217.7	13	217.7	16	217.3	15	217.3	19	217.6
5	44	Eugenio Pisani/CAME Racing Team	ITA	Eugenio Pisani	ITA	Stefano Bozzoni	ITA	Porsche 911 GT3 Cup gen 1	PROAM	5	217.3	2	215.5	4	215.5	6	215.5	7	215.5	8	215.9
6	45	Mark Speakerwas/CAME Racing	ITA	Mark Speakerwas	ITA	Peter Karpi	HUN	Porsche 911 GT3 Cup gen 1	AM	1	217.3	2	216.0	11	215.5	3	215.5	4	215.5	12	216.0











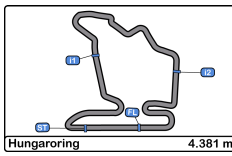
**Hungaroring**  
**GT Cup Open Europe**  
**Race - 2**



**Fastest Laps Sequence**

Lap	Time of Day	Session Time	N°	Entrant/Team	Nat	Driver 1	Nat	Driver 2	Nat	Vehicle	Cat	Time	Km/h
2	13:01:43.713	1:43.713	24	A&P Racing Team PTT Tech Support	 POL	Maciej Blazek	 POL	<u>Mateusz Lisowski</u>	 POL	Porsche 991 GT3 Cup gen 2	PROAM	<b>1:49.879</b>	143.5
17	13:31:56.882	31:56.882	26	Q1 by EMG Motorsport	 BEL	<u>Maciej Darmetko</u>	 POL	Artur Janosz	 POL	Porsche 911 GT3 Cup gen 2	PROAM	<b>1:49.255</b>	144.3





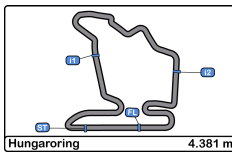
**Hungaroring**  
**GT Cup Open Europe**  
**Race - 2**



**Event Best Maximum Speed**

Nº	Entrant/Team	Nat	Driver 1	Nat	Driver 2	Nat	Vehicle	Cat	Km/h	Session
24	A&P Racing Team PTT Tech Support		Maciej Blazek		Mateusz Lisowski		Porsche 991 GT3 Cup gen 2	PROAM	227.3	Qualifying - 2 Driver - 2
26	Q1 by EMG Motorsport		Maciej Darmetko		Artur Janosz		Porsche 911 GT3 Cup gen 2	PROAM	223.1	Qualifying - 2 Driver - 2
33	Alda Motorsport		Tomasz Magdziarz		Daan Pijl		Porsche 911 GT3 Cup gen 2	PROAM	223.1	Qualifying - 2 Driver - 2
100	Alda Motorsport		Jakub Dwernicki		Jan Antoszewski		Porsche 911 GT3 Cup gen 2	PROAM	222.2	Free Practice - 2
45	Mark Speakerwas/CAME Racing Team		Mark Speakerwas		Peter Karpi		Porsche 911 GT3 Cup gen 1	AM	221.3	Qualifying - 2 Driver - 2
44	Eugenio Pisani/CAME Racing Team		Eugenio Pisani		Stefano Bozzoni		Porsche 911 GT3 Cup gen 1	PROAM	221.3	Qualifying - 2 Driver - 2





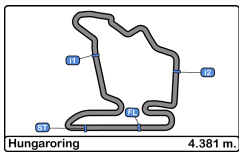
**Hungaroring**  
**GT Cup Open Europe**  
**Race - 2**  
**Lap Chart**



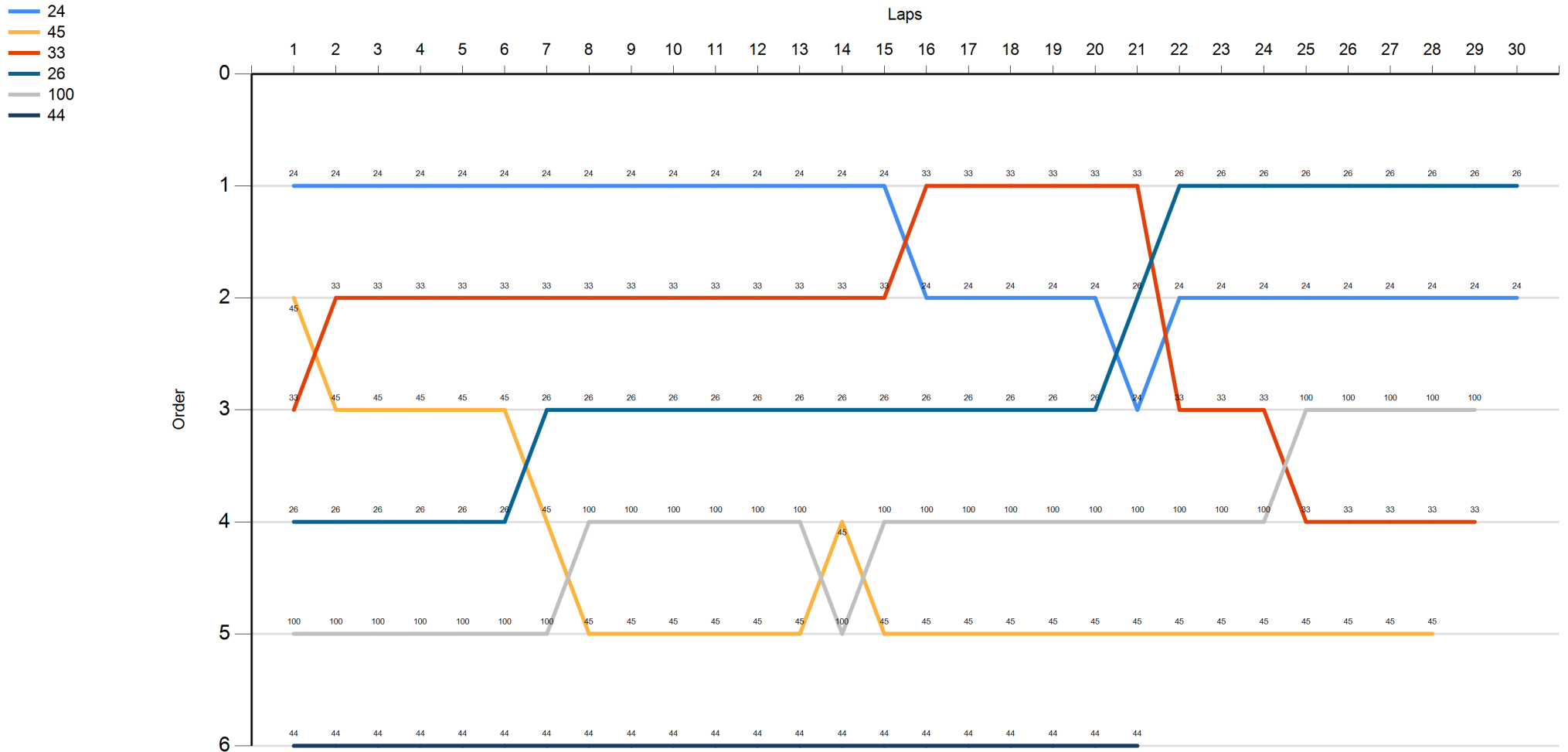
LAP																															
Nr	Po	1	2	3	4	5	6	7	8	9	10	11	12	13	14	15	16	17	18	19	20	21	22	23	24	25	26	27	28	29	30
24	1	24	24	24	24	24	24	24	24	24	24	24	24	24	24	24	33	33	33	33	33	33	26	26	26	26	26	26	26	26	
45	2	45	33	33	33	33	33	33	33	33	33	33	33	33	33	24	24	24	24	24	26	24	24	24	24	24	24	24	24		
33	3	33	45	45	45	45	45	26	26	26	26	26	26	26	26	26	26	26	26	26	24	33	33	33	100	100	100	100	100		
26	4	26	26	26	26	26	26	45	100	100	100	100	100	100	45	100	100	100	100	100	100	100	100	100	33	33	33	33	33		
100	5	100	100	100	100	100	100	100	45	45	45	45	45	45	100	45	45	45	45	45	45	45	45	45	45	45	45	45	45		
44	6	44	44	44	44	44	44	44	44	44	44	44	44	44	44	44	44	44	44	44	44	44	44	44	44	44	44	44	44		

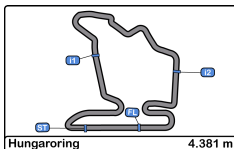






**Hungaroring**  
**GT Cup Open Europe**  
**Race - 2**  
**Graphic Lap Chart**



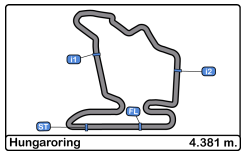


**Hungaroring**  
**GT Cup Open Europe**  
**Race - 2**  
**Pit Stop Analysis**



Nr.	In Day Time	Entrant/Team	Nat	Driver 1	Nat	Driver 2	Nat	Vehicle	Cat	In Time	Stop N°	Pit Time	Handicap	Penalty
100	13:23:06.125	Alda Motorsport		<b>Jakub Dwernicki</b>		Jan Antoszewski		Porsche 911 GT3 Cup gen 2	PROAM	25:10.528	1	1:30.052	1:30	
26	13:24:43.704	Q1 by EMG Motorsport		<b>Maciej Darmetko</b>		Artur Janosz		Porsche 911 GT3 Cup gen 2	PROAM	26:48.108	1	1:40.952	1:30	
45	13:26:14.198	Mark Speakerwas/CAME Racing		<b>Mark Speakerwas</b>		Peter Karpi		Porsche 911 GT3 Cup gen 1	AM	28:18.602	2	1:59.541	1:40	
24	13:27:37.692	A&P Racing Team PTT Tech Su		Maciej Blazek		<b>Mateusz Lisowski</b>		Porsche 991 GT3 Cup gen 2	PROAM	29:42.095	1	1:46.361	1:45	
44	13:32:25.117	Eugenio Pisani/CAME Racing Te		<b>Eugenio Pisani</b>		Stefano Bozzoni		Porsche 911 GT3 Cup gen 1	PROAM	34:29.520	2	1:39.654	1:30	
33	13:33:14.622	Alda Motorsport		Tomasz Magdziarz		<b>Daan Pijl</b>		Porsche 911 GT3 Cup gen 2	PROAM	35:19.025	1	1:35.047	1:35	
100	13:35:55.091	Alda Motorsport		<b>Jakub Dwernicki</b>		Jan Antoszewski		Porsche 911 GT3 Cup gen 2	PROAM	37:59.495	2	1:24.013	1:30	-5.987
45	13:36:06.916	Mark Speakerwas/CAME Racing		<b>Mark Speakerwas</b>		Peter Karpi		Porsche 911 GT3 Cup gen 1	AM	38:11.320	3	1:46.154	1:40	
44	13:36:15.012	Eugenio Pisani/CAME Racing Te		<b>Eugenio Pisani</b>		Stefano Bozzoni		Porsche 911 GT3 Cup gen 1	PROAM	38:19.416	3	44.227	1:30	-45.773
24	13:37:27.462	A&P Racing Team PTT Tech Su		Maciej Blazek		<b>Mateusz Lisowski</b>		Porsche 991 GT3 Cup gen 2	PROAM	39:31.866	2	1:06.387	1:45	-38.613
44	13:39:20.300	Eugenio Pisani/CAME Racing Te		<b>Eugenio Pisani</b>		Stefano Bozzoni		Porsche 911 GT3 Cup gen 1	PROAM	41:24.704	4	1:15.690	1:30	-14.310
33	13:39:22.591	Alda Motorsport		Tomasz Magdziarz		<b>Daan Pijl</b>		Porsche 911 GT3 Cup gen 2	PROAM	41:26.994	2	1:45.345	1:35	

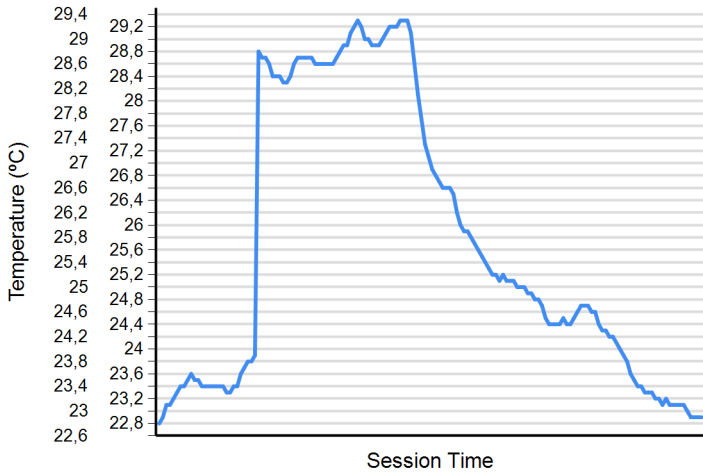




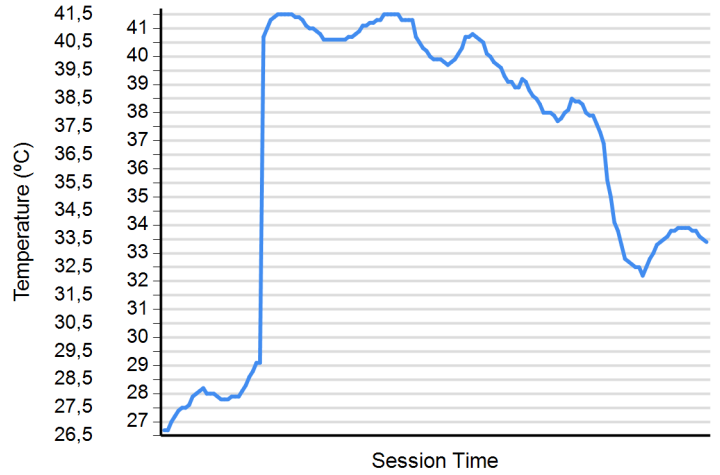
**Hungaroring**  
**GT Cup Open Europe**  
**Race - 2**  
**Weather Report**



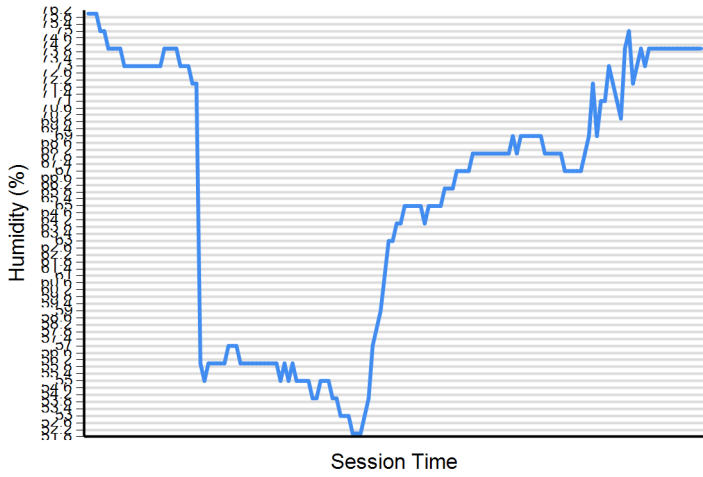
**Air Temperature**



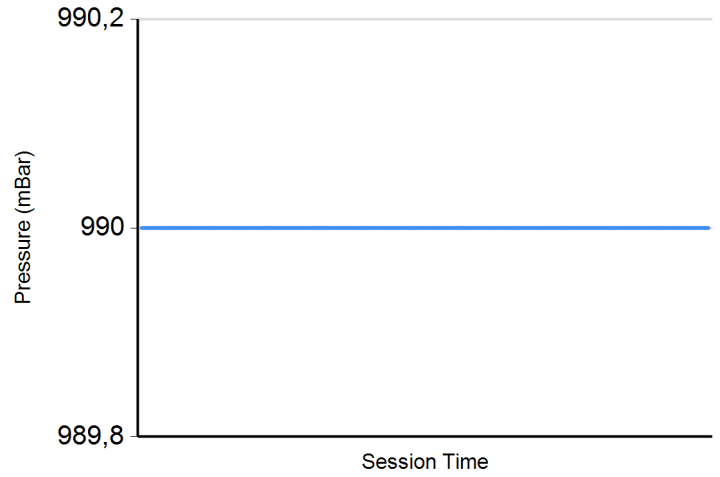
**Track Temperature**



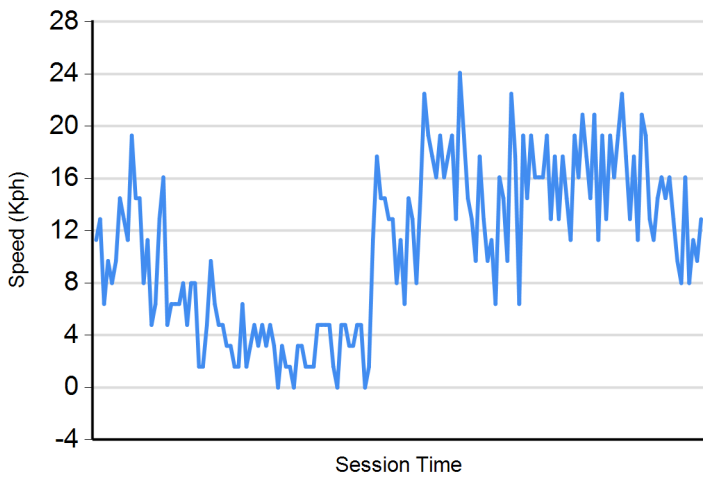
**Humidity**



**Pressure**



**Wind Speed**



**Wind direction**

North = 0°/360° Est = 90° South = 180° West = 270°

