

Hungaroring
GT Cup Open Europe
Qualifying - 2 Driver - 2
Provisional Results



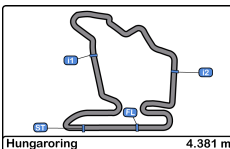
Cls	Nº	Entrant/Team	Nat	Driver 1	Nat	Driver 2	Nat	Vehicle	Cat	Cls	Laps	Best	Time	Gap	Interval	Km/h
1	24	A&P Racing Team PTT Tech Support		Maciej Blazek		<u>Mateusz Lisowski</u>		Porsche 991 GT3 Cup gen 2	PROAM	1	11	10	1:48.012			146.0
2	33	Alda Motorsport		Tomasz Magdziarz		<u>Daan Pijl</u>		Porsche 911 GT3 Cup gen 2	PROAM	2	12	7	1:49.823	1.811	1.811	143.6
3	44	Eugenio Pisani/CAME Racing Team		<u>Eugenio Pisani</u>		Stefano Bozzoni		Porsche 911 GT3 Cup gen 1	PROAM	3	15	7	1:50.680	2.668	0.857	142.4
4	45	Mark Speakerwas/CAME Racing		<u>Mark Speakerwas</u>		Peter Karpi		Porsche 911 GT3 Cup gen 1	AM	1	14	10	1:51.419	3.407	0.739	141.5
5	26	Q1 by EMG Motorsport		<u>Maciej Darmetko</u>		Artur Janosz		Porsche 911 GT3 Cup gen 2	PROAM	4	9	7	1:52.280	4.268	0.861	140.4
6	100	Alda Motorsport		<u>Jakub Dwernicki</u>		Jan Antoszewski		Porsche 911 GT3 Cup gen 2	PROAM	5	7	6	1:54.142	6.130	1.862	138.1

Published at:.....

Track Temp: 30.9 °C Air Temp: 24.6 °C Humidity: 70 % Track Status: DRY

Stewards:	Race Director:	Timekeeper: Luis Angel Garcia Nuñez JOB/I-0020-ESP
-----------	----------------	----------------------------------------------------------





Hungaroring
GT Cup Open Europe
Qualifying - 2 Driver - 2
Provisional Results by Category



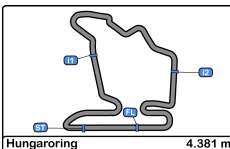
Cls	Nº	Entrant/Team	Nat	Driver 1	Nat	Driver 2	Nat	Vehicle	Cat	Cls	Laps	Best	Time	Gap	Interval	Km/h
PROAM																
1	24	A&P Racing Team PTT Tech Support		Maciej Blazek		<u>Mateusz Lisowski</u>		Porsche 991 GT3 Cup gen 2	PROAM	1	11	10	1:48.012			146.0
2	33	Alda Motorsport		Tomasz Magdziarz		<u>Daan Pijl</u>		Porsche 911 GT3 Cup gen 2	PROAM	2	12	7	1:49.823	1.811	1.811	143.6
3	44	Eugenio Pisani/CAME Racing Team		<u>Eugenio Pisani</u>		Stefano Bozzoni		Porsche 911 GT3 Cup gen 1	PROAM	3	15	7	1:50.680	2.668	0.857	142.4
4	26	Q1 by EMG Motorsport		<u>Maciej Darmetko</u>		Artur Janosz		Porsche 911 GT3 Cup gen 2	PROAM	4	9	7	1:52.280	4.268	1.600	140.4
5	100	Alda Motorsport		<u>Jakub Dwernicki</u>		Jan Antoszewski		Porsche 911 GT3 Cup gen 2	PROAM	5	7	6	1:54.142	6.130	1.862	138.1
AM																
1	45	Mark Speakerwas/CAME Racing		<u>Mark Speakerwas</u>		Peter Karpi		Porsche 911 GT3 Cup gen 1	AM	1	14	10	1:51.419			141.5

Published at:.....

Track Temp: 30.9 °C Air Temp: 24.6 °C Humidity: 70 % Track Status: DRY

Stewards:	Race Director:	Timekeeper: Luis Angel Garcia Nunez JOB/I-0020-ESP
------------------	-----------------------	-----------------------------------------------------------------





Hungaroring
GT Cup Open Europe
Qualifying - 2 Driver - 2
Provisional Results by Class



Cls	Nº	Entrant/Team	Nat	Driver 1	Nat	Driver 2	Nat	Vehicle	Cat	Cls	Laps	Best	Time	Gap	Interval	Km/h
GT Open Cup Europe																
1	24	A&P Racing Team PTT Tech Support	POL	Maciej Blazek	POL	<u>Mateusz Lisowski</u>	POL	Porsche 991 GT3 Cup gen 2	PROAM	1	11	10	1:48.012			146.0
2	33	Alda Motorsport	POL	Tomasz Magdziarz	POL	<u>Daan Pijl</u>	NLD	Porsche 911 GT3 Cup gen 2	PROAM	2	12	7	1:49.823	1.811	1.811	143.6
3	44	Eugenio Pisani/CAME Racing Team	ITA	<u>Eugenio Pisani</u>	ITA	Stefano Bozzoni	ITA	Porsche 911 GT3 Cup gen 1	PROAM	3	15	7	1:50.680	2.668	0.857	142.4
4	45	Mark Speakerwas/CAME Racing	ITA	<u>Mark Speakerwas</u>	ITA	Peter Karpi	HUN	Porsche 911 GT3 Cup gen 1	AM	1	14	10	1:51.419	3.407	0.739	141.5
5	26	Q1 by EMG Motorsport	BEL	<u>Maciej Darmetko</u>	POL	Artur Janosz	POL	Porsche 911 GT3 Cup gen 2	PROAM	4	9	7	1:52.280	4.268	0.861	140.4
6	100	Alda Motorsport	POL	<u>Jakub Dwernicki</u>	POL	Jan Antoszewski	POL	Porsche 911 GT3 Cup gen 2	PROAM	5	7	6	1:54.142	6.130	1.862	138.1

Published at:.....

Track Temp: 30.9 °C Air Temp: 24.6 °C Humidity: 70 % Track Status: DRY

Stewards:	Race Director:	Timekeeper: Luis Angel García Nuñez <i>[Signature]</i> JOB/I-0020-ESP
------------------	-----------------------	------------------------------------------------------------------------------------





Hungaroring
GT Cup Open Europe
Qualifying - 2 Driver - 2
Lap Analysis



24 Maciej Blazek Porsche 991 GT3 Cup gen 2 **44** Eugenio Pisani Porsche 911 GT3 Cup gen 1

PROAM Mateusz Lisowski A&P Racing Team PTT Tech							PROAM Stefano Bozzoni CAME Racing Team								
Lap	D	Time	Sector 1	Sector 2	Sector 3	T. Spd	Elapsed	Lap	D	Time	Sector 1	Sector 2	Sector 3	T. Spd	Elapsed
1	2	9:03:22.366	9:02:06.754	43.990	31.622		9:03:22.366	1	1	9:02:47.593	9:01:15.989	56.535	35.069		9:02:47.593
2	2	1:50.214	39.080	40.777	30.357	225.4	9:05:12.580	2	1	1:53.903	40.458	42.191	31.254	219.0	9:04:41.496
3	2	1:56.459	38.749	44.224	33.486	225.9	9:07:09.039	3	1	1:52.229	39.708	41.654	30.867	219.9	9:06:33.725
4	2	1:49.173	38.591	40.227	30.355	227.3	9:08:58.212	4	1	1:53.833	39.663	43.231	30.939	219.9	9:08:27.558
5	2	1:50.078	38.945	40.533	30.600	226.8	9:10:48.290	5	1	1:57.231	39.377	43.721	34.133	219.9	9:10:24.789
6	2	1:50.049	38.682	40.515	30.822	226.4	9:12:38.309	6	1	1:50.984	39.303	40.842	30.836	219.9	9:12:15.770
7	2	2:00.224 P	38.739	44.001	37.484	226.4	9:14:38.533	7	1	1:50.680	39.004	40.830	30.846	219.9	9:14:06.450
8	2	7:45.093	6:31.140	42.613	31.340		9:22:23.626	8	1	1:55.508 P	39.246	40.908	35.354	219.9	9:16:01.958
9	2	1:48.336	38.294	39.928	30.114	225.4	9:24:11.962	9	1	3:44.968	2:28.611	42.957	33.400		9:19:46.926
10	2	1:48.012	38.179	39.833	30.000	226.4	9:25:59.974	10	1	1:50.774	39.220	40.771	30.783	220.4	9:21:37.700
11	2	2:10.089 P	46.602	45.812	37.675	212.1	9:28:10.063	11	1	1:50.920	39.139	40.945	30.836	221.3	9:23:28.620

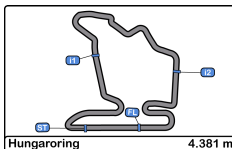
26 Maciej Darmetko Porsche 911 GT3 Cup gen 2

PROAM Artur Janosz Q1 by EMG Motorsport							45 Mark Speakerwas Porsche 911 GT3 Cup gen 1								
Lap	D	Time	Sector 1	Sector 2	Sector 3	T. Spd	Elapsed	Lap	D	Time	Sector 1	Sector 2	Sector 3	T. Spd	Elapsed
1	1	9:02:41.238	9:01:19.765	48.142	33.331		9:02:41.238	1	1	9:02:59.134	9:01:31.760	51.319	36.055		9:02:59.134
2	1	1:55.859	41.487	42.538	31.834	219.9	9:04:37.097	2	1	2:00.965	42.958	45.627	32.380	202.6	9:05:00.099
3	1	1:53.677	40.172	42.244	31.261	220.4	9:06:30.774	3	1	1:53.898	40.541	41.847	31.510	217.7	9:06:53.997
4	1	2:20.468 P	41.781	55.559	43.128	220.8	9:08:51.242	4	1	1:54.895	40.105	42.189	32.601	219.5	9:08:48.892
5	1	8:01.583	6:46.572	43.523	31.488		9:16:52.825	5	1	1:54.972	40.668	42.275	32.029	219.0	9:10:43.864
6	1	1:54.960	40.847	41.606	32.507	221.3	9:18:47.785	6	1	1:52.203	39.696	41.271	31.236	219.9	9:12:36.067
7	1	1:52.280	39.678	41.405	31.197	222.2	9:20:40.065	7	1	1:52.373	39.446	41.547	31.380	218.6	9:14:28.440
8	1	1:53.879	39.479	41.377	33.023	223.1	9:22:33.944	8	1	1:59.441 P	39.673	41.421	38.347	220.4	9:16:27.881
9	1	2:00.044 P	40.002	41.719	38.323	221.7	9:24:33.988	9	1	3:22.216	2:07.132	43.166	31.918		9:19:50.097

33 Tomasz Magdziarz Porsche 911 GT3 Cup gen 2

PROAM Daan Pijl Alda Motorsport							100 Jakub Dwernicki Porsche 911 GT3 Cup gen 2								
Lap	D	Time	Sector 1	Sector 2	Sector 3	T. Spd	Elapsed	Lap	D	Time	Sector 1	Sector 2	Sector 3	T. Spd	Elapsed
1	2	9:02:22.504	9:01:00.726	47.870	33.908		9:02:22.504	1	1	9:02:23.032	9:00:59.442	47.975	35.615		9:02:23.032
2	2	1:55.561	41.341	42.915	31.305	217.7	9:04:18.065	2	1	1:56.562	41.596	43.065	31.901	216.8	9:04:19.594
3	2	1:50.949	39.437	40.661	30.851	219.5	9:06:09.014	3	1	1:54.614	40.406	42.472	31.736	219.9	9:06:14.208
4	2	1:50.294	39.276	40.492	30.526	220.8	9:07:59.308	4	1	1:54.182	40.007	42.878	31.297	221.7	9:08:08.390
5	2	1:50.137	39.093	40.573	30.471	221.3	9:09:49.445	5	1	1:53.750	40.033	41.961	31.756	220.4	9:10:02.140
6	2	1:51.155	39.207	41.436	30.512	221.7	9:11:40.600	6	1	1:54.142	39.930	42.074	32.138	220.4	9:11:56.282
7	2	1:49.823	39.057	40.273	30.493	222.2	9:13:30.423	7	1	2:03.497 P	40.163	45.015	38.319	220.4	9:13:59.779
8	2	1:53.544 P	38.938	40.502	34.104	222.2	9:15:23.967								
9	2	9:07.481	7:46.225	47.596	33.660		9:24:31.448								
10	2	1:56.686	43.397	41.707	31.582	171.4	9:26:28.134								
11	2	1:49.372	38.810	40.196	30.366	223.1	9:28:17.506								
12	2	2:26.576 P	42.315	55.041	49.220	222.6	9:30:44.082								



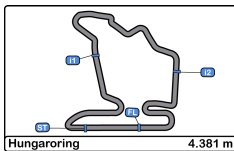


Hungaroring
GT Cup Open Europe
Qualifying - 2 Driver - 2
Best Sectors Results



		Sector - 1			Sector - 2			Sector - 3			Ideal Lap vs Best Lap				
Clas	Nº	Driver	Time	Nº	Driver	Time	Nº	Driver	Time	Clas	Nº	Driver	Ideal Lap	Best Lap	Clas
1	24	Mateusz Lisowski	38.179	24	Mateusz Lisowski	39.833	24	Mateusz Lisowski	30.000	1	24	Mateusz Lisowski	1:48.012	1:48.012	1
2	33	Daan Pijl	38.810	33	Daan Pijl	40.196	33	Daan Pijl	30.366	2	33	Daan Pijl	1:49.372	1:49.823	2
3	44	Eugenio Pisani	39.004	44	Eugenio Pisani	40.771	44	Eugenio Pisani	30.783	3	44	Eugenio Pisani	1:50.558	1:50.680	3
4	45	Mark Speakerwas	39.371	45	Mark Speakerwas	41.084	45	Mark Speakerwas	30.912	4	45	Mark Speakerwas	1:51.367	1:51.419	4
5	26	Maciej Darmetko	39.479	26	Maciej Darmetko	41.377	26	Maciej Darmetko	31.197	5	26	Maciej Darmetko	1:52.053	1:52.280	5
6	100	Jakub Dwernicki	39.930	100	Jakub Dwernicki	41.961	100	Jakub Dwernicki	31.297	6	100	Jakub Dwernicki	1:53.188	1:54.142	6



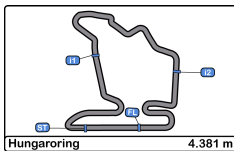


Hungaroring
GT Cup Open Europe
Qualifying - 2 Driver - 2
Best 5 Lap Times



Cl	N°	Entrant/Team	Nat	Driver 1	Nat	Driver 2	Nat	Vehicle	Cat	Cl	Best 1		Best 2		Best 3		Best 4		Best 5	
											Time	Lap	Time	Lap	Time	Lap	Time	Lap	Time	Lap
1	24	A&P Racing Team PTT Tech Support		Maciej Blazek		Mateusz Lisowski		Porsche 991 GT3 Cup gen 2	PROAM	1	1:48.012	10	1:48.336	9	1:49.173	4	1:50.078	5	1:50.214	2
2	33	Alda Motorsport		Tomasz Magdziarz		Daan Pijl		Porsche 911 GT3 Cup gen 2	PROAM	2	1:49.823	7	1:50.137	5	1:50.294	4	1:50.949	3	1:51.155	6
3	44	Eugenio Pisani/CAME Racing Team		Eugenio Pisani		Stefano Bozzoni		Porsche 911 GT3 Cup gen 1	PROAM	3	1:50.680	7	1:50.774	10	1:50.920	11	1:51.344	12	1:51.641	14
4	45	Mark Speakerwas/CAME Racing		Mark Speakerwas		Peter Karpi		Porsche 911 GT3 Cup gen 1	AM	1	1:51.419	10	1:51.916	11	1:52.203	6	1:52.337	13	1:52.373	7
5	26	Q1 by EMG Motorsport		Maciej Darmetko		Artur Janosz		Porsche 911 GT3 Cup gen 2	PROAM	4	1:52.280	7	1:53.677	3	1:53.879	8	1:54.960	6	1:55.859	2
6	100	Alda Motorsport		Jakub Dwernicki		Jan Antoszewski		Porsche 911 GT3 Cup gen 2	PROAM	5	1:54.142	6	1:54.182	4	1:54.614	3	1:56.562	2	2:03.497	7



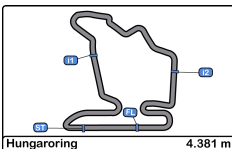


Hungaroring
GT Cup Open Europe
Qualifying - 2 Driver - 2
Best 5 Top Speeds



Cl	N°	Entrant/Team	Nat	Driver 1	Nat	Driver 2	Nat	Vehicle	Cat	Cl	Top 1		Top 2		Top 3		Top 4		Top 5		Avg
											Km/h	Lap	Km/h	Lap	Km/h	Lap	Km/h	Lap	Km/h	Lap	
1	24	A&P Racing Team PTT Tech Support	POL	Maciej Blazek	POL	<u>Mateusz Lisowski</u>	POL	Porsche 991 GT3 Cup gen 2	PROAM	1	227.3	4	226.8	5	226.4	6	226.4	7	226.4	10	226.7
2	26	Q1 by EMG Motorsport	BEL	<u>Maciej Darmetko</u>	POL	Artur Janosz	POL	Porsche 911 GT3 Cup gen 2	PROAM	2	223.1	8	222.2	7	221.7	9	221.3	6	220.8	4	221.8
3	33	Alda Motorsport	POL	Tomasz Magdziarz	POL	<u>Daan Pijl</u>	NLD	Porsche 911 GT3 Cup gen 2	PROAM	3	223.1	11	222.6	12	222.2	7	222.2	8	221.7	6	222.4
4	100	Alda Motorsport	POL	<u>Jakub Dwernicki</u>	POL	Jan Antoszewski	POL	Porsche 911 GT3 Cup gen 2	PROAM	4	221.7	4	220.4	5	220.4	6	220.4	7	219.9	3	220.5
5	44	Eugenio Pisani/CAME Racing Team	ITA	<u>Eugenio Pisani</u>	ITA	Stefano Bozzoni	ITA	Porsche 911 GT3 Cup gen 1	PROAM	5	221.3	11	220.8	12	220.8	14	220.4	10	220.4	13	220.7
6	45	Mark Speakerwas/CAME Racing	ITA	<u>Mark Speakerwas</u>	ITA	Peter Karpi	HUN	Porsche 911 GT3 Cup gen 1	AM	1	221.3	10	220.8	11	220.4	8	220.4	12	219.9	6	220.5



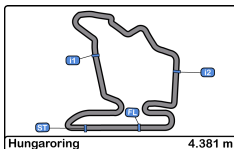


Hungaroring
GT Cup Open Europe
Qualifying - 2 Driver - 2
Fastest Laps Sequence



Lap	Time of Day	Session Time	N°	Entrant/Team	Nat	Driver 1	Nat	Driver 2	Nat	Vehicle	Cat	Time	Km/h
2	9:04:18.065	4:18.065	33	Alda Motorsport		Tomasz Magdziarz		Daan Pijl		Porsche 911 GT3 Cup gen 2	PROAM	1:55.561	136.4
2	9:04:41.496	4:41.496	44	Eugenio Pisani/CAME Racing Team		Eugenio Pisani		Stefano Bozzoni		Porsche 911 GT3 Cup gen 1	PROAM	1:53.903	138.4
2	9:05:12.580	5:12.580	24	A&P Racing Team PTT Tech Support		Maciej Blazek		Mateusz Lisowski		Porsche 991 GT3 Cup gen 2	PROAM	1:50.214	143.0
4	9:08:58.212	8:58.212	24	A&P Racing Team PTT Tech Support		Maciej Blazek		Mateusz Lisowski		Porsche 991 GT3 Cup gen 2	PROAM	1:49.173	144.4
9	9:24:11.962	24:11.962	24	A&P Racing Team PTT Tech Support		Maciej Blazek		Mateusz Lisowski		Porsche 991 GT3 Cup gen 2	PROAM	1:48.336	145.5
10	9:25:59.974	25:59.974	24	A&P Racing Team PTT Tech Support		Maciej Blazek		Mateusz Lisowski		Porsche 991 GT3 Cup gen 2	PROAM	1:48.012	146.0



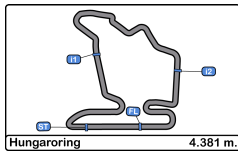


Hungaroring
GT Cup Open Europe
Qualifying - 2 Driver - 2
Event Best Maximum Speed



Nº	Entrant/Team	Nat	Driver 1	Nat	Driver 2	Nat	Vehicle	Cat	Km/h	Session
24	A&P Racing Team PTT Tech Support		Maciej Blazek		Mateusz Lisowski		Porsche 991 GT3 Cup gen 2	PROAM	227.3	Qualifying - 2 Driver - 2
26	Q1 by EMG Motorsport		Maciej Darmetko		Artur Janosz		Porsche 911 GT3 Cup gen 2	PROAM	223.1	Qualifying - 2 Driver - 2
33	Alda Motorsport		Tomasz Magdziarz		Daan Pijl		Porsche 911 GT3 Cup gen 2	PROAM	223.1	Qualifying - 2 Driver - 2
100	Alda Motorsport		Jakub Dwernicki		Jan Antoszewski		Porsche 911 GT3 Cup gen 2	PROAM	222.2	Free Practice - 2
45	Mark Speakerwas/CAME Racing Team		Mark Speakerwas		Peter Karpi		Porsche 911 GT3 Cup gen 1	AM	221.3	Qualifying - 2 Driver - 2
44	Eugenio Pisani/CAME Racing Team		Eugenio Pisani		Stefano Bozzoni		Porsche 911 GT3 Cup gen 1	PROAM	221.3	Qualifying - 2 Driver - 2





Hungaroring
GT Cup Open Europe
Qualifying - 2 Driver - 2
Pit Stop Analysis



24 Maciej Blazek Porsche 991 GT3 Cup gen 2

PROAM Mateusz Lisowski A&P Racing Team PTT Tech Support

N°	In Day Time	In Time	Out Time	Pit Time	T. Pit Time	Handicap	Penalty
1	9:14:36.043	9:14:36.043	9:20:27.649	5:51.606	5:51.606		

26 Maciej Darmetko Porsche 911 GT3 Cup gen 2

PROAM Artur Janosz Q1 by EMG Motorsport

N°	In Day Time	In Time	Out Time	Pit Time	T. Pit Time	Handicap	Penalty
1	9:08:48.739	9:08:48.739	9:14:56.969	6:08.230	6:08.230		

33 Tomasz Magdziarz Porsche 911 GT3 Cup gen 2

PROAM Daan Pijl Alda Motorsport

N°	In Day Time	In Time	Out Time	Pit Time	T. Pit Time	Handicap	Penalty
1	9:15:21.462	9:15:21.462	9:22:24.504	7:03.042	7:03.042		

44 Eugenio Pisani Porsche 911 GT3 Cup gen 1

PROAM Stefano Bozzoni CAME Racing Team

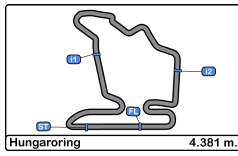
N°	In Day Time	In Time	Out Time	Pit Time	T. Pit Time	Handicap	Penalty
1	9:15:59.599	9:15:59.599	9:17:53.307	1:53.708	1:53.708		

45 Mark Speakerwas Porsche 911 GT3 Cup gen 1

AM Peter Karpi CAME Racing Team

N°	In Day Time	In Time	Out Time	Pit Time	T. Pit Time	Handicap	Penalty
1	9:16:25.266	9:16:25.266	9:17:57.378	1:32.112	1:32.112		

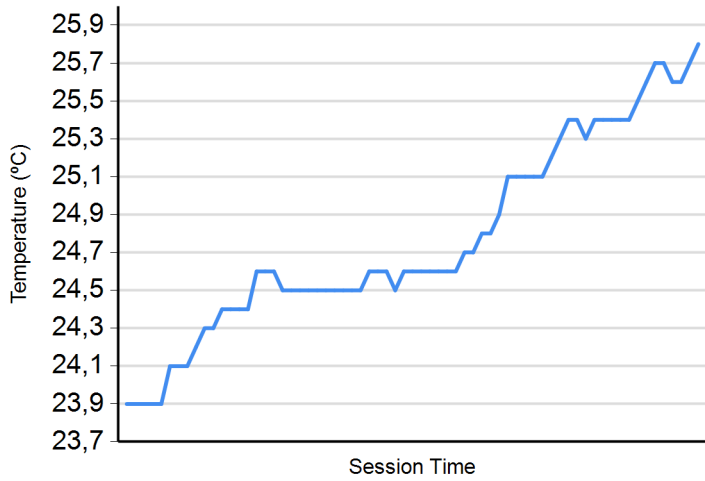




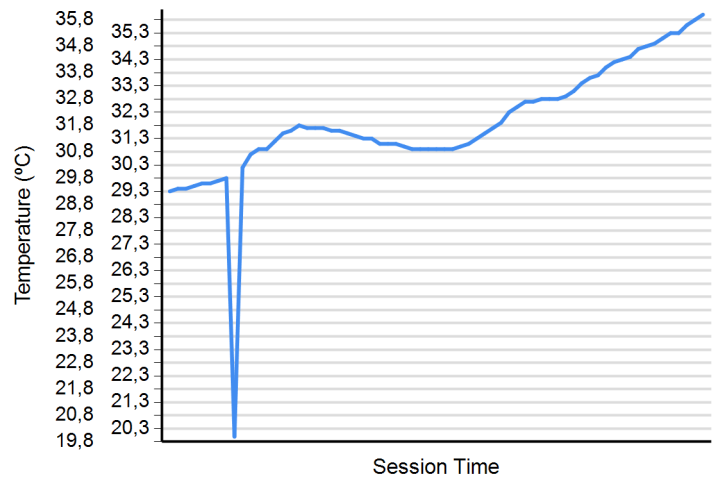
Hungaroring
GT Cup Open Europe
Qualifying - 2 Driver - 2
Weather Report



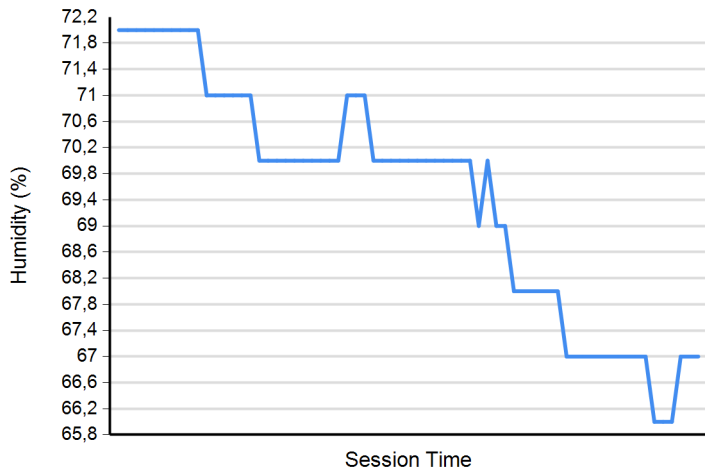
Air Temperature



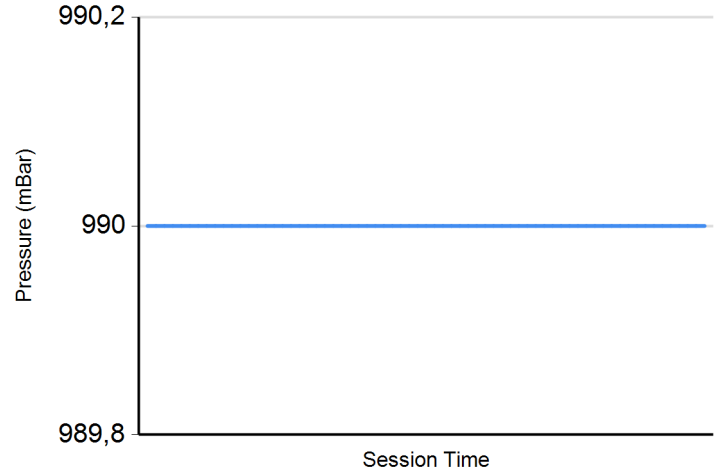
Track Temperature



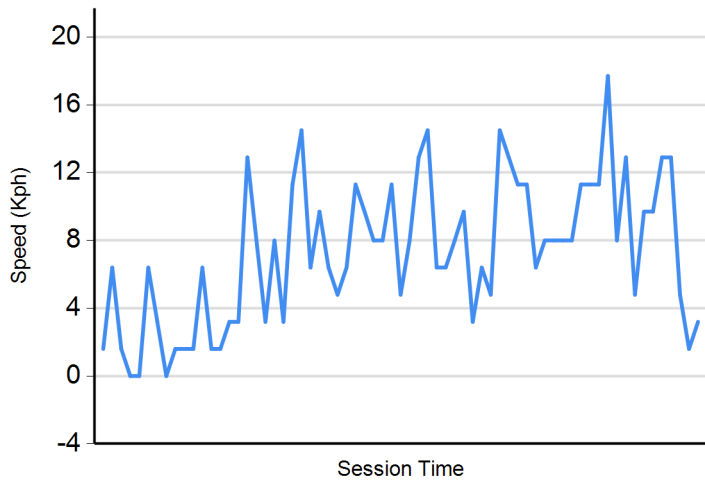
Humidity



Pressure



Wind Speed



Wind direction

North = 0°/360° Est = 90° South = 180° West = 270°

