

Hungaroring
GT Cup Open Europe
Race - 1
Provisional Results



Cls	N°	Entrant/Team	Nat	Driver 1	Nat	Driver 2	Nat	Vehicle	Cat	Cl	Laps	Total Time	Gap	Interval	Km/h	Best	Time	Km/h
1	24	A&P Racing Team PTT Tech Support	POL	Maciej Blazek	POL	Mateusz Lisowski	POL	Porsche 991 GT3 Cup gen 2	PROAM	1	37	1:11:41.965			135.6	18	1:49.258	144.3
2	33	Alda Motorsport	POL	Tomasz Magdziarz	POL	Daan Pijl	NLD	Porsche 911 GT3 Cup gen 2	PROAM	2	36	1:10:30.032	1 Lap	1 Lap	134.2	27	1:51.000	142.0
3	26	Q1 by EMG Motorsport	GER	Maciej Darmetko	POL	Artur Janosz	POL	Porsche 911 GT3 Cup gen 2	PROAM	3	36	1:10:48.323	1 Lap	18.291	133.6	2	1:51.040	142.0
4	100	Alda Motorsport	POL	Jakub Dwernicki	POL	Jan Antoszewski	POL	Porsche 911 GT3 Cup gen 2	PROAM	4	36	1:11:21.579	1 Lap	33.256	132.6	2	1:51.736	141.1
5	44	Eugenio Pisani/CAME Racing Team	ITA	Eugenio Pisani	ITA	Stefano Bozzoni	ITA	Porsche 911 GT3 Cup gen 1	PROAM	5	35	1:10:46.806	2 Laps	1 Lap	129.9	17	1:52.796	139.8
6	45	Mark Speakerwas/CAME Racing Team	ITA	Mark Speakerwas	ITA	Peter Karpi	HUN	Porsche 911 GT3 Cup gen 1	AM	1	35	1:11:01.468	2 Laps	14.662	129.5	6	1:54.466	137.7

Fastest lap Blazek - Lisowski in 1:49.258 at 144.3 Km/h in lap 18

Published at:.....

Air Temp: **52.7 °C** Temp. Aire: **29.7 °C** Humidity: **36 %** Track Status: **DRY**

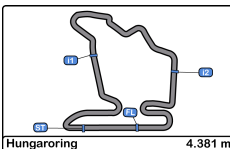
Stewards:

Race Director:

Timekeeper: *[Signature]* Luis Angel Garcia Nuñez

JOB/I-0020-ESP





Hungaroring
GT Cup Open Europe
Race - 1
Provisional Results by Category



Cls	N°	Entrant/Team	Nat	Driver 1	Nat	Driver 2	Nat	Vehicle	Cat	Cl	Laps	Total Time	Gap	Interval	Km/h	Best	Time	Km/h	
PROAM																			
1	24	A&P Racing Team PTT Tech Support	POL	Maciej Blazek	POL	Mateusz Lisowski	POL	Porsche 991 GT3 Cup gen 2	PROAM	1	37	1:11:41.965			135.6	18	1:49.258	144.3	
2	33	Alda Motorsport	POL	Tomasz Magdziarz	POL	Daan Pijl	NLD	Porsche 911 GT3 Cup gen 2	PROAM	2	36	1:10:30.032	1 Lap	1 Lap	134.2	27	1:51.000	142.0	
3	26	Q1 by EMG Motorsport	BEL	Maciej Darmetko	POL	Artur Janosz	POL	Porsche 911 GT3 Cup gen 2	PROAM	3	36	1:10:48.323	1 Lap	18.291	133.6	2	1:51.040	142.0	
4	100	Alda Motorsport	POL	Jakub Dwernicki	POL	Jan Antoszewski	POL	Porsche 911 GT3 Cup gen 2	PROAM	4	36	1:11:21.579	1 Lap	33.256	132.6	2	1:51.736	141.1	
5	44	Eugenio Pisani/CAME Racing Team	ITA	Eugenio Pisani	ITA	Stefano Bozzoni	ITA	Porsche 911 GT3 Cup gen 1	PROAM	5	35	1:10:46.806	2 Laps	1 Lap	129.9	17	1:52.796	139.8	
AM																			
1	45	Mark Speakerwas/CAME Racing Team	ITA	Mark Speakerwas	ITA	Peter Karpi	HUN	Porsche 911 GT3 Cup gen 1	AM	1	35	1:11:01.468			129.5	6	1:54.466	137.7	

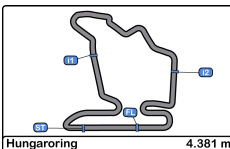
Fastest lap Blazek - Lisowski in 1:49.258 at 144.3 Km/h in lap 18

Published at:.....

Air Temp: **52.7 °C** Temp. Aire: **29.7 °C** Humidity: **36 %** Track Status: **DRY**

Stewards:	Race Director:	Timekeeper: Luis Angel Garcia Nuñez JOB/I-0020-ESP
------------------	-----------------------	--





Hungaroring
GT Cup Open Europe
Race - 1
Provisional Results by Class



Cls	Nº	Entrant/Team	Nat	Driver 1	Nat	Driver 2	Nat	Vehicle	Cat	Cl	Laps	Total Time	Gap	Interval	Km/h	Best	Time	Km/h	
GT Open Cup Europe																			
1	24	A&P Racing Team PTT Tech Support	POL	Maciej Blazek	POL	Mateusz Lisowski	POL	Porsche 991 GT3 Cup gen 2	PROAM	1	37	1:11:41.965			135.6	18	1:49.258	144.3	
2	33	Alda Motorsport	POL	Tomasz Magdziarz	POL	Daan Pijl	NLD	Porsche 911 GT3 Cup gen 2	PROAM	2	36	1:10:30.032	1 Lap	1 Lap	134.2	27	1:51.000	142.0	
3	26	Q1 by EMG Motorsport	BEL	Maciej Darmetko	POL	Artur Janosz	POL	Porsche 911 GT3 Cup gen 2	PROAM	3	36	1:10:48.323	1 Lap	18.291	133.6	2	1:51.040	142.0	
4	100	Alda Motorsport	POL	Jakub Dwernicki	POL	Jan Antoszewski	POL	Porsche 911 GT3 Cup gen 2	PROAM	4	36	1:11:21.579	1 Lap	33.256	132.6	2	1:51.736	141.1	
5	44	Eugenio Pisani/CAME Racing Team	ITA	Eugenio Pisani	ITA	Stefano Bozzoni	ITA	Porsche 911 GT3 Cup gen 1	PROAM	5	35	1:10:46.806	2 Laps	1 Lap	129.9	17	1:52.796	139.8	
6	45	Mark Speakerwas/CAME Racing Team	ITA	Mark Speakerwas	ITA	Peter Karpi	HUN	Porsche 911 GT3 Cup gen 1	AM	1	35	1:11:01.468	2 Laps	14.662	129.5	6	1:54.466	137.7	

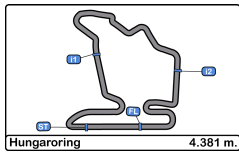
Fastest lap Blazek - Lisowski in 1:49.258 at 144.3 Km/h in lap 18

Published at:.....

Air Temp: **52.7 °C** Temp. Aire: **29.7 °C** Humidity: **36 %** Track Status: **DRY**

Stewards:	Race Director:	Timekeeper: Luis Angel Garcia Nuñez JOB/I-0020-ESP
------------------	-----------------------	---





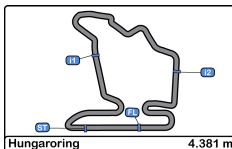
Hungaroring
GT Cup Open Europe
Race - 1



Provisional Classification by Driver Fastest Lap

Cl	N°	Entrant/Team	Nat	Vehicle	Driver	Nat	Cat	Cl	Laps	Best	Time	Gap	Interval	Km/h
1	24	A&P Racing Team PTT Tech Support		Porsche 991 GT3 Cup gen 2	Mateusz Lisowski		PROAM	1	21	2	1:49.258			144.3
2	33	Alda Motorsport		Porsche 911 GT3 Cup gen 2	Daan Pijl		PROAM	2	20	11	1:51.000	1.742	1.742	142.0
3	26	Q1 by EMG Motorsport		Porsche 911 GT3 Cup gen 2	Artur Janosz		PROAM	3	22	2	1:51.040	1.782	0.040	142.0
4	100	Alda Motorsport		Porsche 911 GT3 Cup gen 2	Jan Antoszewski		PROAM	4	20	2	1:51.736	2.478	0.696	141.1
5	24	A&P Racing Team PTT Tech Support		Porsche 991 GT3 Cup gen 2	Maciej Blazek		PROAM	5	16	4	1:52.455	3.197	0.719	140.2
6	44	Eugenio Pisani/CAME Racing Team		Porsche 911 GT3 Cup gen 1	Eugenio Pisani		PROAM	6	20	2	1:52.796	3.538	0.341	139.8
7	33	Alda Motorsport		Porsche 911 GT3 Cup gen 2	Tomasz Magdziarz		PROAM	7	16	6	1:53.468	4.210	0.672	138.9
8	45	Mark Speakerwas/CAME Racing Team		Porsche 911 GT3 Cup gen 1	Peter Karpi		AM	1	18	6	1:54.466	5.208	0.998	137.7
9	45	Mark Speakerwas/CAME Racing Team		Porsche 911 GT3 Cup gen 1	Mark Speakerwas		AM	2	17	9	1:54.712	5.454	0.246	137.4
10	100	Alda Motorsport		Porsche 911 GT3 Cup gen 2	Jakub Dwernicki		PROAM	8	16	7	1:54.732	5.474	0.020	137.4
11	26	Q1 by EMG Motorsport		Porsche 911 GT3 Cup gen 2	Maciej Darmetko		PROAM	9	14	11	1:55.110	5.852	0.378	137.0
12	44	Eugenio Pisani/CAME Racing Team		Porsche 911 GT3 Cup gen 1	Stefano Bozzoni		PROAM	10	15	4	1:56.424	7.166	1.314	135.4





Hungaroring
GT Cup Open Europe
Race - 1



Distance and Speed Average

Cls	Nº	Entrant/Team	Nat	Driver 1	Nat	Driver 2	Nat	Vehicle	Cat	Cls	Laps	Distance	Total Time	Km/h
1	24	A&P Racing Team PTT Tech Support		Maciej Blazek		Mateusz Lisowski		Porsche 991 GT3 Cup gen 2	PROAM	1	37	162.09	1:11:41.965	135.6
2	33	Alda Motorsport		Tomasz Magdziarz		Daan Pijl		Porsche 911 GT3 Cup gen 2	PROAM	2	36	157.71	1:10:30.032	134.2
3	26	Q1 by EMG Motorsport		Maciej Darmetko		Artur Janosz		Porsche 911 GT3 Cup gen 2	PROAM	3	36	157.71	1:10:48.323	133.6
4	100	Alda Motorsport		Jakub Dwernicki		Jan Antoszewski		Porsche 911 GT3 Cup gen 2	PROAM	4	36	157.71	1:11:21.579	132.6
5	44	Eugenio Pisani/CAME Racing Team		Eugenio Pisani		Stefano Bozzoni		Porsche 911 GT3 Cup gen 1	PROAM	5	35	153.33	1:10:46.806	129.9
6	45	Mark Speakerwas/CAME Racing Team		Mark Speakerwas		Peter Karpi		Porsche 911 GT3 Cup gen 1	AM	1	35	153.33	1:11:01.468	129.5





Hungaroring
GT Cup Open Europe
Race - 1
Lap Analysis

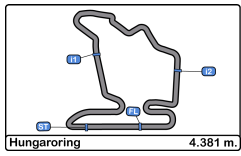


24 Maciej Blazek Porsche 991 GT3 Cup gen 2 **26** Maciej Darmetko Porsche 911 GT3 Cup gen 2

PROAM Mateusz Lisowski A&P Racing Team PTT Tech PROAM Artur Janosz Q1 by EMG Motorsport

Lap	D	Time	Sector 1	Sector 2	Sector 3	T. Spd	Elapsed	Lap	D	Time	Sector 1	Sector 2	Sector 3	T. Spd	Elapsed
1	1	2:00.623	46.639	42.562	31.422	214.7	2:00.623	1	2	1:57.266	45.160	41.236	30.870	208.0	1:57.266
2	1	1:52.999	39.834	41.931	31.234	224.0	3:53.622	2	2	1:51.040	39.216	41.048	30.776	220.4	3:48.306
3	1	1:53.039	39.722	41.848	31.469	223.1	5:46.661	3	2	1:51.228	39.303	40.998	30.927	219.0	5:39.534
4	1	1:52.455	39.692	41.780	30.983	224.5	7:39.116	4	2	1:51.360	39.351	41.101	30.908	219.9	7:30.894
5	1	1:52.704	39.622	41.723	31.359	225.4	9:31.820	5	2	1:51.931	39.449	41.401	31.081	219.5	9:22.825
6	1	1:53.342	39.639	42.142	31.561	225.4	11:25.162	6	2	1:51.643	39.319	41.132	31.192	219.5	11:14.468
7	1	1:53.962	39.872	42.504	31.586	224.5	13:19.124	7	2	1:51.846	39.512	41.277	31.057	219.0	13:06.314
8	1	1:53.540	39.765	42.319	31.456	225.4	15:12.664	8	2	1:52.136	39.553	41.567	31.016	219.0	14:58.450
9	1	1:53.494	39.895	42.229	31.370	224.5	17:06.158	9	2	1:51.960	39.378	41.339	31.243	219.5	16:50.410
10	1	1:54.166	40.103	42.463	31.600	225.0	19:00.324	10	2	1:53.563	39.636	41.351	32.576	219.9	18:43.973
11	1	1:54.034	39.896	42.337	31.801	224.0	20:54.358	11	2	1:52.226	39.259	41.500	31.467	220.8	20:36.199
12	1	1:54.987	39.976	43.315	31.696	225.0	22:49.345	12	2	1:52.708	39.699	41.423	31.586	220.4	22:28.907
13	1	1:55.201	40.277	42.463	32.461	223.6	24:44.546	13	2	1:52.400	39.588	41.431	31.381	219.5	24:21.307
14	1	1:56.079	41.522	42.673	31.884	221.7	26:40.625	14	2	1:52.353	39.518	41.348	31.487	219.9	26:13.660
15	1	1:55.586	40.337	42.726	32.523	222.6	28:36.211	15	2	1:54.291	40.568	41.914	31.809	220.4	28:07.951
16	1	1:58.736 P	40.322	43.238	35.176	223.6	30:34.947	16	2	1:53.296	39.665	41.676	31.955	220.4	30:01.247
17	2	3:54.895	2:43.696	40.618	30.581		34:29.842	17	2	1:55.170	40.465	42.773	31.932	219.5	31:56.417
18	2	1:49.258	38.717	40.126	30.415	223.1	36:19.100	18	2	1:52.771	39.414	42.175	31.182	220.8	33:49.188
19	2	1:49.420	38.794	40.272	30.354	225.0	38:08.520	19	2	1:52.292	39.517	41.466	31.309	220.8	35:41.480
20	2	1:49.576	38.756	40.314	30.506	223.6	39:58.096	20	2	1:52.840	39.514	41.930	31.396	221.3	37:34.320
21	2	1:51.181	38.965	41.125	31.091	223.6	41:49.277	21	2	1:53.318	39.567	42.086	31.665	219.9	39:27.638
22	2	1:53.900	41.278	41.767	30.855	224.0	43:43.177	22	2	1:56.510 P	39.748	41.689	35.073	219.5	41:24.148
23	2	1:52.249	39.689	40.851	31.709	224.0	45:35.426	23	1	3:53.665	2:37.009	44.250	32.406		45:17.813
24	2	1:51.420	38.974	41.648	30.798	226.4	47:26.846	24	1	1:58.716	40.693	45.523	32.500	219.5	47:16.529
25	2	1:51.939	38.962	42.005	30.972	225.0	49:18.785	25	1	1:59.353	41.485	45.384	32.484	219.0	49:15.882
26	2	1:52.306	39.401	41.331	31.574	224.5	51:11.091	26	1	2:00.433	41.506	45.972	32.955	217.7	51:16.315
27	2	1:52.199	39.174	41.959	31.066	224.5	53:03.290	27	1	1:56.269	40.823	43.209	32.237	219.0	53:12.584
28	2	1:52.714	39.029	42.730	30.955	223.1	54:56.004	28	1	1:55.603	40.537	43.268	31.798	218.6	55:08.187
29	2	1:51.233	39.092	41.137	31.004	224.0	56:47.237	29	1	1:57.355	41.885	43.488	31.982	218.6	57:05.542
30	2	1:51.945	39.395	41.457	31.093	223.6	58:39.182	30	1	1:55.887	40.778	43.199	31.910	218.6	59:01.429
31	2	1:51.651	39.237	41.381	31.033	224.0	1:00:30.833	31	1	1:57.341	40.293	45.091	31.957	219.5	1:00:58.770
32	2	1:51.907	39.289	41.466	31.152	223.1	1:02:22.740	32	1	1:57.060	40.507	44.099	32.454	219.5	1:02:55.830
33	2	1:51.472	39.266	41.267	30.939	224.5	1:04:14.212	33	1	1:55.110	40.281	42.825	32.004	219.0	1:04:50.940
34	2	1:51.767	39.116	41.543	31.108	224.5	1:06:05.979	34	1	1:59.688	43.145	44.506	32.037	219.9	1:06:50.628
35	2	1:52.048	39.428	41.432	31.188	224.0	1:07:58.027	35	1	1:57.284	41.067	43.969	32.248	218.1	1:08:47.912
36	2	1:52.013	39.412	41.376	31.225	223.1	1:09:50.040	36	1	2:00.411	42.115	46.389	31.907	218.1	1:10:48.323
37	2	1:51.925	39.395	41.352	31.178	224.0	1:11:41.965								





Hungaroring
GT Cup Open Europe
Race - 1
Lap Analysis



33

Tomasz Magdziarz

Porsche 911 GT3 Cup gen 2 **44**

Eugenio Pisani

Porsche 911 GT3 Cup gen 1

PROAM

Daan Pijl

Alda Motorsport

PROAM

Stefano Bozzoni

Eugenio Pisani/CAME Racing

Lap	D	Time	Sector 1	Sector 2	Sector 3	T. Spd	Elapsed	Lap	D	Time	Sector 1	Sector 2	Sector 3	T. Spd	Elapsed
1	1	2:14.567	54.573	47.939	32.055	208.8	2:14.567	1	2	2:15.895	58.713	44.805	32.377	208.0	2:15.895
2	1	1:54.794	40.711	42.809	31.274	217.3	4:09.361	2	2	1:58.157	42.188	43.334	32.635	215.5	4:14.052
3	1	1:55.068	40.915	42.586	31.567	217.7	6:04.429	3	2	1:57.561	41.701	43.541	32.319	214.2	6:11.613
4	1	1:54.768	40.287	42.759	31.722	217.7	7:59.197	4	2	1:56.424	41.680	42.736	32.008	213.8	8:08.037
5	1	1:54.712	40.481	42.634	31.597	217.7	9:53.909	5	2	2:01.157	42.418	45.991	32.748	215.5	10:09.194
6	1	1:53.468	40.116	41.972	31.380	218.1	11:47.377	6	2	1:58.344	41.823	43.816	32.705	213.8	12:07.538
7	1	1:53.764	40.126	42.088	31.550	218.1	13:41.141	7	2	1:59.077	42.311	44.183	32.583	214.7	14:06.615
8	1	1:54.043	40.191	42.303	31.549	217.7	15:35.184	8	2	2:04.158	43.951	44.780	35.427	211.3	16:10.773
9	1	1:54.874	40.336	42.640	31.898	218.1	17:30.058	9	2	2:02.970	42.218	47.681	33.071	215.5	18:13.743
10	1	1:54.324	40.392	42.358	31.574	218.6	19:24.382	10	2	1:58.285	41.861	44.019	32.405	215.5	20:12.028
11	1	1:57.305	42.018	43.193	32.094	219.0	21:21.687	11	2	1:58.466	42.109	43.563	32.794	213.8	22:10.494
12	1	1:56.628	40.589	43.641	32.398	219.5	23:18.315	12	2	1:58.932	41.580	44.622	32.730	213.4	24:09.426
13	1	1:56.299	40.420	42.634	33.245	219.0	25:14.614	13	2	1:59.606	42.409	44.418	32.779	213.0	26:09.032
14	1	1:57.255	40.532	44.409	32.314	218.1	27:11.869	14	2	2:00.714	41.909	46.485	32.320	213.0	28:09.746
15	1	1:55.083	40.794	42.498	31.791	219.0	29:06.952	15	2	2:07.318 P	41.362	47.393	38.563	214.2	30:17.064
16	1	2:00.053 P	41.181	43.218	35.654	219.5	31:07.005	16	1	4:14.245	2:59.443	42.816	31.986		34:31.309
17	2	3:52.440	2:38.628	42.126	31.686		34:59.445	17	1	1:52.796	39.675	41.901	31.220	216.4	36:24.105
18	2	1:52.535	39.972	41.020	31.543	218.6	36:51.980	18	1	1:54.088	39.567	42.984	31.537	217.7	38:18.193
19	2	1:52.050	39.654	41.496	30.900	219.5	38:44.030	19	1	1:53.861	40.363	42.077	31.421	215.1	40:12.054
20	2	1:52.490	39.488	42.053	30.949	219.0	40:36.520	20	1	1:53.766	39.698	42.512	31.556	216.0	42:05.820
21	2	1:51.961	39.360	40.887	31.714	219.0	42:28.481	21	1	1:55.412	40.922	42.545	31.945	216.4	44:01.232
22	2	1:52.044	39.735	41.022	31.287	219.5	44:20.525	22	1	1:53.314	39.840	42.266	31.208	217.7	45:54.546
23	2	1:51.205	39.439	41.042	30.724	217.7	46:11.730	23	1	1:55.841	40.149	44.323	31.369	217.3	47:50.387
24	2	1:51.956	39.559	41.583	30.814	220.4	48:03.686	24	1	1:53.517	39.842	41.941	31.734	218.6	49:43.904
25	2	1:51.794	39.473	41.190	31.131	220.8	49:55.480	25	1	1:53.782	39.850	42.330	31.602	216.8	51:37.686
26	2	1:51.363	39.514	41.068	30.781	219.5	51:46.843	26	1	1:53.593	39.805	42.442	31.346	217.3	53:31.279
27	2	1:51.000	39.421	40.827	30.752	219.5	53:37.843	27	1	1:53.418	39.735	42.208	31.475	217.3	55:24.697
28	2	1:52.560	39.308	42.417	30.835	219.9	55:30.403	28	1	1:55.572	40.056	42.736	32.780	218.1	57:20.269
29	2	1:51.476	39.538	40.984	30.954	220.4	57:21.879	29	1	1:53.716	40.293	42.057	31.366	219.9	59:13.985
30	2	1:53.765	39.731	43.284	30.750	220.4	59:15.644	30	1	1:55.443	39.836	44.090	31.517	218.1	1:01:09.428
31	2	1:52.139	39.505	41.660	30.974	220.4	1:01:07.783	31	1	1:53.942	40.012	42.298	31.632	218.6	1:03:03.370
32	2	1:51.720	39.729	41.164	30.827	220.8	1:02:59.503	32	1	1:55.564	39.842	43.326	32.396	218.6	1:04:58.934
33	2	1:51.687	39.347	41.239	31.101	220.8	1:04:51.190	33	1	1:54.222	40.116	42.593	31.513	217.7	1:06:53.156
34	2	1:53.118	39.933	42.337	30.848	223.1	1:06:44.308	34	1	1:55.091	40.661	42.383	32.047	217.7	1:08:48.247
35	2	1:52.191	39.826	41.421	30.944	219.9	1:08:36.499	35	1	1:58.559	43.356	43.798	31.405	216.8	1:10:46.806
36	2	1:53.533	39.792	42.332	31.409	219.9	1:10:30.032								





Hungaroring
GT Cup Open Europe
Race - 1
Lap Analysis



45

Mark Speakerwas

Porsche 911 GT3 Cup gen 1

100

Jakub Dwernicki

Porsche 911 GT3 Cup gen 2

AM

Peter Karpi

Mark Speakerwas/CAME Racing

PROAM

Jan Antoszewski

Alda Motorsport

Lap	D	Time	Sector 1	Sector 2	Sector 3	T. Spd	Elapsed	Lap	D	Time	Sector 1	Sector 2	Sector 3	T. Spd	Elapsed
1	2	2:03.934	48.104	43.552	32.278	206.1	2:03.934	1	2	1:58.665	45.827	41.348	31.490	208.4	1:58.665
2	2	1:55.245	40.729	42.583	31.933	213.4	3:59.179	2	2	1:51.736	39.623	40.982	31.131	219.9	3:50.401
3	2	1:54.909	40.477	42.476	31.956	212.5	5:54.088	3	2	1:54.009	40.885	41.390	31.734	218.1	5:44.410
4	2	1:54.674	40.421	42.271	31.982	213.8	7:48.762	4	2	1:53.094	40.241	41.465	31.388	218.6	7:37.504
5	2	1:55.161	40.749	42.480	31.932	214.7	9:43.923	5	2	1:52.144	39.461	41.158	31.525	219.5	9:29.648
6	2	1:54.466	40.406	42.231	31.829	215.1	11:38.389	6	2	1:52.749	39.826	41.450	31.473	219.5	11:22.397
7	2	1:55.567	40.890	42.228	32.449	214.2	13:33.956	7	2	1:52.910	39.737	41.327	31.846	219.0	13:15.307
8	2	1:54.819	40.425	42.485	31.909	215.1	15:28.775	8	2	1:53.504	39.916	41.461	32.127	219.5	15:08.811
9	2	1:55.221	40.878	42.298	32.045	215.1	17:23.996	9	2	1:53.137	39.809	41.533	31.795	218.6	17:01.948
10	2	1:58.209	41.379	44.142	32.688	215.5	19:22.205	10	2	1:52.681	39.574	41.589	31.518	219.0	18:54.629
11	2	1:59.379	41.547	45.390	32.442	213.8	21:21.584	11	2	1:53.155	39.870	41.351	31.934	218.6	20:47.784
12	2	1:57.677	41.279	44.193	32.205	213.0	23:19.261	12	2	1:53.304	39.836	41.770	31.698	218.6	22:41.088
13	2	1:58.427	40.747	45.683	31.997	216.0	25:17.688	13	2	1:53.906	39.633	42.370	31.903	218.1	24:34.994
14	2	1:57.247	40.909	44.233	32.105	215.1	27:14.935	14	2	1:54.264	40.480	41.819	31.965	218.6	26:29.258
15	2	1:56.520	41.939	42.829	31.752	214.2	29:11.455	15	2	1:55.034	40.497	42.799	31.738	218.1	28:24.292
16	2	1:55.643	40.491	42.971	32.181	216.0	31:07.098	16	2	1:53.545	39.887	42.269	31.389	218.6	30:17.837
17	2	1:56.108	40.967	43.020	32.121	215.1	33:03.206	17	2	1:54.231	39.860	41.989	32.382	219.5	32:12.068
18	2	2:01.771 P	41.228	42.810	37.733	214.7	35:04.977	18	2	1:53.390	39.819	41.654	31.917	218.1	34:05.458
19	1	4:46.883	3:31.096	43.594	32.193		39:51.860	19	2	1:53.750	40.310	41.751	31.689	219.5	35:59.208
20	1	1:56.743	40.737	43.592	32.414	215.5	41:48.603	20	2	1:56.229 P	39.882	41.705	34.642	220.4	37:55.437
21	1	1:58.217	40.608	45.393	32.216	215.1	43:46.820	21	1	3:55.869	2:39.145	44.370	32.354		41:51.306
22	1	1:57.889	40.790	43.818	33.281	216.8	45:44.709	22	1	1:55.818	40.676	42.985	32.157	218.1	43:47.124
23	1	1:56.620	41.785	42.735	32.100	218.1	47:41.329	23	1	1:58.108	40.731	43.831	33.546	219.0	45:45.232
24	1	1:56.941	41.877	43.138	31.926	217.7	49:38.270	24	1	1:56.308	41.494	42.801	32.013	220.4	47:41.540
25	1	1:55.268	40.338	42.628	32.302	216.4	51:33.538	25	1	1:55.347	40.780	42.774	31.793	221.3	49:36.887
26	1	1:55.013	40.417	42.609	31.987	217.3	53:28.551	26	1	1:55.482	40.299	42.929	32.254	218.1	51:32.369
27	1	1:54.712	40.313	42.473	31.926	216.8	55:23.263	27	1	1:54.732	40.264	42.505	31.963	218.1	53:27.101
28	1	1:57.366	40.639	42.571	34.156	217.7	57:20.629	28	1	1:55.813	40.344	42.836	32.633	217.7	55:22.914
29	1	1:59.045	40.914	45.845	32.286	219.0	59:19.674	29	1	1:57.145	40.684	42.599	33.862	218.1	57:20.059
30	1	1:54.812	40.791	42.448	31.573	218.1	1:01:14.486	30	1	2:00.034	41.278	45.822	32.934	217.3	59:20.093
31	1	1:57.588	40.447	44.671	32.470	217.7	1:03:12.074	31	1	1:56.743	40.727	43.706	32.310	221.7	1:01:16.836
32	1	1:56.592	41.247	42.811	32.534	218.1	1:05:08.666	32	1	1:57.139	41.156	43.321	32.662	219.5	1:03:13.975
33	1	1:57.099	40.893	44.177	32.029	217.3	1:07:05.765	33	1	2:07.952	40.179	44.213	43.560	218.6	1:05:21.927
34	1	1:57.584	41.622	43.093	32.869	216.8	1:09:03.349	34	1	1:58.597	41.405	44.353	32.839	216.4	1:07:20.524
35	1	1:58.119	40.782	44.317	33.020	217.7	1:11:01.468	35	1	1:59.735	41.790	44.528	33.417	217.7	1:09:20.259
								36	1	2:01.320	41.760	45.928	33.632	216.8	1:11:21.579





Hungaroring
GT Cup Open Europe
Race - 1



Analysis by Lap

Num	Lap Time	Gap
Lap 1		
26	1:57.266	
100	1:58.665	01.399
24	2:00.623	03.357
45	2:03.934	06.668
33	2:14.567	17.301
44	2:15.895	18.629
Num	Lap Time	Gap

Num	Lap Time	Gap
Lap 2		
26	1:51.040	
100	1:51.736	02.095
24	1:52.999	05.316
45	1:55.245	10.873
33	1:54.794	21.055
44	1:58.157	25.746
Num	Lap Time	Gap

Num	Lap Time	Gap
Lap 3		
26	1:51.228	
100	1:54.009	04.876
24	1:53.039	07.127
45	1:54.909	14.554
33	1:55.068	24.895
44	1:57.561	32.079
Num	Lap Time	Gap

Num	Lap Time	Gap
Lap 4		
26	1:51.360	
100	1:53.094	06.610
24	1:52.455	08.222
45	1:54.674	17.868
33	1:54.768	28.303
44	1:56.424	37.143
Num	Lap Time	Gap

Num	Lap Time	Gap
Lap 5		
26	1:51.931	
100	1:52.144	06.823
24	1:52.704	08.995
45	1:55.161	21.098
33	1:54.712	31.084
44	2:01.157	46.369
Num	Lap Time	Gap

Num	Lap Time	Gap
Lap 6		
26	1:51.643	
100	1:52.749	07.929
24	1:53.342	10.694
45	1:54.466	23.921
33	1:53.468	32.909
44	1:58.344	53.070
Num	Lap Time	Gap

Num	Lap Time	Gap
Lap 7		
26	1:51.846	
100	1:52.910	08.993
24	1:53.962	12.810
45	1:55.567	27.642
33	1:53.764	34.827
44	1:59.077	1:00.301

Num	Lap Time	Gap
Lap 8		
26	1:52.136	
100	1:53.504	10.361
24	1:53.540	14.214
45	1:54.819	30.325
33	1:54.043	36.734
44	2:04.158	1:12.323
Num	Lap Time	Gap

Num	Lap Time	Gap
Lap 9		
26	1:51.960	
100	1:53.137	11.538
24	1:53.494	15.748
45	1:55.221	33.586
33	1:54.874	39.648
44	2:02.970	1:23.333
Num	Lap Time	Gap

Num	Lap Time	Gap
Lap 10		
26	1:53.563	
100	1:52.681	10.656
24	1:54.166	16.351
45	1:58.209	38.232
33	1:54.324	40.409
44	1:58.285	1:28.055
Num	Lap Time	Gap

Num	Lap Time	Gap
Lap 11		
26	1:52.226	
100	1:53.155	11.585
24	1:54.034	18.159
45	1:59.379	45.385
33	1:57.305	45.488
44	1:58.466	1:34.295
Num	Lap Time	Gap

Num	Lap Time	Gap
Lap 12		
26	1:52.708	
100	1:53.304	12.181
24	1:54.987	20.438
33	1:56.628	49.408
45	1:57.677	50.354
44	1:58.932	1:40.519
Num	Lap Time	Gap

Num	Lap Time	Gap
Lap 13		
26	1:52.400	
100	1:53.906	13.687
24	1:55.201	23.239
33	1:56.299	53.307
45	1:58.427	56.381
44	1:59.606	1:47.725
Num	Lap Time	Gap

Num	Lap Time	Gap
Lap 14		
26	1:52.353	
100	1:54.264	15.598
24	1:56.079	26.965
33	1:57.255	58.209
45	1:57.247	1:01.275

Num	Lap Time	Gap
Lap 15		
26	1:54.291	
44	2:00.714	1 Lap
100	1:55.034	16.341
24	1:55.586	28.260
33	1:55.083	59.001
45	1:56.520	1:03.504
Num	Lap Time	Gap

Num	Lap Time	Gap
Lap 16		
26	1:53.296	
44	2:07.318	1 Lap
100	1:53.545	16.590
24	1:58.736	33.700
33	2:00.053	1:05.758
45	1:55.643	1:05.851
Num	Lap Time	Gap

Num	Lap Time	Gap
Lap 17		
26	1:55.170	
100	1:54.231	15.651
45	1:56.108	1:06.789
Num	Lap Time	Gap

Num	Lap Time	Gap
Lap 18		
26	1:52.771	
100	1:53.390	16.270
24	3:54.895	1 Lap
44	4:14.245	2 Laps
33	3:52.440	1 Lap
45	2:01.771	1:15.789
Num	Lap Time	Gap

Num	Lap Time	Gap
Lap 19		
26	1:52.292	
100	1:53.750	17.728
24	1:49.258	1 Lap
44	1:52.796	2 Laps
33	1:52.535	1 Lap
Num	Lap Time	Gap

Num	Lap Time	Gap
Lap 20		
26	1:52.840	
100	1:56.229	21.117
24	1:49.420	1 Lap
44	1:54.088	2 Laps
33	1:52.050	1 Lap
Num	Lap Time	Gap

Num	Lap Time	Gap
Lap 21		
26	1:53.318	
45	4:46.883	2 Laps
24	1:49.576	1 Lap
44	1:53.861	2 Laps
33	1:52.490	1 Lap
Num	Lap Time	Gap

Num	Lap Time	Gap
Lap 22		
26	1:56.510	
45	1:56.743	2 Laps
24	1:51.181	1 Lap
100	3:55.869	1 Lap

Num	Lap Time	Gap
Lap 23		
44	1:53.766	2 Laps
33	1:51.961	1 Lap
24	1:53.900	2:19.029
45	1:58.217	1 Lap
100	1:55.818	2:22.976
44	1:55.412	1 Lap
33	1:52.044	2:56.377
Num	Lap Time	Gap

Num	Lap Time	Gap
Lap 24		
26	3:53.665	
24	1:52.249	17.613
45	1:57.889	1 Lap
100	1:58.108	27.419
44	1:53.314	1 Lap
33	1:51.205	53.917
Num	Lap Time	Gap

Num	Lap Time	Gap
Lap 25		
26	1:59.353	
24	1:51.939	02.903
100	1:55.347	21.005
45	1:56.941	1 Lap
44	1:53.517	1 Lap
33	1:51.794	39.598
Num	Lap Time	Gap

Num	Lap Time	Gap
Lap 26		
24	1:52.306	
26	2:00.433	05.224
100	1:55.482	21.278
45	1:55.268	1 Lap
44	1:53.782	1 Lap
33	1:51.363	35.752
Num	Lap Time	Gap

Num	Lap Time	Gap
Lap 27		
24	1:52.199	
26	1:56.269	09.294
100	1:54.732	23.811
45	1:55.013	1 Lap
44	1:53.593	1 Lap
33	1:51.000	34.553
Num	Lap Time	Gap

Num	Lap Time	Gap
Lap 28		
24	1:52.714	
26	1:55.603	12.183
100	1:55.813	26.910
45	1:54.712	1 Lap
44	1:53.418	1 Lap
33	1:52.560	34.399
Num	Lap Time	Gap

Num	Lap Time	Gap
Lap 29		
24	1:51.233	
26	1:57.355	18.305
100	1:57.145	32.822
44	1:55.572	1 Lap
45	1:57.366	1 Lap
33	1:51.476	34.642
Num	Lap Time	Gap

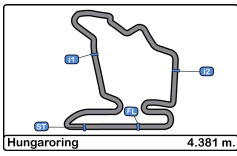
Num	Lap Time	Gap
Lap 30		
24	1:51.945	
26	1:55.887	22.247
44	1:53.716	1 Lap
33	1:53.765	36.462
45	1:59.045	1 Lap
100	2:00.034	40.911
Num	Lap Time	Gap

Num	Lap Time	Gap
Lap 31		
24	1:51.651	
26	1:57.341	27.937
33	1:52.139	36.950
44	1:55.443	1 Lap
45	1:54.812	1 Lap
100	1:56.743	46.003
Num	Lap Time	Gap

Num	Lap Time	Gap
Lap 32		
24	1:51.907	
26	1:57.060	33.090
33	1:51.720	36.763
44	1:53.942	1 Lap
45	1:57.588	1 Lap
100	1:57.139	51.235
Num	Lap Time	Gap

Num	Lap Time	Gap
Lap 33		
24	1:51.472	
26	1:55.110	36.728
33	1:51.687	36.978
44	1:55.564	1 Lap
45	1:56.592	1 Lap
100	1:57.139	51.235
Num	Lap Time	Gap

Num	Lap Time	Gap
Lap 34		
24	1:51.767	
33	1:53.118	38.329
26	1:59.688	44.649
44	1:54.222	1 Lap
45	1:57.099	1 Lap
100	1:5	



Hungaroring
GT Cup Open Europe
Race - 1
Analysis by Lap



Num	Lap Time	Gap
-----	----------	-----

Lap 36

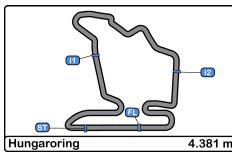
24	1:52.013	
33	1:53.533	39.992
44	1:58.559	1 Lap
26	2:00.411	58.283
45	1:58.119	1 Lap
100	2:01.320	1:31.539

Num	Lap Time	Gap
-----	----------	-----

Lap 37

24	1:51.925	
----	----------	--



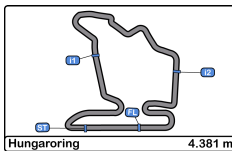


Hungaroring
GT Cup Open Europe
Race - 1
Best Sectors Results



		Sector - 1			Sector - 2			Sector - 3			Ideal Lap vs Best Lap				
Clas	Nº	Driver	Time	Nº	Driver	Time	Nº	Driver	Time	Clas	Nº	Driver	Ideal Lap	Best Lap	Clas
1	24	Blazek - Lisowski	38.717	24	Blazek - Lisowski	40.126	24	Blazek - Lisowski	30.354	1	24	Blazek - Lisowski	1:49.197	1:49.258	1
2	26	Darmetko - Janosz	39.216	33	Magdziarz - Pijl	40.827	33	Magdziarz - Pijl	30.724	2	33	Magdziarz - Pijl	1:50.859	1:51.000	2
3	33	Magdziarz - Pijl	39.308	100	Dwernicki - Antoszewski	40.982	26	Darmetko - Janosz	30.776	3	26	Darmetko - Janosz	1:50.990	1:51.040	3
4	100	Dwernicki - Antoszewski	39.461	26	Darmetko - Janosz	40.998	100	Dwernicki - Antoszewski	31.131	4	100	Dwernicki - Antoszewski	1:51.574	1:51.736	4
5	44	Pisani - Bozzoni	39.567	44	Pisani - Bozzoni	41.901	44	Pisani - Bozzoni	31.208	5	44	Pisani - Bozzoni	1:52.676	1:52.796	5
6	45	Speakerwas - Karpi	40.313	45	Speakerwas - Karpi	42.228	45	Speakerwas - Karpi	31.573	6	45	Speakerwas - Karpi	1:54.114	1:54.466	6



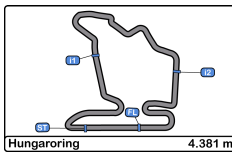


Hungaroring
GT Cup Open Europe
Race - 1
Leader Sequence



Nº	Entrant/Team	Nat	Driver 1	Nat	Driver 2	Nat	Vehicle	Cat	Start Lap	End Lap	Laps	Total Laps
26	Q1 by EMG Motorsport	BEL	Maciej Darmetko	POL	<u>Artur Janosz</u>	POL	Porsche 911 GT3 Cup gen 2	PROAM	1	25	25	25
24	A&P Racing Team PTT Tech Support	POL	<u>Maciej Blazek</u>	POL	Mateusz Lisowski	POL	Porsche 991 GT3 Cup gen 2	PROAM	26	37	12	12



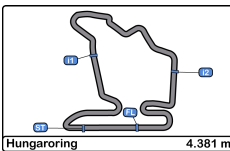


Hungaroring
GT Cup Open Europe
Race - 1
Best 5 Lap Times



Cl	N°	Entrant/Team	Nat	Driver 1	Nat	Driver 2	Nat	Vehicle	Cat	Cl	Best 1		Best 2		Best 3		Best 4		Best 5	
											Time	Lap	Time	Lap	Time	Lap	Time	Lap	Time	Lap
1	24	A&P Racing Team PTT Tech Support		Maciej Blazek		Mateusz Lisowski		Porsche 991 GT3 Cup gen 2	PROAM	1	1:49.258	18	1:49.420	19	1:49.576	20	1:51.181	21	1:51.233	29
2	33	Alda Motorsport		Tomasz Maqdziarz		Daan Pijl		Porsche 911 GT3 Cup gen 2	PROAM	2	1:51.000	27	1:51.205	23	1:51.363	26	1:51.476	29	1:51.687	33
3	26	Q1 by EMG Motorsport		Maciej Darmetko		Artur Janosz		Porsche 911 GT3 Cup gen 2	PROAM	3	1:51.040	2	1:51.228	3	1:51.360	4	1:51.643	6	1:51.846	7
4	100	Alda Motorsport		Jakub Dwernicki		Jan Antoszewski		Porsche 911 GT3 Cup gen 2	PROAM	4	1:51.736	2	1:52.144	5	1:52.681	10	1:52.749	6	1:52.910	7
5	44	Eugenio Pisani/CAME Racing Team		Eugenio Pisani		Stefano Bozzoni		Porsche 911 GT3 Cup gen 1	PROAM	5	1:52.796	17	1:53.314	22	1:53.418	27	1:53.517	24	1:53.593	26
6	45	Mark Speakerwas/CAME Racing		Mark Speakerwas		Peter Karp		Porsche 911 GT3 Cup gen 1	AM	1	1:54.466	6	1:54.674	4	1:54.712	27	1:54.812	30	1:54.819	8



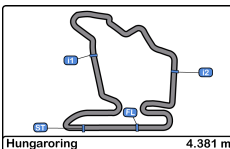


Hungaroring
GT Cup Open Europe
Race - 1
Best 5 Top Speeds



Cl	N°	Entrant/Team	Nat	Driver 1	Nat	Driver 2	Nat	Vehicle	Cat	Cl	Top 1		Top 2		Top 3		Top 4		Top 5		Avg
											Km/h	Lap	Km/h	Lap	Km/h	Lap	Km/h	Lap	Km/h	Lap	
1	24	A&P Racing Team PTT Tech Support	POL	Maciej Blazek	POL	Mateusz Lisowski	POL	Porsche 991 GT3 Cup gen 2	PROAM	1	226.4	24	225.4	5	225.4	6	225.4	8	225.0	10	225.5
2	33	Alda Motorsport	POL	Tomasz Maqdziaz	POL	Daan Pijl	NED	Porsche 911 GT3 Cup gen 2	PROAM	2	223.1	34	220.8	25	220.8	32	220.8	33	220.4	24	221.2
3	100	Alda Motorsport	POL	Jakub Dwernicki	POL	Jan Antoszewski	POL	Porsche 911 GT3 Cup gen 2	PROAM	3	221.7	31	221.3	25	220.4	20	220.4	24	219.9	2	220.7
4	26	Q1 by EMG Motorsport	BEL	Maciej Darmetko	POL	Artur Janosz	POL	Porsche 911 GT3 Cup gen 2	PROAM	4	221.3	20	220.8	11	220.8	18	220.8	19	220.4	2	220.8
5	44	Eugenio Pisani/CAME Racing Team	ITA	Eugenio Pisani	ITA	Stefano Bozzoni	ITA	Porsche 911 GT3 Cup gen 1	PROAM	5	219.9	29	218.6	24	218.6	31	218.6	32	218.1	28	218.8
6	45	Mark Speakerwas/CAME Racing	ITA	Mark Speakerwas	ITA	Peter Karp	HUN	Porsche 911 GT3 Cup gen 1	AM	1	219.0	29	218.1	23	218.1	30	218.1	32	217.7	24	218.2











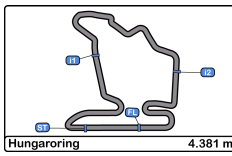
Hungaroring
GT Cup Open Europe
Race - 1



Fastest Laps Sequence

Lap	Time of Day	Session Time	Nº	Entrant/Team	Nat	Driver 1	Nat	Driver 2	Nat	Vehicle	Cat	Time	Km/h
2	15:12:04.848	2:04.848	26	Q1 by EMG Motorsport	 BEL	Maciej Darmetko	 POL	Artur Janosz	 POL	Porsche 911 GT3 Cup gen 2	PROAM	1:51.040	142.0
18	15:44:35.641	34:35.641	24	A&P Racing Team PTT Tech Support	 POL	Maciej Blazek	 POL	Mateusz Lisowski	 POL	Porsche 991 GT3 Cup gen 2	PROAM	1:49.258	144.3





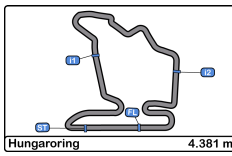
Hungaroring
GT Cup Open Europe
Race - 1



Event Best Maximum Speed

N°	Entrant/Team	Nat	Driver 1	Nat	Driver 2	Nat	Vehicle	Cat	Km/h	Session
24	A&P Racing Team PTT Tech Support		Maciej Blazek		Mateusz Lisowski		Porsche 991 GT3 Cup gen 2	PROAM	226.4	Race - 1
33	Alda Motorsport		Tomasz Magdziarz		Daan Pijl		Porsche 911 GT3 Cup gen 2	PROAM	223.1	Race - 1
26	Q1 by EMG Motorsport		Maciej Darmetko		Artur Janosz		Porsche 911 GT3 Cup gen 2	PROAM	222.6	Free Practice - 2
100	Alda Motorsport		Jakub Dwernicki		Jan Antoszewski		Porsche 911 GT3 Cup gen 2	PROAM	222.2	Free Practice - 2
45	Mark Speakerwas/CAME Racing Team		Mark Speakerwas		Peter Karpi		Porsche 911 GT3 Cup gen 1	AM	220.8	Free Practice - 2
44	Eugenio Pisani/CAME Racing Team		Eugenio Pisani		Stefano Bozzoni		Porsche 911 GT3 Cup gen 1	PROAM	219.9	Race - 1



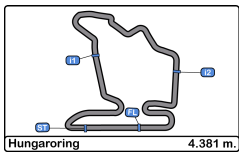


Hungaroring
GT Cup Open Europe
Race - 1
Lap Chart



			LAP																																				
Nr	Po	Grid	1	2	3	4	5	6	7	8	9	10	11	12	13	14	15	16	17	18	19	20	21	22	23	24	25	26	27	28	29	30	31	32	33	34	35		
26	1	26	26	26	26	26	26	26	26	26	26	26	26	26	26	26	26	26	26	26	26	26	26	26	26	26	26	24	24	24	24	24	24	24	24	24	24	24	24
33	2	33	100	100	100	100	100	100	100	100	100	100	100	100	100	100	100	100	100	100	100	100	24	24	24	24	24	26	26	26	26	26	26	26	26	26	33	33	
100	3	100	24	24	24	24	24	24	24	24	24	24	24	24	24	24	24	45	45	24	24	100	100	100	100	100	100	100	100	100	33	33	33	33	33	26	26		
24	4	24	45	45	45	45	45	45	45	45	45	45	45	33	33	33	33	33	24	24	33	33	33	33	33	33	33	33	33	33	100	100	100	100	100	100	100		
45	5	45	33	33	33	33	33	33	33	33	33	33	33	45	45	45	45	45	33	33	45	45	45	45	45	45	45	45	45	44	44	44	44	44	44	44	44		
44	6	44	44	44	44	44	44	44	44	44	44	44	44	44	44	44	44	44	44	44	44	44	44	44	44	44	44	44	44	45	45	45	45	45	45	45	45	45	





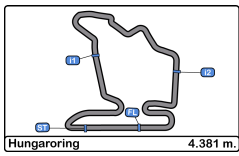
Hungaroring
GT Cup Open Europe
Race - 1
Lap Chart



LAP

Nr	Po	36	37
26	1	24	24
33	2	33	
100	3	26	
24	4	100	
45	5		
44	6		

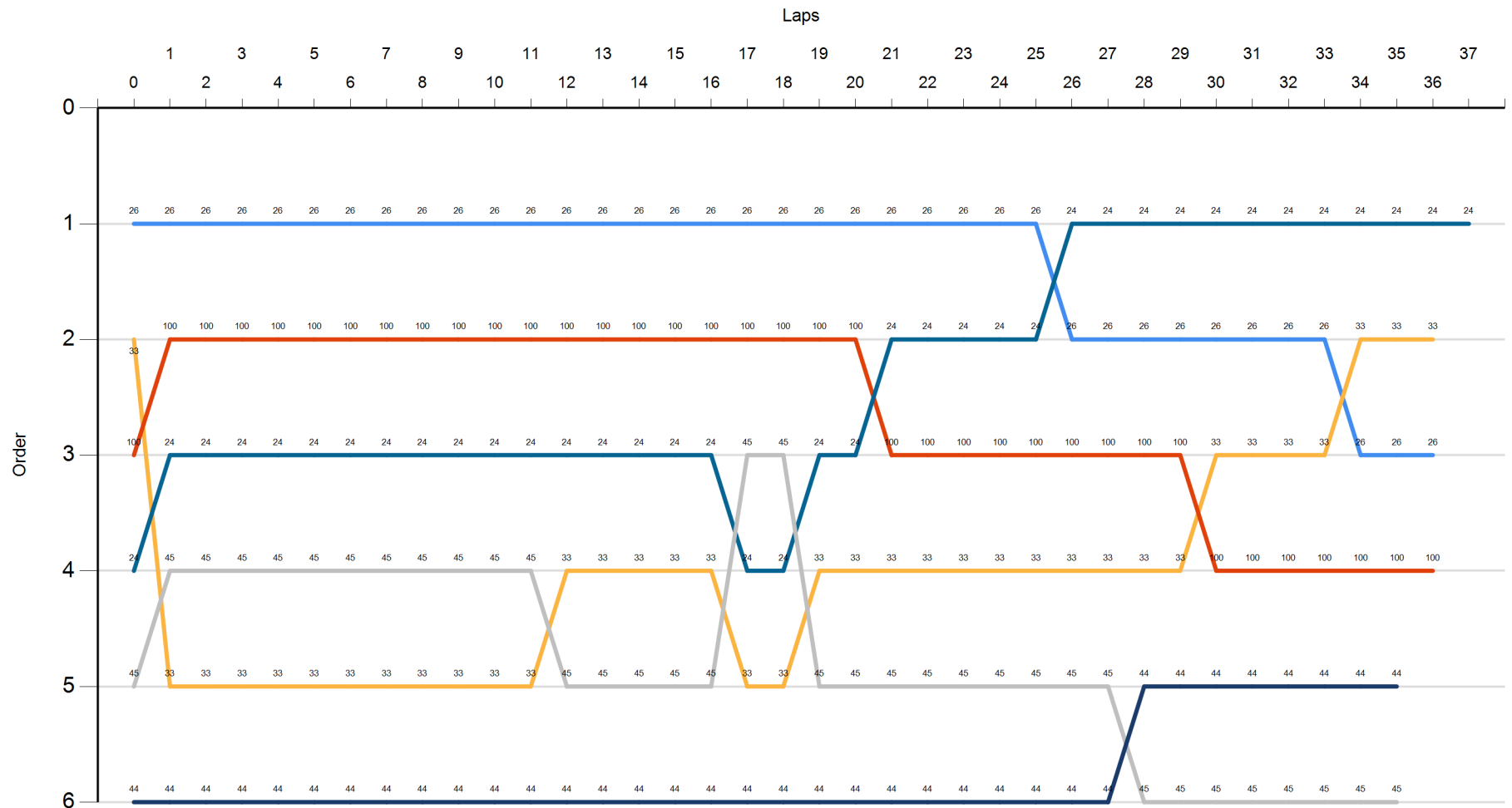


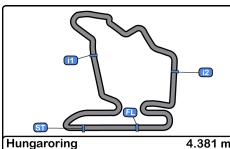


Hungaroring
GT Cup Open Europe
Race - 1
Graphic Lap Chart



- 26
- 33
- 100
- 24
- 45
- 44



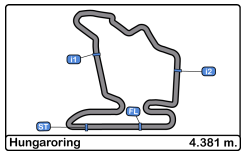


Hungaroring
GT Cup Open Europe
Race - 1
Pit Stop Analysis



Nr.	In Day Time	Entrant/Team	Nat	Driver 1	Nat	Driver 2	Nat	Vehicle	Cat	In Time	Stop N°	Pit Time	Handicap	Penalty
44	15:38:31.285	Eugenio Pisani/CAME Racing Te	ITA	Eugenio Pisani	ITA	Stefano Bozzoni	ITA	Porsche 911 GT3 Cup gen 1	PROAM	30:14.743	1	2:24.497	2:00	
24	15:38:48.887	A&P Racing Team PTT Tech Su	POL	Maciej Blazek	POL	Mateusz Lisowski	POL	Porsche 991 GT3 Cup gen 2	PROAM	30:32.345	1	2:09.746	2:05	
33	15:39:20.899	Alda Motorsport	POL	Tomasz Magdziarz	POL	Daan Pijl	NLD	Porsche 911 GT3 Cup gen 2	PROAM	31:04.357	1	2:03.139	2:00	
45	15:43:18.982	Mark Speakerwas/CAME Racing	ITA	Mark Speakerwas	ITA	Peter Karpi	HUN	Porsche 911 GT3 Cup gen 1	AM	35:02.440	1	2:54.948	2:00	
100	15:46:09.377	Alda Motorsport	POL	Jakub Dwernicki	POL	Jan Antoszewski	POL	Porsche 911 GT3 Cup gen 2	PROAM	37:52.835	1	2:01.214	2:00	
26	15:49:38.035	Q1 by EMG Motorsport	BEL	Maciej Darmetko	POL	Artur Janosz	POL	Porsche 911 GT3 Cup gen 2	PROAM	41:21.494	1	2:01.137	2:00	

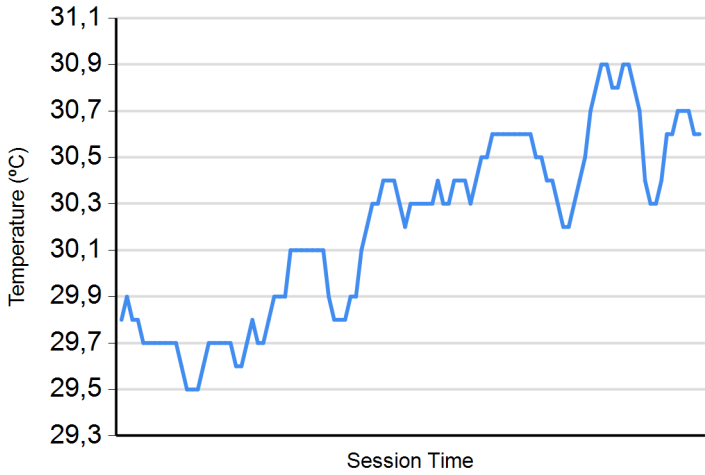




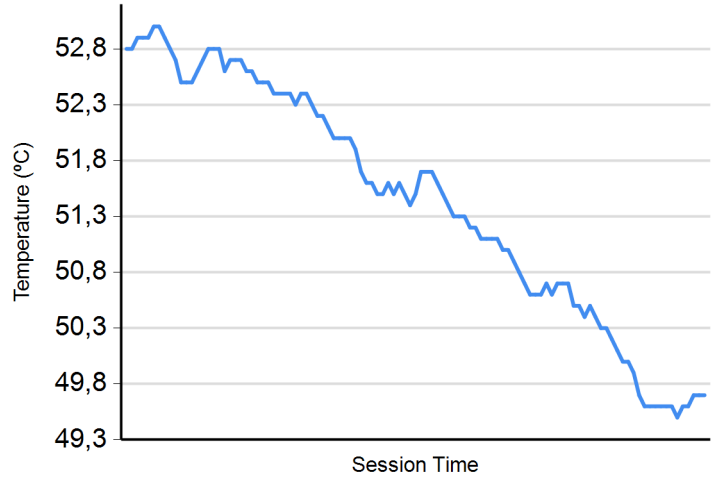
Hungaroring
GT Cup Open Europe
Race - 1
Weather Report



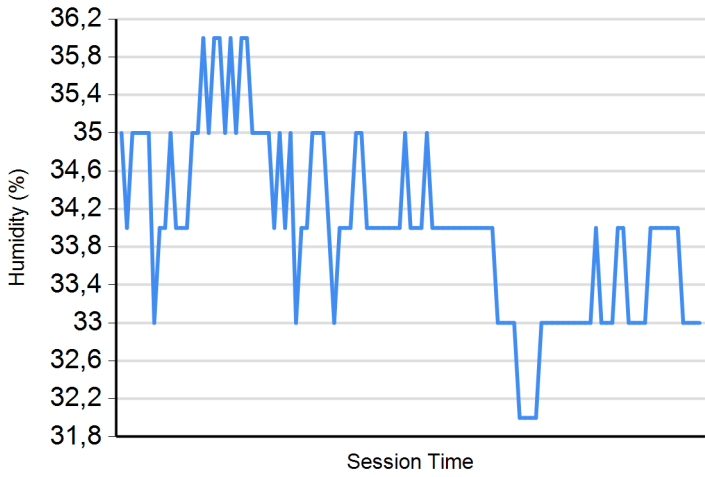
Air Temperature



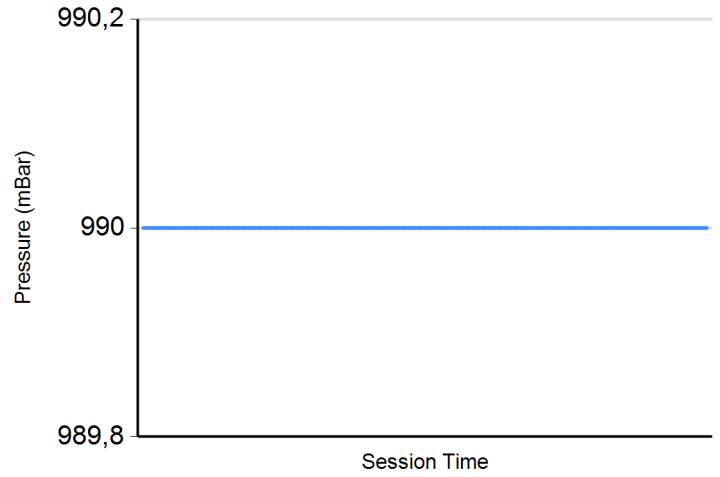
Track Temperature



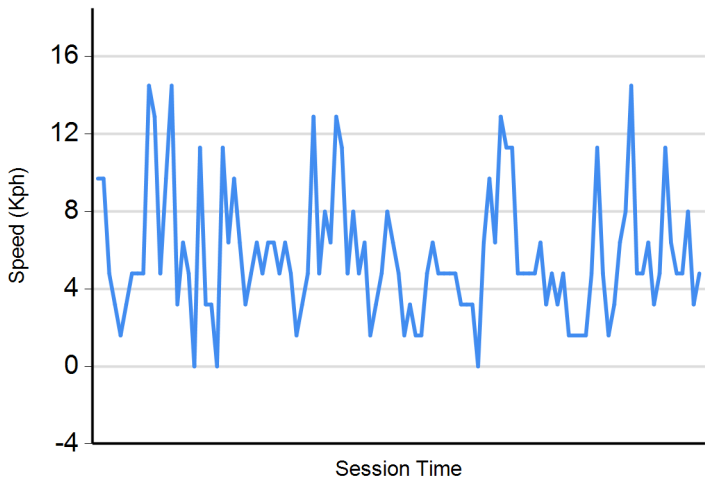
Humidity



Pressure



Wind Speed



Wind direction

