

**Hungaroring**  
**GT Cup Open Europe**  
**Free Practice - 2**  
**Provisional Results**



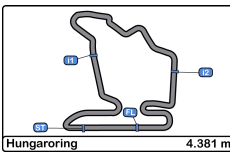
Cls	Nº	Entrant/Team	Nat	Driver 1	Nat	Driver 2	Nat	Vehicle	Cat	Cls	Laps	Best	Time	Gap	Interval	Km/h
1	33	Alda Motorsport		Tomasz Magdziarz		Daan Pijl		Porsche 911 GT3 Cup gen 2	PROAM	1	28	27	1:50.613			142.5
2	24	A&P Racing Team PTT Tech Support		Maciej Blazek		Mateusz Lisowski		Porsche 991 GT3 Cup gen 2	PROAM	2	27	19	1:51.382	0.769	0.769	141.5
3	26	Q1 by EMG Motorsport		Maciej Darmetko		Artur Janosz		Porsche 911 GT3 Cup gen 2	PROAM	3	25	24	1:52.274	1.661	0.892	140.4
4	100	Alda Motorsport		Jakub Dwernicki		Jan Antoszewski		Porsche 911 GT3 Cup gen 2	PROAM	4	21	9	1:54.445	3.832	2.171	137.8
5	44	Eugenio Pisani/CAME Racing Team		Eugenio Pisani		Stefano Bozzoni		Porsche 911 GT3 Cup gen 1	PROAM	5	24	10	1:56.176	5.563	1.731	135.7
6	45	Mark Speakerwas/CAME Racing		Mark Speakerwas		Peter Karpi		Porsche 911 GT3 Cup gen 1	AM	1	24	19	1:56.796	6.183	0.620	135.0

Published at:.....

Track Temp: 27.4 °C Air Temp: 26.8 °C Humidity: 70 % Track Status: WET

<b>Stewards:</b>	<b>Race Director:</b>	<b>Timekeeper:</b> Luis Angel Garcia Nuñez JOB/I-0020-ESP
------------------	-----------------------	---





**Hungaroring**  
**GT Cup Open Europe**  
**Free Practice - 2**  
**Provisional Results by Category**



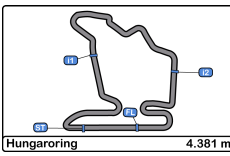
Cls	Nº	Entrant/Team	Nat	Driver 1	Nat	Driver 2	Nat	Vehicle	Cat	Cls	Laps	Best	Time	Gap	Interval	Km/h
<b>PROAM</b>																
1	33	Alda Motorsport	POL	Tomasz Magdziarz	POL	Daan Pijl	NED	Porsche 911 GT3 Cup gen 2	PROAM	1	28	27	1:50.613			142.5
2	24	A&P Racing Team PTT Tech Support	POL	Maciej Blazek	POL	Mateusz Lisowski	POL	Porsche 991 GT3 Cup gen 2	PROAM	2	27	19	1:51.382	0.769	0.769	141.5
3	26	Q1 by EMG Motorsport	BEL	Maciej Darmetko	POL	Artur Janosz	POL	Porsche 911 GT3 Cup gen 2	PROAM	3	25	24	1:52.274	1.661	0.892	140.4
4	100	Alda Motorsport	POL	Jakub Dwernicki	POL	Jan Antoszewski	POL	Porsche 911 GT3 Cup gen 2	PROAM	4	21	9	1:54.445	3.832	2.171	137.8
5	44	Eugenio Pisani/CAME Racing Team	ITA	Eugenio Pisani	ITA	Stefano Bozzoni	ITA	Porsche 911 GT3 Cup gen 1	PROAM	5	24	10	1:56.176	5.563	1.731	135.7
<b>AM</b>																
1	45	Mark Speakerwas/CAME Racing	ITA	Mark Speakerwas	ITA	Peter Karpi	HUN	Porsche 911 GT3 Cup gen 1	AM	1	24	19	1:56.796			135.0

Published at:.....

Track Temp: 27.4 °C Air Temp: 26.8 °C Humidity: 70 % Track Status: WET

<b>Stewards:</b>	<b>Race Director:</b>	<b>Timekeeper:</b> Luis Angel García Nuñez JOB/I-0020-ESP
------------------	-----------------------	--





**Hungaroring**  
**GT Cup Open Europe**  
**Free Practice - 2**  
**Provisional Results by Class**



Cls	Nº	Entrant/Team	Nat	Driver 1	Nat	Driver 2	Nat	Vehicle	Cat	Cls	Laps	Best	Time	Gap	Interval	Km/h
<b>GT Open Cup Europe</b>																
1	33	Alda Motorsport	POL	Tomasz Magdziarz	POL	Daan Pijl	NED	Porsche 911 GT3 Cup gen 2	PROAM	1	28	27	1:50.613			142.5
2	24	A&P Racing Team PTT Tech Support	POL	Maciej Blazek	POL	Mateusz Lisowski	POL	Porsche 991 GT3 Cup gen 2	PROAM	2	27	19	1:51.382	0.769	0.769	141.5
3	26	Q1 by EMG Motorsport	BEL	Maciej Darmetko	POL	Artur Janosz	POL	Porsche 911 GT3 Cup gen 2	PROAM	3	25	24	1:52.274	1.661	0.892	140.4
4	100	Alda Motorsport	POL	Jakub Dwernicki	POL	Jan Antoszewski	POL	Porsche 911 GT3 Cup gen 2	PROAM	4	21	9	1:54.445	3.832	2.171	137.8
5	44	Eugenio Pisani/CAME Racing Team	ITA	Eugenio Pisani	ITA	Stefano Bozzoni	ITA	Porsche 911 GT3 Cup gen 1	PROAM	5	24	10	1:56.176	5.563	1.731	135.7
6	45	Mark Speakerwas/CAME Racing	ITA	Mark Speakerwas	ITA	Peter Karpi	ITA	Porsche 911 GT3 Cup gen 1	AM	1	24	19	1:56.796	6.183	0.620	135.0

Published at:.....

Track Temp: 27.4 °C Air Temp: 26.8 °C Humidity: 70 % Track Status: WET

<b>Stewards:</b>	<b>Race Director:</b>	<b>Timekeeper:</b> Luis Angel García Nuñez JOB/I-0020-ESP
------------------	-----------------------	--





Hungaroring  
GT Cup Open Europe  
Free Practice - 2  
Lap Analysis



24 Maciej Blazek Porsche 991 GT3 Cup gen 2						26 Maciej Darmetko Porsche 911 GT3 Cup gen 2											
PROAM			Mateusz Lisowski			A&P Racing Team PTT Tech			PROAM			Artur Janosz			Q1 by EMG Motorsport		
Lap	D	Time	Sector 1	Sector 2	Sector 3	T. Spd	Elapsed	Lap	D	Time	Sector 1	Sector 2	Sector 3	T. Spd	Elapsed		
1		13:23:15.776	13:21:49.805	49.866	36.105		13:23:15.776	1		13:23:18.264	13:21:52.321	49.920	36.023		13:23:18.264		
2		2:10.578	45.176	49.772	35.630	219.5	13:25:26.354	2		2:08.566	44.454	48.906	35.206	217.3	13:25:26.830		
3		<del>2:12.237</del>	44.398	51.863	35.976	219.5	13:27:38.591	3		2:14.207 P	44.579	49.761	39.867	217.3	13:27:41.037		
4		<del>2:09.823</del>	44.603	49.427	35.793	219.5	13:29:48.414	4		5:06.319	3:35.712	54.534	36.073		13:32:47.356		
5		2:14.655 P	45.568	49.488	39.599	219.0	13:32:03.069	5		2:08.134	45.844	48.422	33.868	216.0	13:34:55.490		
6		4:35.096	3:11.064	48.999	35.033		13:36:38.165	6		2:03.119	43.732	46.859	32.528	216.0	13:36:58.609		
7		2:08.250	44.460	48.437	35.353	219.9	13:38:46.415	7		1:59.523	42.923	44.861	31.739	219.0	13:38:58.132		
8		2:14.614 P	46.576	48.178	39.860	219.9	13:41:01.029	8		1:59.200	42.121	44.945	32.134	220.8	13:40:57.332		
9		3:45.786	2:19.734	51.077	34.975		13:44:46.815	9		1:57.107	41.910	43.625	31.572	220.8	13:42:54.439		
10		2:03.560	43.635	46.629	33.296	221.7	13:46:50.375	10		2:01.210 P	41.948	42.666	36.596	220.4	13:44:55.649		
11		2:05.314	43.331	47.894	34.089	223.1	13:48:55.689	11		3:35.062	2:21.227	42.500	31.335		13:48:30.711		
12		1:59.630	42.487	44.600	32.543	225.0	13:50:55.319	12		1:53.934	40.775	41.969	31.190	221.7	13:50:24.645		
13		2:00.044	42.305	44.648	33.091	224.5	13:52:55.363	13		1:55.126	41.191	42.444	31.491	222.6	13:52:19.771		
14		2:06.325 P	43.185	46.031	37.109	224.0	13:55:01.688	14		2:02.451 P	42.199	43.290	36.962	221.7	13:54:22.222		
15		3:32.477	2:19.607	42.100	30.770		13:58:34.165	15		4:22.827	3:00.320	49.162	33.345		13:58:45.049		
16		1:53.714	41.203	41.695	30.816	224.5	14:00:27.879	16		1:59.286	42.237	44.361	32.688	219.0	14:00:44.335		
17		1:51.736	39.737	41.175	30.824	225.4	14:02:19.615	17		1:58.304	42.164	43.864	32.276	219.0	14:02:42.639		
18		1:51.831	39.709	41.157	30.965	225.9	14:04:11.446	18		1:57.054	41.577	43.127	32.350	220.4	14:04:39.693		
19		1:51.382	39.378	40.838	31.166	225.4	14:06:02.828	19		1:56.430	41.397	42.895	32.138	221.3	14:06:36.123		
20		<del>4:52.234</del>	40.358	40.955	30.921	225.0	14:07:55.062	20		1:59.569	41.035	46.234	32.300	219.9	14:08:35.692		
21		1:52.328	39.169	41.593	31.566	225.9	14:09:47.390	21		1:59.907	43.113	44.249	32.545	220.4	14:10:35.599		
22		<del>4:51.219</del>	39.196	40.969	31.054	225.4	14:11:38.609	22		2:10.962 P	41.580	45.319	44.063	219.9	14:12:46.561		
23		<del>4:51.048</del>	39.146	40.997	30.905	225.9	14:13:29.657	23		<del>5:58.109</del>	4:40.982	42.208	34.919		14:18:44.670		
24		2:03.140 P	41.398	43.378	38.364	212.5	14:15:32.797	24		1:52.274	39.562	41.625	31.087	222.2	14:20:36.944		
25		<del>4:40.353</del>	2:57.953	41.067	31.333		14:19:43.150	25		2:03.459 P	39.617	41.116	42.726	222.2	14:22:40.403		
26		1:51.453	39.435	41.020	30.998	217.7	14:21:34.603										
27		2:02.729 P	43.219	43.451	36.059	184.6	14:23:37.332										





**Hungaroring**  
**GT Cup Open Europe**  
**Free Practice - 2**  
**Lap Analysis**



**33**

Tomasz Magdziarz

Porsche 911 GT3 Cup gen 2

**44**

Eugenio Pisani

Porsche 911 GT3 Cup gen 1

PROAM

Daan Pijl

Alda Motorsport

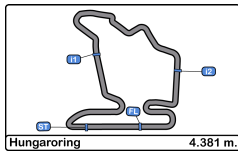
PROAM

Stefano Bozzoni

Eugenio Pisani/CAME Racing

Lap	D	Time	Sector 1	Sector 2	Sector 3	T. Spd	Elapsed	Lap	D	Time	Sector 1	Sector 2	Sector 3	T. Spd	Elapsed
1		13:24:26.179	13:22:57.504	51.559	37.116		13:24:26.179	1		13:26:53.233	13:25:10.890	1:00.485	41.858		13:26:53.233
2		2:13.710	46.187	51.120	36.403	212.5	13:26:39.889	2		<del>2:41.192</del> P	50.420	1:04.127	46.645	206.1	13:29:34.425
3		<del>2:12.142</del>	45.512	50.762	35.838	215.5	13:28:52.001	3		4:38.993	3:13.705	50.409	34.879		13:34:13.418
4		2:10.809	45.223	49.600	35.986	213.4	13:31:02.810	4		<del>2:08.038</del>	44.384	49.221	34.433	213.4	13:36:21.456
5		2:09.339	45.439	48.975	34.925	213.8	13:33:12.149	5		2:05.350	43.749	47.322	34.279	214.2	13:38:26.806
6		2:08.170	44.881	48.293	34.996	214.7	13:35:20.319	6		2:08.492	47.348	46.889	34.255	215.5	13:40:35.298
7		<del>2:14.749</del> P	44.897	48.192	41.660	216.0	13:37:35.068	7		2:15.816 P	44.270	47.168	44.378	214.7	13:42:51.114
8		4:24.249	2:52.489	54.072	37.688		13:41:59.317	8		4:32.606	3:14.684	45.486	32.436		13:47:23.720
9		1:58.827	42.785	43.873	32.169	216.8	13:43:58.144	9		1:58.111	42.383	44.065	31.663	217.3	13:49:21.831
10		1:55.077	41.608	42.274	31.195	218.1	13:45:53.221	10		1:56.176	41.534	42.991	31.651	217.7	13:51:18.007
11		1:53.158	40.687	41.537	30.934	220.8	13:47:46.379	11		<del>2:05.243</del> P	44.544	44.180	36.519	219.0	13:53:23.250
12		1:53.130	40.872	41.219	31.039	221.3	13:49:39.509	12		5:46.855	4:25.456	47.459	33.940		13:59:10.105
13		1:53.276	40.774	41.619	30.883	220.8	13:51:32.785	13		2:06.489	44.038	48.631	33.820	214.7	14:01:16.594
14		1:55.913 P	40.501	41.051	34.361	221.3	13:53:28.698	14		2:04.816	44.034	45.161	35.621	214.7	14:03:21.410
15		4:17.525	3:00.656	44.742	32.127		13:57:46.223	15		2:11.002	45.331	52.071	33.600	206.1	14:05:32.412
16		1:55.775	40.895	42.658	32.222	220.4	13:59:41.998	16		2:09.949	43.084	52.023	34.842	216.4	14:07:42.361
17		1:55.247	40.635	42.917	31.695	220.8	14:01:37.245	17		2:02.058	43.088	45.647	33.323	215.1	14:09:44.419
18		1:55.915	40.571	43.770	31.574	219.9	14:03:33.160	18		2:09.185	46.738	47.923	34.524	215.5	14:11:53.604
19		1:55.290	40.154	42.167	32.969	221.3	14:05:28.450	19		2:01.135	42.953	44.735	33.447	218.6	14:13:54.739
20		1:55.315	40.891	42.133	32.291	222.2	14:07:23.765	20		2:01.317	42.453	45.731	33.133	214.2	14:15:56.056
21		1:52.934	40.354	41.479	31.101	219.0	14:09:16.699	21		2:01.603	42.238	45.819	33.546	216.8	14:17:57.659
22		1:52.691	40.061	41.605	31.025	221.3	14:11:09.390	22		2:00.285	43.078	44.324	32.883	217.3	14:19:57.944
23		1:57.387 P	39.862	42.000	35.525	221.7	14:13:06.777	23		2:02.601	43.313	45.952	33.336	215.1	14:22:00.545
24		3:00.403	1:48.032	41.307	31.064		14:16:07.180	24		2:24.774 P	43.138	51.270	50.366	217.3	14:24:25.319
25		1:50.944	39.361	40.863	30.720	221.3	14:17:58.124	<b>45</b> Mark Speakerwas Porsche 911 GT3 Cup gen 1 AM Peter Karpi Mark Speakerwas/CAME Racing							
26		1:53.412	41.098	41.127	31.187	221.3	14:19:51.536								
27		1:50.613	39.474	40.336	30.803	221.3	14:21:42.149								
28		2:41.711 P	55.208	56.711	49.792	183.0	14:24:23.860								
1		13:27:18.457	13:25:49.639	51.686	37.132		13:27:18.457	Lap D Time Sector 1 Sector 2 Sector 3 T. Spd Elapsed							
2		2:20.628 P	46.376	51.131	43.121	210.5	13:29:39.085								
3		4:07.392	2:41.795	49.877	35.720		13:33:46.477								
4		2:10.258	45.225	49.787	35.246	212.1	13:35:56.735								
5		2:08.867	45.012	48.780	35.075	213.4	13:38:05.602								
6		2:55.733	1:28.120	51.355	36.258	213.8	13:41:01.335								
7		2:08.655	45.080	48.719	34.856	202.6	13:43:09.990								
8		2:16.250 P	45.197	50.948	40.105	213.4	13:45:26.240								
9		5:51.508	4:24.757	51.761	34.990		13:51:17.748								
10		2:05.274	45.348	46.345	33.581	201.4	13:53:23.022								
11		2:02.792	42.879	46.565	33.348	217.3	13:55:25.814								
12		<del>2:01.384</del>	42.105	46.460	32.816	216.4	13:57:27.195								
13		1:58.753	41.871	44.277	32.605	218.6	13:59:25.948								
14		1:59.488	41.749	45.044	32.695	218.1	14:01:25.436								
15		1:59.403	41.490	45.568	32.345	220.8	14:03:24.839								
16		1:58.208	41.567	43.926	32.715	220.8	14:05:23.047								
17		2:01.363	42.471	44.181	34.711	220.8	14:07:24.410								
18		<del>1:56.140</del>	40.750	42.744	32.616	220.8	14:09:20.520								
19		1:56.796	40.934	43.528	32.334	220.4	14:11:17.316								
20		<del>1:59.775</del> P	40.481	43.058	36.236	219.9	14:13:17.091								
21		4:00.366	2:39.513	47.324	33.529		14:17:17.457								
22		2:00.418	42.165	45.043	33.210	216.0	14:19:17.875								
23		2:00.155	41.487	45.931	32.737	216.8	14:21:18.030								
24		2:08.807 P	42.482	44.492	41.833	218.1	14:23:26.837								





**Hungaroring**  
**GT Cup Open Europe**  
**Free Practice - 2**  
**Lap Analysis**



100

Jakub Dwernicki

Porsche 911 GT3 Cup gen 2

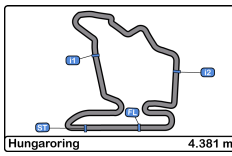
PROAM

Jan Antoszewski

Alda Motorsport

Lap	D	Time	Sector 1	Sector 2	Sector 3	T. Spd	Elapsed
1		13:33:44.069	13:32:15.172	53.705	35.192		13:33:44.069
2		2:06.415	45.592	47.717	33.106	214.7	13:35:50.484
3		<del>2:01.489</del>	43.767	45.412	32.304	216.8	13:37:51.967
4		1:58.755	42.972	43.978	31.805	218.6	13:39:50.722
5		1:58.035	42.361	43.763	31.911	220.4	13:41:48.757
6		2:00.139	42.770	44.592	32.777	219.9	13:43:48.896
7		1:56.100	42.135	42.397	31.568	220.4	13:45:44.996
8		1:55.417	41.468	42.647	31.302	220.8	13:47:40.413
9		1:54.445	41.206	41.893	31.346	221.7	13:49:34.858
10		1:58.153 P	40.902	41.885	35.366	222.2	13:51:33.011
11		4:29.909	3:06.101	49.087	34.721		13:56:02.920
12		2:02.277	42.776	46.363	33.138	218.6	13:58:05.197
13		1:59.836	42.152	45.277	32.407	218.6	14:00:05.033
14		1:59.597	42.364	44.744	32.489	219.5	14:02:04.630
15		1:58.204	41.387	44.025	32.792	219.0	14:04:02.834
16		1:58.956	41.932	44.181	32.843	219.5	14:06:01.790
17		1:59.165	41.663	43.932	33.570	219.5	14:08:00.955
18		1:55.923	41.031	42.867	32.025	220.4	14:09:56.878
19		1:56.076	41.222	42.652	32.202	219.9	14:11:52.954
20		1:55.676	41.167	42.507	32.002	219.5	14:13:48.630
21		2:01.973 P	40.882	43.153	37.938	219.9	14:15:50.603



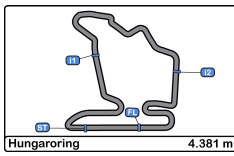


**Hungaroring**  
**GT Cup Open Europe**  
**Free Practice - 2**  
**Best Sectors Results**



Sector - 1			Sector - 2			Sector - 3			Ideal Lap vs Best Lap						
Clas	Nº	Driver	Time	Nº	Driver	Time	Nº	Driver	Time	Clas	Nº	Driver	Ideal Lap	Best Lap	Clas
1	24	Blazek - Lisowski	39.146	33	Magdziarz - Pijl	40.336	33	Magdziarz - Pijl	30.720	1	33	Magdziarz - Pijl	1:50.417	1:50.613	1
2	33	Magdziarz - Pijl	39.361	24	Blazek - Lisowski	40.838	24	Blazek - Lisowski	30.770	2	24	Blazek - Lisowski	1:50.754	1:51.382	2
3	26	Darmetko - Janosz	39.562	26	Darmetko - Janosz	41.116	26	Darmetko - Janosz	31.087	3	26	Darmetko - Janosz	1:51.765	1:52.274	3
4	45	Speakerwas - Karpi	40.481	100	Dwernicki - Antoszewski	41.885	100	Dwernicki - Antoszewski	31.302	4	100	Dwernicki - Antoszewski	1:54.069	1:54.445	4
5	100	Dwernicki - Antoszewski	40.882	45	Speakerwas - Karpi	42.744	44	Pisani - Bozzoni	31.651	5	45	Speakerwas - Karpi	1:55.559	1:56.796	6
6	44	Pisani - Bozzoni	41.534	44	Pisani - Bozzoni	42.991	45	Speakerwas - Karpi	32.334	6	44	Pisani - Bozzoni	1:56.176	1:56.176	5





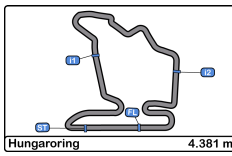
**Hungaroring**  
**GT Cup Open Europe**  
**Free Practice - 2**  
**Best 5 Lap Times**



Cl	N°	Entrant/Team	Nat	Driver 1	Nat	Driver 2	Nat	Vehicle	Cat	Cl	Best 1		Best 2		Best 3		Best 4		Best 5	
											Time	Lap	Time	Lap	Time	Lap	Time	Lap	Time	Lap
1	33	Alda Motorsport	POL	Tomasz Magdziarz	POL	Daan Pijl	NLD	Porsche 911 GT3 Cup gen 2	PROAM	1	1:50.613	27	1:50.944	25	1:52.691	22	1:52.934	21	1:53.130	12
2	24	A&P Racing Team PTT Tech Support	POL	Maciej Blazek	POL	Mateusz Lisowski	POL	Porsche 991 GT3 Cup gen 2	PROAM	2	1:51.382	19	1:51.453	26	1:51.736	17	1:51.831	18	1:52.328	21
3	26	Q1 by EMG Motorsport	BEL	Maciej Darmetko	POL	Artur Janosz	POL	Porsche 911 GT3 Cup gen 2	PROAM	3	1:52.274	24	1:53.934	12	1:55.126	13	1:56.430	19	1:57.054	18
4	100	Alda Motorsport	POL	Jakub Dwernicki	POL	Jan Antoszewski	POL	Porsche 911 GT3 Cup gen 2	PROAM	4	1:54.445	9	1:55.417	8	1:55.676	20	1:55.923	18	1:56.076	19
5	44	Eugenio Pisani/CAME Racing Team	ITA	Eugenio Pisani	ITA	Stefano Bozzoni	ITA	Porsche 911 GT3 Cup gen 1	PROAM	5	1:56.176	10	1:58.111	9	2:00.285	22	2:01.135	19	2:01.317	20
6	45	Mark Speakerwas/CAME Racing	ITA	Mark Speakerwas	ITA	Peter Karpi	HUN	Porsche 911 GT3 Cup gen 1	AM	1	1:56.796	19	1:58.208	16	1:58.753	13	1:59.403	15	1:59.488	14





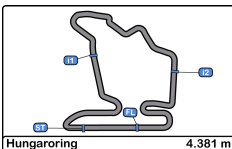


**Hungaroring**  
**GT Cup Open Europe**  
**Free Practice - 2**  
**Best 5 Top Speeds**



Cl	N°	Entrant/Team	Nat	Driver 1	Nat	Driver 2	Nat	Vehicle	Cat	Cl	Top 1		Top 2		Top 3		Top 4		Top 5		Avg
											Km/h	Lap	Km/h	Lap	Km/h	Lap	Km/h	Lap	Km/h	Lap	
1	24	A&P Racing Team PTT Tech Support	POL	Maciej Blazek	POL	Mateusz Lisowski	POL	Porsche 991 GT3 Cup gen 2	PROAM	1	225.9	18	225.9	21	225.9	23	225.4	17	225.4	19	225.7
2	26	Q1 by EMG Motorsport	BEL	Maciej Darmetko	POL	Artur Janosz	POL	Porsche 911 GT3 Cup gen 2	PROAM	2	222.6	13	222.2	24	222.2	25	221.7	12	221.7	14	222.1
3	33	Alda Motorsport	POL	Tomasz Magdziarz	POL	Daan Pijl	NLD	Porsche 911 GT3 Cup gen 2	PROAM	3	222.2	20	221.7	23	221.3	12	221.3	14	221.3	19	221.5
4	100	Alda Motorsport	POL	Jakub Dwernicki	POL	Jan Antoszewski	POL	Porsche 911 GT3 Cup gen 2	PROAM	4	222.2	10	221.7	9	220.8	8	220.4	5	220.4	7	221.1
5	45	Mark Speakerwas/CAME Racing	ITA	Mark Speakerwas	ITA	Peter Karpi	HUN	Porsche 911 GT3 Cup gen 1	AM	1	220.8	15	220.8	16	220.8	17	220.8	18	220.4	19	220.7
6	44	Eugenio Pisani/CAME Racing Team	ITA	Eugenio Pisani	ITA	Stefano Bozzoni	ITA	Porsche 911 GT3 Cup gen 1	PROAM	5	219.0	11	218.6	19	217.7	10	217.3	9	217.3	22	218.0





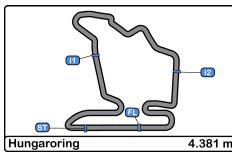
**Hungaroring**  
**GT Cup Open Europe**  
**Free Practice - 2**



**Fastest Laps Sequence**

Lap	Time of Day	Session Time	Nº	Entrant/Team	Nat	Driver 1	Nat	Driver 2	Nat	Vehicle	Cat	Time	Km/h
2	13:25:26.354	5:26.354	24	A&P Racing Team PTT Tech Support		Maciej Blazek		Mateusz Lisowski		Porsche 991 GT3 Cup gen 2	PROAM	2:10.578	120.7
2	13:25:26.830	5:26.830	26	Q1 by EMG Motorsport		Maciej Darmetko		Artur Janosz		Porsche 911 GT3 Cup gen 2	PROAM	2:08.566	122.6
5	13:34:55.490	14:55.490	26	Q1 by EMG Motorsport		Maciej Darmetko		Artur Janosz		Porsche 911 GT3 Cup gen 2	PROAM	2:08.134	123.0
2	13:35:50.484	15:50.484	100	Alda Motorsport		Jakub Dwernicki		Jan Antoszewski		Porsche 911 GT3 Cup gen 2	PROAM	2:06.415	124.7
6	13:36:58.609	16:58.609	26	Q1 by EMG Motorsport		Maciej Darmetko		Artur Janosz		Porsche 911 GT3 Cup gen 2	PROAM	2:03.119	128.1
7	13:38:58.132	18:58.132	26	Q1 by EMG Motorsport		Maciej Darmetko		Artur Janosz		Porsche 911 GT3 Cup gen 2	PROAM	1:59.523	131.9
4	13:39:50.722	19:50.722	100	Alda Motorsport		Jakub Dwernicki		Jan Antoszewski		Porsche 911 GT3 Cup gen 2	PROAM	1:58.755	132.8
5	13:41:48.757	21:48.757	100	Alda Motorsport		Jakub Dwernicki		Jan Antoszewski		Porsche 911 GT3 Cup gen 2	PROAM	1:58.035	133.6
9	13:42:54.439	22:54.439	26	Q1 by EMG Motorsport		Maciej Darmetko		Artur Janosz		Porsche 911 GT3 Cup gen 2	PROAM	1:57.107	134.6
7	13:45:44.996	25:44.996	100	Alda Motorsport		Jakub Dwernicki		Jan Antoszewski		Porsche 911 GT3 Cup gen 2	PROAM	1:56.100	135.8
10	13:45:53.221	25:53.221	33	Alda Motorsport		Tomasz Magdziarz		Daan Pijl		Porsche 911 GT3 Cup gen 2	PROAM	1:55.077	137.0
11	13:47:46.379	27:46.379	33	Alda Motorsport		Tomasz Magdziarz		Daan Pijl		Porsche 911 GT3 Cup gen 2	PROAM	1:53.158	139.3
12	13:49:39.509	29:39.509	33	Alda Motorsport		Tomasz Magdziarz		Daan Pijl		Porsche 911 GT3 Cup gen 2	PROAM	1:53.130	139.4
17	14:02:19.615	42:19.615	24	A&P Racing Team PTT Tech Support		Maciej Blazek		Mateusz Lisowski		Porsche 991 GT3 Cup gen 2	PROAM	1:51.736	141.1
19	14:06:02.828	46:02.828	24	A&P Racing Team PTT Tech Support		Maciej Blazek		Mateusz Lisowski		Porsche 991 GT3 Cup gen 2	PROAM	1:51.382	141.5
25	14:17:58.124	57:58.124	33	Alda Motorsport		Tomasz Magdziarz		Daan Pijl		Porsche 911 GT3 Cup gen 2	PROAM	1:50.944	142.1
27	14:21:42.149	1:01:42.149	33	Alda Motorsport		Tomasz Magdziarz		Daan Pijl		Porsche 911 GT3 Cup gen 2	PROAM	1:50.613	142.5





**Hungaroring**  
**GT Cup Open Europe**

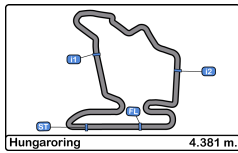
**Free Practice - 2**

**Event Best Maximum Speed**



Nº	Entrant/Team	Nat	Driver 1	Nat	Driver 2	Nat	Vehicle	Cat	Km/h	Session
24	A&P Racing Team PTT Tech Support		Maciej Blazek		Mateusz Lisowski		Porsche 991 GT3 Cup gen 2	PROAM	<b>225.9</b>	Free Practice - 2
26	Q1 by EMG Motorsport		Maciej Darmetko		Artur Janosz		Porsche 911 GT3 Cup gen 2	PROAM	<b>222.6</b>	Free Practice - 2
100	Alda Motorsport		Jakub Dwernicki		Jan Antoszewski		Porsche 911 GT3 Cup gen 2	PROAM	<b>222.2</b>	Free Practice - 2
33	Alda Motorsport		Tomasz Magdziarz		Daan Pijl		Porsche 911 GT3 Cup gen 2	PROAM	<b>222.2</b>	Free Practice - 2
45	Mark Speakerwas/CAME Racing Team		Mark Speakerwas		Peter Karpi		Porsche 911 GT3 Cup gen 1	AM	<b>220.8</b>	Free Practice - 2
44	Eugenio Pisani/CAME Racing Team		Eugenio Pisani		Stefano Bozzoni		Porsche 911 GT3 Cup gen 1	PROAM	<b>219.0</b>	Free Practice - 2





**Hungaroring**  
**GT Cup Open Europe**  
**Free Practice - 2**  
**Pit Stop Analysis**



**24** Maciej Blazek Porsche 991 GT3 Cup gen 2

PROAM Mateusz Lisowski A&P Racing Team PTT Tech Support

N°	In Day Time	In Time	Out Time	Pit Time	T. Pit Time	Handicap	Penalty
1	13:32:00.521	13:32:00.521	13:34:30.889	2:30.368	2:30.368		
2	13:40:58.503	13:40:58.503	13:42:29.424	1:30.921	4:01.289		
3	13:54:59.119	13:54:59.119	13:56:42.552	1:43.433	5:44.722		
4	14:15:29.749	14:15:29.749	14:17:51.465	2:21.716	8:06.438		

**26** Maciej Darmetko Porsche 911 GT3 Cup gen 2

PROAM Artur Janosz Q1 by EMG Motorsport

N°	In Day Time	In Time	Out Time	Pit Time	T. Pit Time	Handicap	Penalty
1	13:27:38.484	13:27:38.484	13:30:25.810	2:47.326	2:47.326		
2	13:44:53.140	13:44:53.140	13:46:36.866	1:43.726	4:31.052		
3	13:54:19.668	13:54:19.668	13:56:41.041	2:21.373	6:52.425		
4	14:12:44.086	14:12:44.086	14:16:48.039	4:03.953	10:56.378		

**33** Tomasz Magdziarz Porsche 911 GT3 Cup gen 2

PROAM Daan Pijl Alda Motorsport

N°	In Day Time	In Time	Out Time	Pit Time	T. Pit Time	Handicap	Penalty
1	13:37:32.362	13:37:32.362	13:39:36.779	2:04.417	2:04.417		
2	13:53:26.041	13:53:26.041	13:55:45.894	2:19.853	4:24.270		
3	14:13:04.286	14:13:04.286	14:14:16.393	1:12.107	5:36.377		

**44** Eugenio Pisani Porsche 911 GT3 Cup gen 1

PROAM Stefano Bozzoni Eugenio Pisani/CAME Racing Team

N°	In Day Time	In Time	Out Time	Pit Time	T. Pit Time	Handicap	Penalty
1	13:29:32.054	13:29:32.054	13:32:05.355	2:33.301	2:33.301		
2	13:42:48.758	13:42:48.758	13:45:23.361	2:34.603	5:07.904		
3	13:53:20.786	13:53:20.786	13:57:05.820	3:45.034	8:52.938		

**45** Mark Speakerwas Porsche 911 GT3 Cup gen 1

AM Peter Karpi Mark Speakerwas/CAME Racing Team

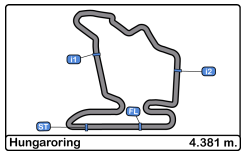
N°	In Day Time	In Time	Out Time	Pit Time	T. Pit Time	Handicap	Penalty
1	13:29:36.564	13:29:36.564	13:31:33.535	1:56.971	1:56.971		
2	13:45:23.825	13:45:23.825	13:49:00.806	3:36.981	5:33.952		
3	14:13:14.200	14:13:14.200	14:15:13.828	1:59.628	7:33.580		

**100** Jakub Dwernicki Porsche 911 GT3 Cup gen 2

PROAM Jan Antoszewski Alda Motorsport

N°	In Day Time	In Time	Out Time	Pit Time	T. Pit Time	Handicap	Penalty
1	13:51:30.072	13:51:30.072	13:53:55.368	2:25.296	2:25.296		

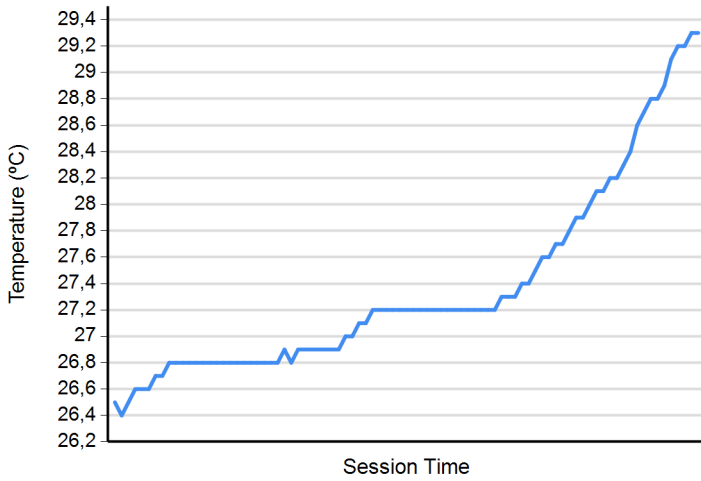




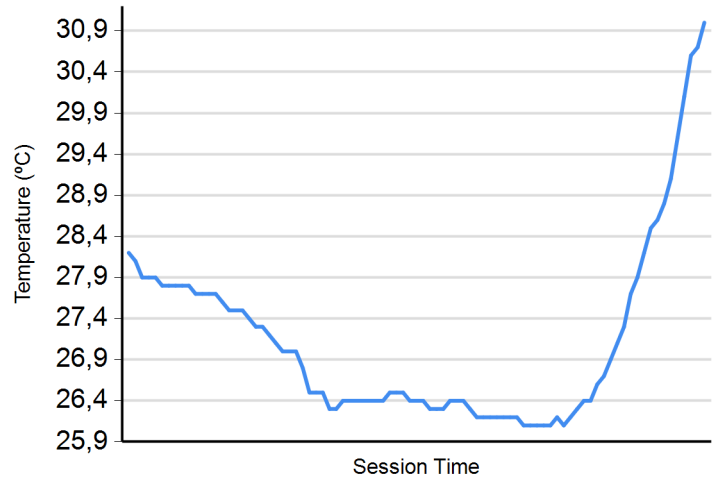
**Hungaroring**  
**GT Cup Open Europe**  
**Free Practice - 2**  
**Weather Report**



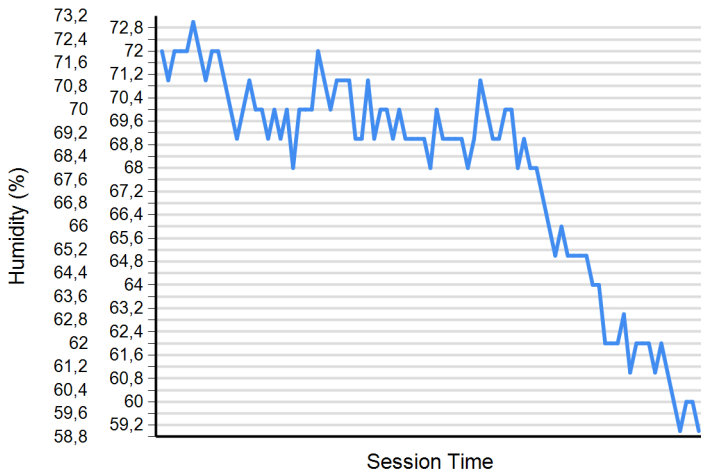
**Air Temperature**



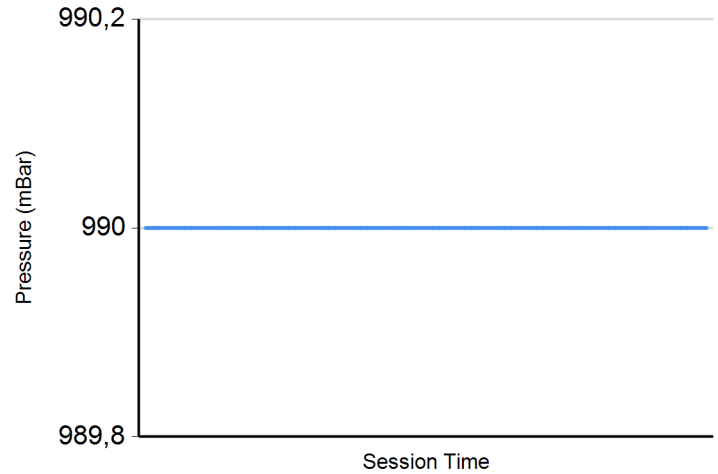
**Track Temperature**



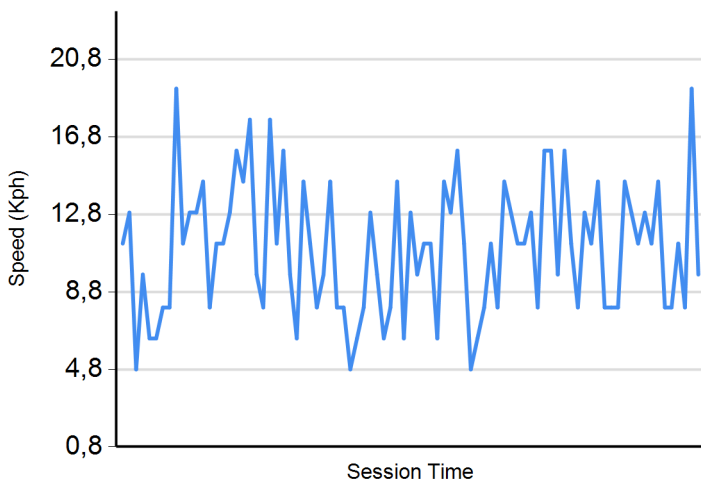
**Humidity**



**Pressure**

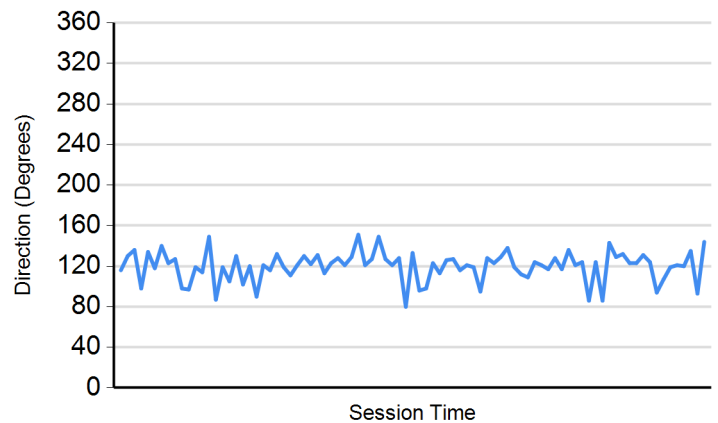


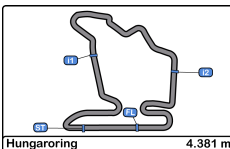
**Wind Speed**



**Wind direction**

North = 0°/360° Est = 90° South = 180° West = 270°





**Hungaroring**  
**GT Cup Open Europe**  
**Free Practice - 1 - 2**  
**Combined Results**



Cls	N°	Entrant/Team	Nat	Driver 1	Nat	Driver 2	Nat	Vehicle	Cat	Cls	Laps	FP1	FP2	Best	Gap	Interval	Km/h		
1	33	Alda Motorsport	POL	Tomasz Magdziarz	POL	Daan Pijl	NLD	Porsche 911 GT3 Cup gen 2	PROAM	1	55	2:08.079	7	<b>1:50.613</b>	27	<b>1:50.613</b>	142.5		
2	24	A&P Racing Team PTT Tech Support	POL	Maciej Blazek	POL	Mateusz Lisowski	POL	Porsche 991 GT3 Cup gen 2	PROAM	2	49	2:05.944	3	<b>1:51.382</b>	19	<b>1:51.382</b>	0.769	0.769	141.5
3	26	Q1 by EMG Motorsport	BEL	Maciej Darmetko	POL	Artur Janosz	POL	Porsche 911 GT3 Cup gen 2	PROAM	3	45	2:08.313	5	<b>1:52.274</b>	24	<b>1:52.274</b>	1.661	0.892	140.4
4	100	Alda Motorsport	POL	Jakub Dwernicki	POL	Jan Antoszewski	POL	Porsche 911 GT3 Cup gen 2	PROAM	4	47	2:07.382	3	<b>1:54.445</b>	9	<b>1:54.445</b>	3.832	2.171	137.8
5	44	Eugenio Pisani/CAME Racing Team	ITA	Eugenio Pisani	ITA	Stefano Bozzoni	ITA	Porsche 911 GT3 Cup gen 1	PROAM	5	48	2:11.170	10	<b>1:56.176</b>	10	<b>1:56.176</b>	5.563	1.731	135.7
6	45	Mark Speakerwas/CAME Racing	ITA	Mark Speakerwas	ITA	Peter Karpi	HUN	Porsche 911 GT3 Cup gen 1	AM	1	41	2:14.565	14	<b>1:56.796</b>	19	<b>1:56.796</b>	6.183	0.620	135.0

Published at:.....

<b>Stewards:</b>	<b>Race Director:</b>	<b>Timekeeper:</b>  Luis Angel García Nuñez JOB/I-0020-ESP
------------------	-----------------------	--

