

Spa Francorchamps
GT Cup Open Europe
Race - 2
Provisional Results



Spa Francorchamps 7.004 m

Cls	N°	Entrant/Team	Nat	Driver 1	Nat	Driver 2	Nat	Vehicle	Cat	Cl	Laps	Total Time	Gap	Interval	Km/h	Best	Time	Km/h
1	54	Q1 by EMG Motorsport	BEL	Jan Laurysen	BEL	Bas Schouten	NLD	Porsche 992 GT3 Cup	PROAM	1	25	1:03:48.573			164.6	9	2:27.087	171.4
2	53	Q1 by EMG Motorsport	BEL	Nicolas Vandierendonck	BEL	Dirk Schouten	NLD	Porsche 992 GT3 Cup	AM	1	25	1:04:13.368	24.795	24.795	163.5	7	2:26.891	171.6
3	24	A&P Racing Team PTT Tech Support	POL	Maciej Blazek	POL	Mateusz Lisowski	POL	Porsche 991 GT3 Cup gen 2	PROAM	2	25	1:04:19.065	30.492	5.697	163.3	12	2:28.324	169.9
4	100	Alda Motorsport	POL	Jakub Dwernicki	POL	Jan Antoszewski	POL	Porsche 911 GT3 Cup gen 2	PROAM	3	24	1:02:10.217	1 Lap	1 Lap	162.2	3	2:28.713	169.5
5	32	Three Sixty Racing Team	AND	Fernando Fortes	BRA			Porsche 911 GT3 Cup gen 2	AM	2	24	1:02:56.375	1 Lap	46.158	160.2	6	2:30.663	167.3
6	50	Q1 by EMG Motorsport	BEL	Filip Teunkens	BEL	Jaap Van Lagen	BEL	Porsche 992 GT3 Cup	PROAM	4	24	1:03:24.372	1 Lap	27.997	159.0	5	2:25.581	173.1
7	44	Eugenio Pisani	ITA	Eugenio Pisani	ITA	Stefano Bozzoni	ITA	Porsche 911 GT3 Cup gen 1	PROAM	5	24	1:03:39.911	1 Lap	15.539	158.4	5	2:29.066	169.1
8	27	Three Sixty Racing Team	BRA	Marcio Mauro	BRA			Porsche 911 GT3 Cup gen 2	AM	3	24	1:03:43.650	1 Lap	3.739	158.2	8	2:33.331	164.4

Fastest lap Teunkens - Van Lagen in 2:25.581 at 173.1 Km/h in lap 5

Published at:.....

Air Temp: 33.9 °C Temp. Aire: 22.1 °C Humidity: 56 % Track Status: DRY

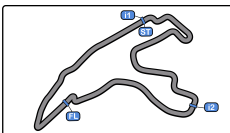
Stewards:

Race Director:

Timekeeper: Luis Angel Garcia Nuñez

JOB/I-0020-ESP





Spa Francorchamps
GT Cup Open Europe
Race - 2

Provisional Results by Category



Spa Francorchamps 7.004 m

Cls	N°	Entrant/Team	Nat	Driver 1	Nat	Driver 2	Nat	Vehicle	Cat	Cl	Laps	Total Time	Gap	Interval	Km/h	Best	Time	Km/h	
PROAM																			
1	54	Q1 by EMG Motorsport		Jan Lauryssen		<u>Bas Schouten</u>		Porsche 992 GT3 Cup	PROAM	1	25	1:03:48.573			164.6	9	2:27.087	171.4	
2	24	A&P Racing Team PTT Tech Support		<u>Maciej Blazek</u>		Mateusz Lisowski		Porsche 991 GT3 Cup gen 2	PROAM	2	25	1:04:19.065	30.492	30.492	163.3	12	2:28.324	169.9	
3	100	Alda Motorsport		Jakub Dwernicki		<u>Jan Antoszewski</u>		Porsche 911 GT3 Cup gen 2	PROAM	3	24	1:02:10.217	1 Lap	1 Lap	162.2	3	2:28.713	169.5	
4	50	Q1 by EMG Motorsport		Filip Teunkens		<u>Jaap Van Lagen</u>		Porsche 992 GT3 Cup	PROAM	4	24	1:03:24.372	1 Lap	1:14.155	159.0	5	2:25.581	173.1	
5	44	Eugenio Pisani		<u>Eugenio Pisani</u>		Stefano Bozzoni		Porsche 911 GT3 Cup gen 1	PROAM	5	24	1:03:39.911	1 Lap	15.539	158.4	5	2:29.066	169.1	
AM																			
1	53	Q1 by EMG Motorsport		Nicolas Vandierendonck		<u>Dirk Schouten</u>		Porsche 992 GT3 Cup	AM	1	25	1:04:13.368			163.5	7	2:26.891	171.6	
2	32	Three Sixty Racing Team		Fernando Fortes				Porsche 911 GT3 Cup gen 2	AM	2	24	1:02:56.375	1 Lap	1 Lap	160.2	6	2:30.663	167.3	
3	27	Three Sixty Racing Team		Marcio Mauro				Porsche 911 GT3 Cup gen 2	AM	3	24	1:03:43.650	1 Lap	47.275	158.2	8	2:33.331	164.4	

Fastest lap Teunkens - Van Lagen in 2:25.581 at 173.1 Km/h in lap 5

Published at:.....

Air Temp: **33.9 °C** Temp. Aire: **22.1 °C** Humidity: **56 %** Track Status: **DRY**

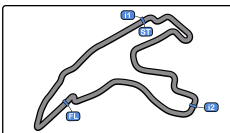
Stewards:

Race Director:

Timekeeper: Luis Angel Garcia Nunez

JOB/I-0020-ESP





Spa Francorchamps
GT Cup Open Europe
Race - 2



7.004 m
Provisional Results by Class

Cls	N°	Entrant/Team	Nat	Driver 1	Nat	Driver 2	Nat	Vehicle	Cat	Cl	Laps	Total Time	Gap	Interval	Km/h	Best	Time	Km/h
GT Open Cup Europe																		
1	54	Q1 by EMG Motorsport	BEL	Jan Laurysen	BEL	Bas Schouten	NLD	Porsche 992 GT3 Cup	PROAM	1	25	1:03:48.573			164.6	9	2:27.087	171.4
2	53	Q1 by EMG Motorsport	BEL	Nicolas Vandierendonck	BEL	Dirk Schouten	NLD	Porsche 992 GT3 Cup	AM	1	25	1:04:13.368	24.795	24.795	163.5	7	2:26.891	171.6
3	24	A&P Racing Team PTT Tech Support	POL	Maciej Blazek	POL	Mateusz Lisowski	POL	Porsche 991 GT3 Cup gen 2	PROAM	2	25	1:04:19.065	30.492	5.697	163.3	12	2:28.324	169.9
4	100	Alda Motorsport	POL	Jakub Dwernicki	POL	Jan Antoszewski	POL	Porsche 911 GT3 Cup gen 2	PROAM	3	24	1:02:10.217	1 Lap	1 Lap	162.2	3	2:28.713	169.5
5	32	Three Sixty Racing Team	BRA	Fernando Fortes	BRA			Porsche 911 GT3 Cup gen 2	AM	2	24	1:02:56.375	1 Lap	46.158	160.2	6	2:30.663	167.3
6	50	Q1 by EMG Motorsport	BEL	Filip Teunkens	BEL	Jaap Van Lagen	BEL	Porsche 992 GT3 Cup	PROAM	4	24	1:03:24.372	1 Lap	27.997	159.0	5	2:25.581	173.1
7	44	Eugenio Pisani	ITA	Eugenio Pisani	ITA	Stefano Bozzoni	ITA	Porsche 911 GT3 Cup gen 1	PROAM	5	24	1:03:39.911	1 Lap	15.539	158.4	5	2:29.066	169.1
8	27	Three Sixty Racing Team	BRA	Marcio Mauro	BRA			Porsche 911 GT3 Cup gen 2	AM	3	24	1:03:43.650	1 Lap	3.739	158.2	8	2:33.331	164.4

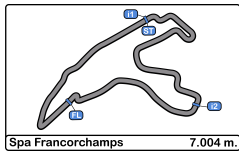
Fastest lap Teunkens - Van Lagen in 2:25.581 at 173.1 Km/h in lap 5

Published at:.....

Air Temp: 33.9 °C Temp. Aire: 22.1 °C Humidity: 56 % Track Status: DRY

Stewards:	Race Director:	Timekeeper: Luis Angel Garcia Nuñez JOB/I-0020-ESP
-----------	----------------	--





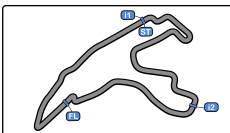
Spa Francorchamps
GT Cup Open Europe
Race - 2



Provisional Classification by Driver Fastest Lap

Cl	N°	Entrant/Team	Nat	Vehicle	Driver	Nat	Cat	Cl	Laps	Best	Time	Gap	Interval	Km/h
1	50	Q1 by EMG Motorsport	BEL	Porsche 992 GT3 Cup	Jaap Van Lagen	BEL	PROAM	1	14	5	2:25.581			173.1
2	53	Q1 by EMG Motorsport	BEL	Porsche 992 GT3 Cup	Dirk Schouten	NLD	AM	1	14	7	2:26.891	1.310	1.310	171.6
3	54	Q1 by EMG Motorsport	BEL	Porsche 992 GT3 Cup	Bas Schouten	NLD	PROAM	2	10	9	2:27.087	1.506	0.196	171.4
4	24	A&P Racing Team PTT Tech Support	POL	Porsche 991 GT3 Cup gen 2	Mateusz Lisowski	POL	PROAM	3	15	2	2:28.324	2.743	1.237	169.9
5	100	Alda Motorsport	POL	Porsche 911 GT3 Cup gen 2	Jan Antoszewski	POL	PROAM	4	13	3	2:28.713	3.132	0.389	169.5
6	44	Eugenio Pisani	ITA	Porsche 911 GT3 Cup gen 1	Eugenio Pisani	ITA	PROAM	5	14	5	2:29.066	3.485	0.353	169.1
7	54	Q1 by EMG Motorsport	BEL	Porsche 992 GT3 Cup	Jan Laurysen	BEL	PROAM	6	15	4	2:29.078	3.497	0.012	169.1
8	53	Q1 by EMG Motorsport	BEL	Porsche 992 GT3 Cup	Nicolas Vandierendo	BEL	AM	2	11	5	2:30.422	4.841	1.344	167.6
9	32	Three Sixty Racing Team	AND	Porsche 911 GT3 Cup gen 2	Fernando Fortes	BRA	AM	3	24	6	2:30.663	5.082	0.241	167.3
10	24	A&P Racing Team PTT Tech Support	POL	Porsche 991 GT3 Cup gen 2	Maciej Blazek	POL	PROAM	7	10	5	2:31.574	5.993	0.911	166.3
11	100	Alda Motorsport	POL	Porsche 911 GT3 Cup gen 2	Jakub Dwernicki	POL	PROAM	8	11	8	2:31.670	6.089	0.096	166.2
12	27	Three Sixty Racing Team	AND	Porsche 911 GT3 Cup gen 2	Marcio Mauro	BRA	AM	4	24	8	2:33.331	7.750	1.661	164.4
13	50	Q1 by EMG Motorsport	BEL	Porsche 992 GT3 Cup	Filip Teunkens	BEL	PROAM	9	10	3	2:33.787	8.206	0.456	163.9
14	44	Eugenio Pisani	ITA	Porsche 911 GT3 Cup gen 1	Stefano Bozzoni	ITA	PROAM	10	10	5	2:39.318	13.737	5.531	158.2





Spa Francorchamps
GT Cup Open Europe
Race - 2



Distance and Speed Average

Spa Francorchamps 7.004 m.

Cls	Nº	Entrant/Team	Nat	Driver 1	Nat	Driver 2	Nat	Vehicle	Cat	Cls	Laps	Distance	Total Time	Km/h
1	54	Q1 by EMG Motorsport	BEL	Jan Laurysen	BEL	<u>Bas Schouten</u>	NLD	Porsche 992 GT3 Cup	PROAM	1	25	175.10	1:03:48.573	164.6
2	53	Q1 by EMG Motorsport	BEL	Nicolas Vandierendonck	BEL	<u>Dirk Schouten</u>	NLD	Porsche 992 GT3 Cup	AM	1	25	175.10	1:04:13.368	163.5
3	24	A&P Racing Team PTT Tech Support	POL	<u>Maciej Blazek</u>	POL	Mateusz Lisowski	POL	Porsche 991 GT3 Cup gen 2	PROAM	2	25	175.10	1:04:19.065	163.3
4	100	Alda Motorsport	POL	Jakub Dwernicki	POL	<u>Jan Antoszewski</u>	POL	Porsche 911 GT3 Cup gen 2	PROAM	3	24	168.09	1:02:10.217	162.2
5	32	Three Sixty Racing Team	AND	Fernando Fortes	BRA			Porsche 911 GT3 Cup gen 2	AM	2	24	168.09	1:02:56.375	160.2
6	50	Q1 by EMG Motorsport	BEL	Filip Teunkens	BEL	<u>Jaap Van Lagen</u>	BEL	Porsche 992 GT3 Cup	PROAM	4	24	168.09	1:03:24.372	159.0
7	44	Eugenio Pisani	ITA	<u>Eugenio Pisani</u>	ITA	Stefano Bozzoni	ITA	Porsche 911 GT3 Cup gen 1	PROAM	5	24	168.09	1:03:39.911	158.4
8	27	Three Sixty Racing Team	AND	Marcio Mauro	BRA			Porsche 911 GT3 Cup gen 2	AM	3	24	168.09	1:03:43.650	158.2





Spa Francorchamps
GT Cup Open Europe
Race - 2
Lap Analysis



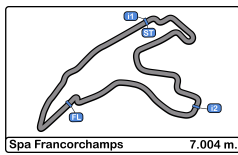
24 Maciej Blazek Porsche 991 GT3 Cup gen 2 **32** Fernando Fortes Porsche 911 GT3 Cup gen 2
 PROAM Mateusz Lisowski A&P Racing Team PTT Tech AM Three Sixty Racing Team

Lap	D	Time	Sector 1	Sector 2	Sector 3	T. Spd	Elapsed	Lap	D	Time	Sector 1	Sector 2	Sector 3	T. Spd	Elapsed
1	1	2:41.766	50.816	1:12.236	38.714	248.2	2:41.766	1	1	2:39.921	50.559	1:10.894	38.468	240.5	2:39.921
2	1	2:32.440	42.855	1:10.856	38.729	248.2	5:14.206	2	1	2:33.443	43.792	1:10.666	38.985	242.6	5:13.364
3	1	2:31.861	42.920	1:10.297	38.644	248.2	7:46.067	3	1	2:31.418	42.974	1:09.766	38.678	244.8	7:44.782
4	1	2:31.818	42.880	1:10.151	38.787	247.7	10:17.885	4	1	2:31.367	42.843	1:09.764	38.760	244.8	10:16.149
5	1	2:31.574	42.861	1:10.157	38.556	247.7	12:49.459	5	1	2:30.695	42.704	1:09.262	38.729	244.8	12:46.844
6	1	2:32.078	42.929	1:10.350	38.799	247.1	15:21.537	6	1	2:30.663	42.575	1:09.577	38.511	245.4	15:17.507
7	1	2:31.989	42.728	1:10.528	38.733	246.5	17:53.526	7	1	2:31.847	42.785	1:09.940	39.122	245.4	17:49.354
8	1	2:31.865	42.632	1:10.418	38.815	246.5	20:25.391	8	1	2:31.556	42.869	1:09.805	38.882	244.3	20:20.910
9	1	2:33.229	42.917	1:10.991	39.321	246.0	22:58.620	9	1	2:32.011	42.876	1:09.959	39.176	244.8	22:52.921
10	1	2:40.155 P	43.215	1:11.492	45.448	244.3	25:38.775	10	1	2:38.988 P	43.083	1:10.013	45.892	244.3	25:31.909
11	2	3:48.654	2:02.521	1:08.206	37.927	248.8	29:27.429	11	2	4:03.528	2:13.832	1:10.528	39.168	242.6	29:35.437
12	2	2:28.324	41.822	1:08.636	37.866	248.8	31:55.753	12	2	2:32.359	42.782	1:10.400	39.177	244.8	32:07.796
13	2	2:29.331	42.336	1:09.129	37.866	250.0	34:25.084	13	2	2:34.916	42.997	1:11.333	40.586	243.2	34:42.712
14	2	2:28.634	41.936	1:08.636	38.062	248.2	36:53.718	14	2	2:32.799	42.892	1:10.657	39.250	243.7	37:15.511
15	2	2:29.817	41.906	1:09.551	38.360	250.0	39:23.535	15	2	2:34.399	43.185	1:11.281	39.933	242.6	39:49.910
16	2	2:28.715	41.486	1:09.179	38.050	251.1	41:52.250	16	2	2:33.904	43.160	1:11.250	39.494	243.7	42:23.814
17	2	2:28.717	41.485	1:08.747	38.485	251.7	44:20.967	17	2	2:34.337	43.034	1:11.258	40.045	244.8	44:58.151
18	2	2:28.600	41.671	1:09.087	37.842	251.1	46:49.567	18	2	2:32.649	42.814	1:10.818	39.017	245.4	47:30.800
19	2	2:29.415	42.047	1:09.042	38.326	248.2	49:18.982	19	2	2:33.745	42.818	1:11.502	39.425	237.3	50:04.545
20	2	2:29.185	41.900	1:09.090	38.195	250.5	51:48.167	20	2	2:33.272	42.822	1:11.240	39.210	245.4	52:37.817
21	2	2:30.964	42.121	1:10.293	38.550	246.0	54:19.131	21	2	2:33.331	42.673	1:10.993	39.665	245.4	55:11.148
22	2	2:29.777	42.199	1:09.217	38.361	246.0	56:48.908	22	2	2:35.417	42.838	1:13.242	39.337	219.0	57:46.565
23	2	2:29.561	42.089	1:09.296	38.176	247.1	59:18.469	23	2	2:34.901	43.639	1:11.954	39.308	240.5	1:00:21.466
24	2	2:30.031	42.020	1:09.634	38.377	247.7	1:01:48.500	24	2	2:34.909	42.913	1:10.867	41.129	243.7	1:02:56.375
25	2	2:30.565	42.128	1:09.788	38.649	248.2	1:04:19.065								

27 Marcio Mauro Porsche 911 GT3 Cup gen 2 **44** Eugenio Pisani Porsche 911 GT3 Cup gen 1
 AM Three Sixty Racing Team PROAM Stefano Bozzoni Eugenio Pisani

Lap	D	Time	Sector 1	Sector 2	Sector 3	T. Spd	Elapsed	Lap	D	Time	Sector 1	Sector 2	Sector 3	T. Spd	Elapsed
1	1	2:43.123	52.324	1:11.737	39.062	229.7	2:43.123	1	1	2:40.161	51.010	1:10.814	38.337	243.7	2:40.161
2	1	2:34.386	43.510	1:11.016	39.860	243.2	5:17.509	2	1	2:31.335	43.508	1:09.756	38.071	242.6	5:11.496
3	1	2:35.036	43.644	1:11.456	39.936	240.0	7:52.545	3	1	2:29.280	42.145	1:08.969	38.166	247.1	7:40.776
4	1	2:35.216	43.925	1:11.595	39.696	238.9	10:27.761	4	1	2:29.292	42.103	1:08.998	38.191	247.7	10:10.068
5	1	2:34.298	44.120	1:10.868	39.310	238.9	13:02.059	5	1	2:29.066	41.918	1:08.956	38.192	247.1	12:39.134
6	1	2:33.660	43.628	1:10.737	39.295	236.8	15:35.719	6	1	2:29.219	42.028	1:08.951	38.240	248.8	15:08.353
7	1	2:33.427	43.669	1:10.494	39.264	236.8	18:09.146	7	1	2:29.402	42.000	1:09.082	38.320	247.7	17:37.755
8	1	2:33.331	43.478	1:10.810	39.043	239.4	20:42.477	8	1	2:29.670	42.157	1:09.163	38.350	247.1	20:07.425
9	1	2:33.942	43.806	1:10.929	39.207	240.0	23:16.419	9	1	2:30.556	41.979	1:10.104	38.473	247.7	22:37.981
10	1	2:34.239	43.639	1:10.828	39.772	242.6	25:50.658	10	1	2:30.545	42.399	1:09.758	38.388	247.1	25:08.526
11	1	2:45.334 P	46.437	1:11.596	47.301	215.5	28:35.992	11	1	2:29.992	42.033	1:09.680	38.279	248.2	27:38.518
12	1	4:01.875	2:11.364	1:11.203	39.308	208.0	32:37.867	12	1	2:30.393	41.873	1:09.643	38.877	249.4	32:39.905
13	1	2:34.373	43.652	1:10.478	40.243	242.6	35:12.240	13	1	2:41.269 P	42.454	1:10.862	47.953	247.1	35:21.174
14	1	2:33.642	43.584	1:10.664	39.394	241.6	37:45.882	14	1	4:04.276	2:08.910	1:14.219	41.147	218.6	39:25.450
15	1	2:34.491	43.157	1:11.208	40.126	242.6	40:20.373	15	2	2:42.167	45.297	1:14.889	41.981	233.2	42:07.617
16	1	2:34.187	43.928	1:10.700	39.559	239.4	42:54.560	16	2	2:41.437	45.137	1:15.431	40.869	230.2	44:49.054
17	1	2:35.506	43.716	1:12.243	39.547	240.5	45:30.066	17	2	2:39.523	44.387	1:14.427	40.709	231.2	47:28.577
18	1	2:36.343	44.180	1:12.159	40.004	198.5	48:06.409	18	2	2:39.318	44.156	1:14.445	40.717	221.7	50:07.895
19	1	2:36.485	43.484	1:12.567	40.434	241.6	50:42.894	19	2	2:42.922	44.964	1:16.565	41.393	220.4	52:50.817
20	1	2:36.710	43.734	1:13.074	39.902	243.7	53:19.604	20	2	2:41.984	44.287	1:16.097	41.600	225.9	55:32.801
21	1	2:38.699	43.911	1:15.054	39.734	239.4	55:58.303	21	2	2:44.276	44.916	1:16.137	43.223	229.7	58:17.077
22	1	2:35.234	43.814	1:11.971	39.449	240.5	58:33.537	22	2	2:41.384	45.568	1:15.043	40.773	217.7	1:00:58.461
23	1	2:35.406	43.809	1:12.309	39.288	238.9	1:01:08.943	23	2	2:41.450	44.780	1:15.244	41.426	239.4	1:03:39.911
24	1	2:34.707	43.820	1:11.446	39.441	236.8	1:03:43.650								





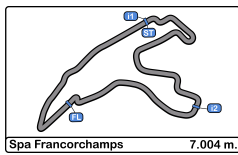
Spa Francorchamps
GT Cup Open Europe
Race - 2
Lap Analysis



50							54								
Filip Teunkens							Jan Laurysse								
Porsche 992 GT3 Cup							Porsche 992 GT3 Cup								
PROAM							PROAM								
Jaap Van Lagen							Bas Schouten								
Q1 by EMG Motorsport							Q1 by EMG Motorsport								
Lap	D	Time	Sector 1	Sector 2	Sector 3	T. Spd	Elapsed	Lap	D	Time	Sector 1	Sector 2	Sector 3	T. Spd	Elapsed
1	2	2:33.547	47.170	1:08.706	37.671	247.1	2:33.547	1	2	2:34.375	47.772	1:08.925	37.678	248.2	2:34.375
2	2	2:27.192	41.320	1:08.526	37.346	251.1	5:00.739	2	2	2:27.795	41.687	1:08.296	37.812	247.7	5:02.170
3	2	2:25.861	41.211	1:07.346	37.304	250.5	7:26.600	3	2	2:27.874	41.974	1:08.108	37.792	246.5	7:30.044
4	2	2:26.245	41.141	1:07.674	37.430	250.0	9:52.845	4	2	2:27.214	41.686	1:07.746	37.782	247.1	9:57.258
5	2	2:25.581	41.300	1:07.170	37.111	248.8	12:18.426	5	2	2:27.196	41.608	1:07.967	37.621	246.0	12:24.454
6	2	2:26.404	41.117	1:07.812	37.475	250.5	14:44.830	6	2	2:27.509	41.671	1:07.933	37.905	247.1	14:51.963
7	2	2:25.845	41.123	1:07.292	37.430	250.0	17:10.675	7	2	2:27.610	41.895	1:07.800	37.915	245.4	17:19.573
8	2	2:26.403	41.279	1:07.599	37.525	247.7	19:37.078	8	2	2:27.553	41.870	1:07.810	37.873	243.7	19:47.126
9	2	2:26.318	41.258	1:07.439	37.621	248.2	22:03.396	9	2	2:27.087	41.600	1:07.798	37.689	245.4	22:14.213
10	2	2:26.406	41.172	1:07.742	37.492	248.8	24:29.802	10	2	2:34.066	41.759	1:08.246	44.061	246.5	24:48.279
11	2	2:26.252	41.314	1:07.392	37.546	249.4	26:56.054	11	1	3:56.156	2:09.431	1:08.619	38.106	242.6	28:44.435
12	2	2:26.974	41.484	1:07.838	37.652	247.1	29:23.028	12	1	2:29.626	42.000	1:08.884	38.742	243.2	31:14.061
13	2	2:26.680	41.204	1:07.951	37.525	250.5	31:49.708	13	1	2:29.270	42.285	1:08.792	38.193	244.8	33:43.331
14	2	2:34.858	41.696	1:07.731	45.431	247.1	34:24.566	14	1	2:29.078	42.081	1:08.775	38.222	243.7	36:12.409
15	1	5:40.143	2:37.150	1:10.910	1:52.083	241.6	40:04.709	15	1	2:30.037	42.170	1:09.604	38.263	243.7	38:42.446
16	1	2:35.177	44.278	1:11.478	39.421	242.1	42:39.886	16	1	2:30.541	42.121	1:08.988	39.432	244.8	41:12.987
17	1	2:33.787	43.350	1:11.083	39.354	243.2	45:13.673	17	1	2:32.854	42.895	1:10.837	39.122	244.3	43:45.841
18	1	2:34.326	43.141	1:11.635	39.550	244.3	47:47.999	18	1	2:30.219	42.280	1:09.495	38.444	247.7	46:16.060
19	1	2:34.666	42.827	1:12.093	39.746	245.4	50:22.665	19	1	2:30.682	41.933	1:09.509	39.240	246.5	48:46.742
20	1	2:34.114	42.882	1:11.623	39.609	246.0	52:56.779	20	1	2:29.496	41.828	1:09.163	38.505	248.2	51:16.238
21	1	2:36.226	43.192	1:12.591	40.443	220.4	55:33.005	21	1	2:29.202	41.991	1:09.037	38.174	246.5	53:45.440
22	1	2:35.994	43.136	1:12.731	40.127	243.7	58:08.999	22	1	2:30.534	42.413	1:09.475	38.646	243.2	56:15.974
23	1	2:37.352	43.539	1:13.660	40.153	240.5	1:00:46.351	23	1	2:31.101	42.285	1:10.475	38.341	243.7	58:47.075
24	1	2:38.021	43.770	1:13.354	40.897	242.1	1:03:24.372	24	1	2:30.183	42.323	1:09.604	38.256	244.3	1:01:17.258
								25	1	2:31.315	42.313	1:09.974	39.028	244.3	1:03:48.573

53							100								
Nicolas Vandierendonck							Jakub Dwernicki								
Porsche 992 GT3 Cup							Porsche 911 GT3 Cup gen 2								
AM							PROAM								
Dirk Schouten							Jan Antoszewski								
Q1 by EMG Motorsport							Alda Motorsport								
Lap	D	Time	Sector 1	Sector 2	Sector 3	T. Spd	Elapsed	Lap	D	Time	Sector 1	Sector 2	Sector 3	T. Spd	Elapsed
1	2	2:36.530	48.254	1:10.090	38.186	247.1	2:36.530	1	2	2:36.842	48.734	1:10.160	37.948	248.2	2:36.842
2	2	2:29.189	41.969	1:09.249	37.971	247.1	5:05.719	2	2	2:29.594	42.343	1:09.274	37.977	248.8	5:06.436
3	2	2:27.809	41.750	1:08.471	37.588	246.5	7:33.528	3	2	2:28.713	42.053	1:08.949	37.711	248.8	7:35.149
4	2	2:27.449	41.690	1:08.179	37.580	246.5	10:00.977	4	2	2:29.188	42.019	1:08.963	38.206	247.7	10:04.337
5	2	2:27.060	41.585	1:08.005	37.470	246.5	12:28.037	5	2	2:29.154	42.305	1:08.748	38.101	246.5	12:33.491
6	2	2:27.096	41.577	1:07.955	37.564	247.7	14:55.133	6	2	2:29.154	42.305	1:08.748	38.101	246.5	12:33.491
7	2	2:26.891	41.689	1:07.876	37.326	246.5	17:22.024	7	2	2:29.770	42.292	1:09.211	38.267	246.5	15:03.261
8	2	2:27.145	41.349	1:08.116	37.680	247.7	19:49.169	8	2	2:29.474	42.185	1:08.982	38.307	246.5	17:32.735
9	2	2:27.087	41.342	1:08.138	37.607	247.7	22:16.256	9	2	2:29.775	42.310	1:09.032	38.433	245.4	20:02.510
10	2	2:27.134	41.363	1:08.213	37.558	248.2	24:43.390	10	2	2:29.696	42.083	1:09.292	38.321	246.5	22:32.206
11	2	2:28.211	41.700	1:08.744	37.767	247.1	27:11.601	11	2	2:30.050	42.187	1:09.555	38.308	247.1	25:02.256
12	2	2:28.790	41.689	1:08.847	38.254	247.1	29:40.391	12	2	2:29.914	42.250	1:09.529	38.135	245.4	27:32.170
13	2	2:28.766	41.955	1:08.778	38.033	247.7	32:09.157	13	2	2:30.510	42.444	1:09.601	38.465	244.8	30:02.680
14	2	2:35.805	42.022	1:09.749	44.034	247.1	34:44.962	14	2	2:37.125	42.350	1:10.333	44.442	247.1	32:39.805
15	1	4:15.889	2:23.468	1:12.351	40.070	211.3	39:00.851	15	1	4:01.842	2:09.452	1:12.144	40.246	236.8	36:41.647
16	1	2:32.093	43.293	1:09.543	39.257	243.2	41:32.944	16	1	2:33.541	43.734	1:10.622	39.185	243.7	39:15.188
17	1	2:31.622	43.000	1:09.413	39.209	242.1	44:04.566	17	1	2:32.874	42.920	1:10.677	39.277	243.7	41:48.062
18	1	2:30.645	42.943	1:09.195	38.507	243.7	46:35.211	18	1	2:32.699	42.885	1:10.479	39.335	245.4	44:20.761
19	1	2:30.422	42.409	1:09.635	38.378	244.8	49:05.633	19	1	2:32.285	42.973	1:10.397	38.915	248.2	46:53.046
20	1	2:30.559	42.599	1:09.182	38.778	245.4	51:36.192	20	1	2:31.884	42.773	1:10.439	38.672	246.0	49:24.930
21	1	2:31.169	42.790	1:09.651	38.728	245.4	54:07.361	21	1	2:32.570	42.456	1:10.699	39.415	243.7	51:57.500
22	1	2:31.049	42.902	1:09.395	38.752	242.1	56:38.410	22	1	2:31.670	42.540	1:10.101	39.029	246.0	54:29.170
23	1	2:31.956	42.801	1:10.273	38.882	240.5	59:10.366	23	1	2:32.543	42.743	1:10.588	39.212	243.2	57:01.713
24	1	2:31.003	42.709	1:09.624	38.670	242.1	1:01:41.369	24	1	2:33.413	42.806	1:11.018	39.589	243.7	59:35.126
25	1	2:31.999	42.654	1:10.104	39.241	242.6	1:04:13.368	25	1	2:35.091	43.109	1:12.446	39.536	243.2	1:02:10.217





Spa Francorchamps
GT Cup Open Europe
Race - 2



Analysis by Lap

Num	Lap Time	Gap
Lap 1		
50	2:33.547	
54	2:34.375	00.828
53	2:36.530	02.983
100	2:36.842	03.295
32	2:39.921	06.374
44	2:40.161	06.614
24	2:41.766	08.219
27	2:43.123	09.576
Num	Lap Time	Gap
Lap 2		
50	2:27.192	
54	2:27.795	01.431
53	2:29.189	04.980
100	2:29.594	05.697
44	2:31.335	10.757
32	2:33.443	12.625
24	2:32.440	13.467
27	2:34.386	16.770
Num	Lap Time	Gap
Lap 3		
50	2:25.861	
54	2:27.874	03.444
53	2:27.809	06.928
100	2:28.713	08.549
44	2:29.280	14.176
32	2:31.418	18.182
24	2:31.861	19.467
27	2:35.036	25.945
Num	Lap Time	Gap
Lap 4		
50	2:26.245	
54	2:27.214	04.413
53	2:27.449	08.132
100	2:29.188	11.492
44	2:29.292	17.223
32	2:31.367	23.304
24	2:31.818	25.040
27	2:35.216	34.916
Num	Lap Time	Gap
Lap 5		
50	2:25.581	
54	2:27.196	06.028
53	2:27.060	09.611
100	2:29.154	15.065
44	2:29.066	20.708
32	2:30.695	28.418
24	2:31.574	31.033
27	2:34.298	43.633
Num	Lap Time	Gap
Lap 6		
50	2:26.404	
54	2:27.509	07.133
53	2:27.096	10.303
100	2:29.770	18.431

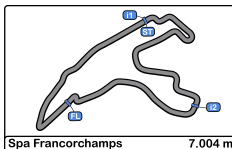
Num	Lap Time	Gap
44	2:29.219	23.523
32	2:30.663	32.677
24	2:32.078	36.707
27	2:33.660	50.889
Num	Lap Time	Gap
Lap 7		
50	2:25.845	
54	2:27.610	08.898
53	2:26.891	11.349
100	2:29.474	22.060
44	2:29.402	27.080
32	2:31.847	38.679
24	2:31.989	42.851
27	2:33.427	58.471
Num	Lap Time	Gap
Lap 8		
50	2:26.403	
54	2:27.553	10.048
53	2:27.145	12.091
100	2:29.775	25.432
44	2:29.670	30.347
32	2:31.556	43.832
24	2:31.865	48.313
27	2:33.331	1:05.399
Num	Lap Time	Gap
Lap 9		
50	2:26.318	
54	2:27.087	10.817
53	2:27.087	12.860
100	2:29.696	28.810
44	2:30.556	34.585
32	2:32.011	49.525
24	2:33.229	55.224
27	2:33.942	1:13.023
Num	Lap Time	Gap
Lap 10		
50	2:26.406	
53	2:27.134	13.588
54	2:34.066	18.477
100	2:30.050	32.454
44	2:30.545	38.724
32	2:38.988	1:02.107
24	2:40.155	1:08.973
27	2:34.239	1:20.856
Num	Lap Time	Gap
Lap 11		
50	2:26.252	
53	2:28.211	15.547
100	2:29.914	36.116
44	2:29.992	42.464
27	2:45.334	1:39.938
54	3:56.156	1:48.381
Num	Lap Time	Gap
Lap 12		
50	2:26.974	

Num	Lap Time	Gap
24	3:48.654	1 Lap
32	4:03.528	1 Lap
53	2:28.790	17.363
100	2:30.510	39.652
44	2:30.994	46.484
54	2:29.626	1:51.033
Num	Lap Time	Gap
Lap 13		
50	2:26.680	
24	2:28.324	1 Lap
32	2:32.359	1 Lap
53	2:28.766	19.449
27	4:01.875	1 Lap
100	2:37.125	50.097
44	2:30.393	50.197
54	2:29.270	1:53.623
Num	Lap Time	Gap
Lap 14		
50	2:34.858	
24	2:29.331	1 Lap
32	2:34.916	1 Lap
53	2:35.805	20.396
27	2:34.373	1 Lap
44	2:41.269	56.608
54	2:29.078	1:47.843
100	4:01.842	2:17.081
24	2:28.634	2:29.152
32	2:32.799	2:50.945
27	2:33.642	3:21.316
Num	Lap Time	Gap
Lap 15		
54	2:30.037	
53	4:15.889	18.405
100	2:33.541	32.742
24	2:29.817	41.089
44	4:04.276	43.004
32	2:34.399	1:07.464
50	5:40.143	1:22.263
27	2:34.491	1:37.927
Num	Lap Time	Gap
Lap 16		
54	2:30.541	
53	2:32.093	19.957
100	2:32.874	35.075
24	2:28.715	39.263
44	2:42.167	54.630
32	2:33.904	1:10.827
50	2:35.177	1:26.899
27	2:34.187	1:41.573
Num	Lap Time	Gap
Lap 17		
54	2:32.854	
53	2:31.622	18.725
100	2:32.699	34.920
24	2:28.717	35.126

Num	Lap Time	Gap
44	2:41.437	1:03.213
32	2:34.337	1:12.310
50	2:33.787	1:27.832
27	2:35.506	1:44.225
Num	Lap Time	Gap
Lap 18		
54	2:30.219	
53	2:30.645	19.151
24	2:28.600	33.507
100	2:32.285	36.986
44	2:39.523	1:12.517
32	2:32.649	1:14.740
50	2:34.326	1:31.939
27	2:36.343	1:50.349
Num	Lap Time	Gap
Lap 19		
54	2:30.682	
53	2:30.422	18.891
24	2:29.415	32.240
100	2:31.884	38.188
32	2:33.745	1:17.803
44	2:39.318	1:21.153
50	2:34.666	1:35.923
27	2:36.485	1:56.152
Num	Lap Time	Gap
Lap 20		
54	2:29.496	
53	2:30.559	19.954
24	2:29.185	31.929
100	2:32.570	41.262
32	2:33.272	1:21.579
44	2:42.922	1:34.579
50	2:34.114	1:40.541
27	2:36.710	2:03.366
Num	Lap Time	Gap
Lap 21		
54	2:29.202	
53	2:31.169	21.921
24	2:30.964	33.691
100	2:31.670	43.730
32	2:33.331	1:25.708
44	2:41.984	1:47.361
50	2:36.226	1:47.565
27	2:38.699	2:12.863
Num	Lap Time	Gap
Lap 22		
54	2:30.534	
53	2:31.049	22.436
24	2:29.777	32.934
100	2:32.543	45.739
32	2:35.417	1:30.591
50	2:35.994	1:53.025
44	2:44.276	2:01.103
27	2:35.234	2:17.563

Num	Lap Time	Gap
Lap 23		
54	2:31.101	
53	2:31.956	23.291
24	2:29.561	31.394
100	2:33.413	48.051
32	2:34.901	1:34.391
50	2:37.352	1:59.276
44	2:41.384	2:11.386
27	2:35.406	2:21.868
Num	Lap Time	Gap
Lap 24		
54	2:30.183	
53	2:31.003	24.111
24	2:30.031	31.242
100	2:35.091	52.959
32	2:34.909	1:39.117
50	2:38.021	2:07.114
44	2:41.450	2:22.653
27	2:34.707	2:26.392
Num	Lap Time	Gap
Lap 25		
54	2:31.315	
53	2:31.999	24.795
24	2:30.565	30.492



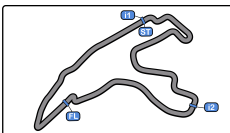


Spa Francorchamps
GT Cup Open Europe
Race - 2
Best Sectors Results



Sector - 1				Sector - 2				Sector - 3				Ideal Lap vs Best Lap				
Clas	Nº	Driver	Time	Nº	Driver	Time	Nº	Driver	Time	Clas	Nº	Driver	Ideal Lap	Best Lap	Clas	
1	50	Teunkens - Van Lagen	41.117	50	Teunkens - Van Lagen	1:07.170	50	Teunkens - Van Lagen	37.111	1	50	Teunkens - Van Lagen	2:25.398	2:25.581	1	
2	53	Vandierendonck - Schouten	41.342	54	Laurysen - Schouten	1:07.746	53	Vandierendonck - Schouten	37.326	2	53	Vandierendonck - Schouten	2:26.544	2:26.891	2	
3	24	Blazek - Lisowski	41.485	53	Vandierendonck - Schouten	1:07.876	54	Laurysen - Schouten	37.621	3	54	Laurysen - Schouten	2:26.967	2:27.087	3	
4	54	Laurysen - Schouten	41.600	24	Blazek - Lisowski	1:08.206	100	Dwernicki - Antoszewski	37.711	4	24	Blazek - Lisowski	2:27.533	2:28.324	4	
5	44	Pisani - Bozzoni	41.873	100	Dwernicki - Antoszewski	1:08.748	24	Blazek - Lisowski	37.842	5	100	Dwernicki - Antoszewski	2:28.478	2:28.713	5	
6	100	Dwernicki - Antoszewski	42.019	44	Pisani - Bozzoni	1:08.951	44	Pisani - Bozzoni	38.071	6	44	Pisani - Bozzoni	2:28.895	2:29.066	6	
7	32	Fernando Fortes	42.575	32	Fernando Fortes	1:09.262	32	Fernando Fortes	38.468	7	32	Fernando Fortes	2:30.305	2:30.663	7	
8	27	Marcio Mauro	43.157	27	Marcio Mauro	1:10.478	27	Marcio Mauro	39.043	8	27	Marcio Mauro	2:32.678	2:33.331	8	











Spa Francorchamps
GT Cup Open Europe
Race - 2

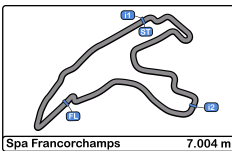


Leader Sequence

Spa Francorchamps 7.004 m.

Nº	Entrant/Team	Nat	Driver 1	Nat	Driver 2	Nat	Vehicle	Cat	Start Lap	End Lap	Laps	Total Laps
50	Q1 by EMG Motorsport	 BEL	Filip Teunkens	 BEL	<u>Jaap Van Lagen</u>	 BEL	Porsche 992 GT3 Cup	PROAM	1	14	14	14
54	Q1 by EMG Motorsport	 BEL	Jan Laurysen	 BEL	<u>Bas Schouten</u>	 NLD	Porsche 992 GT3 Cup	PROAM	15	25	11	11





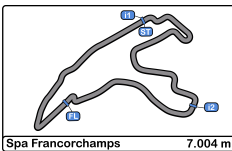
Spa Francorchamps
GT Cup Open Europe
Race - 2
Best 5 Lap Times



Spa Francorchamps 7.004 m

Cl	N°	Entrant/Team	Nat	Driver 1	Nat	Driver 2	Nat	Vehicle	Cat	Cl	Best 1		Best 2		Best 3		Best 4		Best 5	
											Time	Lap	Time	Lap	Time	Lap	Time	Lap	Time	Lap
1	50	Q1 by EMG Motorsport	BEL	Filip Teunkens	BEL	Jaap Van Lagen	BEL	Porsche 992 GT3 Cup	PROAM	1	2:25.581	5	2:25.845	7	2:25.861	3	2:26.245	4	2:26.252	11
2	53	Q1 by EMG Motorsport	BEL	Nicolas Vandierendonck	BEL	Dirk Schouten	NLD	Porsche 992 GT3 Cup	AM	1	2:26.891	7	2:27.060	5	2:27.087	9	2:27.096	6	2:27.134	10
3	54	Q1 by EMG Motorsport	BEL	Jan Laurysen	BEL	Bas Schouten	NLD	Porsche 992 GT3 Cup	PROAM	2	2:27.087	9	2:27.196	5	2:27.214	4	2:27.509	6	2:27.553	8
4	24	A&P Racing Team PTT Tech Support	POL	Maciej Blazek	POL	Mateusz Lisowski	POL	Porsche 991 GT3 Cup gen 2	PROAM	3	2:28.324	12	2:28.600	18	2:28.634	14	2:28.715	16	2:28.717	17
5	100	Alda Motorsport	POL	Jakub Dwernicki	POL	Jan Antoszewski	POL	Porsche 911 GT3 Cup gen 2	PROAM	4	2:28.713	3	2:29.154	5	2:29.188	4	2:29.474	7	2:29.594	2
6	44	Eugenio Pisani	ITA	Eugenio Pisani	ITA	Stefano Bozzoni	ITA	Porsche 911 GT3 Cup gen 1	PROAM	5	2:29.066	5	2:29.219	6	2:29.280	3	2:29.292	4	2:29.402	7
7	32	Three Sixty Racing Team	AND	Fernando Fortes	BRA			Porsche 911 GT3 Cup gen 2	AM	2	2:30.663	6	2:30.695	5	2:31.367	4	2:31.418	3	2:31.556	8
8	27	Three Sixty Racing Team	AND	Marcio Mauro	BRA			Porsche 911 GT3 Cup gen 2	AM	3	2:33.331	8	2:33.427	7	2:33.642	14	2:33.660	6	2:33.942	9



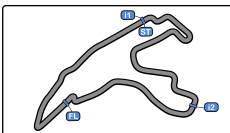


Spa Francorchamps
GT Cup Open Europe
Race - 2
Best 5 Top Speeds



Cl	N°	Entrant/Team	Nat	Driver 1	Nat	Driver 2	Nat	Vehicle	Cat	Cl	Top 1		Top 2		Top 3		Top 4		Top 5		Avg
											Km/h	Lap	Km/h	Lap	Km/h	Lap	Km/h	Lap	Km/h	Lap	
1	24	A&P Racing Team PTT Tech Support		Maciej Blazek		Mateusz Lisowski		Porsche 991 GT3 Cup gen 2	PROAM	1	251.7	17	251.1	16	251.1	18	250.5	20	250.0	13	250.9
2	50	Q1 by EMG Motorsport		Filip Teunkens		Jaap Van Lagen		Porsche 992 GT3 Cup	PROAM	2	251.1	2	250.5	3	250.5	6	250.5	13	250.0	4	250.5
3	44	Eugenio Pisani		Eugenio Pisani		Stefano Bozzoni		Porsche 911 GT3 Cup gen 1	PROAM	3	249.4	13	248.8	6	248.2	11	248.2	12	247.7	4	248.5
4	100	Alda Motorsport		Jakub Dwernicki		Jan Antoszewski		Porsche 911 GT3 Cup gen 2	PROAM	4	248.8	2	248.8	3	248.2	1	248.2	18	247.7	4	248.3
5	53	Q1 by EMG Motorsport		Nicolas Vandierendonck		Dirk Schouten		Porsche 992 GT3 Cup	AM	1	248.2	10	247.7	6	247.7	8	247.7	9	247.7	13	247.8
6	54	Q1 by EMG Motorsport		Jan Laurysen		Bas Schouten		Porsche 992 GT3 Cup	PROAM	5	248.2	1	248.2	20	247.7	2	247.7	18	247.1	4	247.8
7	32	Three Sixty Racing Team		Fernando Fortes				Porsche 911 GT3 Cup gen 2	AM	2	245.4	6	245.4	7	245.4	18	245.4	20	245.4	21	245.4
8	27	Three Sixty Racing Team		Marcio Mauro				Porsche 911 GT3 Cup gen 2	AM	3	243.7	20	243.2	2	242.6	10	242.6	13	242.6	15	243.0





Spa Francorchamps
GT Cup Open Europe
Race - 2

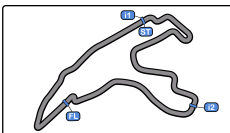


Fastest Laps Sequence

Spa Francorchamps 7.004 m.

Lap	Time of Day	Session Time	Nº	Entrant/Team	Nat	Driver 1	Nat	Driver 2	Nat	Vehicle	Cat	Time	Km/h
2	13:39:24.281	9:24.281	50	Q1 by EMG Motorsport		Filip Teunkens		Jaap Van Lagen		Porsche 992 GT3 Cup	PROAM	2:27.192	171.3
3	13:41:50.142	11:50.142	50	Q1 by EMG Motorsport		Filip Teunkens		Jaap Van Lagen		Porsche 992 GT3 Cup	PROAM	2:25.861	172.8
5	13:46:41.968	16:41.968	50	Q1 by EMG Motorsport		Filip Teunkens		Jaap Van Lagen		Porsche 992 GT3 Cup	PROAM	2:25.581	173.1





Spa Francorchamps
GT Cup Open Europe
Race - 2

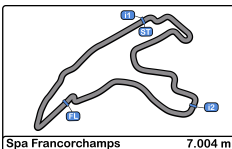
Event Best Maximum Speed



Spa Francorchamps 7.004 m

Nº	Entrant/Team	Nat	Driver 1	Nat	Driver 2	Nat	Vehicle	Cat	Km/h	Session
32	Three Sixty Racing Team	AND	Fernando Fortes	BRA			Porsche 911 GT3 Cup gen 2	AM	258.3	Qualifying - 1 Driver - 1
44	Eugenio Pisani	ITA	Eugenio Pisani	ITA	Stefano Bozzoni	ITA	Porsche 911 GT3 Cup gen 1	PROAM	257.1	Free Practice - 1
26	Q1 by EMG Motorsport	BEL	Maciej Darmetko	POL	Artur Janosz	POL	Porsche 911 GT3 Cup gen 2	PROAM	254.7	Qualifying - 1 Driver - 1
24	A&P Racing Team PTT Tech Support	POL	Maciej Blazek	POL	Mateusz Lisowski	POL	Porsche 991 GT3 Cup gen 2	PROAM	252.9	Qualifying - 1 Driver - 1
50	Q1 by EMG Motorsport	BEL	Filip Teunkens	BEL	Jaap Van Lagen	BEL	Porsche 992 GT3 Cup	PROAM	252.9	Race - 1
53	Q1 by EMG Motorsport	BEL	Nicolas Vandierendonck	BEL	Dirk Schouten	NLD	Porsche 992 GT3 Cup	AM	251.7	Race - 1
54	Q1 by EMG Motorsport	BEL	Jan Laurysen	BEL	Bas Schouten	NLD	Porsche 992 GT3 Cup	PROAM	251.1	Race - 1
100	Alda Motorsport	POL	Jakub Dwernicki	POL	Jan Antoszewski	POL	Porsche 911 GT3 Cup gen 2	PROAM	250.0	Qualifying - 2 Driver - 2
27	Three Sixty Racing Team	AND	Marcio Mauro	BRA			Porsche 911 GT3 Cup gen 2	AM	249.4	Qualifying - 1 Driver - 1
126	Three Sixty Racing Team	AND	Albert Estragués	ESP			Transam Euro Ford Mustang 2018	AM	243.2	Free Practice - 2



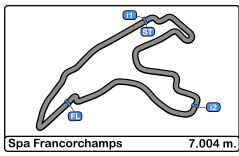


Spa Francorchamps
 GT Cup Open Europe
 Race - 2
 Lap Chart



LAP		1	2	3	4	5	6	7	8	9	10	11	12	13	14	15	16	17	18	19	20	21	22	23	24	25
Nr	Po																									
50	1	50	50	50	50	50	50	50	50	50	50	50	50	50	50	54	54	54	54	54	54	54	54	54	54	54
54	2	54	54	54	54	54	54	54	54	54	53	53	53	53	53	53	53	53	53	53	53	53	53	53	53	53
53	3	53	53	53	53	53	53	53	53	53	54	100	100	100	44	100	100	100	24	24	24	24	24	24	24	24
100	4	100	100	100	100	100	100	100	100	100	100	44	44	44	54	24	24	24	100	100	100	100	100	100	100	100
32	5	32	44	44	44	44	44	44	44	44	27	54	54	100	44	44	44	44	32	32	32	32	32	32	32	32
44	6	44	32	32	32	32	32	32	32	32	54	24	24	24	32	32	32	32	44	44	44	50	50	50	50	50
24	7	24	24	24	24	24	24	24	24	24	24	24	32	32	32	50	50	50	50	50	50	50	44	44	44	44
27	8	27	27	27	27	27	27	27	27	27	27	32	27	27	27	27	27	27	27	27	27	27	27	27	27	27

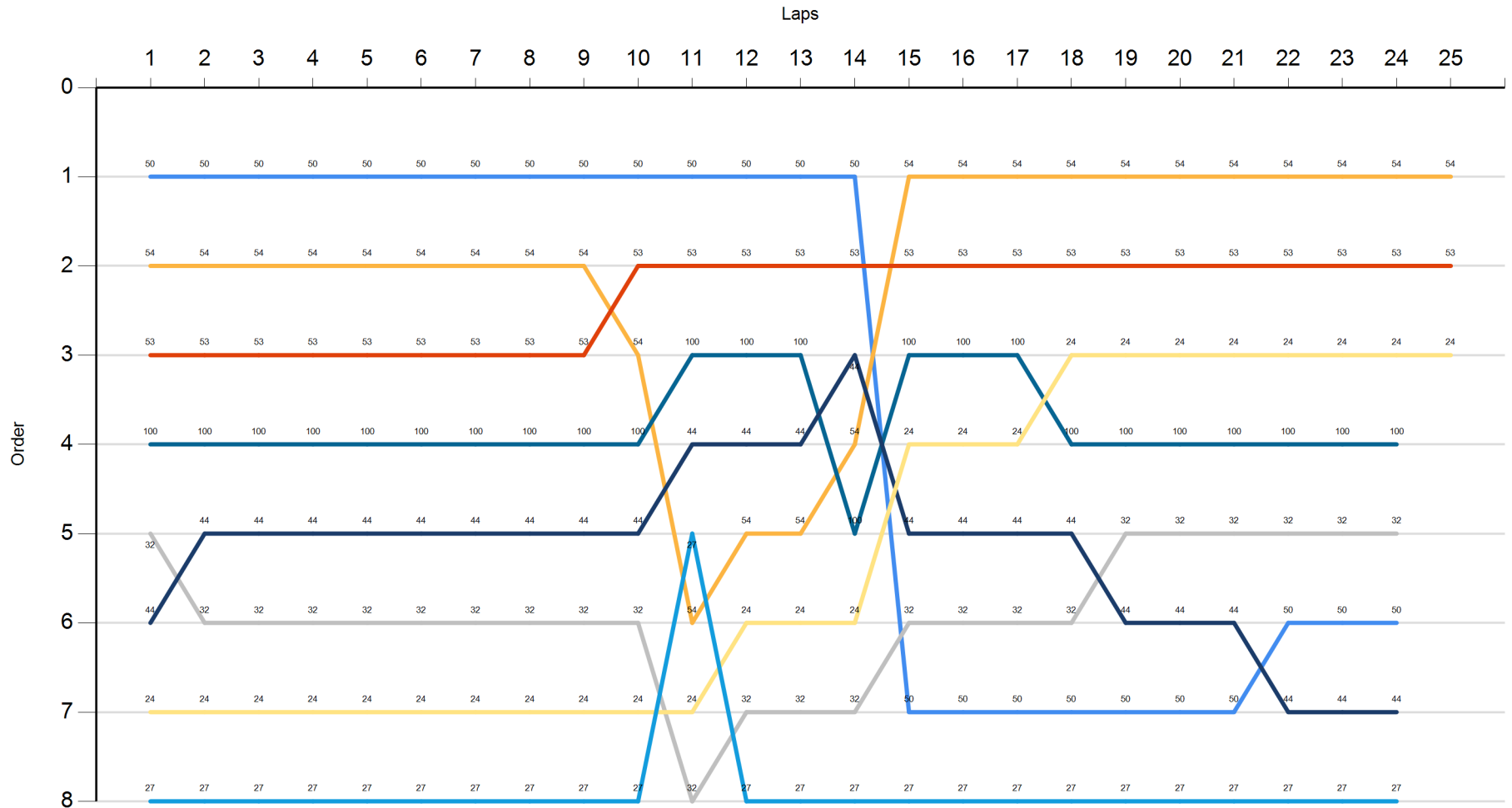


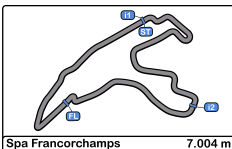


Spa Francorchamps
GT Cup Open Europe
Race - 2
Graphic Lap Chart



- 50
- 54
- 53
- 100
- 32
- 44
- 24
- 27



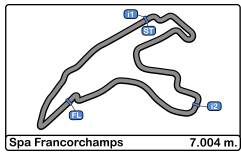


Spa Francorchamps
GT Cup Open Europe
Race - 2
Pit Stop Analysis

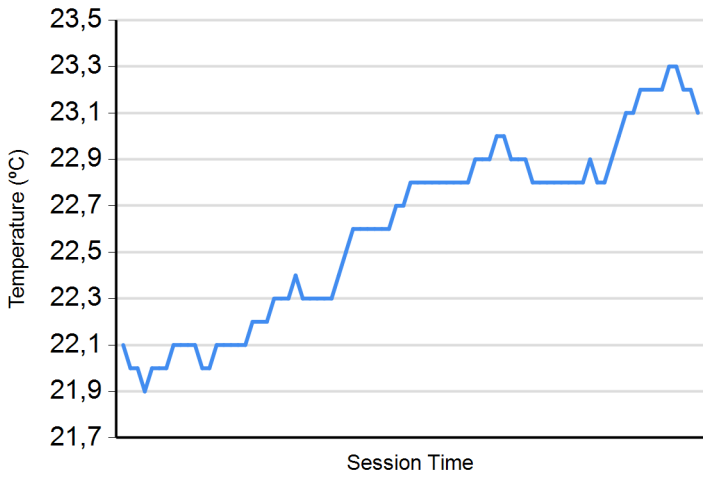


Nr.	In Day Time	Entrant/Team	Nat	Driver 1	Nat	Driver 2	Nat	Vehicle	Cat	In Time	Stop N°	Pit Time	Handicap	Penalty
54	13:59:06.289	Q1 by EMG Motorsport	BEL	Jan Lauryszen	BEL	<u>Bas Schouten</u>	NLD	Porsche 992 GT3 Cup	PROAM	24:42.747	1	1:38.236	1:35	
32	13:59:50.046	Three Sixty Racing Team	AND	Fernando Fortes	BRN			Porsche 911 GT3 Cup gen 2	AM	25:26.504	1	1:42.496	1:10	
24	13:59:57.099	A&P Racing Team PTT Tech Su	POL	<u>Maciej Blazek</u>	POL	Mateusz Lisowski	POL	Porsche 991 GT3 Cup gen 2	PROAM	25:33.557	1	1:32.705	1:30	
27	14:02:54.266	Three Sixty Racing Team	AND	Marcio Mauro	BRN			Porsche 911 GT3 Cup gen 2	AM	28:30.724	1	1:38.269	1:30	
100	14:06:57.890	Alda Motorsport	POL	Jakub Dwernicki	POL	<u>Jan Antoszewski</u>	POL	Porsche 911 GT3 Cup gen 2	PROAM	32:34.348	1	1:35.102	1:30	
50	14:08:42.388	Q1 by EMG Motorsport	BEL	Filip Teunkens	BEL	<u>Jaap Van Lagen</u>	BEL	Porsche 992 GT3 Cup	PROAM	34:18.846	1	2:05.465	1:40	
53	14:09:03.128	Q1 by EMG Motorsport	BEL	Nicolas Vandierendonck	BEL	<u>Dirk Schouten</u>	NLD	Porsche 992 GT3 Cup	AM	34:39.586	1	1:51.215	1:40	
44	14:09:39.524	Eugenio Pisani	ITA	<u>Eugenio Pisani</u>	ITA	Stefano Bozzoni	ITA	Porsche 911 GT3 Cup gen 1	PROAM	35:15.982	1	1:35.424	1:30	

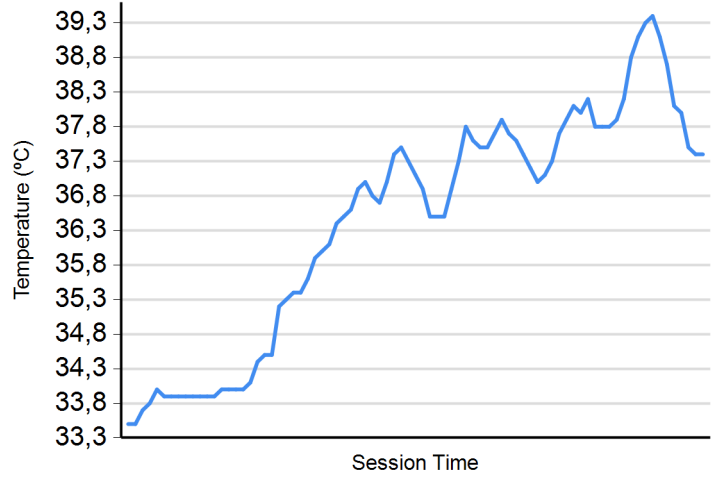




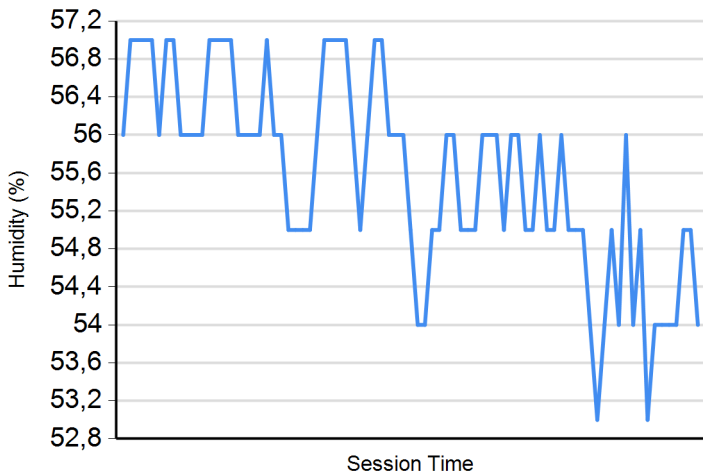
Air Temperature



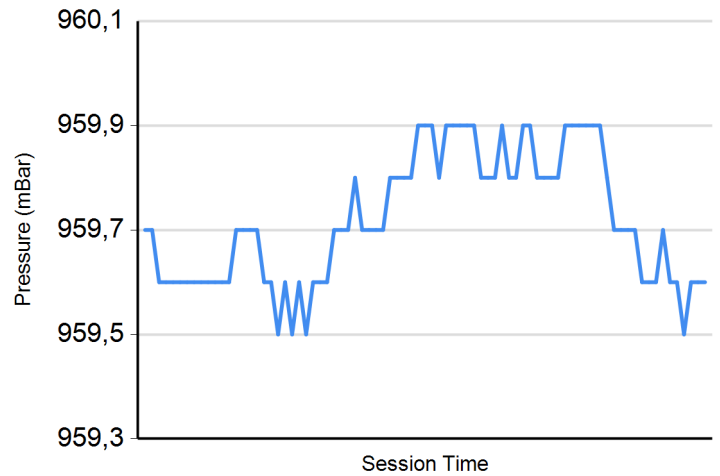
Track Temperature



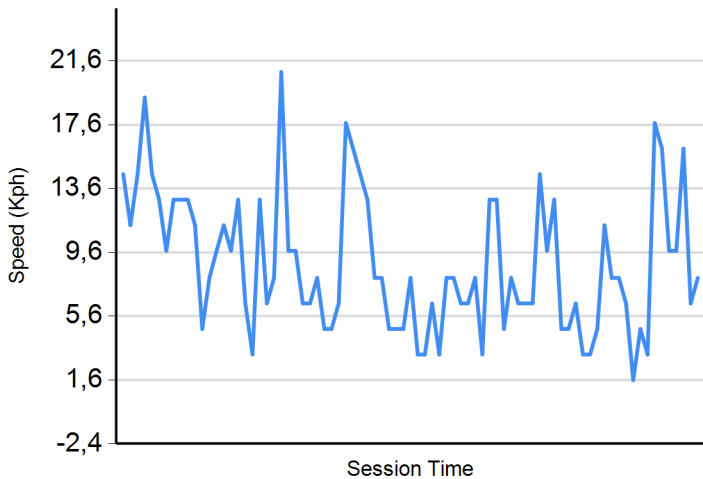
Humidity



Pressure



Wind Speed



Wind direction

North = 0°/360° Est = 90° South = 180° West = 270°

