

Spa Francorchamps
GT Cup Open Europe
Race - 1



Provisional Results

Cls	N°	Entrant/Team	Nat	Driver 1	Nat	Driver 2	Nat	Vehicle	Cat	Cl	Laps	Total Time	Gap	Interval	Km/h	Best	Time	Km/h
1	50	Q1 by EMG Motorsport	BEL	Filip Teunkens	BEL	Jaap Van Lagen	BEL	Porsche 992 GT3 Cup	PROAM	1	23	1:11:38.988			134.8	14	2:26.450	172.1
2	54	Q1 by EMG Motorsport	BEL	Jan Laurysen	BEL	Bas Schouten	NLD	Porsche 992 GT3 Cup	PROAM	2	23	1:11:43.146	4.158	4.158	134.7	15	2:27.828	170.5
3	53	Q1 by EMG Motorsport	BEL	Nicolas Vandierendonck	BEL	Dirk Schouten	NLD	Porsche 992 GT3 Cup	AM	1	23	1:11:45.846	6.858	2.700	134.6	23	2:27.599	170.8
4	44	Eugenio Pisani	ITA	Eugenio Pisani	ITA	Stefano Bozzoni	ITA	Porsche 911 GT3 Cup gen 1	PROAM	3	23	1:12:35.012	56.024	49.166	133.1	17	2:29.719	168.4
5	32 *	Three Sixty Racing Team	AND	Fernando Fortes	BRA			Porsche 911 GT3 Cup gen 2	AM	2	23	1:12:37.409	58.421	2.397	133.0	15	2:31.946	165.9
6	100	Alda Motorsport	POL	Jakub Dwernicki	POL	Jan Antoszewski	POL	Porsche 911 GT3 Cup gen 2	PROAM	4	23	1:12:38.218	59.230	0.809	133.0	17	2:31.252	166.7
7	24	A&P Racing Team PTT Tech Support	POL	Maciej Blazek	POL	Mateusz Lisowski	POL	Porsche 991 GT3 Cup gen 2	PROAM	5	23	1:12:51.653	1:12.665	13.435	132.6	12	2:28.309	170.0
8	27	Three Sixty Racing Team	BRA	Marcio Mauro	BRA			Porsche 911 GT3 Cup gen 2	AM	3	23	1:13:17.853	1:38.865	26.200	131.8	11	2:35.150	162.5

Fastest lap Teunkens - Van Lagen in 2:26.450 at 172.1 Km/h in lap 14

*** PENALTIES**

CAR #32 - 5 SECONDS TIME PENALTY ADDED TO RACE TIME - LESS TIME HANDICAP

Published at:.....

Air Temp: **42.5 °C** Temp. Aire: **27.7 °C** Humidity: **46 %** Track Status: **DRY**

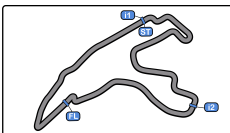
Stewards:

Race Director:

Timekeeper: Luis Angel Garcia Nuñez

JOB/I-0020-ESP





Spa Francorchamps
GT Cup Open Europe
Race - 1

Provisional Results by Category



Spa Francorchamps 7.004 m.

Cls	N°	Entrant/Team	Nat	Driver 1	Nat	Driver 2	Nat	Vehicle	Cat	Cl	Laps	Total Time	Gap	Interval	Km/h	Best	Time	Km/h
PROAM																		
1	50	Q1 by EMG Motorsport		Filip Teunkens		Jaap Van Lagen		Porsche 992 GT3 Cup	PROAM	1	23	1:11:38.988			134.8	14	2:26.450	172.1
2	54	Q1 by EMG Motorsport		Jan Laurysen		Bas Schouten		Porsche 992 GT3 Cup	PROAM	2	23	1:11:43.146	4.158	4.158	134.7	15	2:27.828	170.5
3	44	Eugenio Pisani		Eugenio Pisani		Stefano Bozzoni		Porsche 911 GT3 Cup gen 1	PROAM	3	23	1:12:35.012	56.024	51.866	133.1	17	2:29.719	168.4
4	100	Alda Motorsport		Jakub Dwernicki		Jan Antoszewski		Porsche 911 GT3 Cup gen 2	PROAM	4	23	1:12:38.218	59.230	3.206	133.0	17	2:31.252	166.7
5	24	A&P Racing Team PTT Tech Support		Maciej Blazek		Mateusz Lisowski		Porsche 991 GT3 Cup gen 2	PROAM	5	23	1:12:51.653	1:12.665	13.435	132.6	12	2:28.309	170.0
AM																		
1	53	Q1 by EMG Motorsport		Nicolas Vandierendonck		Dirk Schouten		Porsche 992 GT3 Cup	AM	1	23	1:11:45.846			134.6	23	2:27.599	170.8
2	32 *	Three Sixty Racing Team		Fernando Fortes				Porsche 911 GT3 Cup gen 2	AM	2	23	1:12:37.409	51.563	51.563	133.0	15	2:31.946	165.9
3	27	Three Sixty Racing Team		Marcio Mauro				Porsche 911 GT3 Cup gen 2	AM	3	23	1:13:17.853	1:32.007	40.444	131.8	11	2:35.150	162.5

Fastest lap Teunkens - Van Lagen in 2:26.450 at 172.1 Km/h in lap 14

* PENALTIES

CAR #32 - 5 SECONDS TIME PENALTY ADDED TO RACE TIME - LESS TIME HANDICAP

Published at:.....

Air Temp: 42.5 °C Temp. Aire: 27.7 °C Humidity: 46 % Track Status: DRY

Stewards:

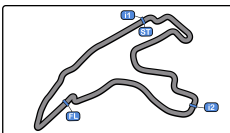
Race Director:

Timekeeper:

Luis Angel Garcia Nuñez

JOB/I-0020-ESP





Spa Francorchamps
GT Cup Open Europe
Race - 1



Provisional Results by Class

Spa Francorchamps 7.004 m

Cls	N°	Entrant/Team	Nat	Driver 1	Nat	Driver 2	Nat	Vehicle	Cat	Cl	Laps	Total Time	Gap	Interval	Km/h	Best	Time	Km/h	
GT Open Cup Europe																			
1	50	Q1 by EMG Motorsport		Filip Teunkens		Jaap Van Lagen		Porsche 992 GT3 Cup	PROAM	1	23	1:11:38.988			134.8	14	2:26.450	172.1	
2	54	Q1 by EMG Motorsport		Jan Laurysen		Bas Schouten		Porsche 992 GT3 Cup	PROAM	2	23	1:11:43.146	4.158	4.158	134.7	15	2:27.828	170.5	
3	53	Q1 by EMG Motorsport		Nicolas Vandierendonck		Dirk Schouten		Porsche 992 GT3 Cup	AM	1	23	1:11:45.846	6.858	2.700	134.6	23	2:27.599	170.8	
4	44	Eugenio Pisani		Eugenio Pisani		Stefano Bozzoni		Porsche 911 GT3 Cup gen 1	PROAM	3	23	1:12:35.012	56.024	49.166	133.1	17	2:29.719	168.4	
5	32 *	Three Sixty Racing Team		Fernando Fortes				Porsche 911 GT3 Cup gen 2	AM	2	23	1:12:37.409	58.421	2.397	133.0	15	2:31.946	165.9	
6	100	Alda Motorsport		Jakub Dwernicki		Jan Antoszewski		Porsche 911 GT3 Cup gen 2	PROAM	4	23	1:12:38.218	59.230	0.809	133.0	17	2:31.252	166.7	
7	24	A&P Racing Team PTT Tech Support		Maciej Blazek		Mateusz Lisowski		Porsche 991 GT3 Cup gen 2	PROAM	5	23	1:12:51.653	1:12.665	13.435	132.6	12	2:28.309	170.0	
8	27	Three Sixty Racing Team		Marcio Mauro				Porsche 911 GT3 Cup gen 2	AM	3	23	1:13:17.853	1:38.865	26.200	131.8	11	2:35.150	162.5	

Fastest lap Teunkens - Van Lagen in 2:26.450 at 172.1 Km/h in lap 14

* PENALTIES

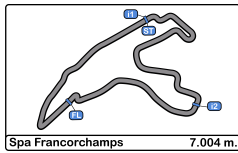
CAR #32 - 5 SECONDS TIME PENALTY ADDED TO RACE TIME - LESS TIME HANDICAP

Published at:.....

Air Temp: 42.5 °C Temp. Aire: 27.7 °C Humidity: 46 % Track Status: DRY

Stewards:	Race Director:	Timekeeper: Luis Angel Garcia Nuñez JOB/I-0020-ESP
-----------	----------------	--





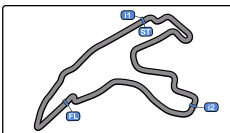
Spa Francorchamps
GT Cup Open Europe
Race - 1



Provisional Classification by Driver Fastest Lap

Cl	N°	Entrant/Team	Nat	Vehicle	Driver	Nat	Cat	Cl	Laps	Best	Time	Gap	Interval	Km/h
1	50	Q1 by EMG Motorsport	BEL	Porsche 992 GT3 Cup	Jaap Van Lagen	BEL	PROAM	1	12	3	2:26.450			172.1
2	53	Q1 by EMG Motorsport	BEL	Porsche 992 GT3 Cup	Dirk Schouten	NLD	AM	1	12	12	2:27.599	1.149	1.149	170.8
3	54	Q1 by EMG Motorsport	BEL	Porsche 992 GT3 Cup	Bas Schouten	NLD	PROAM	2	10	2	2:27.828	1.378	0.229	170.5
4	24	A&P Racing Team PTT Tech Support	POL	Porsche 991 GT3 Cup gen 2	Mateusz Lisowski	POL	PROAM	3	13	12	2:28.309	1.859	0.481	170.0
5	54	Q1 by EMG Motorsport	BEL	Porsche 992 GT3 Cup	Jan Laurysen	BEL	PROAM	4	13	12	2:28.612	2.162	0.303	169.6
6	44	Eugenio Pisani	ITA	Porsche 911 GT3 Cup gen 1	Eugenio Pisani	ITA	PROAM	5	12	6	2:29.719	3.269	1.107	168.4
7	100	Alda Motorsport	POL	Porsche 911 GT3 Cup gen 2	Jan Antoszewski	POL	PROAM	6	11	5	2:31.252	4.802	1.533	166.7
8	32	Three Sixty Racing Team	AND	Porsche 911 GT3 Cup gen 2	Fernando Fortes	BRA	AM	2	23	15	2:31.946	5.496	0.694	165.9
9	24	A&P Racing Team PTT Tech Support	POL	Porsche 991 GT3 Cup gen 2	Maciej Blazek	POL	PROAM	7	10	4	2:33.007	6.557	1.061	164.7
10	100	Alda Motorsport	POL	Porsche 911 GT3 Cup gen 2	Jakub Dwernicki	POL	PROAM	8	12	11	2:35.028	8.578	2.021	162.6
11	50	Q1 by EMG Motorsport	BEL	Porsche 992 GT3 Cup	Filip Teunkens	BEL	PROAM	9	11	5	2:35.072	8.622	0.044	162.5
12	27	Three Sixty Racing Team	AND	Porsche 911 GT3 Cup gen 2	Marcio Mauro	BRA	AM	3	23	11	2:35.150	8.700	0.078	162.5
13	53	Q1 by EMG Motorsport	BEL	Porsche 992 GT3 Cup	Nicolas Vandierendo	BEL	AM	4	11	5	2:35.480	9.030	0.330	162.1
14	44	Eugenio Pisani	ITA	Porsche 911 GT3 Cup gen 1	Stefano Bozzoni	ITA	PROAM	10	11	5	2:42.061	15.611	6.581	155.5





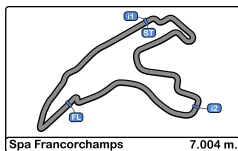
Spa Francorchamps
GT Cup Open Europe
Race - 1



Distance and Speed Average

Cls	Nº	Entrant/Team	Nat	Driver 1	Nat	Driver 2	Nat	Vehicle	Cat	Cls	Laps	Distance	Total Time	Km/h
1	50	Q1 by EMG Motorsport	BEL	Filip Teunkens	BEL	Jaap Van Lagen	BEL	Porsche 992 GT3 Cup	PROAM	1	23	161.09	1:11:38.988	134.8
2	54	Q1 by EMG Motorsport	BEL	Jan Laurysen	BEL	Bas Schouten	NLD	Porsche 992 GT3 Cup	PROAM	2	23	161.09	1:11:43.146	134.7
3	53	Q1 by EMG Motorsport	BEL	Nicolas Vandierendonck	BEL	Dirk Schouten	NLD	Porsche 992 GT3 Cup	AM	1	23	161.09	1:11:45.846	134.6
4	44	Eugenio Pisani	ITA	Eugenio Pisani	ITA	Stefano Bozzoni	ITA	Porsche 911 GT3 Cup gen 1	PROAM	3	23	161.09	1:12:35.012	133.1
5	32	Three Sixty Racing Team	AND	Fernando Fortes	BRA			Porsche 911 GT3 Cup gen 2	AM	2	23	161.09	1:12:37.409	133.0
6	100	Alda Motorsport	POL	Jakub Dwernicki	POL	Jan Antoszewski	POL	Porsche 911 GT3 Cup gen 2	PROAM	4	23	161.09	1:12:38.218	133.0
7	24	A&P Racing Team PTT Tech Support	POL	Maciej Blazek	POL	Mateusz Lisowski	POL	Porsche 991 GT3 Cup gen 2	PROAM	5	23	161.09	1:12:51.653	132.6
8	27	Three Sixty Racing Team	AND	Marcio Mauro	BRA			Porsche 911 GT3 Cup gen 2	AM	3	23	161.09	1:13:17.853	131.8





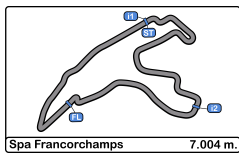
Spa Francorchamps
GT Cup Open Europe
Race - 1
Lap Analysis



24 Maciej Blazek Porsche 991 GT3 Cup gen 2							32 Fernando Fortes Porsche 911 GT3 Cup gen 2								
PROAM Matusz Lisowski A&P Racing Team PTT Tech AM							Three Sixty Racing Team								
Lap	D	Time	Sector 1	Sector 2	Sector 3	T. Spd	Elapsed	Lap	D	Time	Sector 1	Sector 2	Sector 3	T. Spd	Elapsed
1	2	2:41.676	47.251	1:14.720	39.705	245.4	2:41.676	1	2	2:56.916	57.352	1:17.432	42.132	199.6	2:56.916
2	2	4:20.722	1:24.601	1:47.429	1:08.692	110.9	7:02.398	2	2	4:09.144	1:13.676	1:46.118	1:09.350	93.5	7:06.060
3	2	4:32.151	1:50.448	1:45.329	56.374	109.8	11:34.549	3	2	4:32.308	1:50.825	1:45.005	56.478	107.2	11:38.368
4	2	3:37.764	1:03.743	1:32.110	1:01.911	163.3	15:12.313	4	2	3:38.139	1:04.070	1:30.698	1:03.371	123.0	15:16.507
5	2	2:30.170	41.962	1:09.364	38.844	250.5	17:42.483	5	2	2:38.357	43.796	1:11.379	43.182	242.6	17:54.864
6	2	3:53.726	54.178	1:51.132	1:08.416	110.5	21:36.209	6	2	3:46.091	47.030	1:49.349	1:09.712	128.8	21:40.955
7	2	4:11.352	1:21.001	1:48.444	1:01.907	93.9	25:47.561	7	2	4:09.908	1:21.186	1:46.795	1:01.927	82.1	25:50.863
8	2	4:01.617	1:06.813	1:51.169	1:03.635	142.1	29:49.178	8	2	4:02.564	1:09.778	1:51.219	1:01.567	131.3	29:53.427
9	2	3:43.113	1:08.592	1:41.127	53.394	136.1	33:32.291	9	2	3:42.079	1:10.793	1:38.852	52.434	115.3	33:35.506
10	2	3:24.208	1:00.053	1:27.941	56.214	161.4	36:56.499	10	2	3:23.704	1:01.844	1:26.415	55.445	178.8	36:59.210
11	2	2:28.398	41.973	1:08.377	38.048	250.5	39:24.897	11	2	2:33.975	43.144	1:10.494	40.337	244.8	39:33.185
12	2	2:28.309	41.764	1:08.495	38.050	250.0	41:53.206	12	2	2:32.178	42.952	1:09.941	39.285	241.0	42:05.363
13	2	2:33.906 P	41.761	1:08.378	43.767	250.0	44:27.112	13	2	2:39.353 P	42.788	1:10.048	46.517	242.6	44:44.716
14	1	5:10.142	3:15.845	1:12.864	41.433	227.3	49:37.254	14	1	4:51.807	3:00.763	1:10.732	40.312	242.1	49:36.523
15	1	2:35.274	43.375	1:11.377	40.522	245.4	52:12.528	15	1	2:31.946	42.720	1:10.009	39.217	243.7	52:08.469
16	1	2:38.371	44.805	1:13.913	39.653	244.3	54:50.899	16	1	2:34.337	42.891	1:11.775	39.671	239.4	54:42.806
17	1	2:33.007	43.153	1:10.673	39.181	245.4	57:23.906	17	1	2:34.103	43.304	1:11.710	39.089	242.6	57:16.909
18	1	2:35.422	43.469	1:12.633	39.320	241.6	59:59.328	18	1	2:31.988	42.542	1:10.120	39.326	244.8	59:48.897
19	1	2:34.983	44.509	1:11.081	39.393	245.4	1:02:34.311	19	1	2:33.026	42.760	1:10.980	39.286	246.0	1:02:21.923
20	1	2:33.775	43.341	1:11.021	39.413	246.5	1:05:08.086	20	1	2:32.118	42.777	1:10.137	39.204	246.0	1:04:54.041
21	1	2:33.612	42.884	1:10.846	39.882	247.1	1:07:41.698	21	1	2:32.383	42.693	1:10.354	39.336	246.0	1:07:26.424
22	1	2:34.642	43.409	1:11.259	39.974	246.0	1:10:16.340	22	1	2:32.342	42.557	1:10.495	39.290	247.1	1:09:58.766
23	1	2:35.313	43.145	1:11.817	40.351	245.4	1:12:51.653	23	1	2:33.643	42.731	1:10.648	40.264	246.0	1:12:32.409

27 Marcio Mauro Porsche 911 GT3 Cup gen 2							44 Eugenio Pisani Porsche 911 GT3 Cup gen 1								
AM Three Sixty Racing Team							PROAM Stefano Bozzoni Eugenio Pisani								
Lap	D	Time	Sector 1	Sector 2	Sector 3	T. Spd	Elapsed	Lap	D	Time	Sector 1	Sector 2	Sector 3	T. Spd	Elapsed
1	2	2:50.488	56.277	1:13.917	40.294	234.2	2:50.488	1	2	2:57.266	59.922	1:15.351	41.993	219.0	2:57.266
2	2	4:16.376	1:20.916	1:46.240	1:09.220	97.8	7:06.864	2	2	4:11.578	1:16.446	1:45.315	1:09.817	95.2	7:08.844
3	2	4:32.007	1:50.733	1:44.882	56.392	110.0	11:38.871	3	2	4:32.058	1:50.898	1:44.474	56.686	135.3	11:40.902
4	2	3:38.358	1:04.236	1:30.965	1:03.157	132.8	15:17.229	4	2	3:37.958	1:03.448	1:30.827	1:03.683	129.9	15:18.860
5	2	2:38.590	43.953	1:11.902	42.735	243.7	17:55.819	5	2	2:42.061	45.803	1:14.642	41.616	221.3	18:00.921
6	2	3:45.751	46.807	1:49.273	1:09.671	129.0	21:41.570	6	2	3:42.599	44.972	1:47.283	1:10.344	184.3	21:43.520
7	2	4:10.290	1:21.609	1:46.652	1:02.029	84.2	25:51.860	7	2	4:09.671	1:21.539	1:46.249	1:01.883	90.4	25:53.191
8	2	4:01.993	1:10.031	1:50.564	1:01.398	145.3	29:53.853	8	2	4:02.318	1:10.983	1:49.487	1:01.848	127.0	29:55.509
9	2	3:42.122	1:11.512	1:38.827	51.783	118.1	33:35.975	9	2	3:42.404	1:11.653	1:38.384	52.367	123.4	33:37.913
10	2	3:23.856	1:02.093	1:26.337	55.426	183.0	36:59.831	10	2	3:24.293	1:01.621	1:26.560	56.112	191.1	37:02.206
11	2	2:35.150	43.667	1:11.578	39.905	240.0	39:34.981	11	2	2:48.860 P	44.856	1:13.895	50.109	222.6	39:51.066
12	2	2:36.255	43.438	1:12.275	40.542	233.7	42:11.236	12	1	4:56.249	3:04.368	1:12.813	39.068	240.5	44:47.315
13	2	2:37.210	43.882	1:13.492	39.836	237.3	44:48.446	13	1	2:31.543	42.558	1:10.090	38.895	249.4	47:18.858
14	2	2:43.498 P	43.386	1:12.051	48.061	243.2	47:31.944	14	1	2:33.316	42.227	1:10.118	40.971	247.1	49:52.174
15	2	4:56.555	3:03.502	1:13.326	39.727	231.2	52:28.499	15	1	2:32.328	43.008	1:09.688	39.632	232.2	52:24.502
16	2	2:35.244	43.462	1:10.999	40.783	233.2	55:03.743	16	1	2:30.812	42.325	1:09.917	38.570	251.1	54:55.314
17	2	2:35.890	43.848	1:11.845	40.197	238.9	57:39.633	17	1	2:29.719	41.945	1:09.383	38.391	249.4	57:25.033
18	2	2:37.565	43.723	1:13.310	40.532	232.2	1:00:17.198	18	1	2:30.799	42.182	1:10.057	38.560	248.2	59:55.832
19	2	2:36.221	43.860	1:12.355	40.006	228.8	1:02:53.419	19	1	2:30.381	41.953	1:09.441	38.987	250.0	1:02:26.213
20	2	2:36.705	44.094	1:12.618	39.993	241.0	1:05:30.124	20	1	2:31.648	42.601	1:09.935	39.112	247.1	1:04:57.861
21	2	2:36.413	44.184	1:12.123	40.106	238.9	1:08:06.537	21	1	2:32.203	42.900	1:10.134	39.169	246.0	1:07:30.064
22	2	2:35.262	44.061	1:11.757	39.444	242.1	1:10:41.799	22	1	2:32.133	42.631	1:10.397	39.105	247.1	1:10:02.197
23	2	2:36.054	43.909	1:11.856	40.289	242.6	1:13:17.853	23	1	2:32.815	42.646	1:10.720	39.449	247.1	1:12:35.012





Spa Francorchamps
GT Cup Open Europe
Race - 1
Lap Analysis
Spa Francorchamps 7.004 m.



50

Filip Teunkens

Porsche 992 GT3 Cup

54

Jan Laurysen

Porsche 992 GT3 Cup

PROAM

Jaap Van Lagen

Q1 by EMG Motorsport

PROAM

Bas Schouten

Q1 by EMG Motorsport

Lap D	Time	Sector 1	Sector 2	Sector 3	T. Spd	Elapsed	Lap D	Time	Sector 1	Sector 2	Sector 3	T. Spd	Elapsed
1 1	2:46.643	53.329	1:13.244	40.070	225.9	2:46.643	1 1	2:43.173	50.388	1:12.506	40.279	231.7	2:43.173
2 1	4:17.538	1:21.921	1:46.484	1:09.133	137.2	7:04.181	2 1	4:20.339	1:24.122	1:47.075	1:09.142	118.0	7:03.512
3 1	4:31.617	1:50.033	1:45.155	56.429	90.3	11:35.798	3 1	4:31.808	1:50.134	1:45.138	56.536	95.6	11:35.320
4 1	3:38.531	1:04.662	1:31.368	1:02.501	142.6	15:14.329	4 1	3:37.873	1:04.113	1:31.815	1:01.945	131.8	15:13.193
5 1	2:35.072	43.776	1:11.482	39.814	242.6	17:49.401	5 1	2:30.808	42.457	1:09.109	39.242	246.5	17:44.001
6 1	3:48.589	49.592	1:49.896	1:09.101	119.7	21:37.990	6 1	3:53.195	53.572	1:50.890	1:08.733	112.1	21:37.196
7 1	4:11.243	1:21.707	1:47.365	1:02.171	95.6	25:49.233	7 1	4:11.456	1:21.542	1:47.722	1:02.192	106.5	25:48.652
8 1	4:01.850	1:06.784	1:51.556	1:03.510	136.8	29:51.083	8 1	4:01.326	1:06.719	1:51.049	1:03.558	128.7	29:49.978
9 1	3:42.804	1:09.553	1:39.965	53.286	124.4	33:33.887	9 1	3:43.318	1:09.546	1:40.354	53.418	134.4	33:33.296
10 1	3:23.887	1:01.515	1:26.858	55.514	157.4	36:57.774	10 1	3:24.158	1:00.490	1:26.949	56.719	160.2	36:57.454
11 1	2:40.782 P	42.902	1:11.674	46.206	248.8	39:38.556	11 1	2:29.465	42.346	1:08.959	38.160	248.2	39:26.919
12 2	4:48.930	3:03.154	1:08.022	37.754	244.8	44:27.486	12 1	2:28.612	41.941	1:08.597	38.074	248.8	41:55.531
13 2	2:27.245	41.813	1:07.683	37.749	248.2	46:54.731	13 1	2:34.994 P	41.970	1:08.370	44.654	248.2	44:30.525
14 2	2:26.450	41.407	1:07.480	37.563	250.5	49:21.181	14 2	4:49.670	3:03.225	1:08.292	38.153	241.6	49:20.195
15 2	2:27.115	41.963	1:07.379	37.773	248.8	51:48.296	15 2	2:27.828	41.979	1:07.872	37.977	246.0	51:48.023
16 2	2:28.997	41.630	1:08.732	38.635	251.7	54:17.293	16 2	2:29.080	41.916	1:09.016	38.148	247.1	54:17.103
17 2	2:28.657	42.275	1:08.354	38.028	235.8	56:45.950	17 2	2:29.474	42.501	1:08.021	38.952	248.8	56:46.577
18 2	2:30.083	42.259	1:08.546	39.278	232.7	59:16.033	18 2	2:29.448	42.057	1:08.383	39.008	246.5	59:16.025
19 2	2:30.851	42.636	1:09.619	38.596	233.7	1:01:46.884	19 2	2:30.072	42.811	1:09.254	38.007	246.5	1:01:46.097
20 2	2:28.908	42.319	1:07.986	38.603	252.9	1:04:15.792	20 2	2:29.446	41.927	1:08.755	38.764	251.1	1:04:15.543
21 2	2:29.137	42.492	1:08.278	38.367	250.5	1:06:44.929	21 2	2:30.005	42.402	1:08.638	38.965	246.0	1:06:45.548
22 2	2:26.782	41.283	1:07.694	37.805	251.7	1:09:11.711	22 2	2:28.867	41.646	1:08.894	38.327	250.0	1:09:14.415
23 2	2:27.277	41.327	1:07.685	38.265	251.7	1:11:38.988	23 2	2:28.731	41.601	1:08.588	38.542	250.0	1:11:43.146

53

Nicolas Vandierendonck

Porsche 992 GT3 Cup

100

Jakub Dwernicki

Porsche 911 GT3 Cup gen 2

AM

Dirk Schouten

Q1 by EMG Motorsport

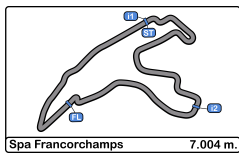
PROAM

Jan Antoszewski

Alda Motorsport

Lap D	Time	Sector 1	Sector 2	Sector 3	T. Spd	Elapsed	Lap D	Time	Sector 1	Sector 2	Sector 3	T. Spd	Elapsed
1 1	2:49.402	54.402	1:14.412	40.588	227.8	2:49.402	1 1	2:56.305	56.839	1:17.437	42.029	216.4	2:56.305
2 1	4:15.785	1:19.916	1:46.467	1:09.402	127.5	7:05.187	2 1	4:11.792	1:16.805	1:45.346	1:09.641	91.2	7:08.097
3 1	4:31.785	1:49.960	1:44.711	57.114	103.0	11:36.972	3 1	4:32.453	1:50.707	1:44.644	57.102	113.5	11:40.550
4 1	3:38.362	1:04.168	1:31.309	1:02.885	138.6	15:15.334	4 1	3:37.487	1:03.170	1:30.763	1:03.554	124.8	15:18.037
5 1	2:35.480	43.560	1:11.328	40.592	243.7	17:50.814	5 1	2:39.332	43.484	1:12.138	43.710	247.1	17:57.369
6 1	3:47.738	49.307	1:50.104	1:08.327	123.2	21:38.552	6 1	3:45.521	46.454	1:48.777	1:10.290	129.8	21:42.890
7 1	4:11.423	1:22.454	1:46.827	1:02.142	98.6	25:49.975	7 1	4:09.915	1:21.620	1:46.205	1:02.090	92.1	25:52.805
8 1	4:02.882	1:07.262	1:51.506	1:04.114	137.9	29:52.857	8 1	4:02.292	1:10.643	1:49.576	1:02.073	130.2	29:55.097
9 1	3:41.663	1:09.139	1:39.403	53.121	115.2	33:34.520	9 1	3:41.620	1:11.571	1:38.168	51.881	123.4	33:36.717
10 1	3:23.896	1:01.435	1:26.833	55.628	140.9	36:58.416	10 1	3:23.754	1:02.280	1:25.937	55.537	192.5	37:00.471
11 1	2:42.005 P	43.016	1:11.120	47.869	247.7	39:40.421	11 1	2:35.028	43.564	1:11.687	39.777	246.0	39:35.499
12 2	4:49.884	3:02.283	1:09.025	38.576	244.8	44:30.305	12 1	2:44.474 P	44.021	1:12.086	48.367	244.8	42:19.973
13 2	2:29.602	42.292	1:08.909	38.401	247.7	46:59.907	13 2	4:58.379	3:09.313	1:10.301	38.765	241.0	47:18.352
14 2	2:28.990	42.691	1:08.131	38.168	243.7	49:28.897	14 2	2:31.982	42.473	1:10.071	39.438	246.5	49:50.334
15 2	2:28.692	42.060	1:08.475	38.157	246.5	51:57.589	15 2	2:34.067	43.334	1:10.811	39.922	240.5	52:24.401
16 2	2:27.748	41.930	1:07.850	37.968	248.2	54:25.337	16 2	2:32.028	42.369	1:10.967	38.692	249.4	54:56.429
17 2	2:29.049	42.199	1:08.677	38.173	249.4	56:54.386	17 2	2:31.252	42.210	1:10.087	38.955	249.4	57:27.681
18 2	2:29.192	43.147	1:08.016	38.029	250.5	59:23.578	18 2	2:31.859	42.366	1:10.465	39.028	249.4	59:59.540
19 2	2:29.825	41.642	1:09.855	38.328	232.7	1:01:53.403	19 2	2:31.817	42.827	1:10.090	38.900	247.7	1:02:31.357
20 2	2:27.961	41.691	1:08.177	38.093	251.7	1:04:21.364	20 2	2:31.535	42.499	1:10.250	38.786	248.2	1:05:02.892
21 2	2:28.561	41.795	1:08.487	38.279	248.8	1:06:49.925	21 2	2:31.603	42.381	1:10.431	38.791	248.2	1:07:34.495
22 2	2:28.322	41.586	1:08.688	38.048	250.5	1:09:18.247	22 2	2:31.779	42.564	1:10.053	39.162	248.8	1:10:06.274
23 2	2:27.599	41.560	1:08.046	37.993	250.0	1:11:45.846	23 2	2:31.944	42.330	1:10.579	39.035	248.8	1:12:38.218





Spa Francorchamps
GT Cup Open Europe
Race - 1



Analysis by Lap

Num	Lap Time	Gap
Lap 1		
24	2:41.676	
54	2:43.173	01.497
50	2:46.643	04.967
53	2:49.402	07.726
27	2:50.488	08.812
100	2:56.305	14.629
32	2:56.916	15.240
44	2:57.266	15.590
Num Lap Time Gap		
Lap 2		
24	4:20.722	
54	4:20.339	01.114
50	4:17.538	01.783
53	4:15.785	02.789
32	4:09.144	03.662
27	4:16.376	04.466
100	4:11.792	05.699
44	4:11.578	06.446
Num Lap Time Gap		
Lap 3		
24	4:32.151	
54	4:31.808	00.771
50	4:31.617	01.249
53	4:31.785	02.423
32	4:32.308	03.819
27	4:32.007	04.322
100	4:32.453	06.001
44	4:32.058	06.353
Num Lap Time Gap		
Lap 4		
24	3:37.764	
54	3:37.873	00.880
50	3:38.531	02.016
53	3:38.362	03.021
32	3:38.139	04.194
27	3:38.358	04.916
100	3:37.487	05.724
44	3:37.958	06.547
Num Lap Time Gap		
Lap 5		
24	2:30.170	
54	2:30.808	01.518
50	2:35.072	06.918
53	2:35.480	08.331
32	2:38.357	12.381
27	2:38.590	13.336
100	2:39.332	14.886
44	2:42.061	18.438
Num Lap Time Gap		
Lap 6		
24	3:53.726	
54	3:53.195	00.987
50	3:48.589	01.781
53	3:47.738	02.343

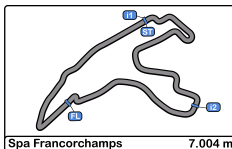
Num	Lap Time	Gap
Lap 7		
24	4:11.352	
54	4:11.456	01.091
50	4:11.243	01.672
53	4:11.423	02.414
32	4:09.908	03.302
27	4:10.290	04.299
100	4:09.915	05.244
44	4:09.671	05.630
Num Lap Time Gap		
Lap 8		
24	4:01.617	
54	4:01.326	00.800
50	4:01.850	01.905
53	4:02.882	03.679
32	4:02.564	04.249
27	4:01.993	04.675
100	4:02.292	05.919
44	4:02.318	06.331
Num Lap Time Gap		
Lap 9		
24	3:43.113	
54	3:43.318	01.005
50	3:42.804	01.596
53	3:41.663	02.229
32	3:42.079	03.215
27	3:42.122	03.684
100	3:41.620	04.426
44	3:42.404	05.622
Num Lap Time Gap		
Lap 10		
24	3:24.208	
54	3:24.158	00.955
50	3:23.887	01.275
53	3:23.896	01.917
32	3:23.704	02.711
27	3:23.856	03.332
100	3:23.754	03.972
44	3:24.293	05.707
Num Lap Time Gap		
Lap 11		
24	2:28.398	
54	2:29.465	02.022
32	2:33.975	08.288
27	2:35.150	10.084
100	2:35.028	10.602
50	2:40.782	13.659
53	2:42.005	15.524
44	2:48.860	26.169

Num	Lap Time	Gap
Lap 12		
24	2:28.309	
54	2:28.612	02.325
32	2:32.178	12.157
27	2:36.255	18.030
100	2:44.474	26.767
Num Lap Time Gap		
Lap 13		
24	2:33.906	
50	4:48.930	1 Lap
53	4:49.884	1 Lap
54	2:34.994	03.413
32	2:39.353	17.604
44	4:56.249	1 Lap
27	2:37.210	21.334
50	2:27.245	2:27.619
53	2:29.602	2:32.795
100	4:58.379	2:51.240
44	2:31.543	2:51.746
Num Lap Time Gap		
Lap 14		
27	2:43.498	
54	4:49.670	1:48.251
50	2:26.450	1:49.237
53	2:28.990	1:56.953
32	4:51.807	2:04.579
24	5:10.142	2:05.310
100	2:31.982	2:18.390
44	2:33.316	2:20.230
Num Lap Time Gap		
Lap 15		
54	2:27.828	
50	2:27.115	00.273
53	2:28.692	09.566
32	2:31.946	20.446
24	2:35.274	24.505
100	2:34.067	36.378
44	2:32.328	36.479
27	4:56.555	40.476
Num Lap Time Gap		
Lap 16		
54	2:29.080	
50	2:28.997	00.190
53	2:27.748	08.234
32	2:34.337	25.703
24	2:38.371	33.796
44	2:30.812	38.211
100	2:32.028	39.326
27	2:35.244	46.640
Num Lap Time Gap		
Lap 17		
50	2:28.657	
54	2:29.474	00.627
53	2:29.049	08.436
32	2:34.103	30.959

Num	Lap Time	Gap
Lap 18		
24	2:33.007	37.956
44	2:29.719	39.083
100	2:31.252	41.731
27	2:35.890	53.683
Num Lap Time Gap		
Lap 19		
54	2:29.448	
50	2:30.083	00.008
53	2:29.192	07.553
32	2:31.988	32.872
44	2:30.799	39.807
24	2:35.422	43.303
100	2:31.859	43.515
27	2:37.565	1:01.173
Num Lap Time Gap		
Lap 20		
54	2:29.446	
50	2:28.908	00.249
53	2:27.961	05.821
32	2:32.118	38.498
44	2:31.648	42.318
100	2:31.535	47.349
24	2:33.775	52.543
27	2:36.705	1:14.581
Num Lap Time Gap		
Lap 21		
50	2:29.137	
54	2:30.005	00.619
53	2:28.561	04.996
32	2:32.383	41.495
44	2:32.203	45.135
100	2:31.603	49.566
24	2:33.612	56.769
27	2:36.413	1:21.608
Num Lap Time Gap		
Lap 22		
50	2:26.782	
54	2:28.867	02.704
53	2:28.322	06.536
32	2:32.342	47.055
44	2:32.133	50.486
100	2:31.779	54.563
24	2:34.642	1:04.629
27	2:35.262	1:30.088

Num	Lap Time	Gap
Lap 23		
50	2:27.277	
54	2:28.731	04.158
53	2:27.599	06.858
32	2:33.643	53.421
44	2:32.815	56.024
100	2:31.944	59.230
24	2:35.313	1:12.665
27	2:36.054	1:38.865



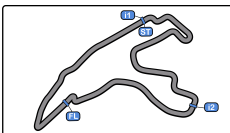


Spa Francorchamps
GT Cup Open Europe
Race - 1
Best Sectors Results



Sector - 1				Sector - 2				Sector - 3				Ideal Lap vs Best Lap				
Clas	Nº	Driver	Time	Nº	Driver	Time	Nº	Driver	Time	Clas	Nº	Driver	Ideal Lap	Best Lap	Clas	
1	50	Teunkens - Van Lagen	41.283	50	Teunkens - Van Lagen	1:07.379	50	Teunkens - Van Lagen	37.563	1	50	Teunkens - Van Lagen	2:26.225	2:26.450	1	
2	53	Vandierendonck - Schouten	41.560	53	Vandierendonck - Schouten	1:07.850	53	Vandierendonck - Schouten	37.968	2	53	Vandierendonck - Schouten	2:27.378	2:27.599	2	
3	54	Laurysen - Schouten	41.601	54	Laurysen - Schouten	1:07.872	54	Laurysen - Schouten	37.977	3	54	Laurysen - Schouten	2:27.450	2:27.828	3	
4	24	Blazek - Lisowski	41.761	24	Blazek - Lisowski	1:08.377	24	Blazek - Lisowski	38.048	4	24	Blazek - Lisowski	2:28.186	2:28.309	4	
5	44	Pisani - Bozzoni	41.945	44	Pisani - Bozzoni	1:09.383	44	Pisani - Bozzoni	38.391	5	44	Pisani - Bozzoni	2:29.719	2:29.719	5	
6	100	Dwernicki - Antoszewski	42.210	32	Fernando Fortes	1:09.941	100	Dwernicki - Antoszewski	38.692	6	100	Dwernicki - Antoszewski	2:30.955	2:31.252	6	
7	32	Fernando Fortes	42.542	100	Dwernicki - Antoszewski	1:10.053	32	Fernando Fortes	39.089	7	32	Fernando Fortes	2:31.572	2:31.946	7	
8	27	Marcio Mauro	43.386	27	Marcio Mauro	1:10.999	27	Marcio Mauro	39.444	8	27	Marcio Mauro	2:33.829	2:35.150	8	





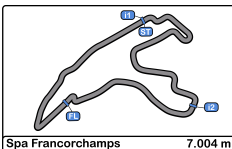
Spa Francorchamps
GT Cup Open Europe
Race - 1



7.004 m. Leader Sequence

N°	Entrant/Team	Nat	Driver 1	Nat	Driver 2	Nat	Vehicle	Cat	Start Lap	End Lap	Laps	Total Laps
24	A&P Racing Team PTT Tech Support		Maciej Blazek		<u>Mateusz Lisowski</u>		Porsche 991 GT3 Cup gen 2	PROAM	1	13	13	13
27	Three Sixty Racing Team		Marcio Mauro				Porsche 911 GT3 Cup gen 2	AM	14	14	1	1
54	Q1 by EMG Motorsport		<u>Jan Laurysen</u>		Bas Schouten		Porsche 992 GT3 Cup	PROAM	15	16	2	2
50	Q1 by EMG Motorsport		<u>Filip Teunkens</u>		Jaap Van Lagen		Porsche 992 GT3 Cup	PROAM	17	17	1	1
54	Q1 by EMG Motorsport		<u>Jan Laurysen</u>		Bas Schouten		Porsche 992 GT3 Cup	PROAM	18	20	3	5
50	Q1 by EMG Motorsport		<u>Filip Teunkens</u>		Jaap Van Lagen		Porsche 992 GT3 Cup	PROAM	21	23	3	4



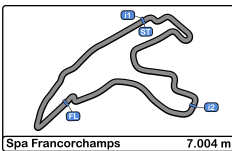


Spa Francorchamps
GT Cup Open Europe
Race - 1
Best 5 Lap Times



Cl	N°	Entrant/Team	Nat	Driver 1	Nat	Driver 2	Nat	Vehicle	Cat	Cl	Best 1		Best 2		Best 3		Best 4		Best 5	
											Time	Lap	Time	Lap	Time	Lap	Time	Lap	Time	Lap
1	50	Q1 by EMG Motorsport	BEL	Filip Teunkens	BEL	Jaap Van Lagen	BEL	Porsche 992 GT3 Cup	PROAM	1	2:26.450	14	2:26.782	22	2:27.115	15	2:27.245	13	2:27.277	23
2	53	Q1 by EMG Motorsport	BEL	Nicolas Vandierendonck	BEL	Dirk Schouten	NLD	Porsche 992 GT3 Cup	AM	1	2:27.599	23	2:27.748	16	2:27.961	20	2:28.322	22	2:28.561	21
3	54	Q1 by EMG Motorsport	BEL	Jan Laurysen	BEL	Bas Schouten	NLD	Porsche 992 GT3 Cup	PROAM	2	2:27.828	15	2:28.612	12	2:28.731	23	2:28.867	22	2:29.080	16
4	24	A&P Racing Team PTT Tech Support	POL	Maciej Blazek	POL	Mateusz Lisowski	POL	Porsche 991 GT3 Cup gen 2	PROAM	3	2:28.309	12	2:28.398	11	2:30.170	5	2:33.007	17	2:33.612	21
5	44	Eugenio Pisani	ITA	Eugenio Pisani	ITA	Stefano Bozzoni	ITA	Porsche 911 GT3 Cup gen 1	PROAM	4	2:29.719	17	2:30.381	19	2:30.799	18	2:30.812	16	2:31.543	13
6	100	Alda Motorsport	POL	Jakub Dwernicki	POL	Jan Antoszewski	POL	Porsche 911 GT3 Cup gen 2	PROAM	5	2:31.252	17	2:31.535	20	2:31.603	21	2:31.779	22	2:31.817	19
7	32	Three Sixty Racing Team	AND	Fernando Fortes	BRA			Porsche 911 GT3 Cup gen 2	AM	2	2:31.946	15	2:31.988	18	2:32.118	20	2:32.178	12	2:32.342	22
8	27	Three Sixty Racing Team	AND	Marcio Mauro	BRA			Porsche 911 GT3 Cup gen 2	AM	3	2:35.150	11	2:35.244	16	2:35.262	22	2:35.890	17	2:36.054	23



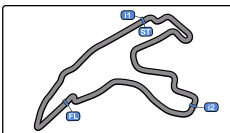


Spa Francorchamps
GT Cup Open Europe
Race - 1
Best 5 Top Speeds



Cl	N°	Entrant/Team	Nat	Driver 1	Nat	Driver 2	Nat	Vehicle	Cat	Cl	Top 1		Top 2		Top 3		Top 4		Top 5		Avg
											Km/h	Lap	Km/h	Lap	Km/h	Lap	Km/h	Lap	Km/h	Lap	
1	50	Q1 by EMG Motorsport	BEL	Filip Teunkens	BEL	Jaap Van Lagen	BEL	Porsche 992 GT3 Cup	PROAM	1	252.9	20	251.7	16	251.7	22	251.7	23	250.5	14	251.7
2	53	Q1 by EMG Motorsport	BEL	Nicolas Vandierendonck	BEL	Dirk Schouten	NLD	Porsche 992 GT3 Cup	AM	1	251.7	20	250.5	18	250.5	22	250.0	23	249.4	17	250.4
3	44	Eugenio Pisani	ITA	Eugenio Pisani	ITA	Stefano Bozzoni	ITA	Porsche 911 GT3 Cup gen 1	PROAM	2	251.1	16	250.0	19	249.4	13	249.4	17	248.2	18	249.6
4	54	Q1 by EMG Motorsport	BEL	Jan Laurysen	BEL	Bas Schouten	NLD	Porsche 992 GT3 Cup	PROAM	3	251.1	20	250.0	22	250.0	23	248.8	12	248.8	17	249.7
5	24	A&P Racing Team PTT Tech Support	POL	Maciej Blazek	POL	Mateusz Lisowski	POL	Porsche 991 GT3 Cup gen 2	PROAM	4	250.5	5	250.5	11	250.0	12	250.0	13	247.1	21	249.6
6	100	Alda Motorsport	POL	Jakub Dwernicki	POL	Jan Antoszewski	POL	Porsche 911 GT3 Cup gen 2	PROAM	5	249.4	16	249.4	17	249.4	18	248.8	22	248.8	23	249.1
7	32	Three Sixty Racing Team	AND	Fernando Fortes	BRA			Porsche 911 GT3 Cup gen 2	AM	2	247.1	22	246.0	19	246.0	20	246.0	21	246.0	23	246.2
8	27	Three Sixty Racing Team	AND	Marcio Mauro	BRA			Porsche 911 GT3 Cup gen 2	AM	3	243.7	5	243.2	14	242.6	23	242.1	22	241.0	20	242.5





Spa Francorchamps
GT Cup Open Europe
Race - 1

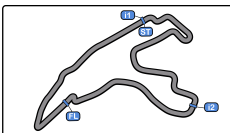


Fastest Laps Sequence

Spa Francorchamps 7.004 m.

Lap	Time of Day	Session Time	N°	Entrant/Team	Nat	Driver 1	Nat	Driver 2	Nat	Vehicle	Cat	Time	Km/h
5	16:59:10.761	19:10.761	24	A&P Racing Team PTT Tech Support		Maciej Blazek		<u>Mateusz Lisowski</u>		Porsche 991 GT3 Cup gen 2	PROAM	2:30.170	167.9
11	17:20:53.175	40:53.175	24	A&P Racing Team PTT Tech Support		Maciej Blazek		<u>Mateusz Lisowski</u>		Porsche 991 GT3 Cup gen 2	PROAM	2:28.398	169.9
12	17:23:21.485	43:21.485	24	A&P Racing Team PTT Tech Support		Maciej Blazek		<u>Mateusz Lisowski</u>		Porsche 991 GT3 Cup gen 2	PROAM	2:28.309	170.0
13	17:28:23.010	48:23.010	50	Q1 by EMG Motorsport		<u>Filip Teunkens</u>		Jaap Van Lagen		Porsche 992 GT3 Cup	PROAM	2:27.245	171.2
14	17:30:49.459	50:49.459	50	Q1 by EMG Motorsport		<u>Filip Teunkens</u>		Jaap Van Lagen		Porsche 992 GT3 Cup	PROAM	2:26.450	172.1





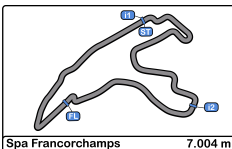
Spa Francorchamps
GT Cup Open Europe
Race - 1



Event Best Maximum Speed

Nº	Entrant/Team	Nat	Driver 1	Nat	Driver 2	Nat	Vehicle	Cat	Km/h	Session
32	Three Sixty Racing Team	ESP	Fernando Fortes	BRA			Porsche 911 GT3 Cup gen 2	AM	258.3	Qualifying - 1 Driver - 1
44	Eugenio Pisani	ITA	Eugenio Pisani	ITA	Stefano Bozzoni	ITA	Porsche 911 GT3 Cup gen 1	PROAM	257.1	Free Practice - 1
26	Q1 by EMG Motorsport	BEL	Maciej Darmetko	POL	Artur Janosz	POL	Porsche 911 GT3 Cup gen 2	PROAM	254.7	Qualifying - 1 Driver - 1
24	A&P Racing Team PTT Tech Support	POL	Maciej Blazek	POL	Mateusz Lisowski	POL	Porsche 991 GT3 Cup gen 2	PROAM	252.9	Qualifying - 1 Driver - 1
50	Q1 by EMG Motorsport	BEL	Filip Teunkens	BEL	Jaap Van Lagen	BEL	Porsche 992 GT3 Cup	PROAM	252.9	Race - 1
53	Q1 by EMG Motorsport	BEL	Nicolas Vandierendonck	BEL	Dirk Schouten	NLD	Porsche 992 GT3 Cup	AM	251.7	Race - 1
54	Q1 by EMG Motorsport	BEL	Jan Laurysen	BEL	Bas Schouten	NLD	Porsche 992 GT3 Cup	PROAM	251.1	Race - 1
27	Three Sixty Racing Team	AND	Marcio Mauro	BRA			Porsche 911 GT3 Cup gen 2	AM	249.4	Qualifying - 1 Driver - 1
100	Alda Motorsport	POL	Jakub Dwernicki	POL	Jan Antoszewski	POL	Porsche 911 GT3 Cup gen 2	PROAM	249.4	Race - 1
126	Three Sixty Racing Team	AND	Albert Estragués	ESP			Transam Euro Ford Mustang 2018	AM	243.2	Free Practice - 2



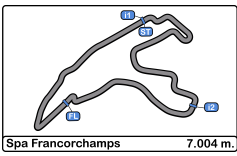


Spa Francorchamps
GT Cup Open Europe
Race - 1
Lap Chart

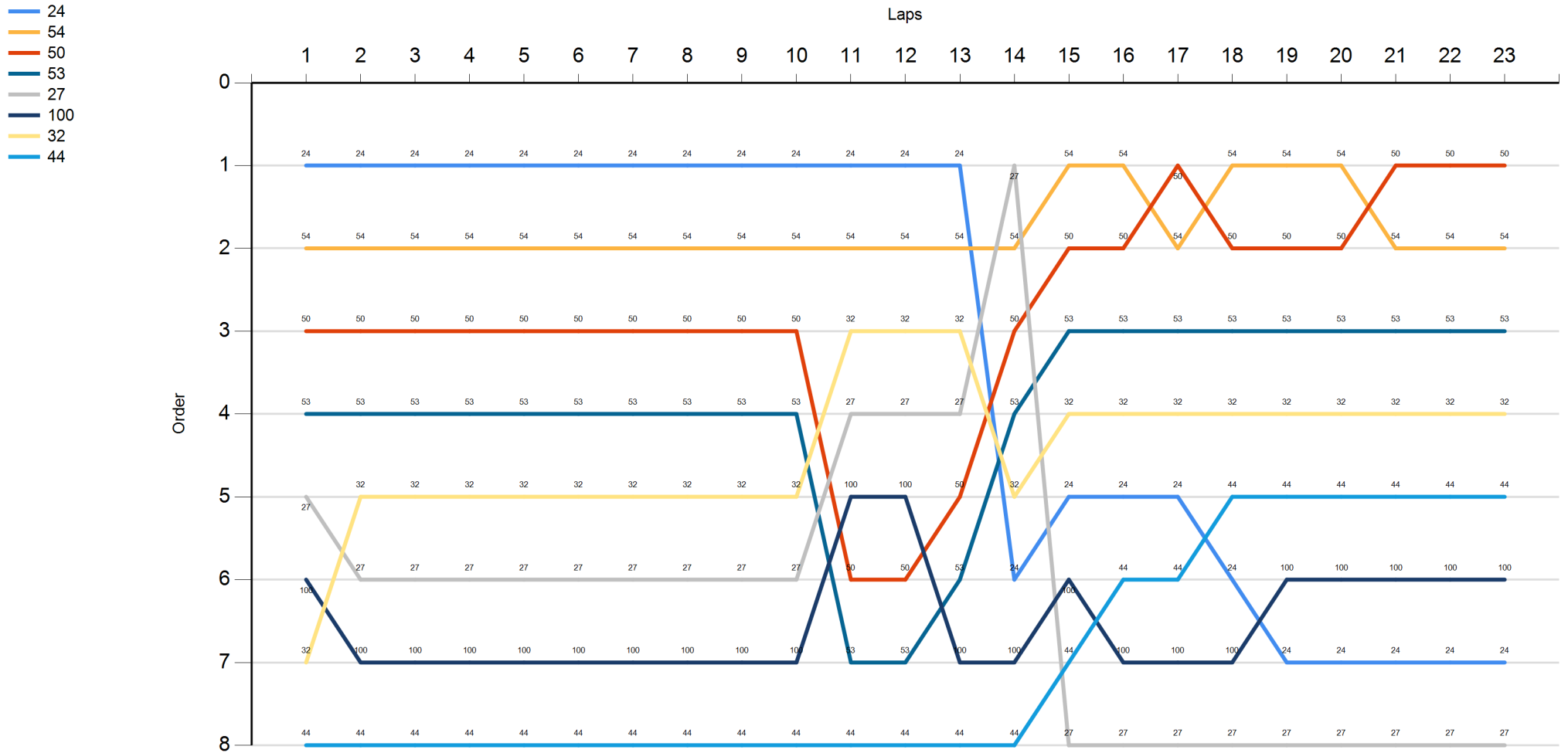


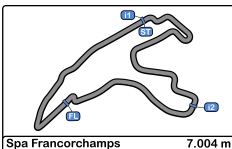
LAP		1	2	3	4	5	6	7	8	9	10	11	12	13	14	15	16	17	18	19	20	21	22	23
Nr	Po																							
24	1	24	24	24	24	24	24	24	24	24	24	24	24	27	54	54	50	54	54	54	50	50	50	50
54	2	54	54	54	54	54	54	54	54	54	54	54	54	54	50	50	54	50	50	50	50	54	54	54
50	3	50	50	50	50	50	50	50	50	50	50	32	32	32	50	53	53	53	53	53	53	53	53	53
53	4	53	53	53	53	53	53	53	53	53	53	27	27	27	53	32	32	32	32	32	32	32	32	32
27	5	27	32	32	32	32	32	32	32	32	32	100	100	50	32	24	24	24	44	44	44	44	44	44
100	6	100	27	27	27	27	27	27	27	27	27	50	50	53	24	100	44	44	24	100	100	100	100	100
32	7	32	100	100	100	100	100	100	100	100	100	53	53	100	100	44	100	100	100	24	24	24	24	24
44	8	44	44	44	44	44	44	44	44	44	44	44	44	44	44	27	27	27	27	27	27	27	27	27





Spa Francorchamps
GT Cup Open Europe
Race - 1
Graphic Lap Chart



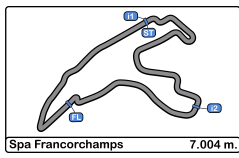


Spa Francorchamps
GT Cup Open Europe
Race - 1
Pit Stop Analysis



Nr.	In Day Time	Entrant/Team	Nat	Driver 1	Nat	Driver 2	Nat	Vehicle	Cat	In Time	Stop N°	Pit Time	Handicap	Penalty
50	17:21:01.509	Q1 by EMG Motorsport	BEL	Filip Teunkens	BEL	Jaap Van Lagen	BEL	Porsche 992 GT3 Cup	PROAM	39:33.231	1	2:31.437	2:30	
53	17:21:03.350	Q1 by EMG Motorsport	BEL	Nicolas Vandierendonck	BEL	Dirk Schouten	NLD	Porsche 992 GT3 Cup	AM	39:35.072	1	2:30.511	2:30	
44	17:21:14.319	Eugenio Pisani	ITA	Eugenio Pisani	ITA	Stefano Bozzoni	ITA	Porsche 911 GT3 Cup gen 1	PROAM	39:46.040	1	2:32.659	2:30	
100	17:23:42.375	Alda Motorsport	POL	Jakub Dwernicki	POL	Jan Antoszewski	POL	Porsche 911 GT3 Cup gen 2	PROAM	42:14.096	1	2:37.713	2:30	
24	17:25:49.836	A&P Racing Team PTT Tech Su	POL	Maciej Blazek	POL	Mateusz Lisowski	POL	Porsche 991 GT3 Cup gen 2	PROAM	44:21.557	1	2:43.103	2:40	
54	17:25:53.400	Q1 by EMG Motorsport	BEL	Jan Laurysen	BEL	Bas Schouten	NLD	Porsche 992 GT3 Cup	PROAM	44:25.121	1	2:31.466	2:30	
32	17:26:07.755	Three Sixty Racing Team	AND	Fernando Fortes	BRA			Porsche 911 GT3 Cup gen 2	AM	44:39.476	1	2:28.818	2:30	-1.182
27	17:28:55.175	Three Sixty Racing Team	AND	Marcio Mauro	BRA			Porsche 911 GT3 Cup gen 2	AM	47:26.896	1	2:30.241	2:30	

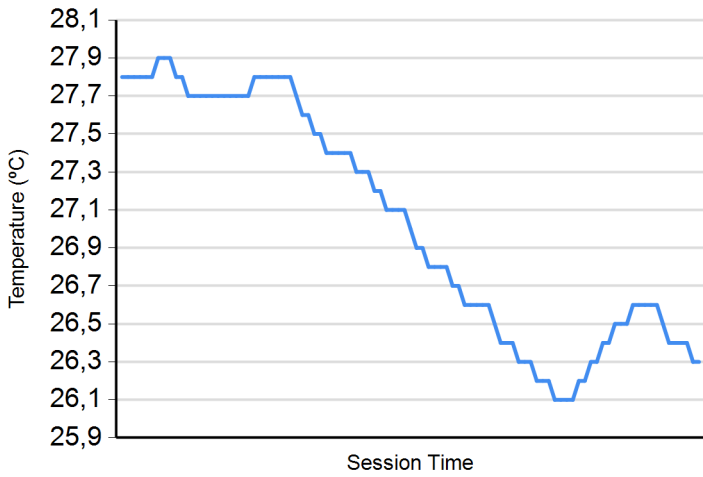




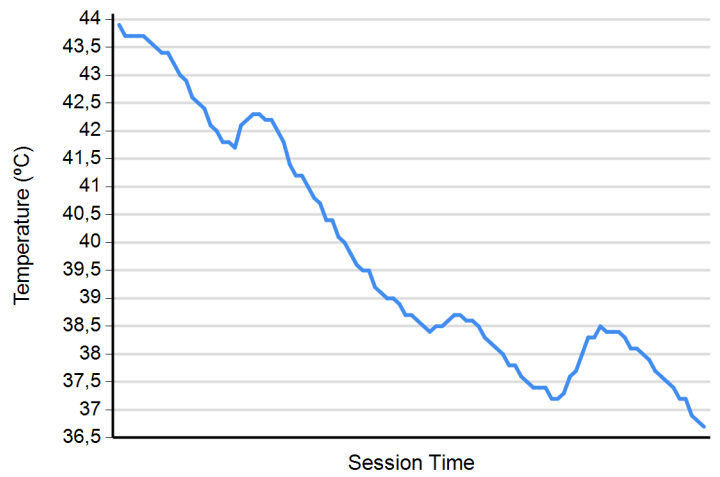
Spa Francorchamps
GT Cup Open Europe
Race - 1
Weather Report



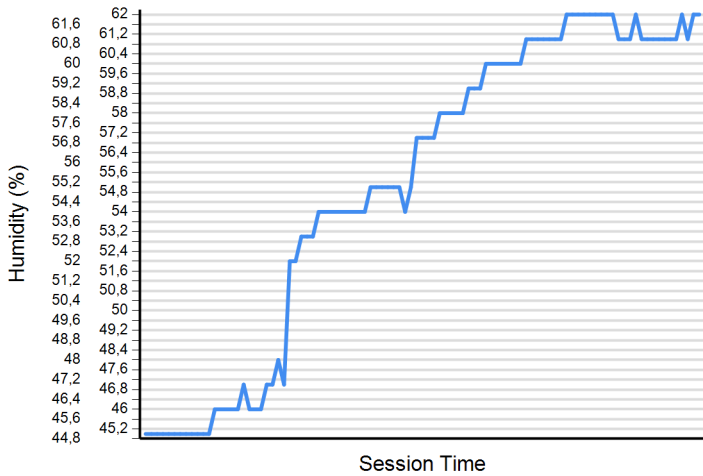
Air Temperature



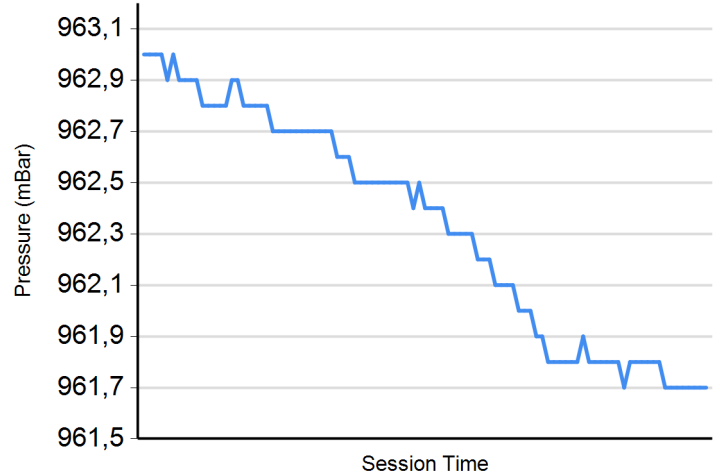
Track Temperature



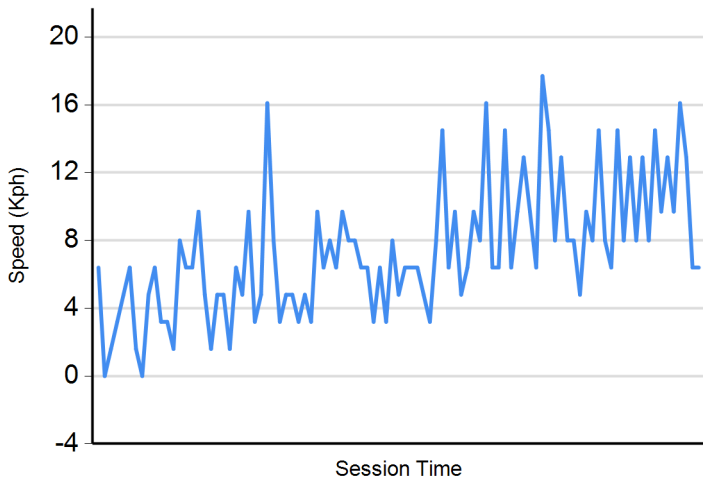
Humidity



Pressure



Wind Speed



Wind direction

