

**Spa Francorchamps**  
**GT Cup Open Europe**  
**Qualifying - 1 Driver - 1**



**Provisional Results**

Cls	Nº	Entrant/Team	Nat	Driver 1	Nat	Driver 2	Nat	Vehicle	Cat	Cls	Laps	Best	Time	Gap	Interval	Km/h
1	24	A&P Racing Team PTT Tech Support		Maciej Blazek		<u>Mateusz Lisowski</u>		Porsche 991 GT3 Cup gen 2	PROAM	1	6	5	2:25.137			173.7
2	26	Q1 by EMG Motorsport		Maciej Darmetko		<u>Artur Janosz</u>		Porsche 911 GT3 Cup gen 2	PROAM	2	7	6	2:25.483	0.346	0.346	173.3
3	54	Q1 by EMG Motorsport		<u>Jan Laurysen</u>		Bas Schouten		Porsche 992 GT3 Cup	PROAM	3	6	3	2:26.454	1.317	0.971	172.1
4	32	Three Sixty Racing Team		Fernando Fortes				Porsche 911 GT3 Cup gen 2	AM	1	7	4	2:27.932	2.795	1.478	170.4
5	50	Q1 by EMG Motorsport		<u>Filip Teunkens</u>		Jaap Van Lagen		Porsche 992 GT3 Cup	PROAM	4	7	4	2:28.510	3.373	0.578	169.7
6	53	Q1 by EMG Motorsport		<u>Nicolas Vandierendonck</u>		Dirk Schouten		Porsche 992 GT3 Cup	AM	2	11	4	2:29.959	4.822	1.449	168.1
7	100	Alda Motorsport		<u>Jakub Dwernicki</u>		Jan Antoszewski		Porsche 911 GT3 Cup gen 2	PROAM	5	7	3	2:31.862	6.725	1.903	166.0
8	27	Three Sixty Racing Team		Marcio Mauro				Porsche 911 GT3 Cup gen 2	AM	3	8	2	2:31.876	6.739	0.014	166.0
9	44	Eugenio Pisani		Eugenio Pisani		<u>Stefano Bozzoni</u>		Porsche 911 GT3 Cup gen 1	PROAM	6	11	7	2:37.124	11.987	5.248	160.4

Published at:.....

Track Temp: 37.9 °C Air Temp: 24.1 °C Humidity: 58 % Track Status: DRY

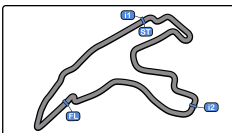
Stewards:

Race Director:

Timekeeper: Luis Angel Garcia Nuñez

JOB/I-0020-ESP





Spa Francorchamps  
 GT Cup Open Europe  
 Qualifying - 1 Driver - 1  
 Provisional Results by Category



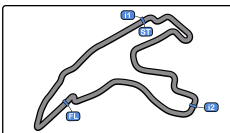
Cls	Nº	Entrant/Team	Nat	Driver 1	Nat	Driver 2	Nat	Vehicle	Cat	Cls	Laps	Best	Time	Gap	Interval	Km/h
<b>PROAM</b>																
1	24	A&P Racing Team PTT Tech Support	POL	Maciej Blazek	POL	<u>Mateusz Lisowski</u>	POL	Porsche 991 GT3 Cup gen 2	PROAM	1	6	5	2:25.137			173.7
2	26	Q1 by EMG Motorsport	BEL	Maciej Darmetko	BEL	<u>Artur Janosz</u>	BEL	Porsche 911 GT3 Cup gen 2	PROAM	2	7	6	2:25.483	0.346	0.346	173.3
3	54	Q1 by EMG Motorsport	BEL	<u>Jan Lauryszen</u>	BEL	Bas Schouten	NLD	Porsche 992 GT3 Cup	PROAM	3	6	3	2:26.454	1.317	0.971	172.1
4	50	Q1 by EMG Motorsport	BEL	<u>Filip Teunkens</u>	BEL	Jaap Van Lagen	BEL	Porsche 992 GT3 Cup	PROAM	4	7	4	2:28.510	3.373	2.056	169.7
5	100	Alda Motorsport	POL	<u>Jakub Dwernicki</u>	POL	Jan Antoszewski	POL	Porsche 911 GT3 Cup gen 2	PROAM	5	7	3	2:31.862	6.725	3.352	166.0
6	44	Eugenio Pisani	ITA	Eugenio Pisani	ITA	<u>Stefano Bozzoni</u>	ITA	Porsche 911 GT3 Cup gen 1	PROAM	6	11	7	2:37.124	11.987	5.262	160.4
<b>AM</b>																
1	32	Three Sixty Racing Team	AND	Fernando Fortes	BRA			Porsche 911 GT3 Cup gen 2	AM	1	7	4	2:27.932			170.4
2	53	Q1 by EMG Motorsport	BEL	<u>Nicolas Vandierendonck</u>	BEL	Dirk Schouten	NLD	Porsche 992 GT3 Cup	AM	2	11	4	2:29.959	2.027	2.027	168.1
3	27	Three Sixty Racing Team	AND	Marcio Mauro	BRA			Porsche 911 GT3 Cup gen 2	AM	3	8	2	2:31.876	3.944	1.917	166.0

Published at:.....

Track Temp: 37.9 °C Air Temp: 24.1 °C Humidity: 58 % Track Status: DRY

Stewards:	Race Director:	Timekeeper:  Luis Angel Garcia Nuñez JOB/I-0020-ESP
-----------	----------------	---





**Spa Francorchamps**  
**GT Cup Open Europe**  
**Qualifying - 1 Driver - 1**  
**Provisional Results by Class**



Cls	Nº	Entrant/Team	Nat	Driver 1	Nat	Driver 2	Nat	Vehicle	Cat	Cls	Laps	Best	Time	Gap	Interval	Km/h
<b>GT Open Cup Europe</b>																
1	24	A&P Racing Team PTT Tech Support	POL	Maciej Blazek	POL	<u>Mateusz Lisowski</u>	POL	Porsche 991 GT3 Cup gen 2	PROAM	1	6	5	2:25.137			173.7
2	26	Q1 by EMG Motorsport	BEL	Maciej Darmetko	POL	<u>Artur Janosz</u>	POL	Porsche 911 GT3 Cup gen 2	PROAM	2	7	6	2:25.483	0.346	0.346	173.3
3	54	Q1 by EMG Motorsport	BEL	<u>Jan Laurysen</u>	BEL	Bas Schouten	NLD	Porsche 992 GT3 Cup	PROAM	3	6	3	2:26.454	1.317	0.971	172.1
4	32	Three Sixty Racing Team	BRA	Fernando Fortes	BRA			Porsche 911 GT3 Cup gen 2	AM	1	7	4	2:27.932	2.795	1.478	170.4
5	50	Q1 by EMG Motorsport	BEL	<u>Filip Teunkens</u>	BEL	Jaap Van Lagen	BEL	Porsche 992 GT3 Cup	PROAM	4	7	4	2:28.510	3.373	0.578	169.7
6	53	Q1 by EMG Motorsport	BEL	<u>Nicolas Vandierendonck</u>	BEL	Dirk Schouten	NLD	Porsche 992 GT3 Cup	AM	2	11	4	2:29.959	4.822	1.449	168.1
7	100	Alda Motorsport	POL	<u>Jakub Dwernicki</u>	POL	Jan Antoszewski	POL	Porsche 911 GT3 Cup gen 2	PROAM	5	7	3	2:31.862	6.725	1.903	166.0
8	27	Three Sixty Racing Team	BRA	Marcio Mauro	BRA			Porsche 911 GT3 Cup gen 2	AM	3	8	2	2:31.876	6.739	0.014	166.0
9	44	Eugenio Pisani	ITA	Eugenio Pisani	ITA	<u>Stefano Bozzoni</u>	ITA	Porsche 911 GT3 Cup gen 1	PROAM	6	11	7	2:37.124	11.987	5.248	160.4

Published at:.....

Track Temp: 37.9 °C Air Temp: 24.1 °C Humidity: 58 % Track Status: DRY

Stewards:

Race Director:

Timekeeper:  Luis Angel Garcia Nuñez

JOB/I-0020-ESP



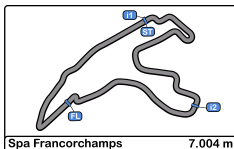


Spa Francorchamps  
GT Cup Open Europe  
Qualifying - 1 Driver - 1  
Lap Analysis



24							50														
PROAM			Maciej Blazek				A&P Racing Team PTT Tech			PROAM			Filip Teunkens								
Mateusz Lisowski										Jaap Van Lagen			Q1 by EMG Motorsport								
Lap	D	Time	Sector 1	Sector 2	Sector 3	T. Spd	Elapsed	Lap	D	Time	Sector 1	Sector 2	Sector 3	T. Spd	Elapsed						
1	2	11:28:24.274	11:26:23.214	1:15.872	45.188	219.9	11:28:24.274	1	1	11:18:18.276	11:16:15.690	1:18.326	44.260	158.3	11:18:18.276						
2	2	<del>2:26.680</del>	41.803	1:07.716	37.161	248.8	11:30:50.954	2	1	2:33.328	44.661	1:09.921	38.746	243.7	11:20:51.604						
3	2	2:26.159	41.439	1:07.107	37.613	251.1	11:33:17.113	3	1	2:29.668	42.589	1:09.059	38.020	246.0	11:23:21.272						
4	2	2:44.337	44.834	1:14.052	45.451	206.1	11:36:01.450	4	1	<b>2:28.510</b>	42.257	<b>1:08.356</b>	<b>37.897</b>	248.8	11:25:49.782						
5	2	<b>2:25.137</b>	<b>41.261</b>	<b>1:06.813</b>	<b>37.063</b>	252.9	11:38:26.587	5	1	2:29.479	<b>41.656</b>	1:09.398	38.425	247.1	11:28:19.261						
6	2	2:54.730 P	43.673	1:16.866	54.191	207.2	11:41:21.317	6	1	2:29.360	42.139	1:09.242	37.979	247.1	11:30:48.621						
26							53														
PROAM			Maciej Darmetko				Q1 by EMG Motorsport			AM			Nicolas Vandierendonck								
Artur Janosz										Dirk Schouten			Q1 by EMG Motorsport								
Lap	D	Time	Sector 1	Sector 2	Sector 3	T. Spd	Elapsed	Lap	D	Time	Sector 1	Sector 2	Sector 3	T. Spd	Elapsed						
1	2	11:21:05.380	11:19:11.076	1:15.006	39.298	203.3	11:21:05.380	1	1	11:18:09.180	11:16:08.610	1:18.471	42.099	157.8	11:18:09.180						
2	2	<del>2:28.809</del>	41.583	1:09.090	37.913	253.5	11:23:33.966	2	1	2:32.184	43.416	1:09.813	38.955	242.1	11:20:41.364						
3	2	2:36.935 P	41.521	1:08.674	38.614	252.9	11:26:02.775	3	1	2:30.313	42.792	1:08.776	38.745	243.7	11:23:11.677						
4	2	2:36.935 P	41.309	1:08.769	46.857	254.7	11:28:39.710	4	1	<b>2:29.959</b>	42.607	1:08.745	38.607	244.8	11:25:41.636						
5	2	6:10.074	4:20.779	1:10.930	38.365	215.5	11:34:49.784	5	1	2:45.121 P	43.804	1:11.210	50.107	243.2	11:28:26.757						
6	2	<b>2:25.483</b>	<b>41.291</b>	<b>1:07.071</b>	<b>37.121</b>	252.3	11:37:15.267	6	1	4:43.058	2:49.448	1:13.797	39.813	230.7	11:33:09.815						
7	2	3:20.195 P	55.662	1:26.331	58.202	157.2	11:40:35.462	7	1	2:30.051	42.616	<b>1:08.683</b>	38.752	244.3	11:35:39.866						
27							54														
AM			Marcio Mauro				Three Sixty Racing Team			PROAM			Jan Laurysse								
										Bas Schouten			Q1 by EMG Motorsport								
Lap	D	Time	Sector 1	Sector 2	Sector 3	T. Spd	Elapsed	Lap	D	Time	Sector 1	Sector 2	Sector 3	T. Spd	Elapsed						
1	1	11:19:12.845	11:17:16.464	1:16.921	39.460	190.4	11:19:12.845	1	1	11:18:35.684	11:16:38.728	1:16.959	39.997	169.5	11:18:35.684						
2	1	<b>2:31.876</b>	42.375	<b>1:10.978</b>	<b>38.523</b>	247.7	11:21:44.721	2	1	2:34.416	42.990	1:10.538	40.888	243.2	11:21:10.100						
3	1	2:36.294	43.940	1:11.988	40.366	249.4	11:24:21.015	3	1	<b>2:26.454</b>	41.820	<b>1:07.146</b>	<b>37.488</b>	248.8	11:23:36.554						
4	1	2:34.338	42.396	1:13.314	38.628	247.1	11:26:55.353	4	1	2:28.195	<b>41.447</b>	1:08.115	38.633	250.5	11:26:04.749						
5	1	<del>2:33.767</del>	42.316	1:12.350	39.101	224.0	11:29:29.120	5	1	2:26.651	41.617	1:07.312	37.722	249.4	11:28:31.400						
6	1	2:37.759	43.303	1:15.841	38.615	232.2	11:32:06.879	6	1	2:48.638 P	44.068	1:14.476	50.094	216.0	11:31:20.038						
7	1	2:46.659 P	<b>42.266</b>	1:11.477	52.916	244.3	11:34:53.538	32							100						
8	1	6:09.339 P	3:38.124	1:24.767	1:06.448	241.0	11:41:02.877	AM			Fernando Fortes				PROAM			Jakub Dwernicki			
														Jan Antoszewski			Alda Motorsport				
Lap	D	Time	Sector 1	Sector 2	Sector 3	T. Spd	Elapsed	Lap	D	Time	Sector 1	Sector 2	Sector 3	T. Spd	Elapsed						
1	1	11:18:59.914	11:17:02.533	1:16.098	41.283	204.9	11:18:59.914	1	1	11:17:57.856	11:15:59.287	1:15.787	42.782	207.6	11:17:57.856						
2	1	2:29.600	42.283	1:09.221	38.096	259.9	11:21:29.514	2	1	2:31.902	42.974	1:10.490	<b>38.438</b>	242.6	11:20:29.758						
3	1	2:27.971	41.727	<b>1:08.135</b>	38.109	258.3	11:23:57.485	3	1	<b>2:31.862</b>	42.848	<b>1:10.376</b>	38.638	245.4	11:23:01.620						
4	1	<b>2:27.932</b>	41.338	1:08.544	<b>38.050</b>	257.7	11:26:25.417	4	1	<del>2:45.678</del>	<b>42.722</b>	1:10.475	52.481	246.0	11:25:47.298						
5	1	3:25.707 P	1:00.441	1:31.349	53.917	105.7	11:29:51.124	5	1	2:47.997 P	43.512	1:12.100	52.385	244.8	11:28:35.295						
6	1	7:22.279	5:26.438	1:16.840	39.001	217.7	11:37:13.403	6	1	6:20.065	4:14.666	1:19.983	45.416	193.2	11:34:55.360						
7	1	2:56.641 P	<b>41.283</b>	1:11.532	1:03.826	258.3	11:40:10.044	7	1	3:02.483 P	47.454	1:20.810	54.219	187.8	11:37:57.843						
44							100														
PROAM			Eugenio Pisani				Eugenio Pisani			PROAM			Jakub Dwernicki								
Stefano Bozzoni										Jan Antoszewski			Alda Motorsport								
Lap	D	Time	Sector 1	Sector 2	Sector 3	T. Spd	Elapsed	Lap	D	Time	Sector 1	Sector 2	Sector 3	T. Spd	Elapsed						
1	1	11:20:04.610	11:17:54.486	1:26.155	43.969	168.4	11:20:04.610	1	1	11:17:57.856	11:15:59.287	1:15.787	42.782	207.6	11:17:57.856						
2	2	2:52.786	56.713	1:15.630	40.443	214.2	11:22:57.396	2	1	2:31.902	42.974	1:10.490	<b>38.438</b>	242.6	11:20:29.758						
3	2	2:38.915	44.194	1:14.372	40.349	236.8	11:25:36.311	3	1	<b>2:31.862</b>	42.848	<b>1:10.376</b>	38.638	245.4	11:23:01.620						
4	2	2:41.676	44.999	1:14.668	42.009	231.2	11:28:17.987	4	1	<del>2:45.678</del>	<b>42.722</b>	1:10.475	52.481	246.0	11:25:47.298						
5	2	2:45.316	51.645	1:13.339	40.332	235.2	11:31:03.303	5	1	2:47.997 P	43.512	1:12.100	52.385	244.8	11:28:35.295						
6	2	2:38.386	44.156	1:13.661	40.569	233.7	11:33:41.689	6	1	6:20.065	4:14.666	1:19.983	45.416	193.2	11:34:55.360						
7	2	<b>2:37.124</b>	44.027	<b>1:12.770</b>	<b>40.327</b>	243.2	11:36:18.813	7	1	3:02.483 P	47.454	1:20.810	54.219	187.8	11:37:57.843						
8	2	2:38.171	43.598	1:13.336	41.237	232.2	11:38:56.984	44							100						
9	2	3:25.744 P	1:09.060	1:21.030	55.654	180.3	11:42:22.728	PROAM			Eugenio Pisani				PROAM			Jakub Dwernicki			
10	2	5:28.138	3:33.867	1:13.923	40.348	238.9	11:47:50.866	Stefano Bozzoni							Jan Antoszewski			Alda Motorsport			
11	2	2:39.626	45.324	1:13.478	40.824	225.4	11:50:30.492														





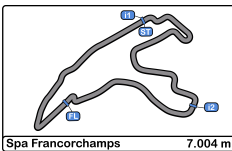
Spa Francorchamps  
GT Cup Open Europe  
Qualifying - 1 Driver - 1



Best Sectors Results

Sector - 1				Sector - 2				Sector - 3				Ideal Lap vs Best Lap				
Clas	Nº	Driver	Time	Nº	Driver	Time	Nº	Driver	Time	Clas	Nº	Driver	Ideal Lap	Best Lap	Clas	
1	24	Mateusz Lisowski	41.261	24	Mateusz Lisowski	1:06.813	24	Mateusz Lisowski	37.063	1	24	Mateusz Lisowski	2:25.137	2:25.137	1	
2	32	Fernando Fortes	41.283	26	Artur Janosz	1:07.071	26	Artur Janosz	37.121	2	26	Artur Janosz	2:25.483	2:25.483	2	
3	26	Artur Janosz	41.291	54	Jan Lauryszen	1:07.146	54	Jan Lauryszen	37.488	3	54	Jan Lauryszen	2:26.081	2:26.454	3	
4	54	Jan Lauryszen	41.447	32	Fernando Fortes	1:08.135	50	Filip Teunkens	37.897	4	32	Fernando Fortes	2:27.468	2:27.932	4	
5	50	Filip Teunkens	41.656	50	Filip Teunkens	1:08.356	32	Fernando Fortes	38.050	5	50	Filip Teunkens	2:27.909	2:28.510	5	
6	27	Marcio Mauro	42.266	53	Nicolas Vandierendonck	1:08.683	100	Jakub Dwernicki	38.438	6	53	Nicolas Vandierendonck	2:29.864	2:29.959	6	
7	53	Nicolas Vandierendonck	42.595	100	Jakub Dwernicki	1:10.376	27	Marcio Mauro	38.523	7	100	Jakub Dwernicki	2:31.536	2:31.862	7	
8	100	Jakub Dwernicki	42.722	27	Marcio Mauro	1:10.978	53	Nicolas Vandierendonck	38.586	8	27	Marcio Mauro	2:31.767	2:31.876	8	
9	44	Stefano Bozzoni	43.590	44	Stefano Bozzoni	1:12.770	44	Stefano Bozzoni	40.327	9	44	Stefano Bozzoni	2:36.687	2:37.124	9	



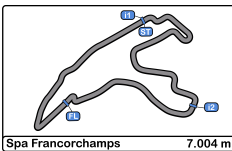


Spa Francorchamps  
 GT Cup Open Europe  
 Qualifying - 1 Driver - 1  
 Best 5 Lap Times



Cl	N°	Entrant/Team	Nat	Driver 1	Nat	Driver 2	Nat	Vehicle	Cat	Cl	Best 1		Best 2		Best 3		Best 4		Best 5	
											Time	Lap	Time	Lap	Time	Lap	Time	Lap	Time	Lap
1	24	A&P Racing Team PTT Tech Support	POL	Maciej Blazek	POL	<u>Mateusz Lisowski</u>	POL	Porsche 991 GT3 Cup gen 2	PROAM	1	2:25.137	5	2:26.159	3	2:44.337	4				
2	26	Q1 by EMG Motorsport	BEL	Maciej Darmetko	POL	<u>Artur Janosz</u>	POL	Porsche 911 GT3 Cup gen 2	PROAM	2	2:25.483	6	2:28.586	2	2:36.935	4	6:10.074	5		
3	54	Q1 by EMG Motorsport	BEL	<u>Jan Lauryszen</u>	BEL	Bas Schouten	NLD	Porsche 992 GT3 Cup	PROAM	3	2:26.454	3	2:26.651	5	2:28.195	4	2:34.416	2	2:48.638	6
4	32	Three Sixty Racing Team	AND	Fernando Fortes	BRA			Porsche 911 GT3 Cup gen 2	AM	1	2:27.932	4	2:27.971	3	2:29.600	2	3:25.707	5	7:22.279	6
5	50	Q1 by EMG Motorsport	BEL	<u>Filip Teunkens</u>	BEL	Jaap Van Lagen	BEL	Porsche 992 GT3 Cup	PROAM	4	2:28.510	4	2:29.360	6	2:29.479	5	2:29.668	3	2:33.328	2
6	53	Q1 by EMG Motorsport	BEL	<u>Nicolas Vandierendonck</u>	BEL	Dirk Schouten	NLD	Porsche 992 GT3 Cup	AM	2	2:29.959	4	2:30.051	7	2:30.313	3	2:30.388	8	2:32.184	2
7	100	Alda Motorsport	POL	<u>Jakub Dwernicki</u>	POL	Jan Antoszewski	POL	Porsche 911 GT3 Cup gen 2	PROAM	5	2:31.862	3	2:31.902	2	2:47.997	5	3:02.483	7	6:20.065	6
8	27	Three Sixty Racing Team	AND	Marcio Mauro	BRA			Porsche 911 GT3 Cup gen 2	AM	3	2:31.876	2	2:34.338	4	2:36.294	3	2:37.759	6	2:46.659	7
9	44	Eugenio Pisani	ITA	Eugenio Pisani	ITA	<u>Stefano Bozzoni</u>	ITA	Porsche 911 GT3 Cup gen 1	PROAM	6	2:37.124	7	2:38.386	6	2:38.915	3	2:39.626	11	2:41.676	4





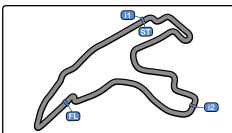
Spa Francorchamps  
GT Cup Open Europe  
Qualifying - 1 Driver - 1  
Best 5 Top Speeds



Spa Francorchamps 7.004 m

Cl	N°	Entrant/Team	Nat	Driver 1	Nat	Driver 2	Nat	Vehicle	Cat	Cl	Top 1		Top 2		Top 3		Top 4		Top 5		Avg
											Km/h	Lap	Km/h	Lap	Km/h	Lap	Km/h	Lap	Km/h	Lap	
1	32	Three Sixty Racing Team	ESP	Fernando Fortes	BRA			Porsche 911 GT3 Cup gen 2	AM	1	258.3	3	258.3	7	257.7	4	255.9	2	217.7	6	249.6
2	26	Q1 by EMG Motorsport	BEL	Maciej Darmetko	POL	<u>Artur Janosz</u>	POL	Porsche 911 GT3 Cup gen 2	PROAM	1	254.7	4	253.5	2	252.9	3	252.3	6	215.5	5	245.8
3	24	A&P Racing Team PTT Tech Support	POL	Maciej Blazek	POL	<u>Mateusz Lisowski</u>	POL	Porsche 991 GT3 Cup gen 2	PROAM	2	252.9	5	251.1	3	248.8	2	219.9	1	207.2	6	236.0
4	54	Q1 by EMG Motorsport	BEL	<u>Jan Laurysen</u>	BEL	Bas Schouten	NLD	Porsche 992 GT3 Cup	PROAM	3	250.5	4	249.4	5	248.8	3	243.2	2	216.0	6	241.6
5	27	Three Sixty Racing Team	AND	Marcio Mauro	BRA			Porsche 911 GT3 Cup gen 2	AM	2	249.4	3	247.7	2	247.1	4	244.3	7	241.0	8	245.9
6	50	Q1 by EMG Motorsport	BEL	<u>Filip Teunkens</u>	BEL	Jaap Van Lagen	BEL	Porsche 992 GT3 Cup	PROAM	4	248.8	4	247.7	7	247.1	5	247.1	6	246.0	3	247.3
7	100	Alda Motorsport	POL	<u>Jakub Dwernicki</u>	POL	Jan Antoszewski	POL	Porsche 911 GT3 Cup gen 2	PROAM	5	246.0	4	245.4	3	244.8	5	242.6	2	207.6	1	237.3
8	53	Q1 by EMG Motorsport	BEL	<u>Nicolas Vandierendonck</u>	BEL	Dirk Schouten	NLD	Porsche 992 GT3 Cup	AM	3	244.8	4	244.8	8	244.3	7	244.3	9	243.7	3	244.4
9	44	Eugenio Pisani	ITA	Eugenio Pisani	ITA	<u>Stefano Bozzoni</u>	ITA	Porsche 911 GT3 Cup gen 1	PROAM	6	243.2	7	238.9	10	236.8	3	235.2	5	233.7	6	237.6





Spa Francorchamps  
 GT Cup Open Europe  
 Qualifying - 1 Driver - 1  
 Fastest Laps Sequence

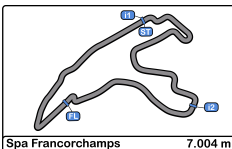
Spa Francorchamps 7.004 m.



Lap	Time of Day	Session Time	N°	Entrant/Team	Nat	Driver 1	Nat	Driver 2	Nat	Vehicle	Cat	Time	Km/h
2	11:20:29.758	5:29.758	100	Alda Motorsport		<b>Jakub Dwernicki</b>		Jan Antoszewski		Porsche 911 GT3 Cup gen 2	PROAM	<b>2:31.902</b>	165.9
2	11:21:29.514	6:29.514	32	Three Sixty Racing Team		Fernando Fortes				Porsche 911 GT3 Cup gen 2	AM	<b>2:29.600</b>	168.5
2	11:23:33.966	8:33.966	26	Q1 by EMG Motorsport		Maciej Darmetko		<b>Artur Janosz</b>		Porsche 911 GT3 Cup gen 2	PROAM	<b>2:28.586</b>	169.6
3	11:23:36.554	8:36.554	54	Q1 by EMG Motorsport		<b>Jan Lauryszen</b>		Bas Schouten		Porsche 992 GT3 Cup	PROAM	<b>2:26.454</b>	172.1
3	11:33:17.113	18:17.113	24	A&P Racing Team PTT Tech Support		Maciej Blazek		<b>Mateusz Lisowski</b>		Porsche 991 GT3 Cup gen 2	PROAM	<b>2:26.159</b>	172.5
6	11:37:15.267	22:15.267	26	Q1 by EMG Motorsport		Maciej Darmetko		<b>Artur Janosz</b>		Porsche 911 GT3 Cup gen 2	PROAM	<b>2:25.483</b>	173.3
5	11:38:26.587	23:26.587	24	A&P Racing Team PTT Tech Support		Maciej Blazek		<b>Mateusz Lisowski</b>		Porsche 991 GT3 Cup gen 2	PROAM	<b>2:25.137</b>	173.7







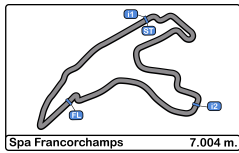
**Spa Francorchamps**  
**GT Cup Open Europe**  
**Qualifying - 1 Driver - 1**



**Event Best Maximum Speed**

Nº	Entrant/Team	Nat	Driver 1	Nat	Driver 2	Nat	Vehicle	Cat	Km/h	Session
32	Three Sixty Racing Team	AND	Fernando Fortes	BRA			Porsche 911 GT3 Cup gen 2	AM	258.3	Qualifying - 1 Driver - 1
44	Eugenio Pisani	ITA	Eugenio Pisani	ITA	Stefano Bozzoni	ITA	Porsche 911 GT3 Cup gen 1	PROAM	257.1	Free Practice - 1
26	Q1 by EMG Motorsport	BEL	Maciej Darmetko	POL	Artur Janosz	POL	Porsche 911 GT3 Cup gen 2	PROAM	254.7	Qualifying - 1 Driver - 1
24	A&P Racing Team PTT Tech Support	POL	Maciej Blazek	POL	Mateusz Lisowski	POL	Porsche 991 GT3 Cup gen 2	PROAM	252.9	Qualifying - 1 Driver - 1
54	Q1 by EMG Motorsport	BEL	Jan Lauryszen	BEL	Bas Schouten	NLD	Porsche 992 GT3 Cup	PROAM	250.5	Qualifying - 1 Driver - 1
50	Q1 by EMG Motorsport	BEL	Filip Teunkens	BEL	Jaap Van Lagen	BEL	Porsche 992 GT3 Cup	PROAM	250.0	Free Practice - 1
100	Alda Motorsport	POL	Jakub Dwernicki	POL	Jan Antoszewski	POL	Porsche 911 GT3 Cup gen 2	PROAM	249.4	Free Practice - 1
27	Three Sixty Racing Team	AND	Marcio Mauro	BRA			Porsche 911 GT3 Cup gen 2	AM	249.4	Qualifying - 1 Driver - 1
53	Q1 by EMG Motorsport	BEL	Nicolas Vandierendonck	BEL	Dirk Schouten	NLD	Porsche 992 GT3 Cup	AM	248.2	Free Practice - 1
126	Three Sixty Racing Team	AND	Albert Estragués	ESP			Transam Euro Ford Mustang 2018	AM	243.2	Free Practice - 2





**Spa Francorchamps**  
**GT Cup Open Europe**  
**Qualifying - 1 Driver - 1**  
**Pit Stop Analysis**



**26** Maciej Darmetko Porsche 911 GT3 Cup gen 2  
 PROAM Artur Janosz Q1 by EMG Motorsport

N°	In Day Time	In Time	Out Time	Pit Time	T. Pit Time	Handicap	Penalty
1	11:28:34.257	11:28:34.257	11:32:17.935	3:43.678	3:43.678		

**27** Marcio Mauro Porsche 911 GT3 Cup gen 2  
 AM Three Sixty Racing Team

N°	In Day Time	In Time	Out Time	Pit Time	T. Pit Time	Handicap	Penalty
1	11:34:48.115	11:34:48.115	11:37:47.478	2:59.363	2:59.363		

**32** Fernando Fortes Porsche 911 GT3 Cup gen 2  
 AM Three Sixty Racing Team

N°	In Day Time	In Time	Out Time	Pit Time	T. Pit Time	Handicap	Penalty
1	11:29:45.821	11:29:45.821	11:34:38.407	4:52.586	4:52.586		

**44** Eugenio Pisani Porsche 911 GT3 Cup gen 1  
 PROAM Stefano Bozzoni Eugenio Pisani

N°	In Day Time	In Time	Out Time	Pit Time	T. Pit Time	Handicap	Penalty
1	11:42:17.983	11:42:17.983	11:45:17.094	2:59.111	2:59.111		

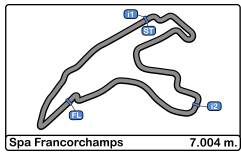
**53** Nicolas Vandierendonck Porsche 992 GT3 Cup  
 AM Dirk Schouten Q1 by EMG Motorsport

N°	In Day Time	In Time	Out Time	Pit Time	T. Pit Time	Handicap	Penalty
1	11:28:21.333	11:28:21.333	11:30:33.422	2:12.089	2:12.089		
2	11:40:58.976	11:40:58.976	11:43:12.246	2:13.270	4:25.359		

**100** Jakub Dwernicki Porsche 911 GT3 Cup gen 2  
 PROAM Jan Antoszewski Alda Motorsport

N°	In Day Time	In Time	Out Time	Pit Time	T. Pit Time	Handicap	Penalty
1	11:28:29.489	11:28:29.489	11:31:58.391	3:28.902	3:28.902		

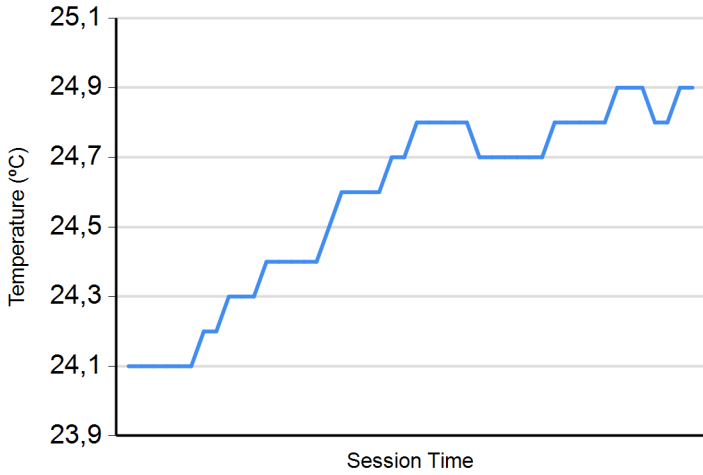




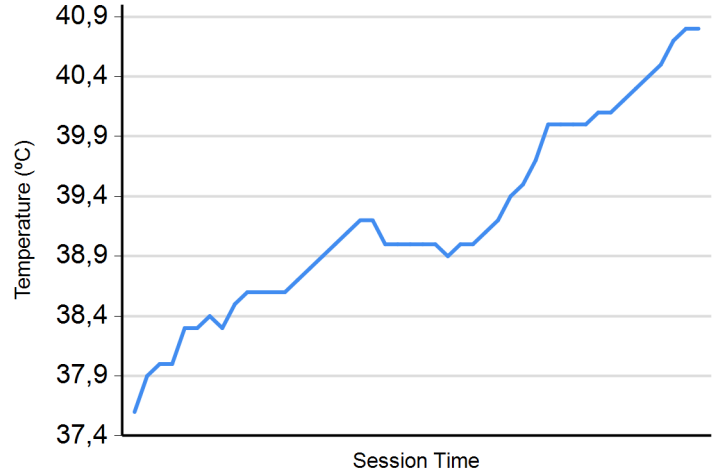
**Spa Francorchamps**  
**GT Cup Open Europe**  
**Qualifying - 1 Driver - 1**  
**Weather Report**



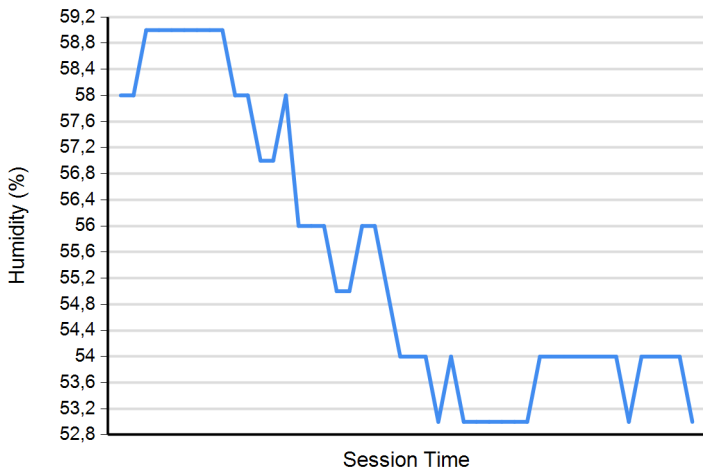
**Air Temperature**



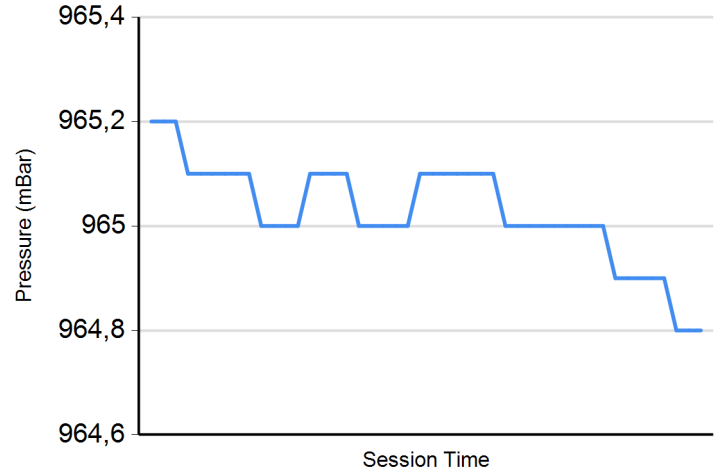
**Track Temperature**



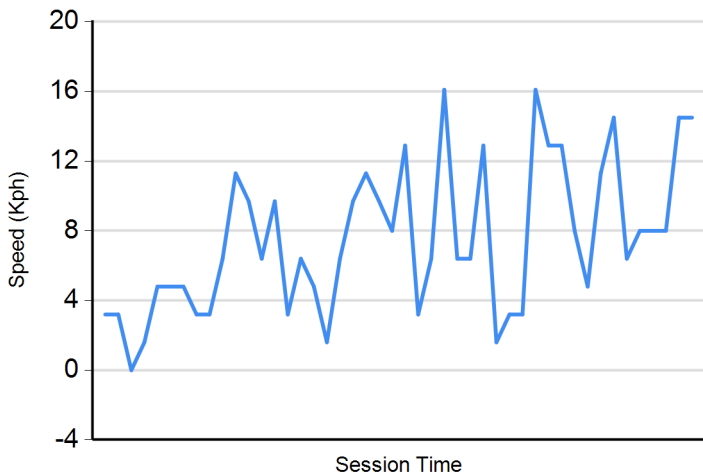
**Humidity**



**Pressure**



**Wind Speed**



**Wind direction**

