

Spa Francorchamps
Euroformula Open
Race - 3
Provisional Results



Clas	Nº	Driver	Nat	Cat	Clas	Team	Nat	Vehicle	Laps	Total Time	Gap	Interval	Km/h	Best	Time	Km/h
1	27	Louis Foster				CryptoTower Racing Team		Dallara F320 Spiess	15	35:04.063			179.7	8	2:11.418	191.8
2	28	Cameron Das				Team Motopark		Dallara F320 Spiess	15	35:04.662	0.599	0.599	179.7	5	2:12.161	190.7
3	18	Nazim Azman				CryptoTower Racing Team		Dallara F320 Spiess	15	35:05.383	1.320	0.721	179.6	6	2:12.305	190.5
4	88	Filip Kaminiarz				CryptoTower Racing Team		Dallara F320 Spiess	15	35:07.342	3.279	1.959	179.4	4	2:12.373	190.4
5	25	Casper Stevenson		R	1	Van Amersfoort Racing		Dallara F320 HWA	15	35:08.432	4.369	1.090	179.3	3	2:12.354	190.5
6	31	Christian Mansell		R	2	Carlin		Dallara F320 Spiess	15	35:08.756	4.693	0.324	179.3	6	2:12.689	190.0
7	34	Enzo Trulli		R	3	Drivex School		Dallara F320 HWA	15	35:09.158	5.095	0.402	179.3	10	2:13.178	189.3
8	21	Josh Mason				Double R Racing		Dallara F320 HWA	15	35:09.651	5.588	0.493	179.2	5	2:13.050	189.5
9	35	Enzo Scionti		R	4	Drivex School		Dallara F320 HWA	15	35:12.028	7.965	2.377	179.0	9	2:14.609	187.3
10	77	Vivien Keszthelyi				Team Motopark		Dallara F320 Spiess	15	35:12.307	8.244	0.279	179.0	5	2:14.752	187.1
11	40	Matthias Lüthen				Team Motopark		Dallara F320 Spiess	15	35:12.837	8.774	0.530	179.0	9	2:13.990	188.1
Not classified: (Requirements: 75% of number laps of leader = 12 Laps)																
	66	Zdenek Chovanec		R	5	Double R Racing		Dallara F320 HWA	10	22:43.288	5 Laps	5 Laps	184.9	10	2:14.290	187.7

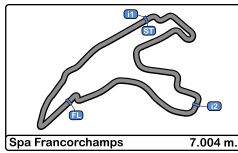
Fastest lap Louis Foster in 2:11.418 at 191.8 Km/h in lap 8

Published at:.....

Track Temp: 37.1 °C Air Temp: 23.4 °C Humidity: 52 % Track Status: DRY

Stewards:	Race Director:	Timekeeper: Luis Angel Garcia Nunez JOB/I-0020-ESP
------------------	-----------------------	---





Spa Francorchamps
Euroformula Open
Race - 3



Provisional Results by Category

Clas	Nº	Driver	Nat	Cat	Clas	Team	Nat	Vehicle	Laps	Total Time	Gap	Interval	Km/h	Best	Time	Km/h
1	27	Louis Foster				CryptoTower Racing Team		Dallara F320 Spiess	15	35:04.063			179.7	8	2:11.418	191.8
2	28	Cameron Das				Team Motopark		Dallara F320 Spiess	15	35:04.662	0.599	0.599	179.7	5	2:12.161	190.7
3	18	Nazim Azman				CryptoTower Racing Team		Dallara F320 Spiess	15	35:05.383	1.320	0.721	179.6	6	2:12.305	190.5
4	88	Filip Kaminiarz				CryptoTower Racing Team		Dallara F320 Spiess	15	35:07.342	3.279	1.959	179.4	4	2:12.373	190.4
5	21	Josh Mason				Double R Racing		Dallara F320 HWA	15	35:09.651	5.588	2.309	179.2	5	2:13.050	189.5
6	77	Vivien Keszthelyi				Team Motopark		Dallara F320 Spiess	15	35:12.307	8.244	2.656	179.0	5	2:14.752	187.1
7	40	Matthias Lüthen				Team Motopark		Dallara F320 Spiess	15	35:12.837	8.774	0.530	179.0	9	2:13.990	188.1

Rookie																
1	25	Casper Stevenson		R	1	Van Amersfoort Racing		Dallara F320 HWA	15	35:08.432			179.3	3	2:12.354	190.5
2	31	Christian Mansell		R	2	Carlin		Dallara F320 Spiess	15	35:08.756	0.324	0.324	179.3	6	2:12.689	190.0
3	34	Enzo Trulli		R	3	Drivex School		Dallara F320 HWA	15	35:09.158	0.726	0.402	179.3	10	2:13.178	189.3
4	35	Enzo Scionti		R	4	Drivex School		Dallara F320 HWA	15	35:12.028	3.596	2.870	179.0	9	2:14.609	187.3

Not classified: (Requirements: 75% of number laps of leader = 12 Laps)

66	Zdenek Chovanec		R	5	Double R Racing		Dallara F320 HWA	10	22:43.288	5 Laps	5 Laps	184.9	10	2:14.290	187.7
----	-----------------	--	---	---	-----------------	--	------------------	----	-----------	--------	--------	-------	----	----------	-------

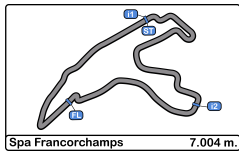
Fastest lap Louis Foster in 2:11.418 at 191.8 Km/h in lap 8

Published at:.....

Track Temp: 37.1 °C Air Temp: 23.4 °C Humidity: 52 % Track Status: DRY

Stewards:	Race Director:	Timekeeper: Luis Angel Garcia Nufez JOB/I-0020-ESP
------------------	-----------------------	---





Spa Francorchamps
Euroformula Open
Race - 3



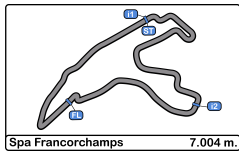
Provisional Classification by Driver Fastest Lap

Clas	Nº	Driver	Nat	Cat	Clas	Team	Nat	Vehicle	Laps	Best	Time	Gap	Interval	Km/h
1	27	Louis Foster		GBR		CryptoTower Racing Team		JPN Dallara F320 Spiess	15	8	2:11.418			191.8
2	28	Cameron Das		USA		Team Motopark		DEU Dallara F320 Spiess	15	5	2:12.161	0.743	0.743	190.7
3	18	Nazim Azman		MYS		CryptoTower Racing Team		JPN Dallara F320 Spiess	15	6	2:12.305	0.887	0.144	190.5
4	25	Casper Stevenson		GBR	R	1 Van Amersfoort Racing		NLD Dallara F320 HWA	15	3	2:12.354	0.936	0.049	190.5
5	88	Filip Kaminiaz		POL		CryptoTower Racing Team		JPN Dallara F320 Spiess	15	4	2:12.373	0.955	0.019	190.4
6	31	Christian Mansell		AUS	R	2 Carlin		GBR Dallara F320 Spiess	15	6	2:12.689	1.271	0.316	190.0
7	21	Josh Mason		GBR		Double R Racing		GBR Dallara F320 HWA	15	5	2:13.050	1.632	0.361	189.5
8	34	Enzo Trulli		ITA	R	3 Drivex School		ESP Dallara F320 HWA	15	10	2:13.178	1.760	0.128	189.3
9	40	Matthias Lüthen		DEU		Team Motopark		DEU Dallara F320 Spiess	15	9	2:13.990	2.572	0.812	188.1
10	66	Zdenek Chovanec		CZE	R	4 Double R Racing		GBR Dallara F320 HWA	10	10	2:14.290	2.872	0.300	187.7
11	35	Enzo Scionti		USA	R	5 Drivex School		ESP Dallara F320 HWA	15	9	2:14.609	3.191	0.319	187.3
12	77	Vivien Keszthelyi		HUN		Team Motopark		DEU Dallara F320 Spiess	15	5	2:14.752	3.334	0.143	187.1



CIRCUIT DE SPA
FRANCORCHAMPS





Spa Francorchamps

Euroformula Open

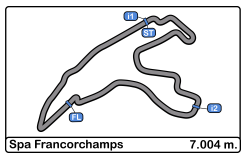
Race - 3

Distance and Speed Average



Clas	Nº	Driver	Nat	Cat	Clas	Team	Nat	Vehicle	Laps	Distance	Total Time	Km/h
1	27	Louis Foster		GBR		CryptoTower Racing Team		Dallara F320 Spiess	15	105.06	35:04.063	179.7
2	28	Cameron Das		USA		Team Motopark		Dallara F320 Spiess	15	105.06	35:04.662	179.7
3	18	Nazim Azman		MYS		CryptoTower Racing Team		Dallara F320 Spiess	15	105.06	35:05.383	179.6
4	88	Filip Kaminiarz		POL		CryptoTower Racing Team		Dallara F320 Spiess	15	105.06	35:07.342	179.4
5	25	Casper Stevenson		GBR	R 1	Van Amersfoort Racing		Dallara F320 HWA	15	105.06	35:08.432	179.3
6	31	Christian Mansell		AUS	R 2	Carlin		Dallara F320 Spiess	15	105.06	35:08.756	179.3
7	34	Enzo Trulli		ITA	R 3	Drivex School		Dallara F320 HWA	15	105.06	35:09.158	179.3
8	21	Josh Mason		GBR		Double R Racing		Dallara F320 HWA	15	105.06	35:09.651	179.2
9	35	Enzo Scionti		USA	R 4	Drivex School		Dallara F320 HWA	15	105.06	35:12.028	179.0
10	77	Vivien Keszthelyi		HUN		Team Motopark		Dallara F320 Spiess	15	105.06	35:12.307	179.0
11	40	Matthias Lüthen		DEU		Team Motopark		Dallara F320 Spiess	15	105.06	35:12.837	179.0
12	66	Zdenek Chovanec		PRT	R 5	Double R Racing		Dallara F320 HWA	10	70.04	22:43.288	184.9





Spa Francorchamps
Euroformula Open
Race - 3
Lap Analysis



18

Nazim Azman

Dallara F320 Spiess **27**

Louis Foster

Dallara F320 Spiess

CryptoTower Racing Team

CryptoTower Racing Team

Lap	D	Time	Sector 1	Sector 2	Sector 3	T. Spd	Elapsed	Lap	D	Time	Sector 1	Sector 2	Sector 3	T. Spd	Elapsed
1		2:17.634	42.235	1:00.388	35.011	247.7	2:17.634	1		2:21.963	47.566	59.570	34.827	243.2	2:21.963
2		2:12.704	39.281	58.606	34.817	250.0	4:30.338	2		2:12.512	38.937	58.940	34.635	250.0	4:34.475
3		2:12.674	39.164	58.686	34.824	252.9	6:43.012	3		2:11.629	39.058	57.831	34.740	250.0	6:46.104
4		2:12.886	39.339	58.445	35.102	247.1	8:55.898	4		2:12.786	38.748	59.228	34.810	255.3	8:58.890
5		2:12.703	39.372	58.182	35.149	248.2	11:08.601	5		2:12.052	38.751	58.619	34.682	256.5	11:10.942
6		2:12.305	39.481	57.754	35.070	246.5	13:20.906	6		2:12.533	38.684	59.191	34.658	258.9	13:23.475
7		2:12.508	39.341	57.971	35.196	247.1	15:33.414	7		2:12.016	38.727	58.711	34.578	255.9	15:35.491
8		2:12.434	39.481	57.988	34.965	245.4	17:45.848	8		2:11.418	38.731	57.875	34.812	252.9	17:46.909
9		2:12.358	39.394	57.931	35.033	246.5	19:58.206	9		2:12.155	39.034	58.167	34.954	252.3	19:59.064
10		2:12.742	39.492	58.016	35.234	244.8	22:10.948	10		2:12.329	38.913	58.484	34.932	251.7	22:11.393
11		2:13.429	39.393	59.145	34.891	244.3	24:24.377	11		2:12.442	38.944	58.463	35.035	248.8	24:23.835
12		2:35.650	41.499	1:12.168	41.983	201.1	27:00.027	12		2:34.797	40.981	1:12.276	41.540	208.0	26:58.632
13		3:37.831	52.865	1:43.063	1:01.903	93.0	30:37.858	13		3:38.759	53.650	1:43.239	1:01.870	107.0	30:37.391
14		2:13.976	39.484	59.518	34.974	248.2	32:51.834	14		2:13.511	39.420	59.183	34.908	246.0	32:50.902
15		2:13.549	39.251	59.339	34.959	247.7	35:05.383	15		2:13.161	38.953	58.964	35.244	245.4	35:04.063

21

Josh Mason

Dallara F320 HWA **28**

Cameron Das

Dallara F320 Spiess

Double R Racing

Team Motopark

Lap	D	Time	Sector 1	Sector 2	Sector 3	T. Spd	Elapsed	Lap	D	Time	Sector 1	Sector 2	Sector 3	T. Spd	Elapsed
1		2:18.254	42.657	1:00.554	35.043	244.3	2:18.254	1		2:16.046	41.982	58.828	35.236	238.9	2:16.046
2		2:13.441	39.297	58.880	35.264	251.1	4:31.695	2		2:12.660	39.644	57.941	35.075	242.1	4:28.706
3		2:13.609	39.369	59.142	35.098	248.2	6:45.304	3		2:12.322	39.502	57.832	34.988	243.2	6:41.028
4		2:14.561	39.281	1:00.294	34.986	250.0	8:59.865	4		2:12.493	39.553	57.892	35.048	243.2	8:53.521
5		2:13.050	39.296	58.604	35.150	251.1	11:12.915	5		2:12.161	39.525	57.600	35.036	243.7	11:05.682
6		2:13.227	39.491	58.516	35.220	248.2	13:26.142	6		2:12.263	39.454	57.673	35.136	244.3	13:17.945
7		2:13.066	39.486	58.422	35.158	247.1	15:39.208	7		2:12.288	39.498	57.761	35.029	243.2	15:30.233
8		2:13.547	39.517	58.873	35.157	247.1	17:52.755	8		2:12.337	39.538	57.819	34.980	243.2	17:42.570
9		2:13.229	39.533	58.538	35.158	247.1	20:05.984	9		2:12.570	39.526	57.993	35.051	243.2	19:55.140
10		2:13.438	39.422	58.675	35.341	246.5	22:19.422	10		2:12.593	39.442	58.077	35.074	243.2	22:07.733
11		2:13.926	39.682	59.025	35.219	245.4	24:33.348	11		2:12.557	39.446	58.067	35.044	243.2	24:20.290
12		2:34.592	41.903	1:10.623	42.066	216.0	27:07.940	12		2:33.083	43.143	1:10.322	39.618	201.1	26:53.373
13		3:31.564	49.261	1:41.548	1:00.755	115.6	30:39.504	13		3:43.333	57.683	1:43.950	1:01.700	106.6	30:36.706
14		2:15.980	39.823	1:00.863	35.294	245.4	32:55.484	14		2:13.662	39.823	58.683	35.156	240.5	32:50.368
15		2:14.167	39.348	59.692	35.127	250.5	35:09.651	15		2:14.294	39.515	59.823	34.956	242.1	35:04.662

25

Casper Stevenson

Dallara F320 HWA **31**

Christian Mansell

Dallara F320 Spiess

Rookie

Van Amersfoort Racing

Rookie

Carlin

Lap	D	Time	Sector 1	Sector 2	Sector 3	T. Spd	Elapsed	Lap	D	Time	Sector 1	Sector 2	Sector 3	T. Spd	Elapsed
1		2:18.749	43.254	1:00.367	35.128	244.8	2:18.749	1		2:16.770	42.105	59.655	35.010	234.2	2:16.770
2		2:13.410	39.106	59.169	35.135	254.7	4:32.159	2		2:12.818	39.327	58.544	34.947	250.0	4:29.588
3		2:12.354	38.903	58.336	35.115	252.9	6:44.513	3		2:13.823	39.475	58.612	35.736	247.7	6:43.411
4		2:12.652	39.273	58.394	34.985	249.4	8:57.165	4		2:13.083	39.142	58.967	34.974	251.1	8:56.494
5		2:12.848	38.811	59.039	34.998	255.3	11:10.013	5		2:12.866	39.308	58.613	34.945	251.1	11:09.360
6		2:12.646	39.065	58.579	35.002	253.5	13:22.659	6		2:12.689	39.170	58.543	34.976	251.7	13:22.049
7		2:13.105	39.008	58.795	35.302	254.7	15:35.764	7		2:12.856	39.152	58.625	35.079	248.8	15:34.905
8		2:13.013	39.237	58.914	34.862	252.3	17:48.777	8		2:12.984	39.419	58.736	34.829	244.8	17:47.889
9		2:12.783	39.168	58.692	34.923	251.7	20:01.560	9		2:12.844	39.194	58.734	34.916	248.8	20:00.733
10		2:13.092	39.075	58.767	35.250	252.3	22:14.652	10		2:13.674	39.220	58.820	35.634	247.7	22:14.407
11		2:14.338	40.572	58.586	35.180	245.4	24:28.990	11		2:15.831	40.921	59.983	34.927	242.1	24:30.238
12		2:35.960	41.284	1:13.646	41.030	240.0	27:04.950	12		2:36.731	41.776	1:13.216	41.739	234.2	27:06.969
13		3:33.341	49.851	1:42.074	1:01.416	125.0	30:38.291	13		3:32.072	49.203	1:42.099	1:00.770	111.8	30:39.041
14		2:14.798	39.576	1:00.066	35.156	246.5	32:53.089	14		2:14.911	39.228	1:00.756	34.927	250.5	32:53.952
15		2:15.343	39.459	1:00.253	35.631	246.0	35:08.432	15		2:14.804	39.053	1:00.217	35.534	251.1	35:08.756





Spa Francorchamps
Euroformula Open
Race - 3
Lap Analysis



34 Enzo Trulli Dallara F320 HWA **66** Zdenek Chovanec Dallara F320 HWA
Rookie Drivex School Rookie Double R Racing

Lap	D	Time	Sector 1	Sector 2	Sector 3	T. Spd	Elapsed	Lap	D	Time	Sector 1	Sector 2	Sector 3	T. Spd	Elapsed
1		2:21.032	44.165	1:01.578	35.289	244.8	2:21.032	1		2:21.496	43.485	1:01.749	36.262	249.4	2:21.496
2		2:14.108	39.152	59.363	35.593	247.7	4:35.140	2		2:14.298	39.498	59.528	35.272	244.3	4:35.794
3		2:13.368	39.050	59.166	35.152	255.3	6:48.508	3		2:19.108	39.572	1:03.833	35.703	247.1	6:54.902
4		2:13.730	39.413	59.240	35.077	249.4	9:02.238	4		2:17.477	40.016	1:01.700	35.761	240.5	9:12.379
5		2:13.342	39.233	59.006	35.103	248.2	11:15.580	5		2:14.842	39.488	59.208	36.146	243.7	11:27.221
6		2:13.462	39.312	59.080	35.070	249.4	13:29.042	6		2:16.018	41.301	59.082	35.635	244.8	13:43.239
7		2:13.221	39.253	58.892	35.076	246.5	15:42.263	7		2:16.152	40.092	1:00.586	35.474	240.5	15:59.391
8		2:13.346	39.178	59.023	35.145	249.4	17:55.609	8		2:14.689	39.545	59.761	35.383	244.8	18:14.080
9		2:13.390	39.452	58.666	35.272	248.8	20:08.999	9		2:14.918	39.660	59.888	35.370	249.4	20:28.998
10		2:13.178	39.208	58.876	35.094	250.5	22:22.177	10		2:14.290	39.471	58.931	35.888	248.2	22:43.288
11		2:13.322	39.344	58.932	35.046	247.7	24:35.499	11			41.198			243.7	
12		2:33.952	41.026	1:10.121	42.805	238.9	27:09.451	77							
13		3:30.399	49.459	1:40.627	1:00.313	117.6	30:39.850								
14		2:14.952	39.442	1:00.476	35.034	247.1	32:54.802								
15		2:14.356	38.995	59.995	35.366	254.1	35:09.158								

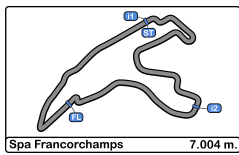
35 Enzo Scionti Dallara F320 HWA
Rookie Drivex School

Lap	D	Time	Sector 1	Sector 2	Sector 3	T. Spd	Elapsed	Lap	D	Time	Sector 1	Sector 2	Sector 3	T. Spd	Elapsed
1		2:23.755	47.749	1:00.720	35.286	250.0	2:23.755	1		2:22.895	44.222	1:02.724	35.949	246.5	2:22.895
2		2:14.943	39.724	59.765	35.454	248.8	4:38.698	2		2:15.609	39.697	1:00.074	35.838	247.7	4:38.504
3		2:16.641	39.967	1:01.264	35.410	245.4	6:55.339	3		2:17.559	40.165	1:01.735	35.659	242.6	6:56.063
4		2:16.394	39.517	1:01.306	35.571	245.4	9:11.733	4		2:16.548	39.170	1:01.719	35.659	254.1	9:12.611
5		2:16.334	40.207	1:00.825	35.302	242.1	11:28.067	5		2:14.752	39.272	59.962	35.518	250.0	11:27.363
6		2:17.435	40.580	1:01.622	35.233	233.7	13:45.502	6		2:16.606	41.168	1:00.185	35.253	242.6	13:43.969
7		2:14.847	39.092	1:00.449	35.306	246.5	16:00.349	7		2:14.812	39.307	1:00.025	35.480	246.0	15:58.781
8		2:15.357	39.417	1:00.680	35.260	245.4	18:15.706	8		2:14.827	39.844	59.525	35.458	242.6	18:13.608
9		2:14.609	39.668	59.607	35.334	244.8	20:30.315	9		2:15.020	39.845	59.582	35.593	242.1	20:28.628
10		2:15.209	39.636	1:00.006	35.567	244.3	22:45.524	10		2:15.189	39.815	59.990	35.384	242.6	22:43.817
11		2:21.738	39.587	1:04.711	37.440	247.7	25:07.262	11		2:32.085 P	40.631	1:05.562	45.892	241.0	25:15.902
12		2:24.516	41.470	1:06.195	36.851	234.7	27:31.778	12		3:00.538	1:22.068	1:02.298	36.172	230.2	28:16.440
13		3:08.499	40.534	1:28.023	59.942	237.3	30:40.277	13		2:25.117	40.225	1:00.885	44.007	239.4	30:41.557
14		2:16.070	39.604	1:00.808	35.658	247.7	32:56.347	14		2:15.652	39.343	1:00.933	35.376	255.9	32:57.209
15		2:15.681	39.540	1:00.435	35.706	248.2	35:12.028	15		2:15.098	38.993	1:00.558	35.547	256.5	35:12.307

40 Matthias Lüthen Dallara F320 Spiess
Team Motopark

Lap	D	Time	Sector 1	Sector 2	Sector 3	T. Spd	Elapsed	Lap	D	Time	Sector 1	Sector 2	Sector 3	T. Spd	Elapsed
1		2:24.650	44.686	1:03.580	36.384	250.5	2:24.650	1		2:19.313	43.262	1:00.872	35.179	244.3	2:19.313
2		2:15.035	39.195	1:00.281	35.559	255.9	4:39.685	2		2:13.588	39.021	59.419	35.148	253.5	4:32.901
3		2:16.840	39.215	1:02.077	35.548	254.7	6:56.525	3		2:12.837	39.116	58.824	34.897	252.3	6:45.738
4		2:16.489	38.967	1:02.011	35.511	255.3	9:13.014	4		2:12.373	38.717	58.566	35.090	252.9	8:58.111
5		2:15.576	39.186	1:01.372	35.018	255.9	11:28.590	5		2:12.515	39.125	58.507	34.883	253.5	11:10.626
6		2:16.656	39.978	1:01.179	35.499	249.4	13:45.246	6		2:13.251	38.634	59.079	35.538	259.6	13:23.877
7		2:14.719	39.284	1:00.042	35.393	250.5	15:59.965	7		2:12.826	38.815	58.937	35.074	255.3	15:36.703
8		2:26.651	38.917	1:12.074	35.660	250.0	18:26.616	8		2:13.015	38.885	59.125	35.005	254.7	17:49.718
9		2:13.990	39.520	59.225	35.245	244.3	20:40.606	9		2:12.880	39.149	58.734	34.997	252.3	20:02.598
10		2:14.077	39.409	59.415	35.253	246.0	22:54.683	10		2:12.898	39.080	58.695	35.123	251.7	22:15.496
11		2:15.905	39.331	1:00.252	36.322	246.0	25:10.588	11		2:14.151	39.829	59.254	35.068	240.0	24:29.647
12		2:23.901	40.247	1:06.961	36.693	245.4	27:34.489	12		2:36.250	41.462	1:13.532	41.256	225.4	27:05.897
13		3:06.645	39.910	1:26.385	1:00.350	244.8	30:41.134	13		3:32.903	49.646	1:41.790	1:01.467	108.9	30:38.800
14		2:16.487	39.471	1:00.867	36.149	252.3	32:57.621	14		2:14.756	39.252	1:00.506	34.998	254.1	32:53.556
15		2:15.216	38.863	1:00.900	35.453	260.2	35:12.837	15		2:13.786	38.906	59.544	35.336	248.8	35:07.342





Spa Francorchamps
Euroformula Open
Race - 3
Analysis by Lap



Num	Lap Time	Gap
Lap 1		
28	2:16.046	
31	2:16.770	00.724
18	2:17.634	01.588
21	2:18.254	02.208
25	2:18.749	02.703
88	2:19.313	03.267
34	2:21.032	04.986
66	2:21.496	05.450
27	2:21.963	05.917
77	2:22.895	06.849
35	2:23.755	07.709
40	2:24.650	08.604

Num	Lap Time	Gap
Lap 2		
28	2:12.660	
31	2:12.818	00.882
18	2:12.704	01.632
21	2:13.441	02.989
25	2:13.410	03.453
88	2:13.588	04.195
27	2:12.512	05.769
34	2:14.108	06.434
66	2:14.298	07.088
77	2:15.609	09.798
35	2:14.943	09.992
40	2:15.035	10.979

Num	Lap Time	Gap
Lap 3		
28	2:12.322	
18	2:12.674	01.984
31	2:13.823	02.383
25	2:12.354	03.485
21	2:13.609	04.276
88	2:12.837	04.710
27	2:11.629	05.076
34	2:13.368	07.480
66	2:19.108	13.874
35	2:16.641	14.311
77	2:17.559	15.035
40	2:16.840	15.497

Num	Lap Time	Gap
Lap 4		
28	2:12.493	
18	2:12.886	02.377
31	2:13.083	02.973
25	2:12.652	03.644
88	2:12.373	04.590
27	2:12.786	05.369
21	2:14.561	06.344
34	2:13.730	08.717
35	2:16.394	18.212
66	2:17.477	18.858
77	2:16.548	19.090
40	2:16.489	19.493

Num	Lap Time	Gap
Lap 5		
28	2:12.161	
18	2:12.703	02.919
31	2:12.866	03.678
25	2:12.848	04.331
88	2:12.515	04.944
27	2:12.052	05.260
21	2:13.050	07.233
34	2:13.342	09.898
66	2:14.842	21.539
77	2:14.752	21.681
35	2:16.334	22.385
40	2:15.576	22.908

Num	Lap Time	Gap
Lap 6		
28	2:12.263	
18	2:12.305	02.961
31	2:12.689	04.104
25	2:12.646	04.714
27	2:12.533	05.530
88	2:13.251	05.932
21	2:13.227	08.197
34	2:13.462	11.097
66	2:16.018	25.294
77	2:16.606	26.024
40	2:16.656	27.301
35	2:17.435	27.557

Num	Lap Time	Gap
Lap 7		
28	2:12.288	
18	2:12.508	03.181
31	2:12.856	04.672
27	2:12.016	05.258
25	2:13.105	05.531
88	2:12.826	06.470
21	2:13.066	08.975
34	2:13.221	12.030
77	2:14.812	28.548
66	2:16.152	29.158
40	2:14.719	29.732
35	2:14.847	30.116

Num	Lap Time	Gap
Lap 8		
28	2:12.337	
18	2:12.434	03.278
27	2:11.418	04.339
31	2:12.984	05.319
25	2:13.013	06.207
88	2:13.015	07.148
21	2:13.547	10.185
34	2:13.346	13.039
77	2:14.827	31.038
66	2:14.689	31.510
35	2:15.357	33.136
40	2:26.651	44.046

Num	Lap Time	Gap
Lap 9		
28	2:12.570	
18	2:12.358	03.066
27	2:12.155	03.924
31	2:12.844	05.593
25	2:12.783	06.420
88	2:12.880	07.458
21	2:13.229	10.844
34	2:13.390	13.859
77	2:15.020	33.488
66	2:14.918	33.858
35	2:14.609	35.175
40	2:13.990	45.466

Num	Lap Time	Gap
Lap 10		
28	2:12.593	
18	2:12.742	03.215
27	2:12.329	03.660
31	2:13.674	06.674
25	2:13.092	06.919
88	2:12.898	07.763
21	2:13.438	11.689
34	2:13.178	14.444
66	2:14.290	35.555
77	2:15.189	36.084
35	2:15.209	37.791
40	2:14.077	46.950

Num	Lap Time	Gap
Lap 11		
28	2:12.557	
27	2:12.442	03.545
18	2:13.429	04.087
25	2:14.338	08.700
88	2:14.151	09.357
31	2:15.831	09.948
21	2:13.926	13.058
34	2:13.322	15.209
35	2:21.738	46.972
40	2:15.905	50.298
77	2:32.085	55.612

Num	Lap Time	Gap
Lap 12		
28	2:33.083	
27	2:34.797	05.259
18	2:35.650	06.654
25	2:35.960	11.577
88	2:36.250	12.524
31	2:36.731	13.596
21	2:34.592	14.567
34	2:33.952	16.078
35	2:24.516	38.405
40	2:23.901	41.116
77	3:00.538	1:23.067

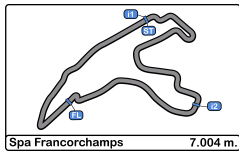
Num	Lap Time	Gap
Lap 13		
28	3:43.333	

Num	Lap Time	Gap
27	3:38.759	00.685
18	3:37.831	01.152
25	3:33.341	01.585
88	3:32.903	02.094
31	3:32.072	02.335
21	3:31.564	02.798
34	3:30.399	03.144
35	3:08.499	03.571
40	3:06.645	04.428
77	2:25.117	04.851

Num	Lap Time	Gap
Lap 14		
28	2:13.662	
27	2:13.511	00.534
18	2:13.976	01.466
25	2:14.798	02.721
88	2:14.756	03.188
31	2:14.911	03.584
34	2:14.952	04.434
21	2:15.980	05.116
35	2:16.070	05.979
77	2:15.652	06.841
40	2:16.487	07.253

Num	Lap Time	Gap
Lap 15		
27	2:13.161	
28	2:14.294	00.599
18	2:13.549	01.320
88	2:13.786	03.279
25	2:15.343	04.369
31	2:14.804	04.693
34	2:14.356	05.095
21	2:14.167	05.588
35	2:15.681	07.965
77	2:15.098	08.244
40	2:15.216	08.774



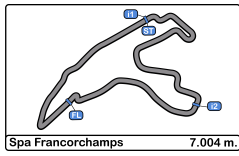


Spa Francorchamps
Euroformula Open
Race - 3
Best Sectors Results



Sector - 1			Sector - 2			Sector - 3			Ideal Lap vs Best Lap						
Clas	Nº	Driver	Time	Nº	Driver	Time	Nº	Driver	Time	Clas	Nº	Driver	Ideal Lap	Best Lap	Clas
1	88	Filip Kaminiaz	38.634	28	Cameron Das	57.600	27	Louis Foster	34.578	1	27	Louis Foster	2:11.093	2:11.418	1
2	27	Louis Foster	38.684	18	Nazim Azman	57.754	18	Nazim Azman	34.817	2	18	Nazim Azman	2:11.735	2:12.305	3
3	25	Casper Stevenson	38.811	27	Louis Foster	57.831	31	Christian Mansell	34.829	3	28	Cameron Das	2:11.998	2:12.161	2
4	40	Matthias Lüthen	38.863	25	Casper Stevenson	58.336	25	Casper Stevenson	34.862	4	25	Casper Stevenson	2:12.009	2:12.354	4
5	77	Vivien Keszthelyi	38.993	21	Josh Mason	58.422	88	Filip Kaminiaz	34.883	5	88	Filip Kaminiaz	2:12.024	2:12.373	5
6	34	Enzo Trulli	38.995	88	Filip Kaminiaz	58.507	28	Cameron Das	34.956	6	31	Christian Mansell	2:12.425	2:12.689	6
7	31	Christian Mansell	39.053	31	Christian Mansell	58.543	21	Josh Mason	34.986	7	21	Josh Mason	2:12.689	2:13.050	7
8	35	Enzo Scionti	39.092	34	Enzo Trulli	58.666	40	Matthias Lüthen	35.018	8	34	Enzo Trulli	2:12.695	2:13.178	8
9	18	Nazim Azman	39.164	66	Zdenek Chovanec	58.931	34	Enzo Trulli	35.034	9	40	Matthias Lüthen	2:13.106	2:13.990	9
10	21	Josh Mason	39.281	40	Matthias Lüthen	59.225	35	Enzo Scionti	35.233	10	66	Zdenek Chovanec	2:13.674	2:14.290	10
11	28	Cameron Das	39.442	77	Vivien Keszthelyi	59.525	77	Vivien Keszthelyi	35.253	11	77	Vivien Keszthelyi	2:13.771	2:14.752	12
12	66	Zdenek Chovanec	39.471	35	Enzo Scionti	59.607	66	Zdenek Chovanec	35.272	12	35	Enzo Scionti	2:13.932	2:14.609	11





Spa Francorchamps
Euroformula Open
Race - 3
Leader Sequence

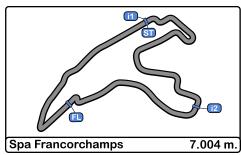


N°	Driver	Nat	Cat	Clas	Team	Nat	Vehicle	Start Lap	End Lap	Laps	Total Laps
28	Cameron Das	USA			Team Motopark	GER	Dallara F320 Spiess	1	14	14	14
27	Louis Foster	GBR			CryptoTower Racing Team	JPN	Dallara F320 Spiess	15	15	1	1



CIRCUIT DE SPA
FRANCORCHAMPS



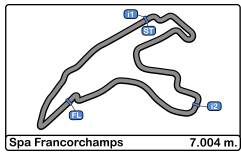


Spa Francorchamps
Euroformula Open
Race - 3
Best 5 Lap Times



Cls	N°	Driver	Nat	Cat	Cls	Team	Nat	Vehicle	Best 1		Best 2		Best 3		Best 4		Best 5	
									Time	Lap	Time	Lap	Time	Lap	Time	Lap	Time	Lap
1	27	Louis Foster				CryptoTower Racing Team		Dallara F320 Spiess	2:11.418	8	2:11.629	3	2:12.016	7	2:12.052	5	2:12.155	9
2	28	Cameron Das				Team Motopark		Dallara F320 Spiess	2:12.161	5	2:12.263	6	2:12.288	7	2:12.322	3	2:12.337	8
3	18	Nazim Azman				CryptoTower Racing Team		Dallara F320 Spiess	2:12.305	6	2:12.358	9	2:12.434	8	2:12.508	7	2:12.674	3
4	25	Casper Stevenson		R	1	Van Amersfoort Racing		Dallara F320 HWA	2:12.354	3	2:12.646	6	2:12.652	4	2:12.783	9	2:12.848	5
5	88	Filip Kaminiarz				CryptoTower Racing Team		Dallara F320 Spiess	2:12.373	4	2:12.515	5	2:12.826	7	2:12.837	3	2:12.880	9
6	31	Christian Mansell		R	2	Carlin		Dallara F320 Spiess	2:12.689	6	2:12.818	2	2:12.844	9	2:12.856	7	2:12.866	5
7	21	Josh Mason				Double R Racing		Dallara F320 HWA	2:13.050	5	2:13.066	7	2:13.227	6	2:13.229	9	2:13.438	10
8	34	Enzo Trulli		R	3	Drivex School		Dallara F320 HWA	2:13.178	10	2:13.221	7	2:13.322	11	2:13.342	5	2:13.346	8
9	40	Matthias Lüthen				Team Motopark		Dallara F320 Spiess	2:13.990	9	2:14.077	10	2:14.719	7	2:15.035	2	2:15.216	15
10	66	Zdenek Chovanec		R	4	Double R Racing		Dallara F320 HWA	2:14.290	10	2:14.298	2	2:14.689	8	2:14.842	5	2:14.918	9
11	35	Enzo Scionti		R	5	Drivex School		Dallara F320 HWA	2:14.609	9	2:14.847	7	2:14.943	2	2:15.209	10	2:15.357	8
12	77	Vivien Keszthelyi				Team Motopark		Dallara F320 Spiess	2:14.752	5	2:14.812	7	2:14.827	8	2:15.020	9	2:15.098	15





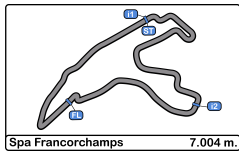
Spa Francorchamps
Euroformula Open
Race - 3
Best 5 Top Speeds



Spa Francorchamps 7.004 m.

Clas	Nº	Driver	Nat	Cat	Cls	Team	Nat	Vehicle	Top 1		Top 2		Top 3		Top 4		Top 5		Avg
									Km/h	Lap	Km/h	Lap	Km/h	Lap	Km/h	Lap	Km/h	Lap	
1	40	Matthias Lüthen				Team Motopark		Dallara F320 Spiess	260.2	15	255.9	2	255.9	5	255.3	4	254.7	3	256.4
2	88	Filip Kamiński				CryptoTower Racing Team		Dallara F320 Spiess	259.6	6	255.3	7	254.7	8	254.1	14	253.5	2	255.4
3	27	Louis Foster				CryptoTower Racing Team		Dallara F320 Spiess	258.9	6	256.5	5	255.9	7	255.3	4	252.9	8	255.9
4	77	Vivien Keszthelyi				Team Motopark		Dallara F320 Spiess	256.5	15	255.9	14	254.1	4	250.0	5	247.7	2	252.8
5	25	Casper Stevenson		R	1	Van Amersfoort Racing		Dallara F320 HWA	255.3	5	254.7	2	254.7	7	253.5	6	252.9	3	254.2
6	34	Enzo Trulli		R	2	Drivex School		Dallara F320 HWA	255.3	3	254.1	15	250.5	10	249.4	4	249.4	6	251.7
7	18	Nazim Azman				CryptoTower Racing Team		Dallara F320 Spiess	252.9	3	250.0	2	248.2	5	248.2	14	247.7	1	249.4
8	31	Christian Mansell		R	3	Carlin		Dallara F320 Spiess	251.7	6	251.1	4	251.1	5	251.1	15	250.5	14	251.1
9	21	Josh Mason				Double R Racing		Dallara F320 HWA	251.1	2	251.1	5	250.5	15	250.0	4	248.2	3	250.2
10	35	Enzo Scionti		R	4	Drivex School		Dallara F320 HWA	250.0	1	248.8	2	248.2	15	247.7	11	247.7	14	248.5
11	66	Zdeněk Chovanec		R	5	Double R Racing		Dallara F320 HWA	249.4	1	249.4	9	248.2	10	247.1	3	244.8	6	247.8
12	28	Cameron Das				Team Motopark		Dallara F320 Spiess	244.3	6	243.7	5	243.2	3	243.2	4	243.2	7	243.5





Spa Francorchamps
Euroformula Open
Race - 3
Fastest Laps Sequence

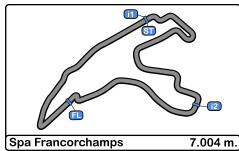


Lap	Time of Day	Session Time	N°	Driver	Nat	Cat	Team	Nat	Vehicle	Time	Km/h
2	15:12:59.528	4:28.528	28	Cameron Das		USA	Team Motopark		DEU Dallara F320 Spiess	2:12.660	190.0
2	15:13:05.297	4:34.297	27	Louis Foster		GBR	CryptoTower Racing Team		JPN Dallara F320 Spiess	2:12.512	190.2
3	15:15:11.849	6:40.849	28	Cameron Das		USA	Team Motopark		DEU Dallara F320 Spiess	2:12.322	190.5
3	15:15:16.925	6:45.925	27	Louis Foster		GBR	CryptoTower Racing Team		JPN Dallara F320 Spiess	2:11.629	191.5
8	15:26:17.731	17:46.731	27	Louis Foster		GBR	CryptoTower Racing Team		JPN Dallara F320 Spiess	2:11.418	191.8



CIRCUIT DE SPA
FRANCORCHAMPS





Spa Francorchamps

Euroformula Open

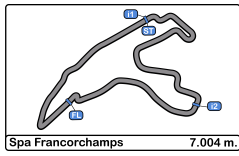
Race - 3

Event Best Maximum Speed



N°	Driver	Nat	Cat	Clas	Team	Nat	Vehicle	Km/h	Session
40	Matthias Lüthen		DEU		Team Motopark		DEU Dallara F320 Spiess	260.2	Race - 3
88	Filip Kaminiarz		POL		CryptoTower Racing Team		JPN Dallara F320 Spiess	259.6	Race - 3
27	Louis Foster		GBR		CryptoTower Racing Team		JPN Dallara F320 Spiess	258.9	Race - 3
35	Enzo Scionti		USA	R 1	Drivex School		ESP Dallara F320 HWA	256.5	Race - 1
77	Vivien Keszthelyi		HUN		Team Motopark		DEU Dallara F320 Spiess	256.5	Race - 3
28	Cameron Das		USA		Team Motopark		DEU Dallara F320 Spiess	255.9	Race - 2
34	Enzo Trulli		ITA	R 2	Drivex School		ESP Dallara F320 HWA	255.3	Race - 3
25	Casper Stevenson		GBR	R 3	Van Amersfoort Racing		NLD Dallara F320 HWA	255.3	Race - 3
31	Christian Mansell		AUS	R 4	Carlin		GBR Dallara F320 Spiess	252.9	Race - 2
18	Nazim Azman		MYS		CryptoTower Racing Team		JPN Dallara F320 Spiess	252.9	Race - 3
66	Zdenek Chovanec		CZE	R 5	Double R Racing		GBR Dallara F320 HWA	252.3	Race - 1
21	Josh Mason		GBR		Double R Racing		GBR Dallara F320 HWA	252.3	Race - 2





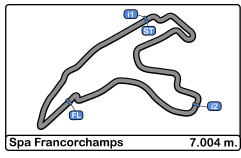
Spa Francorchamps
Euroformula Open
Race - 3
Lap Chart



LAP

Nr	Pos	Grid	1	2	3	4	5	6	7	8	9	10	11	12	13	14	15
28	1	28	28	28	28	28	28	28	28	28	28	28	28	28	28	28	27
27	2	27	31	31	18	18	18	18	18	18	18	18	27	27	27	27	28
31	3	31	18	18	31	31	31	31	31	27	27	27	18	18	18	18	18
18	4	18	21	21	25	25	25	25	27	31	31	31	25	25	25	25	88
21	5	21	25	25	21	88	88	27	25	25	25	25	88	88	88	88	25
88	6	88	88	88	88	27	27	88	88	88	88	88	31	31	31	31	31
25	7	25	34	27	27	21	21	21	21	21	21	21	21	21	21	34	34
34	8	34	66	34	34	34	34	34	34	34	34	34	34	34	34	21	21
77	9	77	27	66	66	35	66	66	77	77	77	66	35	35	35	35	35
66	10	66	77	77	35	66	77	77	66	66	66	77	40	40	40	77	77
35	11	35	35	35	77	77	35	40	40	35	35	35	77	77	77	40	40
40	12	40	40	40	40	40	40	35	35	40	40	40	40	40	40	40	40

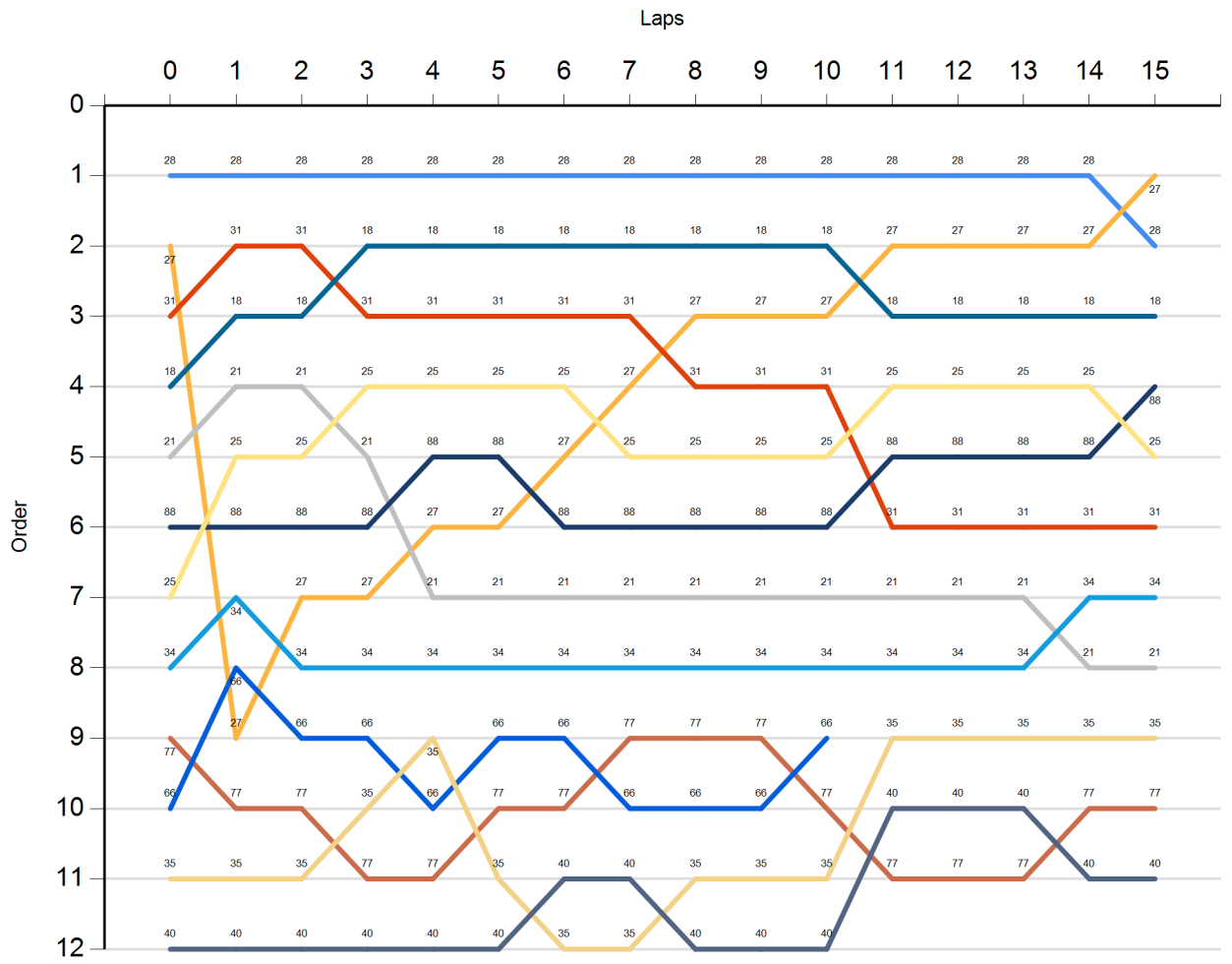


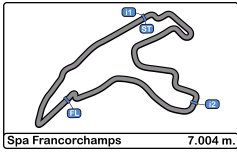


Spa Francorchamps
Euroformula Open
Race - 3
Graphic Lap Chart



- 28
- 27
- 31
- 18
- 21
- 88
- 25
- 34
- 77
- 66
- 35
- 40





Spa Francorchamps
Euroformula Open
Race - 3
Pit Stop Analysis

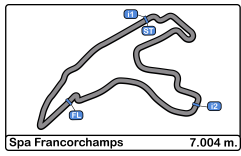


Nr.	In Day Time	Driver	Nat	Cat	Team	Nat	Vehicle	In Time	Stop N°	Pit Time	Handicap	Penalty
77	15:33:41.628	Vivien Keszthelyi		HZ	Team Motopark		Dallara F320 Spiess	25:10.807	1	51.032		



CIRCUIT DE SPA
FRANCORCHAMPS

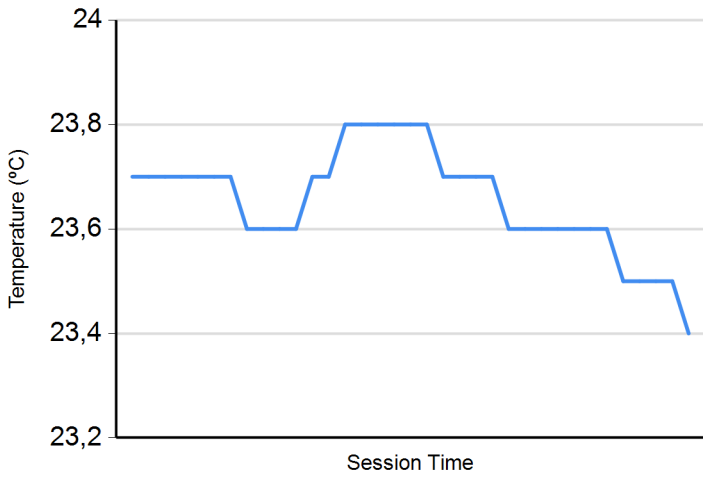




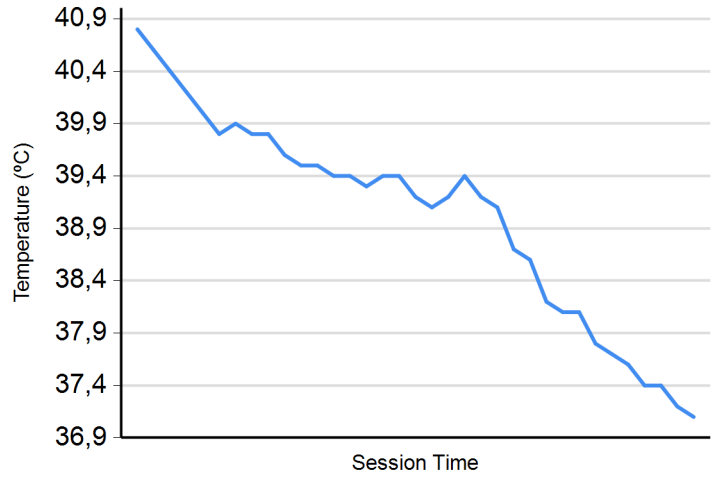
Spa Francorchamps
Euroformula Open
Race - 3
Weather Report



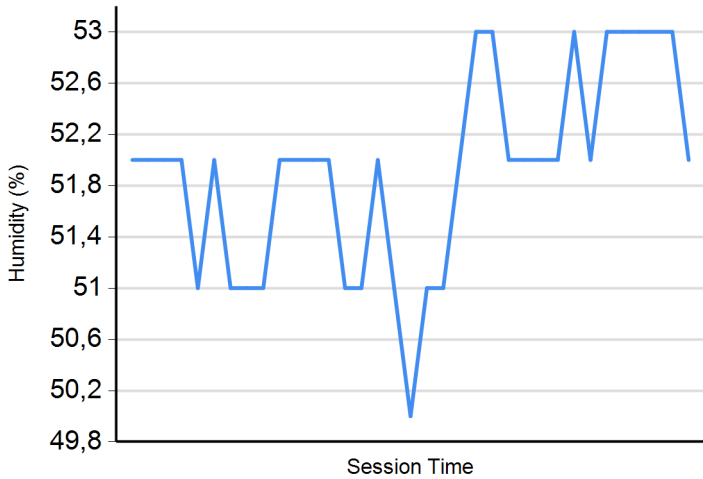
Air Temperature



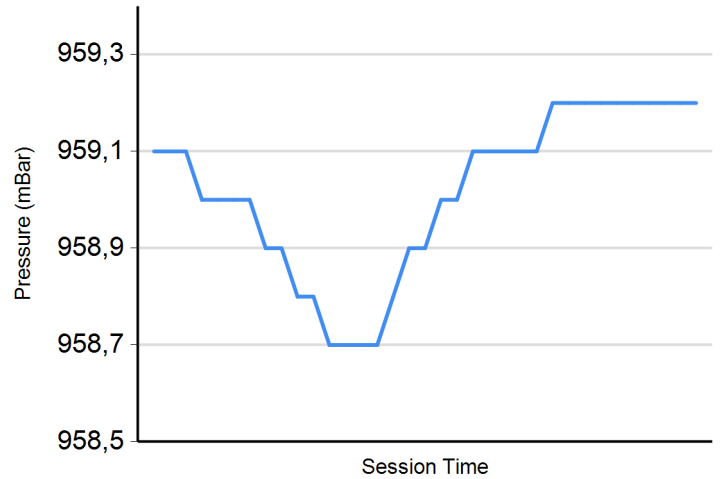
Track Temperature



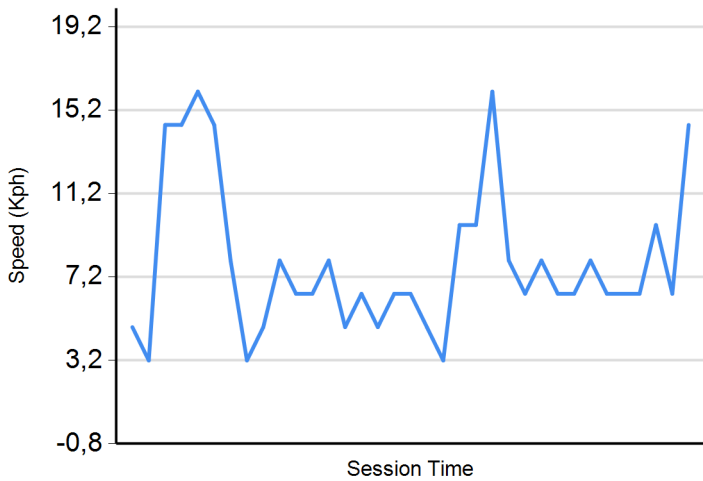
Humidity



Pressure



Wind Speed



Wind direction

North = 0°/360° Est = 90° South = 180° West = 270°

